

University of South Carolina  
**EDUCATION  
ABROAD**

**2023-  
2024**



# Letter from the Director

It has been a fantastic year in the USC Education Abroad Office! Thanks to the innovative work of our team and many education abroad champions like you, the number of undergraduate participants increased by 168, representing nearly 10% growth. Growth at this scale would be impossible without strong campus support from university leadership, faculty, academic advisors, student affairs staff, and all those who have an impact on students. We are deeply indebted to our campus partners for sparking an interest in global experiences among so many students.

USC retained high national rankings among doctoral institutions for our number of education abroad students, particularly in the high impact categories of mid-length and long-term study abroad (where we led the SEC). USC ranked:

- *10th among doctoral universities for number of students engaged in mid-length study abroad*
- *18th among doctoral universities for overall number of students who study abroad*
- *17th among doctoral universities for number of students engaged in long-term study abroad.\**

\*Institute of International Education. (2023). "U.S. Study Abroad Data."



*Busan, South Korea, October 2023*

**Morgan  
Morris  
Inabinet**

Education Abroad  
Director

Our primary focus this year was streamlining our portfolio and processes to offer an enhanced advising and pre-departure experience to our students. We began the year with a thorough evaluation of our many affiliate program offerings. Our education abroad program had bloomed to over 1200 program options, an overwhelming menu of redundant options for students to navigate. Considering several key categories like academic curriculum alignment, affordability, and location redundancy, we have streamlined our portfolio to 500 programs while still offering programs in over 80 countries.

Our advising team has also streamlined our advising strategy, launching several new tools on our website. Additionally, you might have seen us out and about more on campus as our team launched a number of new outreach events including our "Taste the World" food event series highlighting our programs in underrepresented destinations.

As you review this year's annual report, I hope you find inspiration in the opportunities for additional growth and innovation to create more access to these transformational experiences for all our Gamecocks. Thank you for your support!

***Forever to thee, Morgan***

# Undergraduate Enrollment by Term

The Education Abroad Office supported the following education abroad experiences, broken down by term:



Academic Year  
16



Total Students By Term

1,934



Spring Semester



328 Summer



743

579 Maymester



95 Fall Semester



130 Spring Break



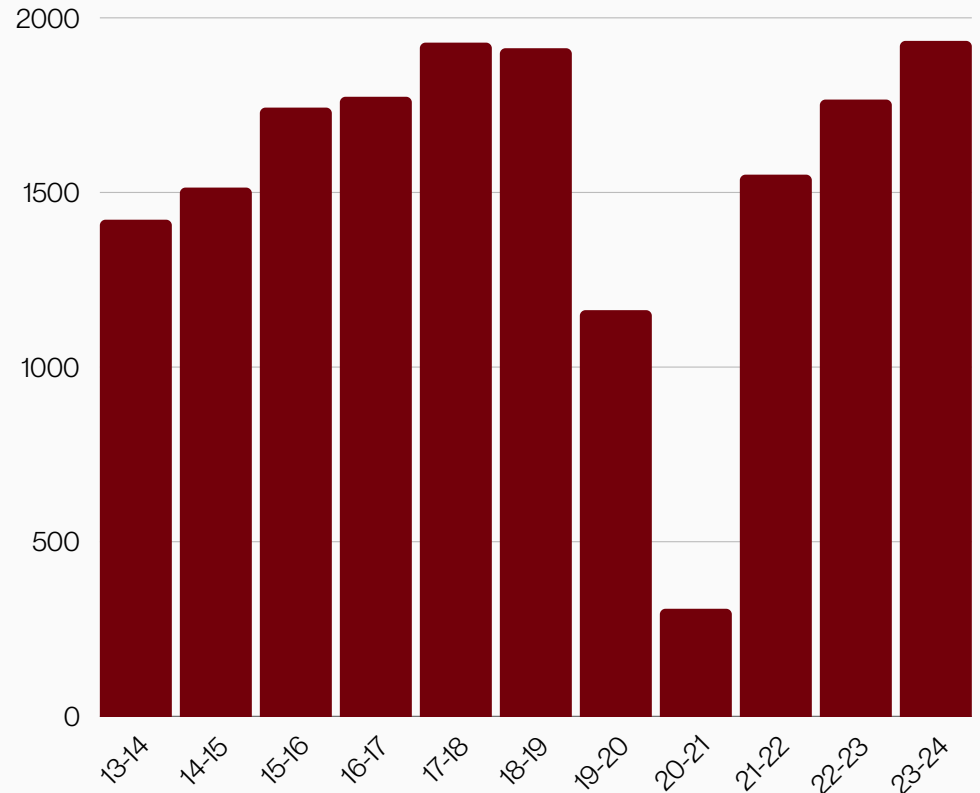
27 Winter Session



16 Fall Break

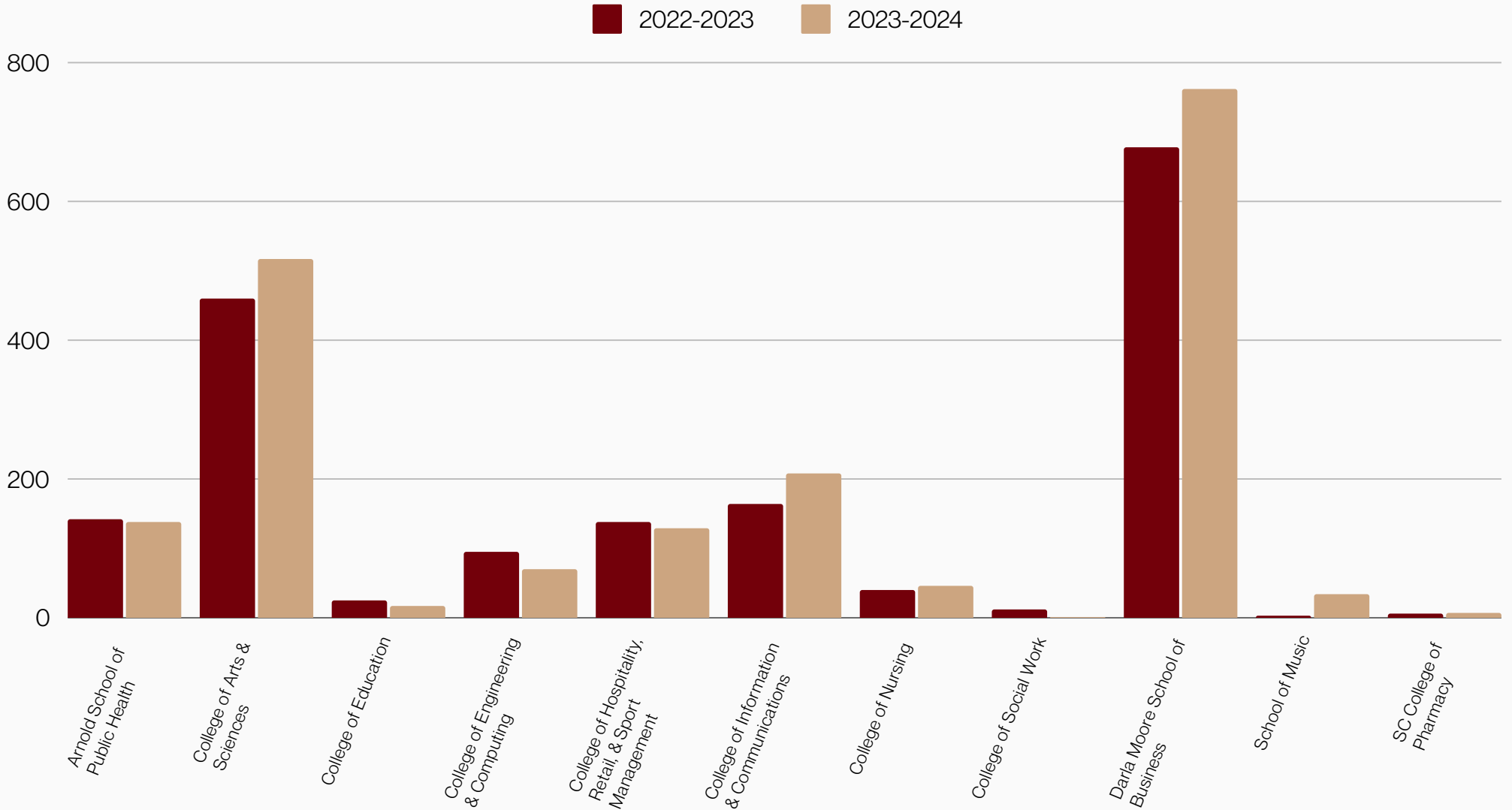


Undergraduate Education Abroad Participation Rates from Fall 2013 through Spring 2024 at USC-Columbia



# Undergraduate Enrollment by College

Breakdown of education abroad enrollment by school or college:

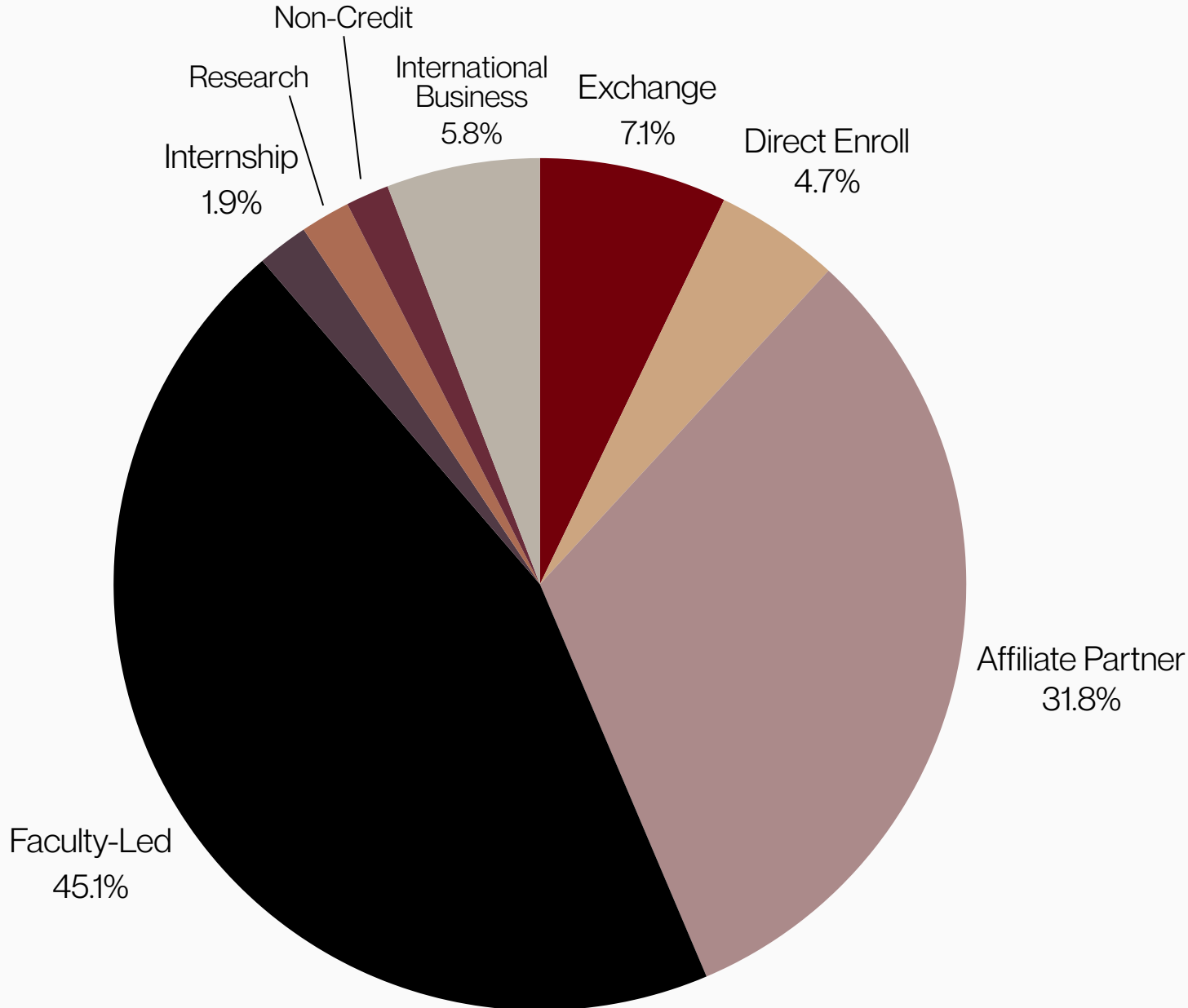


**386** Honors College

**228** Capstone Scholars

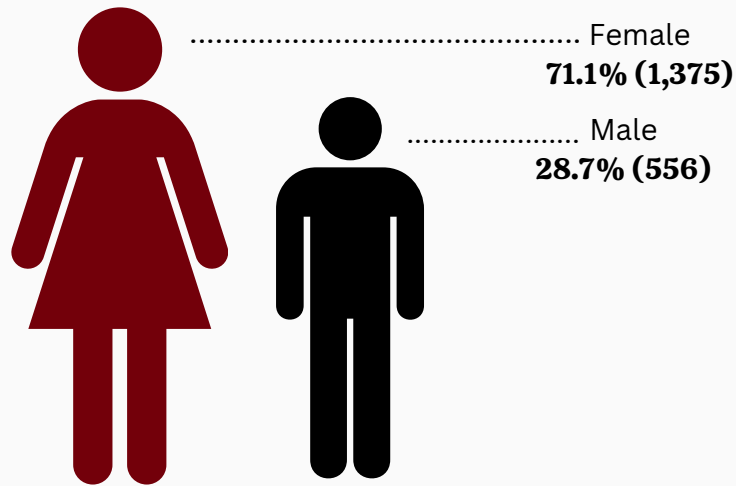
# Undergraduate Enrollment by Program Type

For more information about each program type, see pages 13-14.

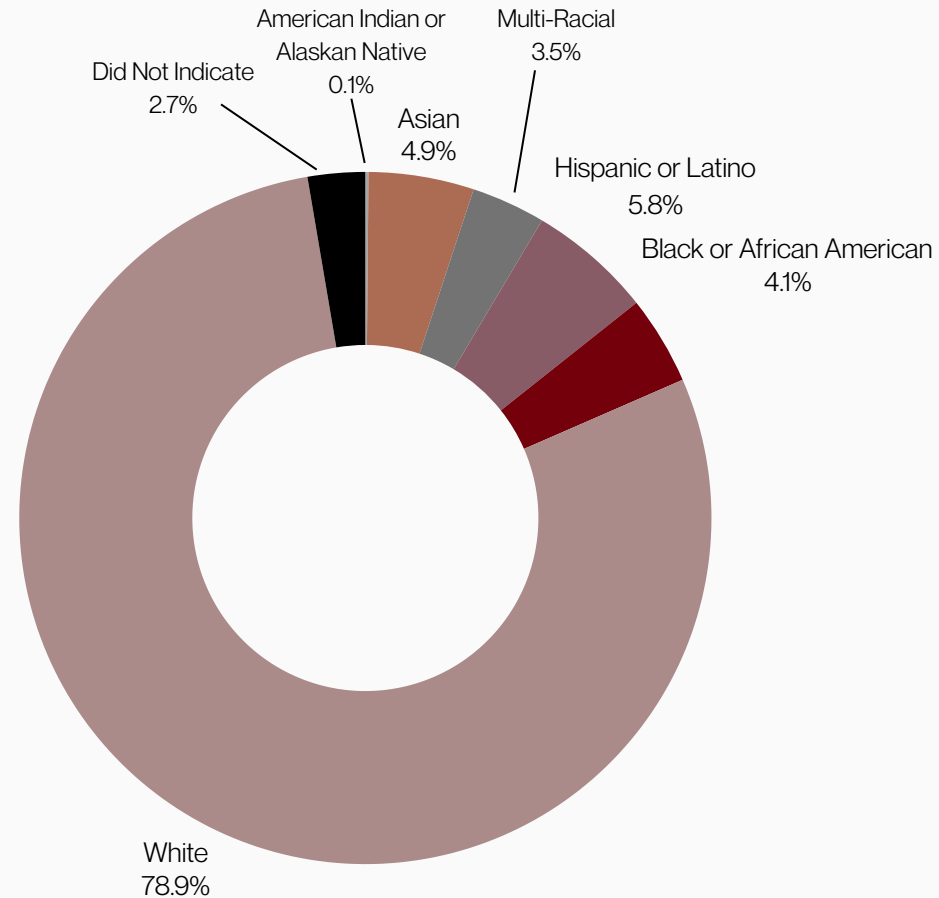


# Undergraduate Demographics

Demographic breakdown of the 1,934 individual undergraduate participants:



The general USC undergraduate student population is 58.8% female and 41.5% male.



## Ethnic Background

Students were asked on their education abroad applications to share their ethnic or racial identities. 19.6% of education abroad students identified themselves as a student of color; 26.7% of the general USC undergraduate population identified themselves as a student of color.



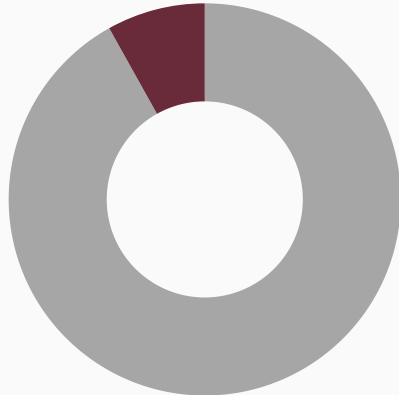
# Undergraduate Demographics

Demographic breakdown of the 1,934 individual undergraduate participants:

## First Generation Student Participation

**2020-2021**

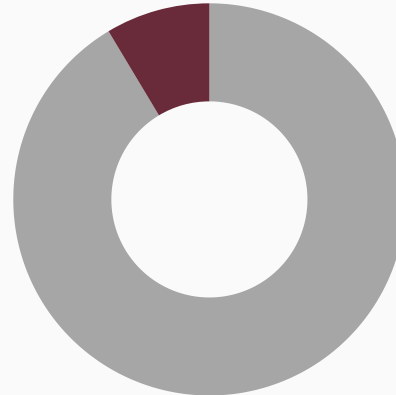
First Generation  
8.1%



Non-First Generation  
91.9%

**2021-2022**

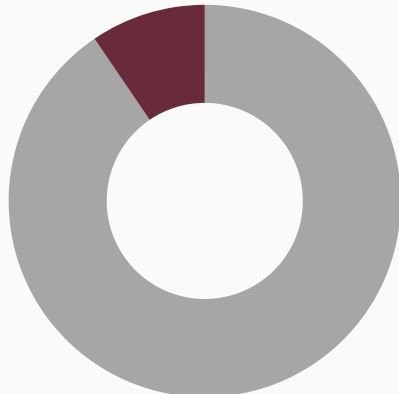
First Generation  
8.6%



Non-First Generation  
91.4%

**2022-2023**

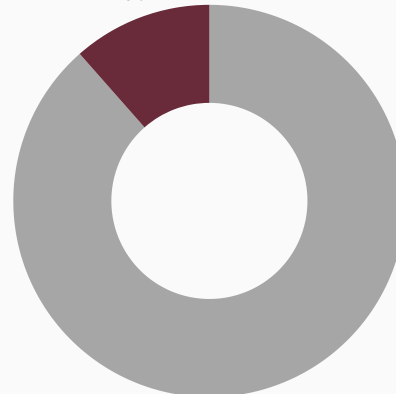
First Generation  
9.5%



Non-First Generation  
90.5%

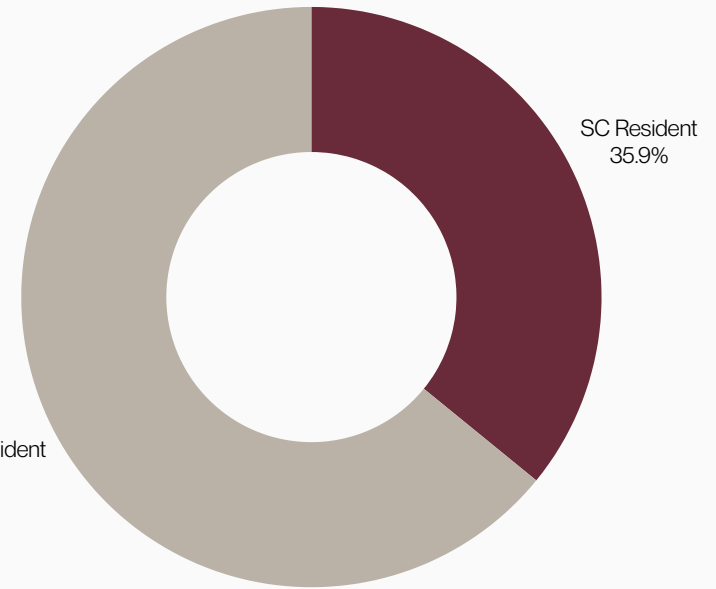
**2023-2024**

First Generation  
11.5%



Non-First Generation  
88.5%

The general USC undergraduate student population was 21.3% First Generation and 78.7% Non-First Generation in 2023-2024.




## Residency Profile

The general USC undergraduate student population for 2023-2024 was 55.7% resident and 44.3% non-resident.



# Undergraduate Financial Aid & Scholarships



## Pell Grant Recipients

10.5% of education abroad students identified themselves as Pell Grant recipients. In AY 23-24, 19.2% of USC undergraduates received a Pell Grant.



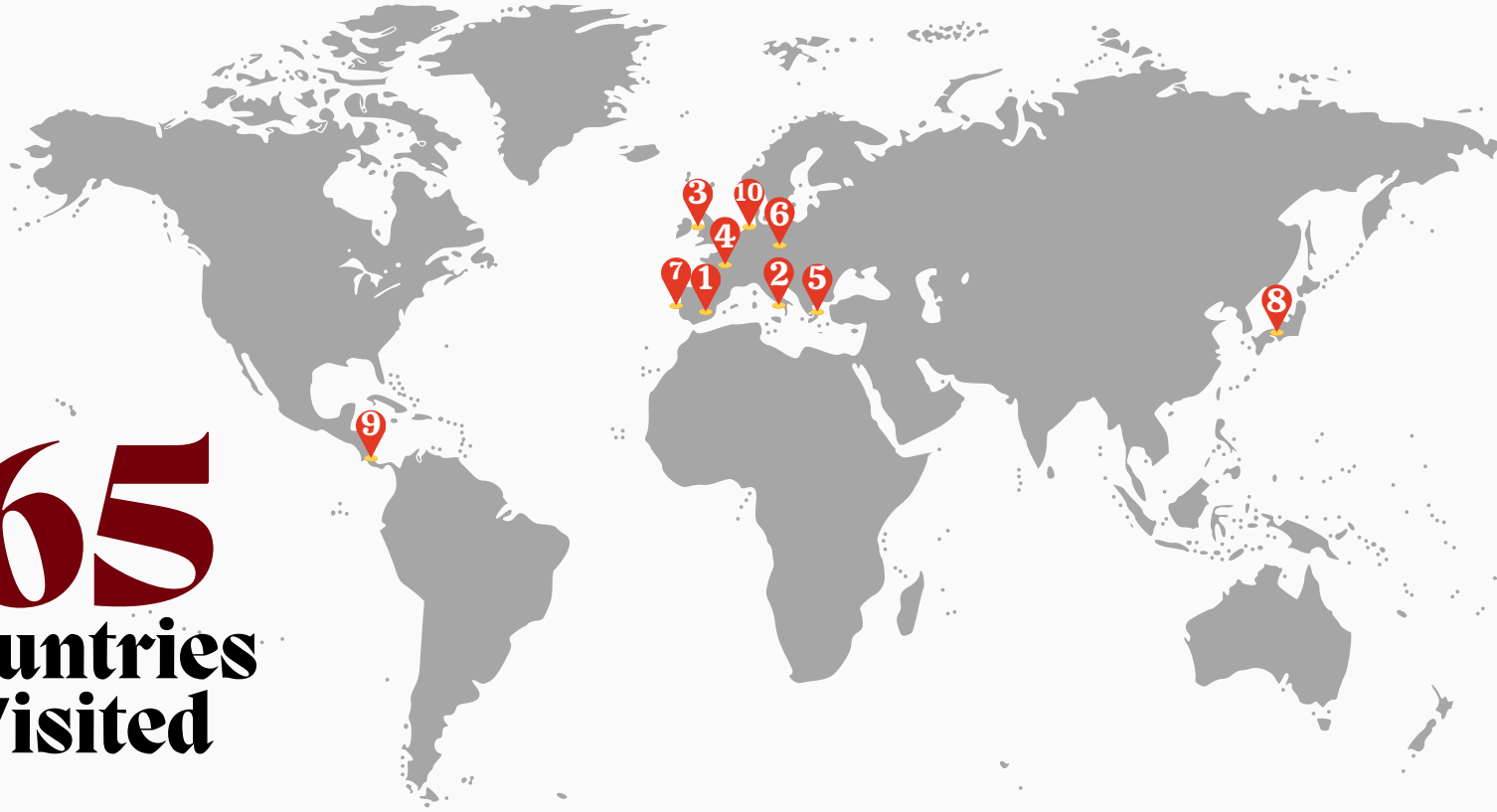
# \$48,500

In AY 23-24, the Education Abroad Office, in collaboration with the Office of the Provost and external partners including AIFS and WorldStrides, awarded \$48,500 through the Beyond Boundaries Award and Carolina Global Study Award. This figure does not include the travel grants awarded by USC colleges and other departments.



# Undergraduate Destinations

**65**  
Countries  
Visited



## Top 10 Destinations:

1. Spain
2. Italy
3. United Kingdom
4. France
5. Greece
6. Germany
7. Portugal
8. Japan
9. Costa Rica
10. Netherlands

Antarctica (1)  
Argentina (7)  
Aruba (16)  
Australia (27)  
Austria (18)  
Azerbaijan (1)  
Belgium (16)  
Brazil (23)  
Canada (1)  
Chile (14)  
China (5)  
**Costa Rica (42)**  
Croatia (1)

Cuba (18)  
Cyprus (2)  
Czech Republic (23)  
Denmark (28)  
Ecuador (33)  
Egypt (2)  
Fiji (1)  
Finland (1)  
**France (117)**  
Georgia (3)  
**Germany (89)**  
Ghana (7)  
**Greece (108)**

Honduras (7)  
Hong Kong (9)  
Hungary (5)  
India (7)  
Ireland (6)  
**Italy (436)**  
**Japan (54)**  
Kenya (7)  
Kosovo (6)  
Kyrgyzstan (2)  
Latvia (4)  
Malawi (15)  
Malaysia (10)

Mexico (15)  
Malta (3)  
Mauritius (3)  
Morocco (16)  
Mozambique (7)  
**Netherlands (38)**  
New Zealand (13)  
Norway (23)  
Oman (1)  
Peru (24)  
**Portugal (65)**  
Puerto Rico (1)  
Singapore (14)

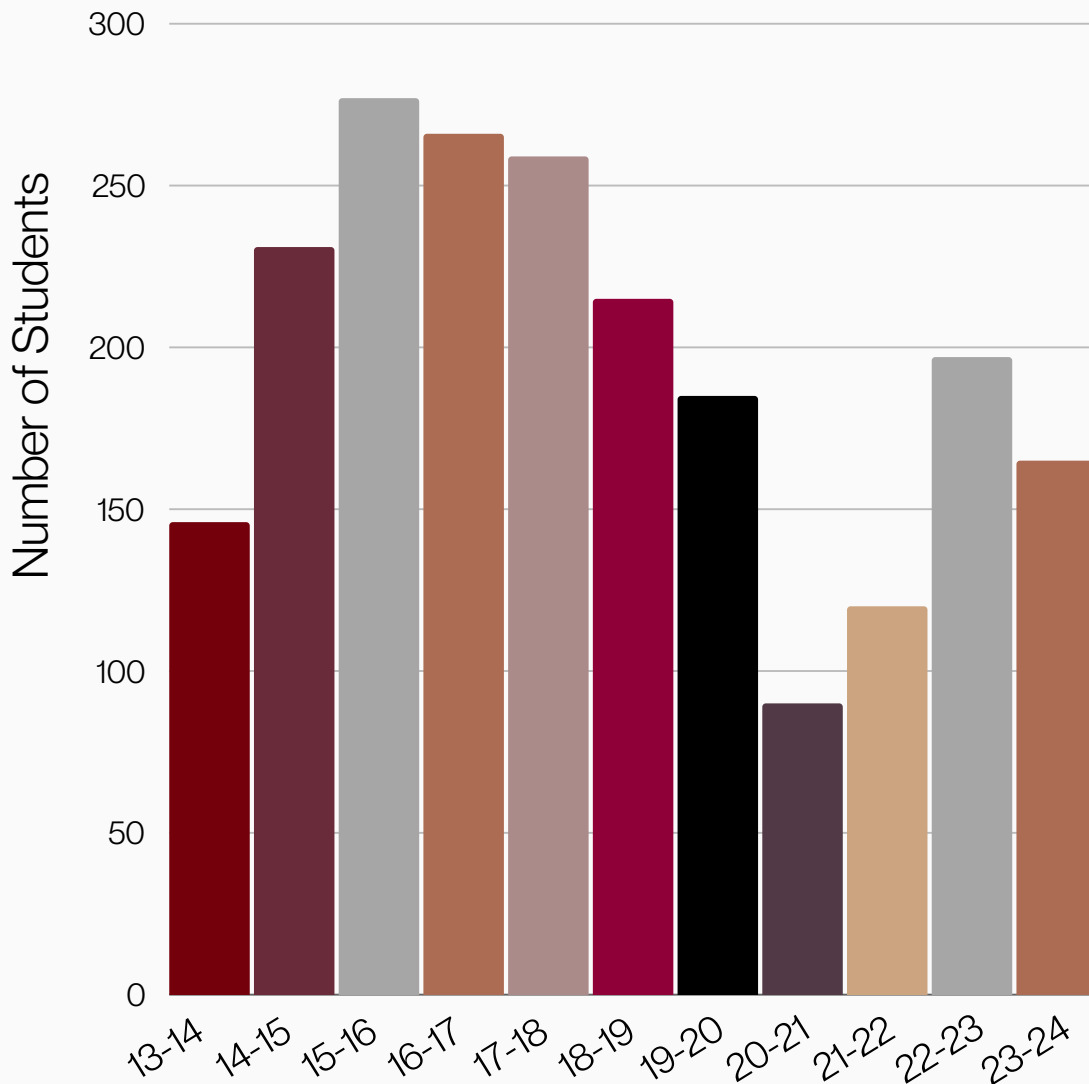
South Africa (11)  
South Korea (27)  
**Spain (457)**  
Sweden (6)  
Switzerland (9)  
Taiwan (7)  
Tajikistan (1)  
Thailand (24)  
Turkey (1)  
**United Kingdom (129)**  
Uruguay (3)  
Vietnam (11)  
Zambia (5)

*\*Some students visited multiple countries on the same experience.\**

# Graduate Participation

Breakdown of education abroad enrollment by school or college:

**Graduate Education Abroad Participation Rates from Fall 2013 through Spring 2024 at USC-Columbia**



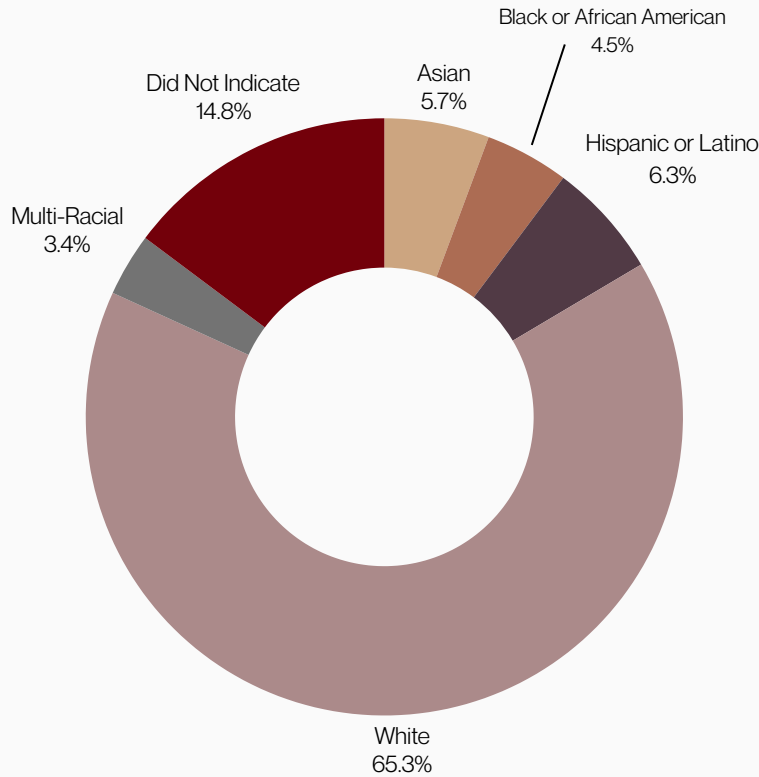
**165**  
**Total Students**

## Enrollment by College

- College of Arts & Sciences **(6)**
- Darla Moore School of Business **(79)**
- College of Education **(22)**
- College of Hospitality, Retail & Sport Management **(2)**
- College of Information & Communications **(1)**
- School of Law **(36)**
- School of Medicine **(12)**
- School of Music **(4)**
- SC College of Pharmacy **(2)**
- Arnold School of Public Health **(2)**

# Graduate Demographics

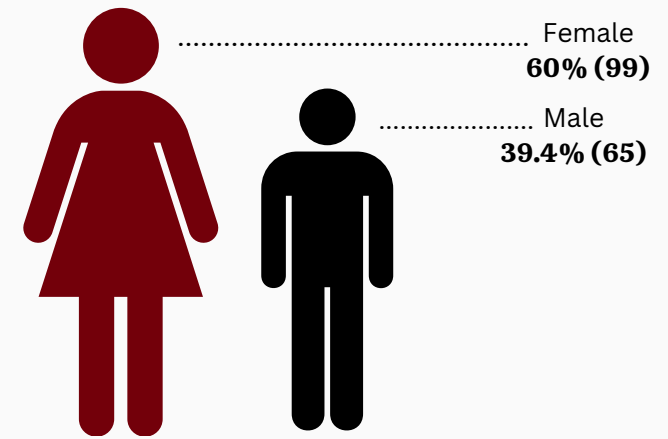
Demographic breakdown of the 165 individual graduate participants:



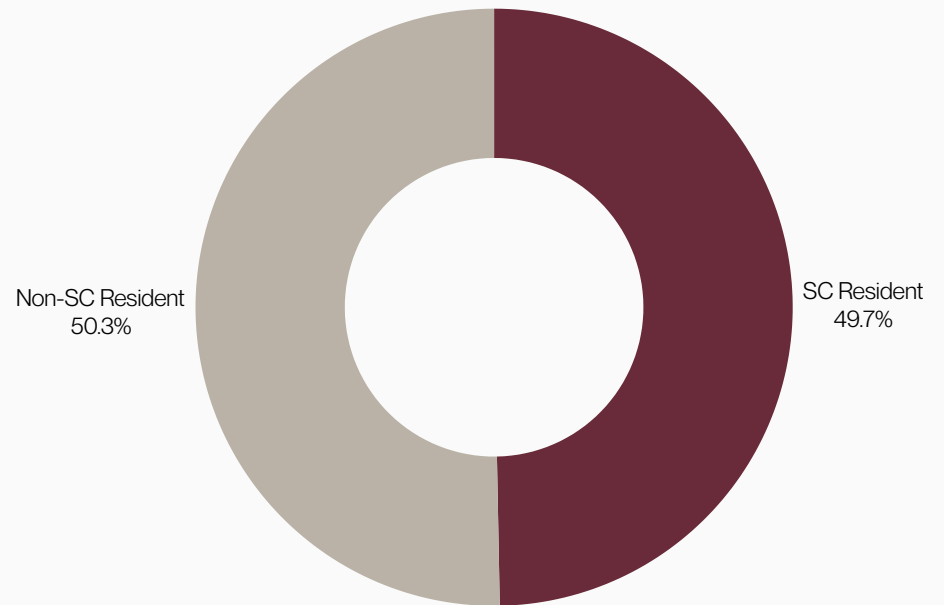
## Ethnic Background

Students were asked on their education abroad applications to share their ethnic or racial identities.

34.7% of education abroad graduate students identified themselves as a student of color; 48.1% of the general USC graduate population identified themselves as a student of color.



The general USC graduate student population is 60.7% female and 39.4% male.



## Residency Profile

The general USC graduate student population for 2022-2023 was 40% resident and 60% non-resident.

# Graduate Destinations

**24**  
**Countries**  
**Visited**



## Top 10 Destinations:

1. United Kingdom
2. France
3. Italy
4. Poland
5. Singapore
6. China
7. South Africa
8. Austria
9. Czech Republic
10. Germany

Argentina (1)

**Austria (10)**

Bolivia (3)

**China (12)**

**Czech Republic (6)**

Denmark (1)

**France (28)**

**Germany (6)**

Greece (1)

Honduras (2)

Ireland (1)

**Italy (16)**

Japan (1)

Kenya (2)

Lithuania (1)

Malawi (1)

Mexico (5)

Peru (2)

**Poland (15)**

**Singapore (12)**

**South Africa (11)**

South Korea (1)

Spain (1)

**United Kingdom (45)**

*\*Some students visited multiple countries on the same experience.\**

# Faculty-Led Programs



Faculty-led programs run in a variety of regions and disciplines. They are broken down by term and department below:



## Countries Visited

- |                |                |
|----------------|----------------|
| Aruba          | Malawi         |
| Austria        | Mexico         |
| Belgium        | Morocco        |
| China          | Netherlands    |
| Costa Rica     | New Zealand    |
| Cuba           | Norway         |
| Czech Republic | Peru           |
| Denmark        | Poland         |
| France         | Portugal       |
| Ecuador        | Singapore      |
| Germany        | South Africa   |
| Greece         | South Korea    |
| Honduras       | Spain          |
| Italy          | Thailand       |
| Japan          | United Kingdom |
| Kosovo         | Vietnam        |

## Sponsoring Colleges/Departments

- |   |                                |
|---|--------------------------------|
| Arnold School of Public Health                      | Darla Moore School of Business |
| Capstone Scholars                                   | Galen Health Fellows           |
| College of Arts & Sciences                          | Maxcy International House      |
| College of Education                                | School of Law                  |
| College of Engineering & Computing                  | School of Medicine             |
| College of Hospitality, Retail and Sport Management | School of Music                |
| College of Information and Communications           | Honors College                 |
| College of Nursing                                  | TRIO                           |

# USC's Affiliate Partners

U.S.-based partners that operate programs abroad geared towards U.S. students. Summer, semester, and academic year options are available.

**Academic Studies Abroad** (*ASA*)

**American Institute for Foreign Study** (*AIFS*)

**American Programs International** (*API*)

**Center for International Studies** (*CIS Abroad*)

**Council on International Education Exchange** (*CIEE*)

**CEA CAPA Education Abroad** (*CEA CAPA*)

**Global Experiences** (*GE*)

**IES Abroad** (*IES*)

**International Studies Abroad** (*ISA*)

**SAI Programs** (*SAI*)

**School of Russian and Asian Studies** (*SRAS*)

**School for International Training** (*SIT*)

**Semester at Sea** (*SAS*)

**Sea Education Association** (*SEA*)

**The Education Abroad Network** (*TEAN*)

**University Studies Abroad Consortium** (*USAC*)

**"I learned so much during my study abroad that I never would have imagined. This goes beyond the classroom. I've learned how to handle unexpected shocks, how to adjust easily to unknown circumstances, and become acquainted with people and places I never could have imagined. Without my affiliate partner program, this would not have been possible."**

-Ella Tocci, Global Studies



# USC's Global Exchange & Direct Partners

International institutional partners where USC students study as international students. Exchange partners also send their students to USC on exchange.



**33**  
**Countries**

**Argentina** (*Universidad de Palermo*)  
**Aruba** (*University of Aruba*)  
**Australia** (*Deakin University*)  
**Australia** (*University of Newcastle*)  
**Australia** (*Queensland University of Technology*)  
**Australia** (*University of Queensland*)  
**Austria** (*University of Vienna*)  
**Brazil** (*Pontificia Universidade Catolica do Rio de Janeiro*)  
**Chile** (*Pontificia Universidad Catolica de Chile*)  
**Colombia** (*Universidad Externado*)  
**Costa Rica** (*Universidad Veriitas*)  
**Cyprus** (*University of Nicosia*)  
**Denmark** (*Aarhus University*)  
**Ecuador** (*Universidad San Francisco de Quito*)  
**Ecuador** (*Galapagos Academic Institute for the Arts and Sciences*)  
**England** (*University of Liverpool*)  
**England** (*University of Warwick*)

**England** (*University of Leeds*)  
**England** (*University of Kent*)  
**England** (*Richmond American University London*)  
**France** (*Institute for American Universities*)  
**France** (*American Business School Paris*)  
**France** (*Sciences Po*)  
**Germany** (*Freie Universitat Berlin European Studies Program*)  
**Germany** (*University of Bamberg*)  
**Hong Kong** (*Chinese University of Hong Kong*)  
**Hong Kong** (*City University of Hong Kong*)  
**Ireland** (*Maynooth University*)  
**Ireland** (*University of Limerick*)

**Italy** (*Universita Cattolica del Sacro Cuore*)  
**Italy** (*Institute for American Universities*)  
**Japan** (*Kansai University*)  
**Latvia** (*Learn Russian in the EU*)  
**Macau** (*Institute for Tourism Studies*)  
**Mexico** (*Tecnológico de Monterrey*)  
**Morocco** (*Institute for American Universities*)  
**Netherlands** (*University of Groningen*)  
**Netherlands** (*Vrije Universiteit Amsterdam*)  
**New Zealand** (*University of Waikato*)  
**Peru** (*Universidad Peruana de Ciencias Aplicadas*)  
**Scotland** (*University of Dundee*)

**Scotland** (*University of Strathclyde*)  
**South Korea** (*Sogang University*)  
**Spain** (*Universidad Carlos III de Madrid*)  
**Spain** (*Universidad Francisco de Vitoria*)  
**Spain** (*Institute for American Universities*)  
**Sweden** (*Chalmers University of Technology*)  
**Sweden** (*University of Gothenburg*)  
**Switzerland** (*Cesar Ritz Colleges*)  
**Taiwan** (*National Tsing Hua University*)  
**Taiwan** (*National Taiwan Normal University*)  
**Taiwan** (*National Chengchi University*)  
**Taiwan** (*National Taiwan University*)  
**Taiwan** (*National Chung Hsing University*)  
**Thailand** (*Chiang Mai University*)  
**Wales** (*Swansea University*)

---

# Faculty and Staff Support

In addition to the many faculty and staff who lead programs and encourage their students to go abroad, the Education Abroad Office is grateful for the dedicated support and involvement of our faculty and staff committee members.

## International Programs Approval Committee (IPAC)

**Toward the beginning of the fall semester, IPAC reviews and offers feedback on all faculty-led program proposals scheduled to run during the upcoming academic year.**

Dr. Samuel Todd, Chair

Dr. David Cárdenas (June 2023-February 2024)

Dr. Lara Lomicka Anderson

Morgan Morris Inabinet

Dr. Andy Gillentine

Dr. Christopher Yenkey

Dasya' Young

## Student International Travel Oversight Committee (SITOC)

**SITOC reviews and approves travel safety plans from students seeking university approval to travel to destinations of higher risk. Additionally, in times of incidents with global scale, SITOC makes recommendations to university leadership on whether or not the university is able to support student travel.**

Dr. Samuel Todd, Chair

Dr. David Cárdenas (June 2023-February 2024)

Dr. Robert Cox

Brian Hann

Dr. Jeff Hall

Dr. Melissa Nolan

Carla Sightler

Dr. Marc Van Essen

James Patterson

Henry White

Morgan Morris Inabinet



# Staff Directory



**Morgan Morris Inabinet**  
**Director of Education Abroad**  
morgan.inabinet@sc.edu

In addition to supporting the great work of the EAO team, Morgan is responsible for strategic and operational oversight of USC's education abroad and other international programming for undergraduate and graduate students.



**Marci Heidt**  
**Assistant Director for Advising and Programming**  
mmheidt@email.sc.edu

Marci leads the advising team and oversees other student-focused programming. She also meets one-on-one with students and supports them through the study abroad process, specializing in assisting students interested in European programs. She liaises with DMSB and Nursing.



**Kelly Anastes**  
**Assistant Director for Enrollment and Operations**  
anastes@mailbox.sc.edu

Kelly Anastes oversees the enrollment process and other non-advising operations of the office, including the front desk operations, partner visits, and office management. In her role she also oversees application approvals, maintains student records, and processes data requests.



**Elizabeth Cooper**  
**Education Abroad Advisor**  
ec65@mailbox.sc.edu

Elizabeth conducts one-on-one advising to assist students through the education abroad process. Elizabeth specializes in assisting students interested in non-European programs and those interested in internships. She liaises with CAS, CEC, and Social Work.



**Rachel Harris**  
**Education Abroad Advisor**  
rh64@mailbox.sc.edu

Rachel conducts one-on-one advising to assist students through the education abroad process. Rachel specializes in assisting students interested in European programs. She liaises with ASPH, Music, Education, and Pharmacy.



**Dasya' Young**  
**Faculty-Led Programs Coordinator**  
dryoung@mailbox.sc.edu

Dasya' leads support for faculty leading faculty-led programs, students enrolled in faculty-led programs, and also develops other faculty outreach initiatives.



**Haley Turner**  
**Education Abroad Advisor and Marketing Coordinator**  
hfturner@mailbox.sc.edu

Haley conducts one-on-one advising to assist students through the education abroad process and leads the team in marketing, outreach, and recruitment efforts. Haley specializes in assisting students interested in non-European programs. She liaises with CIC, HRSM, and Honors.

## Joining Our Team in May 2024 – Welcome Ashlan!



**Ashlan Andrews**  
**Global Health and Safety Specialist**  
ashlan@mailbox.sc.edu

Ashlan serves as the Global Health and Safety Specialist. In this role, she oversees resources and processes designed to promote the health, safety, security, and well-being of students engaged in university-related international travel. She manages the higher risk travel review process and monitors global events that could impact USC travelers.

## Graduated in 2024 – Congratulations!



**Dylan Adame**  
**Graduate Assistant**  
dadame@email.sc.edu

Dylan serves as a Graduate Assistant. He works on special projects and conducts one-on-one advising to assist students through the education abroad process.



**Haley Robinson**  
**Graduate Assistant**  
her20@email.sc.edu

Haley R. serves as a Graduate Assistant. She works on special projects and conducts one-on-one advising to assist students through the education abroad process.

