

November 2023

HOUSING MARKET STATS

Austin and Surrounding Areas

*Stats for New Construction Only



Austin Quick Look Market Report

November 2023 (Stats for New Construction Only)

Months of Inventory 6.6 ↑ 1.6 YoY	Active Listings 629 ↑ 51.9% YoY	Closed Sales 62 ↓ 21.5% YoY
Average Days on Market 106 ↑ 60 days more YoY	Average Days to Close 42 ↓ 91 days less YoY	Median Price \$675,539 ↑ 19.7% YoY

Source: Texas REALTORS®

Austin



Buda Quick Look Market Report

November 2023 (Stats for New Construction Only)

Months of Inventory 2.0 ↑ 0.1 YoY	Active Listings 17 ↑ 41.7% YoY	Closed Sales 5 ↑ 150.0% YoY
Average Days on Market 35 ↓ 28 days less YoY	Average Days to Close 195 ↓ 133 days less YoY	Median Price \$339,850 ↓ 28.4% YoY

Source: Texas REALTORS®

Buda



Cedar Park Quick Look Market Report

November 2023 (Stats for New Construction Only)

Months of Inventory 12.0 ↑ 11.2 YoY	Active Listings 9 ↑ 200% YoY	Closed Sales 5 ↑ 400% YoY
Average Days on Market 38 ↑ 33 days more YoY	Average Days to Close 98 ↓ 142 days less YoY	Median Price \$585,000 ↓ 46.8% YoY

Source: Texas REALTORS®

Image courtesy of the City of Cedar Park.

and more...





Austin - Round Rock MSA**

Quick Look Market Report

November 2023 (Stats for New Construction Only)



Months of Inventory

4.0

↓ 0.3 YoY



Active Listings

3,460

↑ 12.0% YoY



Closed Sales

804

↑ 9.8% YoY



Average Days on Market

95

↑ 22 days more YoY



Average Days to Close

48

↓ 44 days less YoY



Median Price

\$404,020

↓ 12.2% YoY

**Includes Bastrop, Caldwell, Hays, Travis, and Williamson Counties.

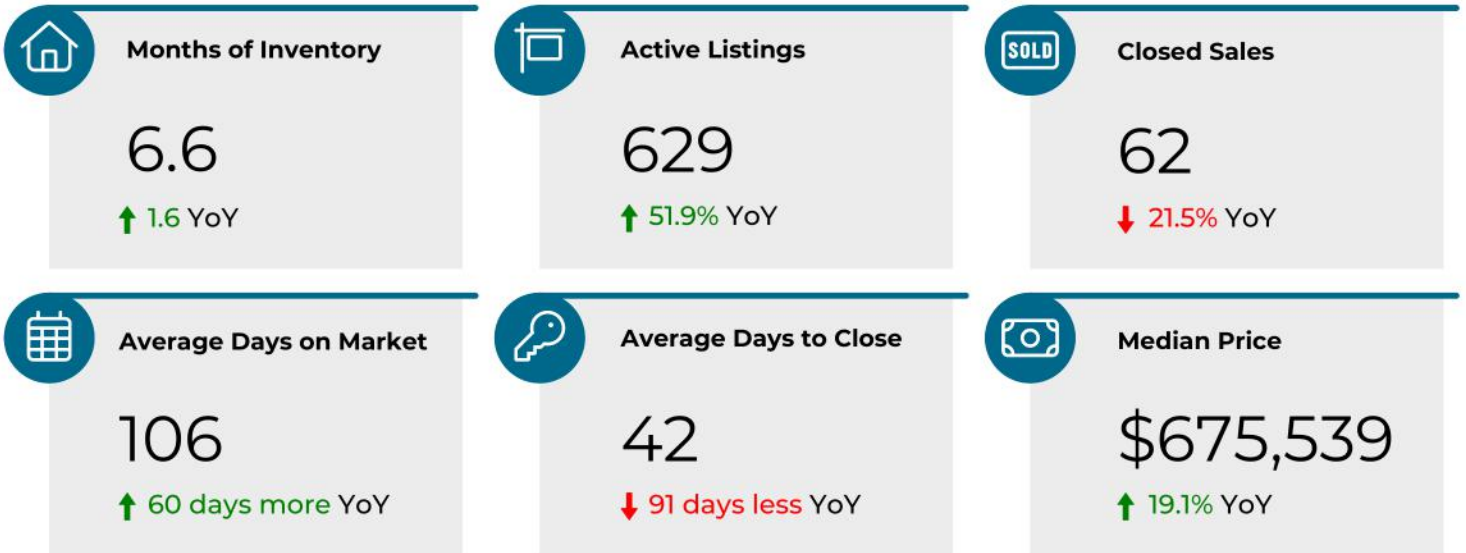
Source: Texas REALTORS®



Austin

Quick Look Market Report

November 2023 (Stats for New Construction Only)



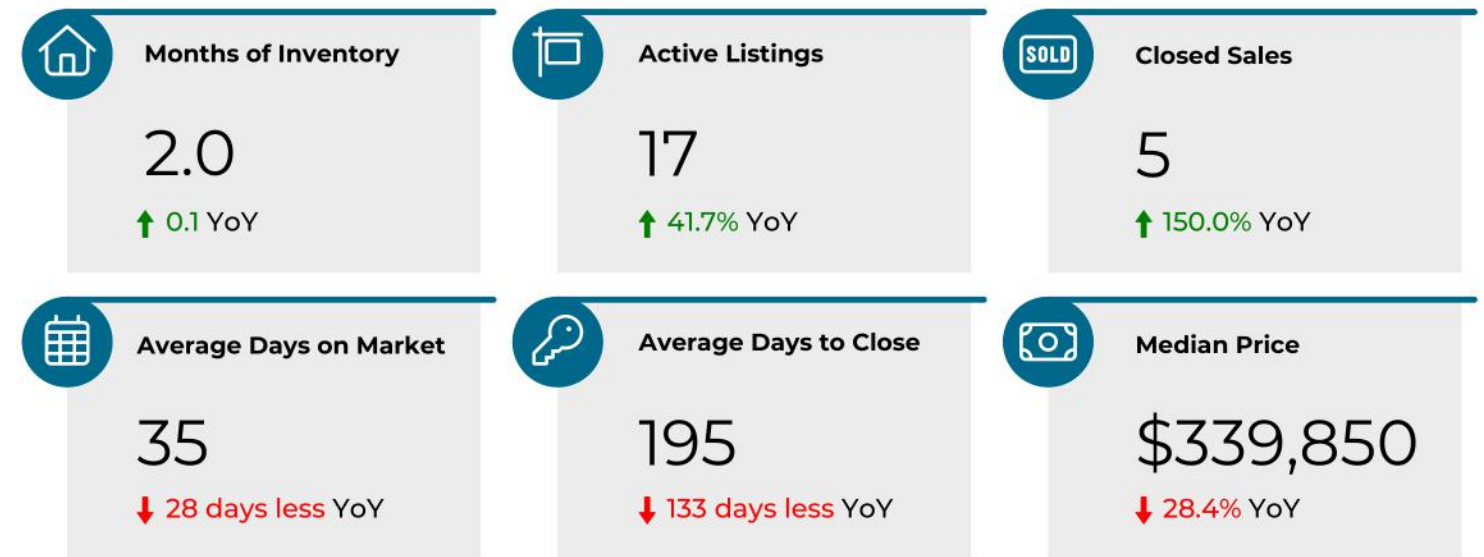
Source: Texas REALTORS®



Buda

Quick Look Market Report

November 2023 (Stats for New Construction Only)



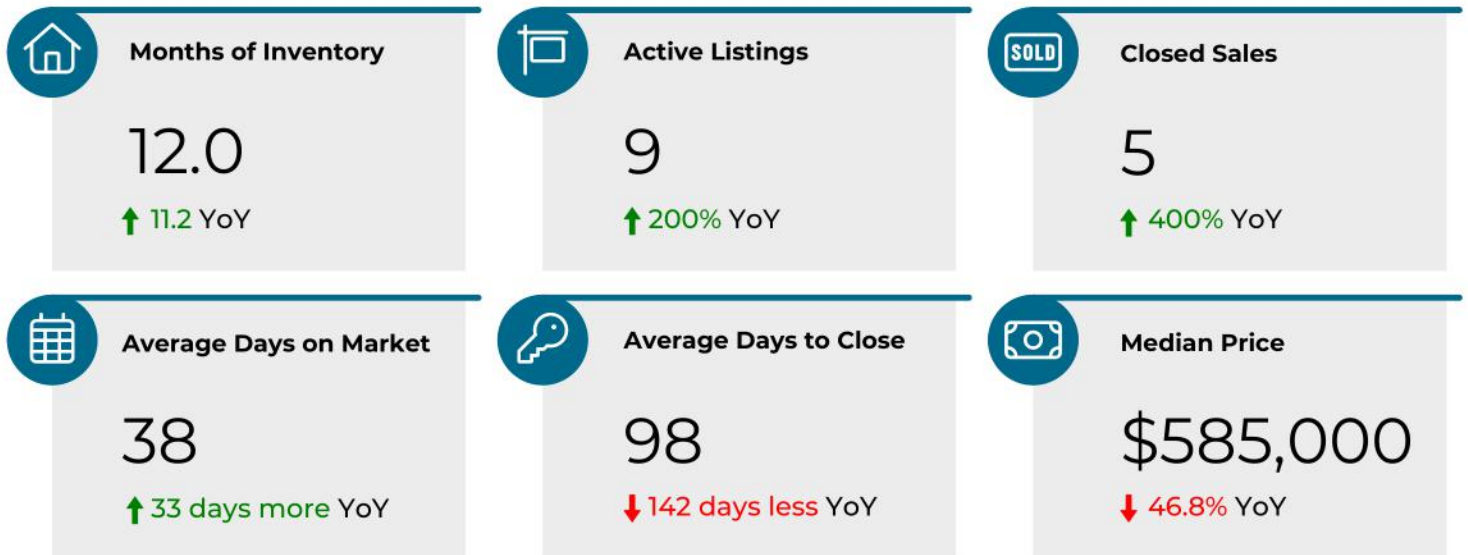
Source: Texas REALTORS®



Cedar Park

Quick Look Market Report

November 2023 (Stats for New Construction Only)



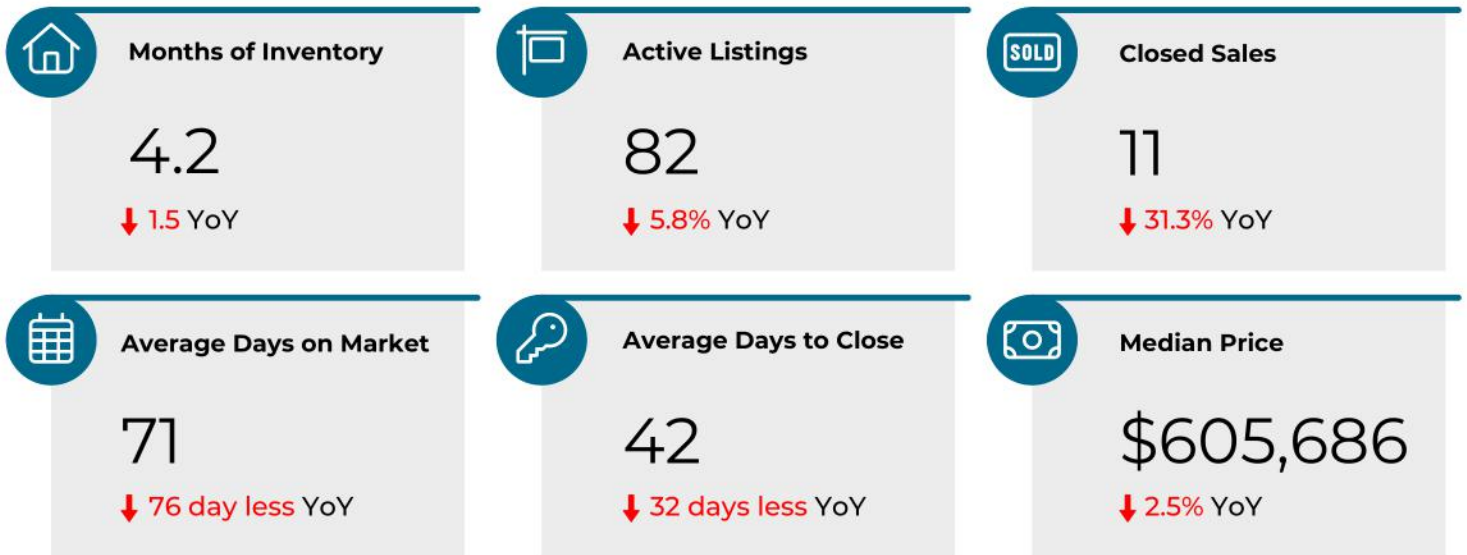
Source: Texas REALTORS®

Image courtesy of the City of Cedar Park.



Dripping Springs (78620) Quick Look Market Report

November 2023 (Stats for New Construction Only)

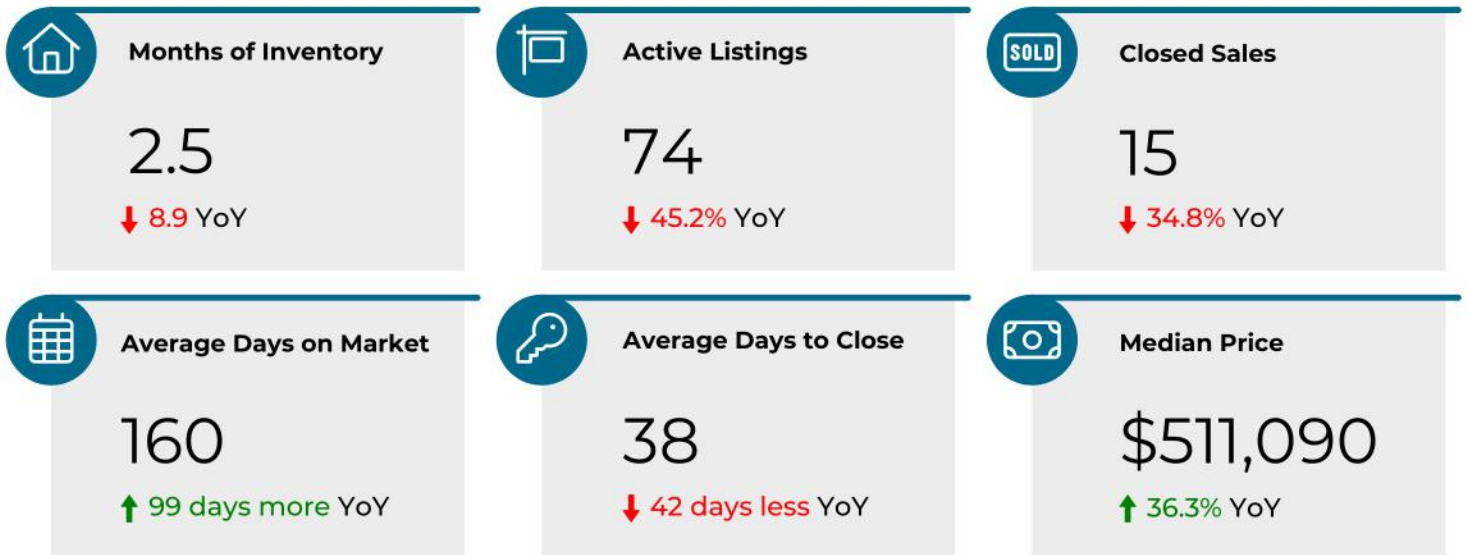


Source: Texas REALTORS®



Georgetown Quick Look Market Report

November 2023 (Stats for New Construction Only)



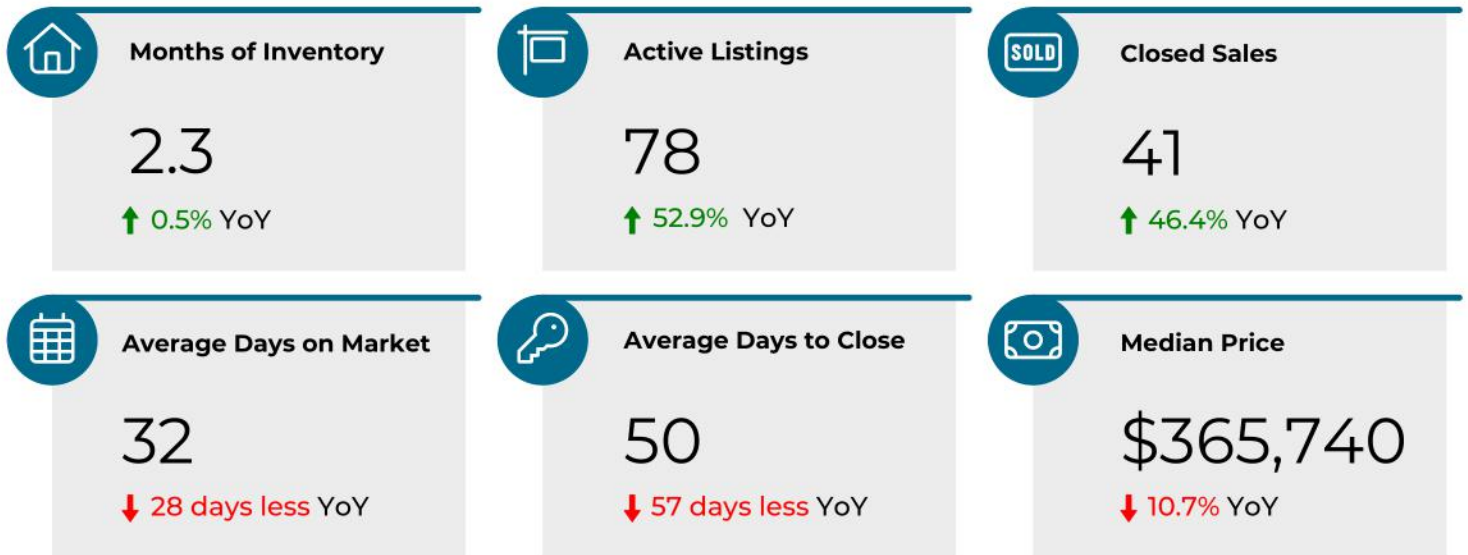
Source: Texas REALTORS®



Hutto

Quick Look Market Report

November 2023 (Stats for New Construction Only)



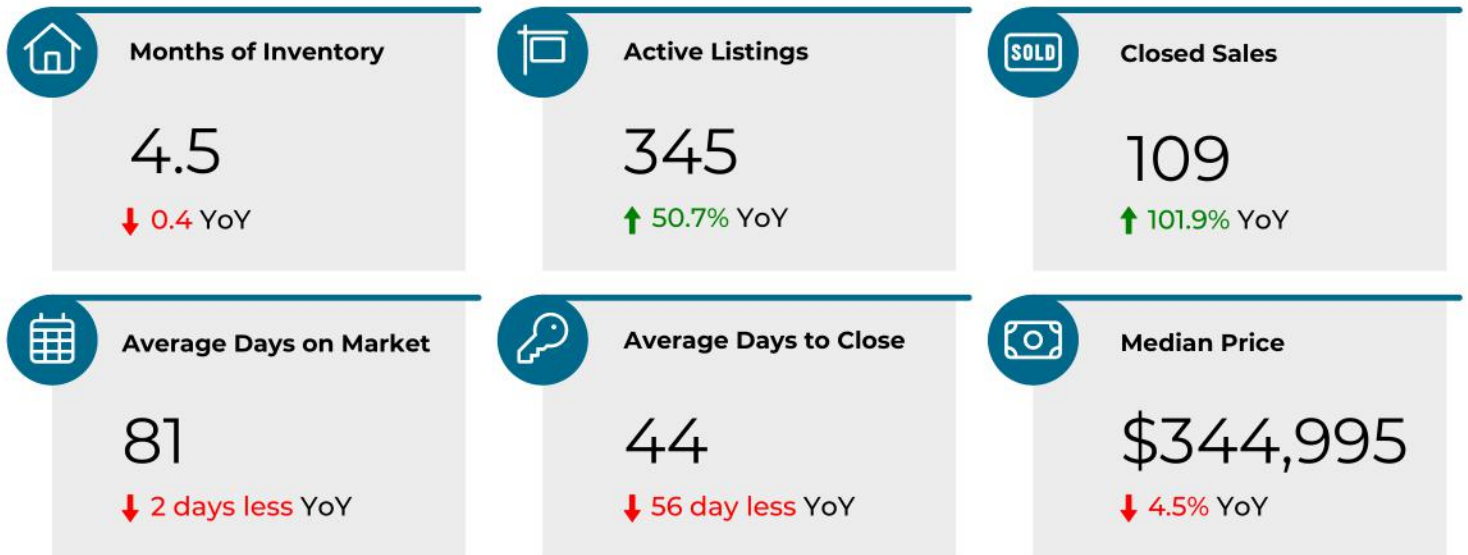
Source: Texas REALTORS®



Kyle (78640)

Quick Look Market Report

November 2023 (Stats for New Construction Only)



Source: Texas REALTORS®
Stats for New Construction Only



Lago Vista

Quick Look Market Report

November 2023 (Stats for New Construction Only)



Months of Inventory

5.9

↓ 1.8 YoY



Active Listings

82

↓ 11.8% YoY



Closed Sales

6

↓ 60% YoY



Average Days on Market

199

↑ 99 days more YoY



Average Days to Close

47

↑ 8 days more YoY



Median Price

\$458,500

↓ 4.6% YoY

Source: Texas REALTORS®



Lakeway

Quick Look Market Report

November 2023 (Stats for New Construction Only)



Months of Inventory

3.7

↑ 1.1 YoY



Active Listings

13

↑ 160.0% YoY



Closed Sales

2

↓ 66.7% YoY



Average Days on Market

89

↑ 85 days more YoY



Average Days to Close

26

↓ 178 day less YoY



Median Price

\$577,500

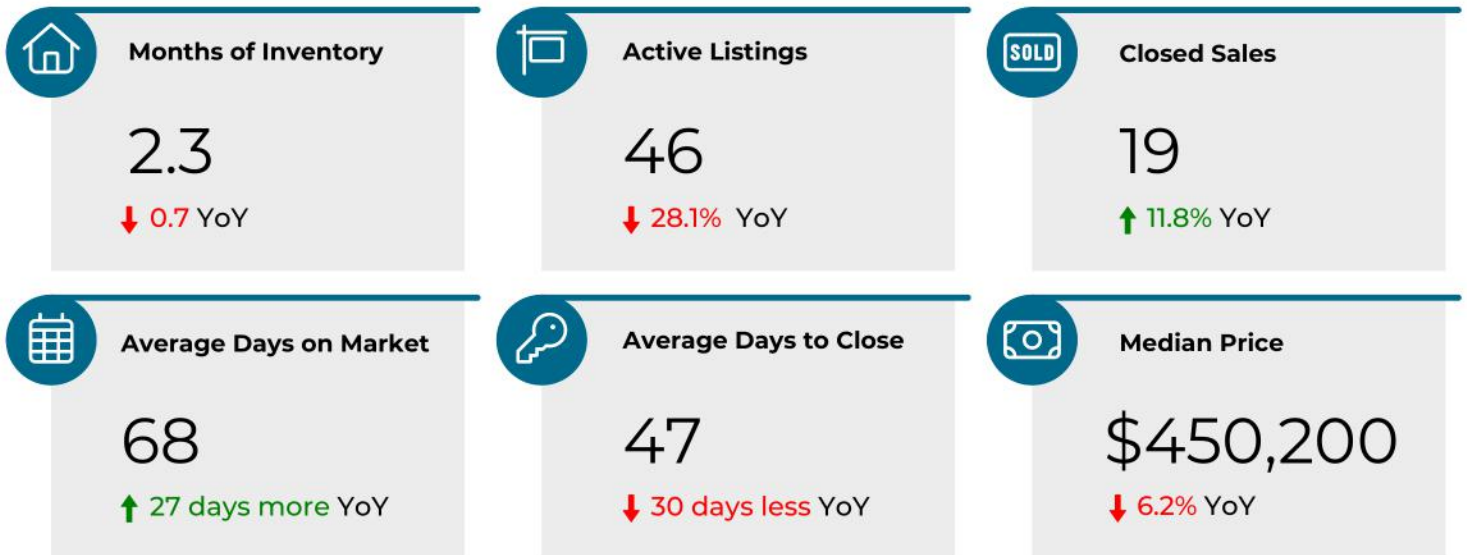
↓ 3.6% YoY

Source: Texas REALTORS®



Leander Quick Look Market Report

November 2023 (Stats for New Construction Only)



Source: Texas REALTORS®

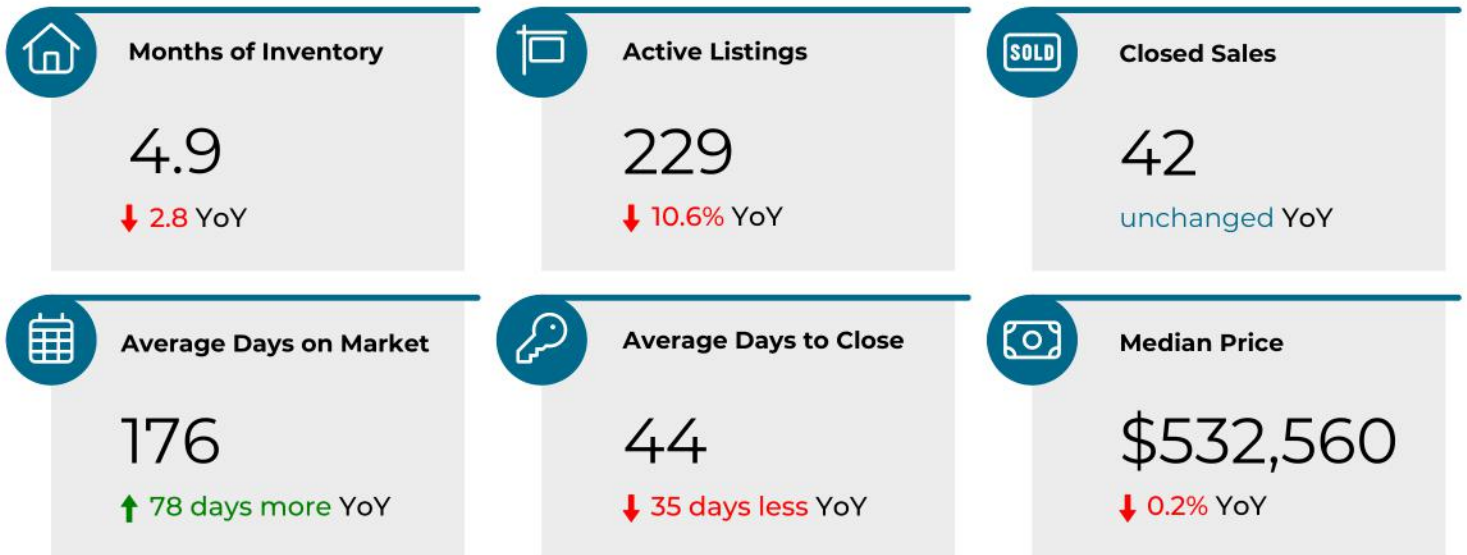
Photo Source: City of Leander Facebook



Liberty Hill (78642)

Quick Look Market Report

November 2023 (Stats for New Construction Only)



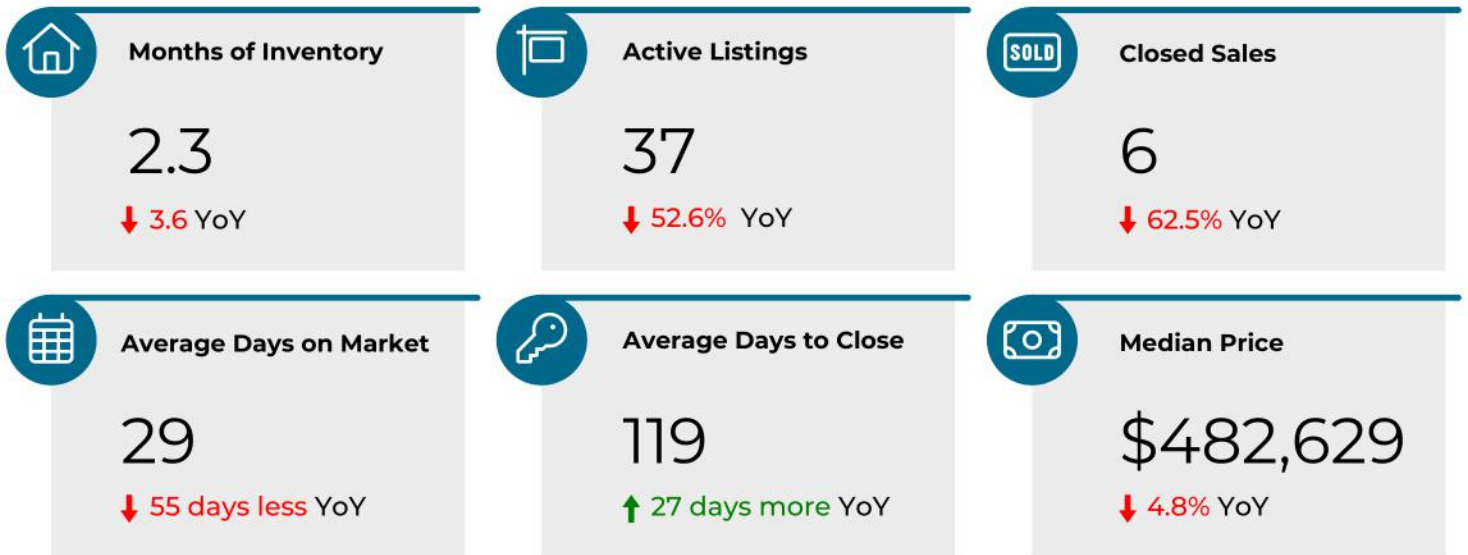
Source: Texas REALTORS®



Manor

Quick Look Market Report

November 2023 (Stats for New Construction Only)



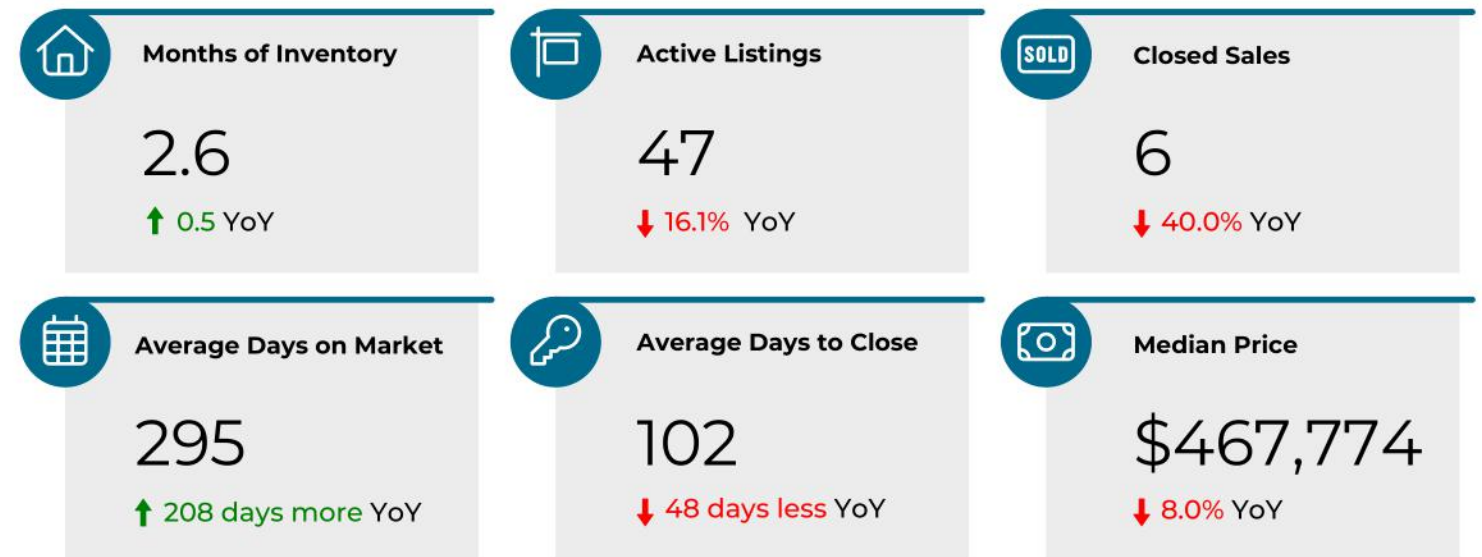
Source: Texas REALTORS®



Pflugerville

Quick Look Market Report

November 2023 (Stats for New Construction Only)

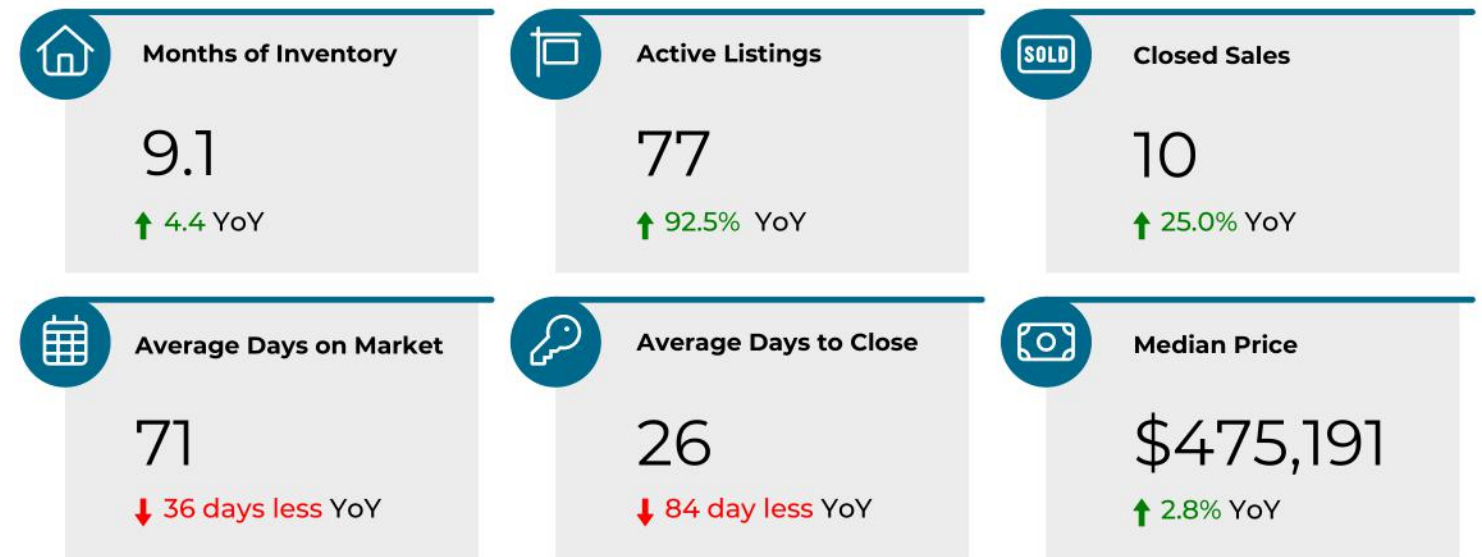


Source: Texas REALTORS®



Round Rock Quick Look Market Report

November 2023 (Stats for New Construction Only)



Source: Texas REALTORS®



**CHECK BACK
NEXT MONTH!**

Reach out to your Stewart Title
Business Development Rep for a PDF or JPG copy.

www.stewart.com/austin

