



FIRST STOP SIGNATURE  
**SPACES**

EXPAND YOUR HORIZONS

EXPAND YOUR HORIZON







## Introduction

If you choose an aluminium veranda from First Stop Signature Spaces, you choose great value and quality

Transform your home with a luxurious aluminium veranda or glassroom – a perfect fusion of style, durability, and elegance. Crafted from premium aluminium, these weather-resistant structures require minimal maintenance, ensuring lasting beauty.

Choose from sophisticated colours like white, cream white, black, and grey, and personalise your space with bespoke options and accessories. Whether for relaxation or entertaining, our verandas and glassrooms offer the ideal solution. Enhance your home with timeless design, effortless charm, and refined living.

## Table of contents

Signature Spaces .....	04
Explore the various types of verandas .....	04
The advantages of aluminium .....	09
Turn your veranda into a glassroom .....	16
Fiano Sliding Glass Doors .....	21
Slide-and-turn glass system .....	22
Windbreaker .....	25
Accessories .....	26
Product overview .....	30

Our bestseller,  
choose your  
own look!



TYPE

Luma  
Shade  
**06**

Luxury veranda  
with a glass roof



TYPE

Aurelia  
**11**

Louvred roof with  
perfect light on  
your terrace



TYPE

Luminella  
**14**

Folding roof with  
aluminium frame



TYPE

Skycube  
**17**

## First Stop Signature Spaces

Enjoy year-round outdoor living with the comfort of indoor elegance through our luxurious aluminium verandas and glassrooms. These stylish extensions are crafted from high-quality aluminium, making them solid, weatherproof, and low-maintenance. Add a touch of sophistication to your home while enjoying a durable, long-lasting outdoor space designed for comfort and style.

### Why First Stop Signature Spaces:

- We have a wide range of aluminium verandas.
- The flexible designs of the Veranda range allows you to construct your veranda to suit your liking.
- Our verandas are made of high quality, low- maintenance and carefully selected materials.
- Maximize your outdoor space with a Signature Space veranda allowing you to experience the best at home.
- All Signature Space verandas come with a standard 10 year guarantee.









# The Luma Shade Veranda; Our best-seller, choose your own look!

A veranda finished to perfection. Fully customizable to your wishes and suitable for your home. Meet the Luma Shade from First Stop Signature Spaces.

## Perfection

The Luma Shade veranda is finished to perfection. This veranda offers a wide variety of choices. For example, you choose a round or classic ornamental gutter and half round or squared posts. You can therefore customise the Bosco completely to your style, taste and preferences. You ensure a perfect match with your home and garden.

## Characteristics

Thanks to our modular system, the possibilities with the Luma Shade are endless and suitable for every situation and every style. This patio cover is available in four colour versions. For the polycarbonate roofing you can choose from clear, ultra clear, opal and solar control.



Sustainable



No discoloration



Weatherproof



Roofing  
polycarbonate




Max. width  
between 2 Posts

## DETAILS

Colours	Gutter	RAL9001 / RAL7024 / RAL9016 / RAL9005
Posts	Roofing	Round or Classic
Width	(mm)	Half-round or square
Projection (mm)		Polycarbonate (Opal / Clear / Ultra clear / Solar control)
		4060 / 5060 / 6060 / 7060 or a multitude thereof
		2500 / 3000 / 3500 / 4000 / 6000

As an added option, Luma Shade can be expanded with various First Stop accessories, such as a side wall, LED lighting and side panel. More information on page 26.













#### THE ADVANTAGES OF ALUMINIUM

- ✓ In general, aluminium verandas are a more durable investment than verandas made of other materials.
- ✓ An aluminium veranda offers a strong construction that will probably last a lifetime.
- ✓ Aluminium requires little maintenance.
- ✓ Aluminium verandas have a long lifespan, meaning that a single investment gives you many years of care-free enjoyment of outdoor living!









# The Aurelia veranda; Luxury veranda with a glass roof

Enjoy the perfect light. And look above your veranda for trees, birds and stars. The Aurelia from First Stop Signature Spaces: An enrichment of your outdoor life and a feeling of pure luxury.

### High-end

Aurelia is the luxury aluminium veranda of the First stop product range. This veranda is reinforced with a steel strip in the gutter profile, meaning that this veranda can be fitted with a laminated glass roof. This will give you the perfect lighting allowing you to enjoy your outdoor views without losing light in your home, providing a sense of enrichment and pure luxury.

### Characteristics

The Veranda is available in four colours. The Aurelia comes standard with a glass roof, but if desired, it can also come with polycarbonate. In addition, this veranda comes with various options for styles of guttering and posts that best matches your home.



Sustainable



No discoloration



Weatherproof



Roofing polycarbonate



Glass roofing

### DETAILS

Colours	Gutter	RAL9001 / RAL7024 / RAL9016 / RAL9005
Posts	Roofing	Round or Classic (Optional straight gutter)
Width	(mm)	Half-round or square
Projection (mm)	44.2 safety glass or polycarbonate	
	4060 / 5060 / 6060 / 7060 or a multitude thereof	
	2500 / 3000 / 3500 / 4000 / 6000	

As an added option, the Aurelia can be expanded with various First Stop accessories, such as a side wall, LED lighting or a side panel.



RAL  
9001



RAL  
7024



RAL  
9016



RAL  
9005











# The Luminella Louvered Roof; The perfect light on your terrace

Want to decide for yourself how you want to enjoy the sun and the weather under your pergola? Now this is possible with the Luminella pergola from First Stop Signature Spaces.

With the remote control you can easily tilt the panels in the roof to a different position. This way you have the control to play with the light, the shade and the airflow under your roof.

## Take Control of Lighting and Ventilation

In summer, enjoy the flexibility to bask in the sun or relax in the shade. In winter, benefit from a waterproof roof that provides protection against all weather conditions, ensuring comfort year-round. With this seamless adaptability, you can make the most of your terrace in every season, enhancing your outdoor experience whatever the weather.

The Luminella boasts a sleek and durable design, making it a stylish and practical addition to your home. Effortlessly controlled via remote, its panels can be smoothly adjusted to create the perfect lighting for any moment. With continuous adjustability of up to 120 degrees, you can even align the panels with the movement of the sun, ensuring optimal light throughout the day.



Sustainable



No discoloration



Weatherproof


### DETAILS

Colours	RAL7024
Panels	The panels are adjustable up to 120°. The panels of the Pinela and the optional LED lighting can be controlled with the supplied SOMFY remote control.
Applications	Can be installed both as a wall model and freestanding
Width (mm)	3000 / 3500
Projection (mm)	3011 / 3539 / 4067 / 4947


As an added option, the Luminella can be expanded with an LED lighting strip or with sliding glass doors in order to be able to close one or more sides from rain and wind. More information about sliding glass doors on page 21.











MAKE YOUR VERANDA A GARDEN ROOM BECAUSE:

- ✓ You can enjoy the outdoors for longer because you can keep out the rain and wind.
- ✓ You create, as it were, a new place in your house where inside and outside come together.
- ✓ The view of your garden is not obstructed.
- ✓ With a one-time investment you can enjoy the outdoors for many years to come!



## Skycube; Premium Glass Solution Cubistic Look, Maximum Benefits

The Skycube is a stunning addition to any garden or terrace. It features elegant shapes and modern solutions for connecting indoor and outdoor spaces. Utilising a glass roof with a maximum span of seven metres between two posts, the Skycube provides all the benefits of a wall-mounted veranda and a flat-roofed pergola.

The flat-roofed Skycube solution is ideal for buildings with less available space to fit lean-to verandas. With the possibility of installing it on bungalows and under low-pitched roofs, the Skycube offers an affordable option to maximise your outdoor space.

The firmly reinforced glass allows for an unobstructed view of the sky. Additionally, its straight roofed design adds versatility, allowing it to function effectively as a carport.



Sustainable



No discoloration



Weatherproof



Max. width  
between two  
Posts



Roofing Glass



### DETAILS

Colours	RAL9016 textured / RAL7024 textured / RAL9005 textured
Gutter Posts	Straight
Roofing	Squared (150 x 150mm)
Width (mm)	Reinforced 8.8mm safety glass
Depth (mm)	3914 / 4878 / 5842 / 6806 or a multitude thereof
Lighting	2982 / 3482 / 3982 / 4482
	Standard LED lighting integrated in the gutter













# Turn your veranda into a Glassroom; enjoy your garden and terrace longer, with sliding glass doors

Just imagine. A rainy and windy day. You look outside from your living room. And you miss the outdoors. It is a shame that in such a case your living room beckons more than your covered terrace. With our sliding glass doors, we ensure that you can relax under your veranda whatever the weather. Or rather: in your luxurious and attractive garden room.

## Ultimate outdoor feeling.

The glass panels are available in different heights and width. They can run in two to six tracks and have no frame.

Thus offering an unobstructed view of your garden. In addition, a glass sliding wall also protects against wind and weather elements. This way you can enjoy the ultimate outdoor feeling, even in bad weather. And when the weather permits, simply open the panels.

## Always a solution!

Did you know that First Stop's sliding glass doors are not only suitable for aluminium verandas. They can be installed under existing structures, in timber buildings and in a multitude of other ways.

### DETAILS

Colours (profiles):	RAL9016 / RAL9001 / RAL7024 / RAL9005 / Uncoated
---------------------	--

Panel width* (mm)	640 / 820 / 980 / 1040
-------------------	------------------------


Glass thickness (mm)	10
----------------------	----

Number of tracks	2 / 3 / 4 / 5 / 6-track rails
------------------	-------------------------------

Installation height* (mm)	2000 / 2100 / 2150 / 2200 / 2250 / 2300 / 2400 / 2500
---------------------------	---

*\* Deviating dimensions are also available on request.*

As an added option, the glass sliding doors of First Stop can be expanded with various glass door accessories of First stop Signature Spaces, such as handles and tracking system. More information on page 29.





# Viewline Slide-and-turn system; Experience comfort and flexibility

Viewline's glass slide-and-turn system delivers exceptional comfort and versatility. Bask in natural light and warmth on sunny days, or create a cosy, enclosed space when needed. Our innovative sliding and tilting design offers endless possibilities, seamlessly blending indoor and outdoor living like never before.

## Flexible and custom-made

Viewline's glass slide-and-turn-system is suitable for any type of veranda roof and is fully custom-made. The panels do not put any strain on the structure above the frame, which makes the slide-and-turn system an ideal solution for veranda covers.

The panels can be shifted individually. This allows all panels to be unfolded separately on the side of the master door and still make optimal use of the space around the frame.

## Save access

The slide-and-turn-system is equipped with a master door on the side of the frame. The lock has a multi-point locking system and thus provides extra protection. All the other panels are locked at 2 points on both the top and bottom rails.



Sustainable



No discoloration



Weatherproof

## DETAILS

Colours	RAL7024 / RAL9005 up to
Mounting width	7000mm up to 2500mm
Mounting height	Between 700mm - 1200mm
Panel width	up to 7 panels on one side
Number of doors	
Glass	6.4mm toughened glass



RAL  
7024



RAL  
9005





# Slide- and-turn system









# Windbreaker

Experience the outdoors with our unique Windbreaker, featuring our vertical sliding technology.

Perfect for terraces. Ideal for creating a partition. Thanks to our innovative windbreaker, we make outdoor living even more attractive. The operation of the windbreaker is manual, so no electricity is needed. Installation is easy, you just set it level and in the direction you want.

In addition, you can expand the windbreaker with a base that can also function as a planter. The base eliminates the need for screws in the ground and creates an immediate green environment.

The base (with or without a planter) is optionally available with wheels, making the Windbreaker easily movable and versatile for use in any location.


Minimalist design & easy to use: Thanks to its minimalist design you can enjoy a view as clear as glass. All profiles are slim in appearance and well concealed. With a click, the vertical sliding system opens easily. A screen rises and extends with gentle speed. With the same simple movement you can click and lower the screen again.

## DETAILS

Colours	RAL7024 / RAL9005 / RAL9016
Retracted height	1100mm 1900mm 1000mm / 1500mm
Extended height	/ 2000mm 2 x 8mm toughened Coupling
Available widths	is possible with a cover plate
Glass type*	
Coupling	

*\* System is also available with or without customised glass to fit other widths.*

As an added option, the windbreaker can be expanded with a planter and/or wheels.





# Accessories

With our accessories, you can make your veranda or glassroom suitable for every moment, season or weathertype.



## Side wall

Comfortable, windproof and available in both polycarbonate and glass

You can make the extra living space created under your veranda even more comfortable and homely by choosing side walls. A side wall allows you to close the veranda at one or both sides, free from wind and rain. This allows you to enjoy your verandas longer.

Our side walls come standard with 16 mm thick polycarbonate and an aluminium frame that matches the colour of your cream white or anthracite veranda. First Stop Signature Space's side walls can be installed under any brand and type of veranda.

DETAILS	
Colours (frame)	RAL9001 / RAL7024
Colours (sheets)	Polycarbonate (Opal / Clear / Ultra clear / Solar control)
Standard height (mm)	3000
Standard dimensions	Veranda with depth up to 4 metres

If you prefer a glass side wall, we also offer a frame construction system for a side wall with 33.1 glass.



## Key frame

Covers the sloped part between the roof and the top of the side wall.

A key frame is used to partially close your veranda on one or multiple sides for instance when it is next to a fence or wall. A key frame is designed to cover the sloped part between the roof and the top of the side wall.

The key frame is made of an aluminium frame and 16mm thick polycarbonate. If desired, the key frame can also be delivered in glass.

You can easily add the key frame to your order, but you can also mount it later. The key frame can be mounted to all types of verandas we have.

DETAILS	
Colours (frame)	RAL9001 / RAL7024 / RAL9016
Colours (sheets)	Polycarbonate (Opal / Clear / Ultra clear / Solar control)



## Accessories

With our accessories, you can make your veranda or glassroom suitable for every moment, season or weathertype.



### Aluminium Grillo panels

Lightweight and durable

Grillo panels stand out in their category. These lightweight, aluminum components are designed to enhance your outdoor living experience. The panels are stackable, easy to assemble, and feature convenient click profiles for effortless installation.

Thanks to their durable and flexible design, Grillo panels can be used in a variety of ways. They can serve as fence panels to provide added privacy or as fencing. Additionally, they can be transformed into planters or a stylish aluminum cover for your garbage container. You can even use them to create a custom garage door.

#### DETAILS

Colours (frame)	RAL9001 / RAL7024 / RAL9016 / RAL9005
-----------------	---------------------------------------

#### Dimensions fence part

Width (mm)	25 166 150 3500 / 4000 /
------------	--------------------------

Height (mm)	5000 / 6000
-------------	-------------

Working height (mm)	
---------------------	--

Lengths (mm)	
--------------	--



### LED lighting

Stay outside even longer

Want to have dinner with family or friends, read a book on the lounge sofa or play a game with the entire family?

With ambient outdoor lighting, you can also enjoy your terrace at night. Our dimmable LED recessed spotlights come with remote control; extra comfort!

#### DETAILS

Number of lights	6 or 10 or a multitude of that
------------------	--------------------------------

Dimmable	Yes (continuous)
----------	------------------

Operation	Remote control is included by default
-----------	---------------------------------------

Dimmer power	18W
--------------	-----

Voltage	18-23V (750mA)
---------	----------------

Minimum dimmer load 4 x 3W



## Accessories

With our accessories, you can make your veranda suitable for every moment, season or weather type



### Concrete footings

Supporting foundation.

A Signature Space veranda can be installed on any existing surface. For added stability or when a solid foundation is unavailable, you can opt for concrete footings. These footings can be easily installed beneath the posts, remaining out of sight, and are available with or without a rainwater drain. Since every surface is unique, we recommend consulting one of our Advisors to determine the best foundation solution for your garden.



### Sliding glass door tracking system

All glass panels open and close at once.

Our tracking system ensures that all panels move automatically when opening or closing the glass door. This allows you to effortlessly open or close the entire wall. The carriers can be mounted flexibly within the profile, giving you full control over where the panels overlap.





## Sliding glass door handles

To be opened easier, without stains or fingerprints on the window

Have you enhanced your veranda with glass sliding doors? If so, you can choose additional handles for easier operation, helping to keep your doors free from stains and fingerprints. These handles can be easily attached to the glass panel wherever you prefer. You can select between adhesive handles or screw-on handles, depending on your preference.





## Product overview

	Luma Shade	Aurelia	Luminella	Skycube
Veranda at home	✓	✓	✓	✓
Free-standing veranda	-	-	✓	✓
Roofing: Polycarbonate	✓	✓	-	-
Roofing: Other	-	Glass	Panels	Glass
Motorized (SOMFY)	-	-	✓	✓
Maximum width (mm)	7060	7060	3500	6806
Maximum projection (mm)	6000	6000	4947	4482
Maximum span on two posts (mm)	4000	4000	4947	
Available RAL colours	9001 7024 9016 9005	9001 7024 9016 9005	7024	9016 7024 9005
Decorative gutter front options	Round / Classic	Round / Classic / Straight	Straight	Straight
Posts options	Square / Half-round	Square / Half-round	Square	Square
Expandable with Fiano sliding glass doors	✓	✓	✓	✓
Expandable with Viewline Slide-and-Turn doors	✓	✓	✓	✓









## More information

Get in touch with us to  
expand your Horizon with  
First Stop....

Would you like to see, feel and experience our luxurious  
roofs in real life? Scan the QR code to Visit us!

To know more about our products visit

[WWW.FIRSTSTOPSIGNATURESPACES.CO.UK](http://WWW.FIRSTSTOPSIGNATURESPACES.CO.UK)











# The Signature Experience:

## From Vision to Completion

At the heart of every glass extension we create is a commitment to elegance, precision, and personalised service. Our refined process ensures your journey with us is seamless, inspiring, and entirely bespoke.

### Initial Enquiry & Feasibility Consultation

- 1 Your journey begins with a personal consultation, where we listen to your vision and gather key information about your space. We assess feasibility with care and discretion, ensuring your aspirations align beautifully with your property and surroundings.

### Design Assessment, Precision Measurement & Tailored Quotation

- 2 A dedicated specialist will visit your home to carry out meticulous measurements and discuss the design in greater depth. We then craft a detailed quotation, bespoke to your requirements, using only the highest quality materials and craftsmanship.

### Technical Survey & Artisan Manufacture (1–2 Weeks)

- 3 Once approved, we carry out a full technical survey to finalise every detail with precision. Your glass extension is then custom-built to order by our skilled fabricators, typically within 1 to 2 weeks.

### White-Glove Delivery & Installation (2–4 Weeks)

- 4 When your extension is ready, we schedule delivery and installation at a time that suits you. Our expert installation team ensures every element is delivered and assembled with care, completing most projects within 2 to 4 weeks—flawlessly, and with minimal disruption.