

AUGUST 2024 LABOR MARKET REVIEW

TABLE OF CONTENTS



Page 2 – Board of Directors

Page 4 – Highlights of the Labor Force

Page 5 – Unemployment Claimants

Page 7 – Employment by Sectors

Page 18 – HerForce



Board of Directors

Board Chair

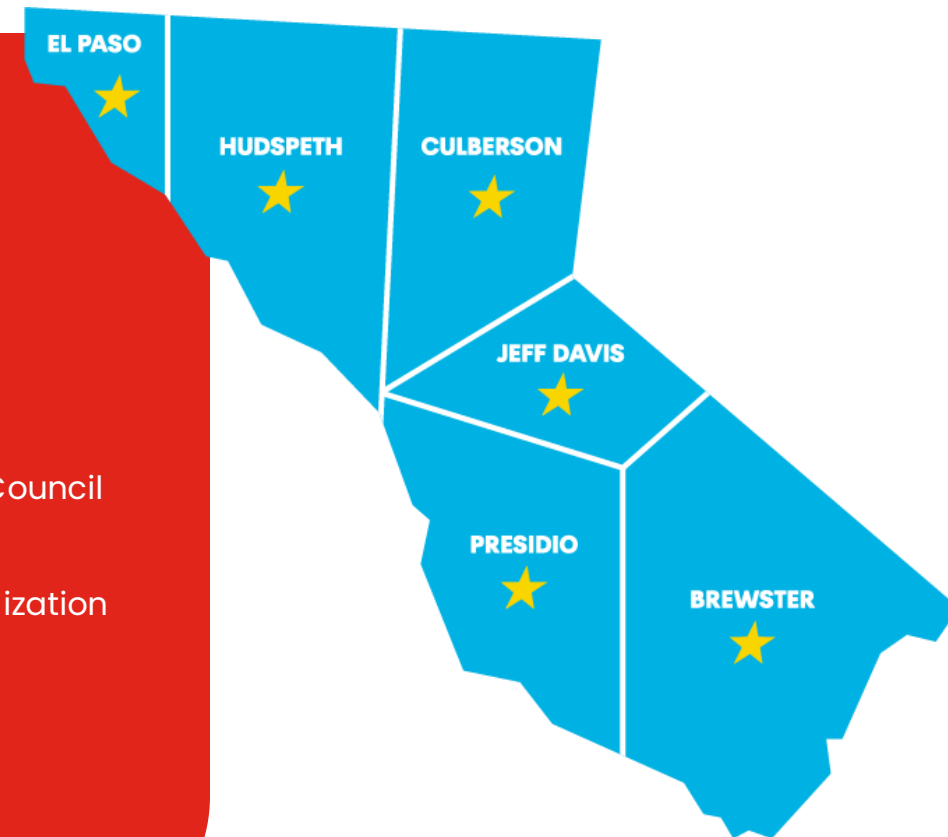
Bobby Blanco, Private Sector

Vice Chair

Ruben Torres, Private Sector

Dr. Armando Aguirre, Public Education
Robert Alcalá, Vocational Rehabilitation
Dr. Carlos Amaya, ABE
Satish Bhaskar, Public Assistance
Ruben Chavez, Private Sector
Chrystal Davis, Community-Based Organization
Dan Dunlap, Private Sector
Chelsie Evaldi, Private Sector
Ernestina Fauntleroy, Private Sector
Michelle Fenton, Private Sector
Eduardo Garcia, Economic Development
Art Garza, Private Sector
Bob Gear, Public Employment

Christina Gonzalez, Private Sector
Leonard Goodman III, Private Sector
Luis Hernandez, Higher Education
Randall Kinzie, Private Sector
Ruby Maldonado, Private Sector
Elizabeth Moya, CBO
Mary Jo Ochoa-Hernandez, Literacy Council
Emma Schwartz, Private Sector
Mica Short, Community-Based Organization
Frank Spencer, Private Sector
Adam Valdez, Organized Labor
Emma Wollschlager, Private Sector
Melissa Zamora, Private Sector



Board of Directors



To our members,

We are pleased to present the Labor Market Review that examines how the workforce area performed during **August 2024**. We are incorporating unemployment insurance claimant data to provide perspective on the ongoing pandemic effect.

The information presented in this newsletter was gathered from federal and state sources and pertains to the El Paso MSA, the Workforce Solutions Borderplex region, and the City of El Paso.

We look forward to performing to your highest standards in communicating pertinent information regarding the workforce as it relates to our objectives at WSB.

If there is additional information that you would like to see presented here, please send your comments and suggestions to:

kandolite.carson@borderplexjobs.com



HIGHLIGHTS OF THE LABOR FORCE AUGUST 2024



THE BORDERPLEX REGION

- THE LABOR FORCE INCREASED BY 1,085 FROM THE PREVIOUS MONTH
- THE NUMBER OF EMPLOYED INDIVIDUALS INCREASED BY 785 FROM THE PREVIOUS MONTH
- THE NUMBER OF UNEMPLOYED INDIVIDUALS INCREASED BY 300 FROM THE PREVIOUS MONTH

EL PASO, TX MSA

- EL PASO, TX MSA UNEMPLOYMENT WAS AT 4.7%, WITH A TOTAL OF 18,245 UNEMPLOYED INDIVIDUALS
- EL PASO, TX MSA ADDED 5,900 NONFARM JOBS SINCE AUGUST 2023
- EL PASO, TX MSA ADDED 2,000 NONFARM JOBS FROM THE PREVIOUS MONTH

RURAL COUNTIES (BREWSTER, CULBERSON, JEFF DAVIS, HUDSPETH, AND PRESIDIO COUNTIES)

- THE LABOR FORCE DECREASED BY 57 FROM THE PREVIOUS MONTH
- THE NUMBER OF EMPLOYED INDIVIDUALS DECREASED BY 70 FROM THE PREVIOUS MONTH
- THE NUMBER OF UNEMPLOYED INDIVIDUALS INCREASED BY 13 FROM THE PREVIOUS MONTH



NOTEWORTHY IN AUGUST 2024 (Non-Seasonally Adjusted)



		August 2024				July 2024				August 2023			
		Labor Force	Employment	Unemployment	Rate	Labor Force	Employment	Unemployment	Rate	Labor Force	Employment	Unemployment	Rate
Texas	State	15,487,812	14,810,755	677,057	4.4	15,453,836	14,776,091	677,745	4.4	15,125,794	14,485,031	640,763	4.2
El Paso	MSA	391,200	372,955	18,245	4.7	390,072	372,118	17,954	4.6	383,441	365,052	18,389	4.8
Borderplex	WDA	401,249	382,570	18,679	4.7	400,164	381,785	18,379	4.6	393,168	374,326	18,842	4.8
Brewster	County	4,650	4,489	161	3.5	4,643	4,487	156	3.4	4,432	4,272	160	3.6
Culberson	County	1,340	1,302	38	2.8	1,343	1,304	39	2.9	1,270	1,222	48	3.8
El Paso	County	389,265	371,102	18,163	4.7	388,123	370,247	17,876	4.6	381,525	363,210	18,315	4.8
Hudspeth	County	1,935	1,853	82	4.2	1,949	1,871	78	4.0	1,916	1,842	74	3.9
Jeff Davis	County	987	948	39	4.0	1,012	977	35	3.5	993	957	36	3.6
Presidio	County	3,072	2,876	196	6.4	3,094	2,899	195	6.3	3,032	2,823	209	6.9
El Paso	City	324,125	309,652	14,473	4.5	323,020	308,939	14,081	4.4	317,698	303,067	14,631	4.6
Socorro	City	16,248	15,411	837	5.2	16,213	15,376	837	5.2	15,886	15,083	803	5.1

NOTEWORTHY IN AUGUST 2024



4.7%
EL PASO
MSA
UNEMPLOYMENT
RATE

El Paso
4.7%

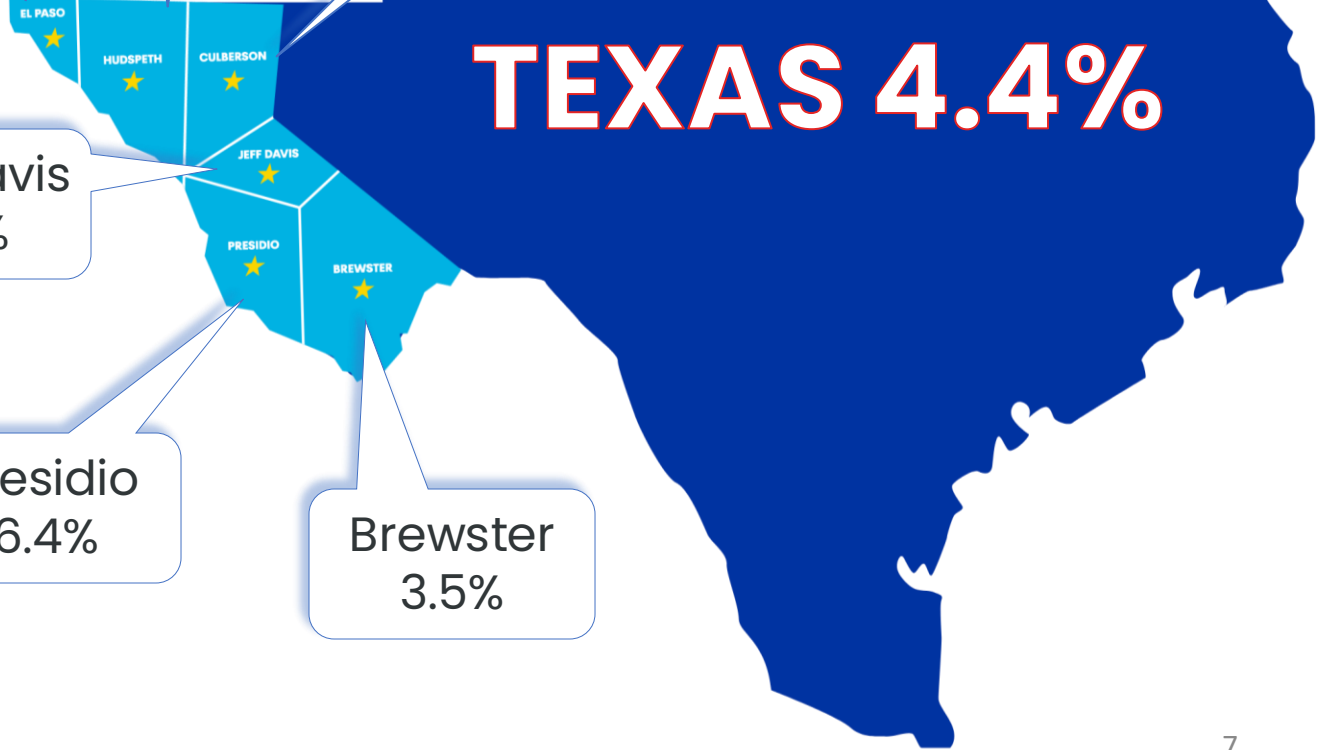
Hudspeth
4.2%

Culberson
2.8%

Jeff Davis
4.0%

Presidio
6.4%

Brewster
3.5%



AVERAGE WEEKLY WAGES

(1st Quarter 2024)

Average Weekly Wage (1st Quarter 2024)					
	Q1 2024	Q4 2023	Q1 2023	Quarterly Change	Yearly Change
Borderplex	\$979	\$967	\$938	\$12	\$41
Texas	\$1,540	\$1,427	\$1,480	\$113	\$60
USA	\$1,527	\$1,435	\$1,465	\$92	\$62



WHERE DO WE WORK?

The three Super Sectors with the **GREATEST** employment for the El Paso MSA in August 2024 were:

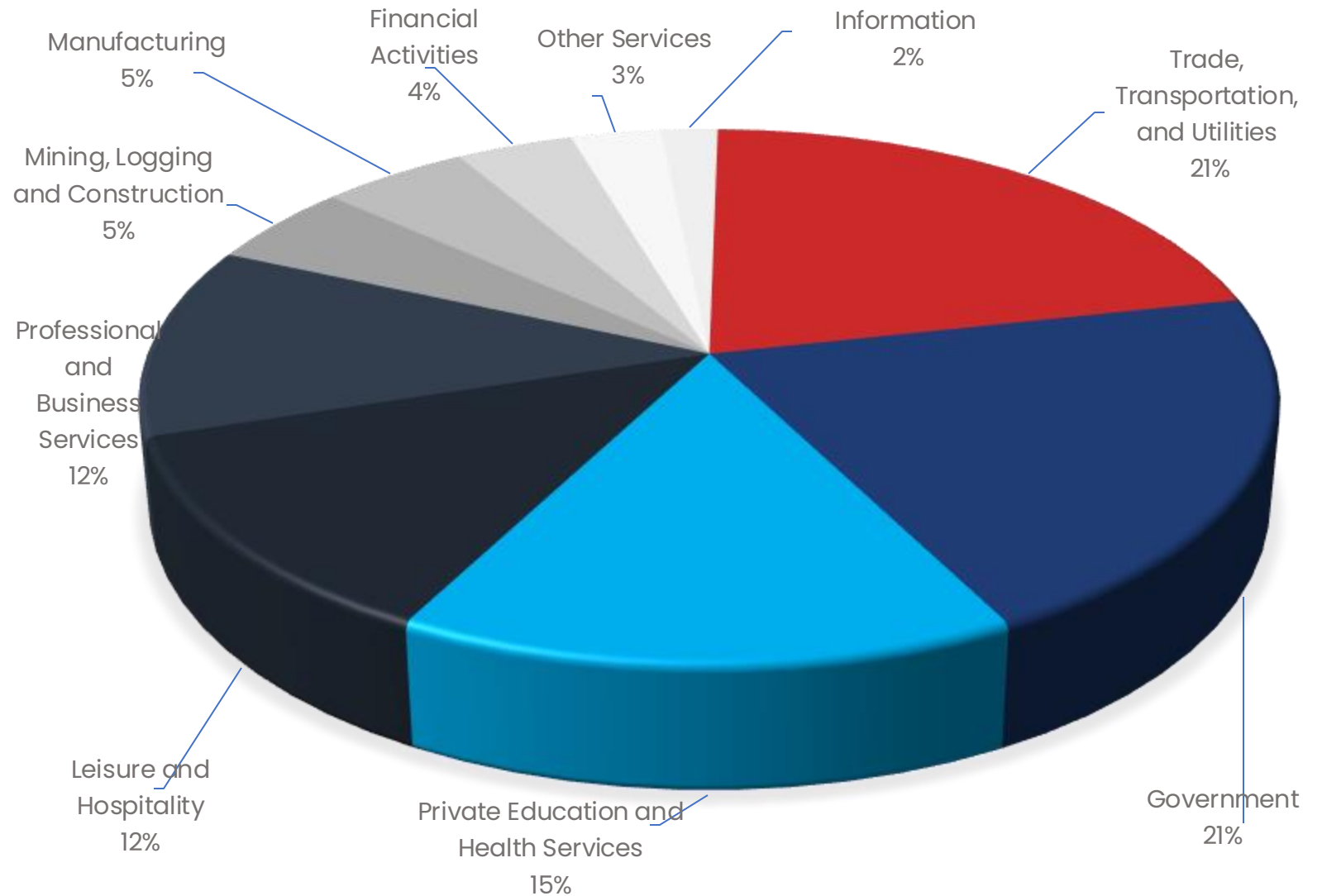
1. Trade, Transportation, and Utilities
2. Government
3. Private Education and Health Services

These three Super Sectors represented 57% of the total nonfarm employment.

The three Super Sectors with the **LEAST** employment for the El Paso MSA in August 2024 were:

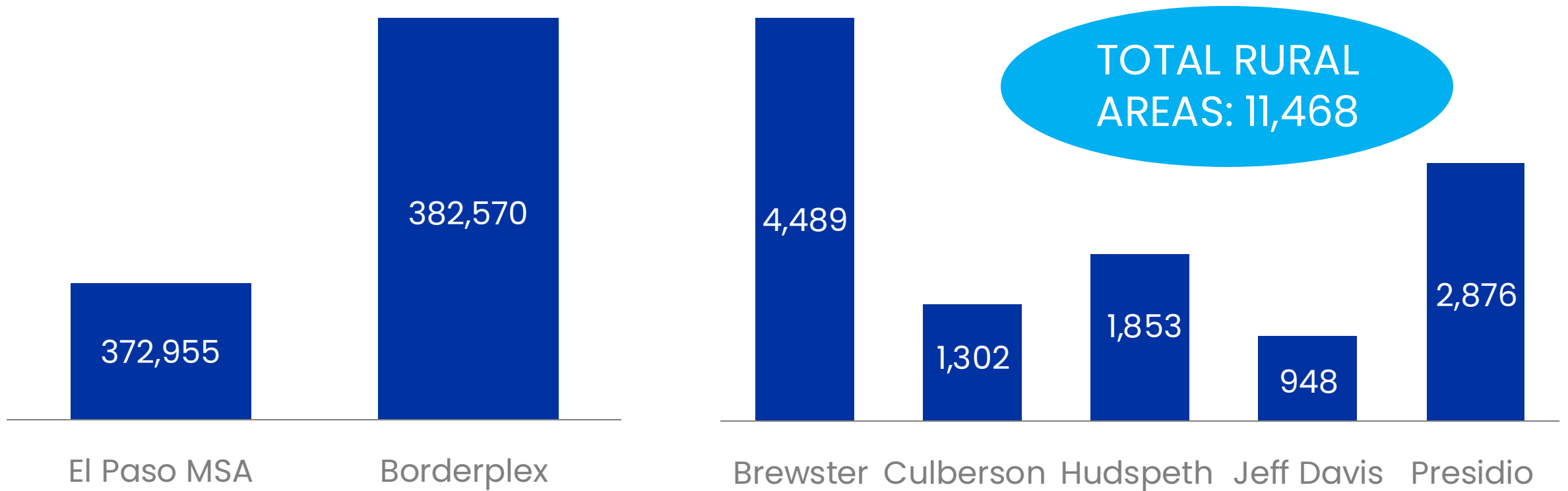
1. Financial Activities
2. Other Services
3. Information

These three Super Sectors represented 9% of the total nonfarm employment.



WHERE DO WE WORK?

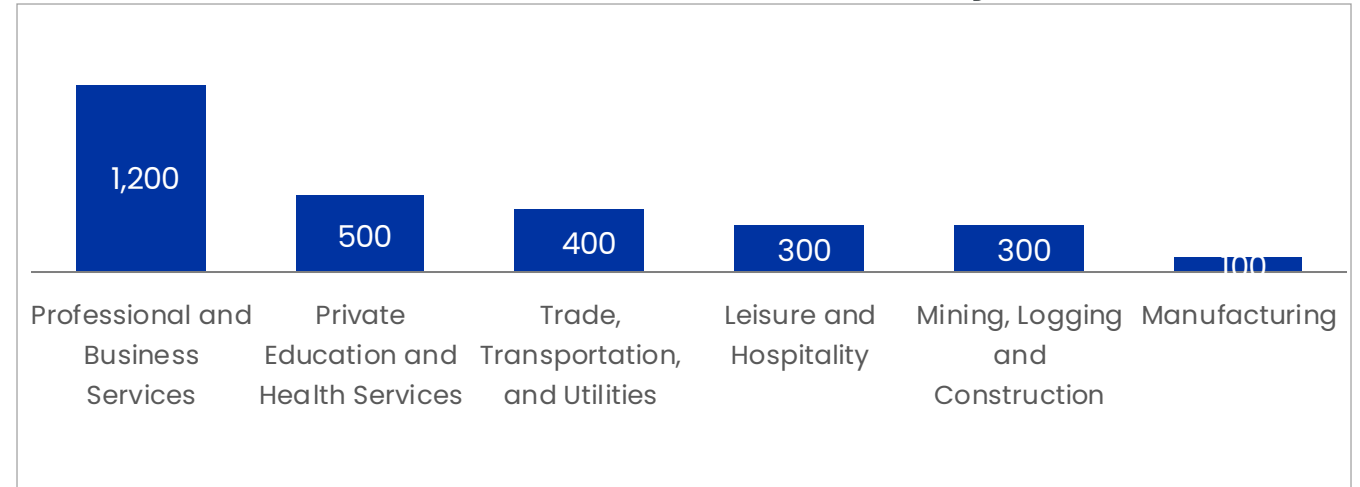
EMPLOYMENT in August 2024



WHERE DO WE WORK? (Cont.)



Industries Sectors that added jobs



Top 5 Job Postings in the El Paso, TX MSA – August 2024

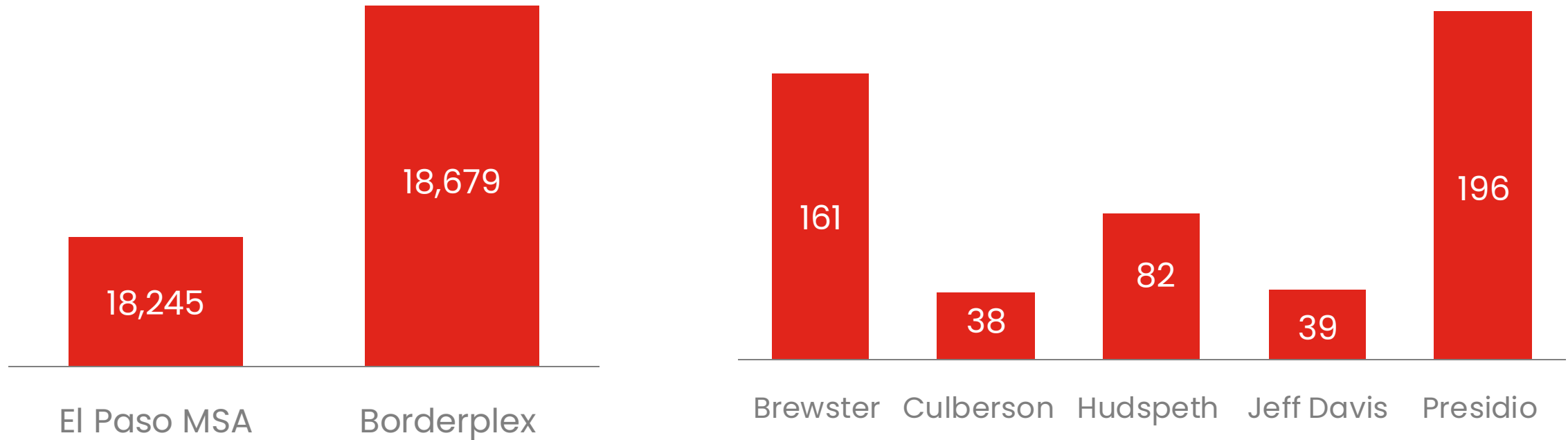
Occupation	Vacancies	Median Hourly Earnings BLS 2023
First-Line Supervisors of Retail Sales Workers	904	\$ 17.27
Retail Salespersons	888	\$ 13.15
Registered Nurses	608	\$ 37.47
Medical and Health Services Managers	589	\$ 47.55
Customer Service Representatives	374	\$ 17.11



Job postings active during August 2024

WHERE ARE WE LOSING JOBS?


UNEMPLOYMENT in August 2024



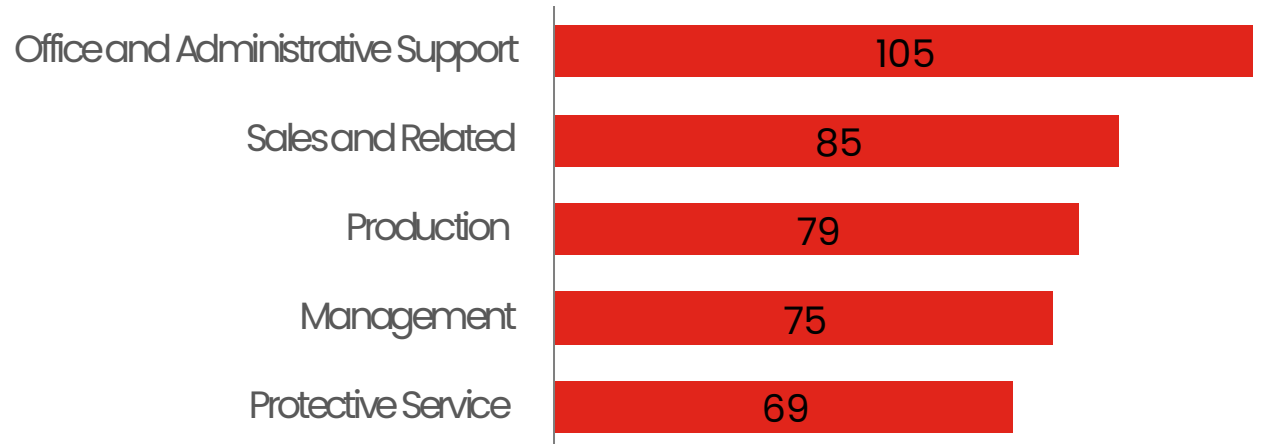
WHERE DO WE WORK? (Cont.)



Industries Sectors that lost jobs



Top 5 Unemployment Claimants Occupations



No occupation identified for 23 Active UI claimants

UNEMPLOYMENT INSURANCE CLAIMANT DATA



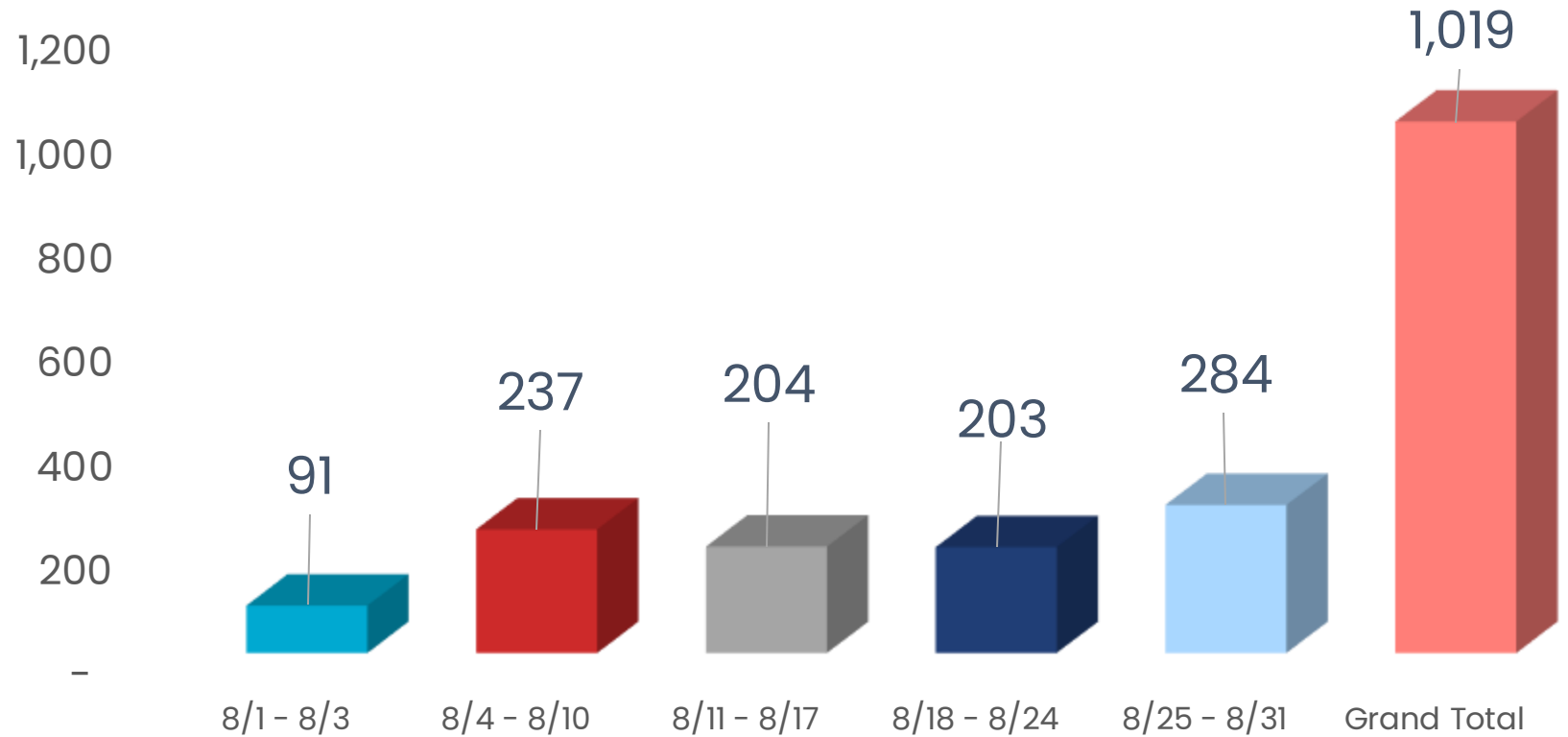
This report reflects the **Borderplex Region**. Including these 6 counties:

- Brewster
- Culberson
- El Paso
- Hudspeth
- Jeff Davis
- Presidio

An Active Claimant is someone who meets any of these conditions:

- Claimant had to have a payment within 21 days
- The most recent Claimant certified date is within 21 days
- The claim status date is within 28 days

ACTIVE UI CLAIMANTS BY WEEK BORDERPLEX REGION 8/1 to 8/31



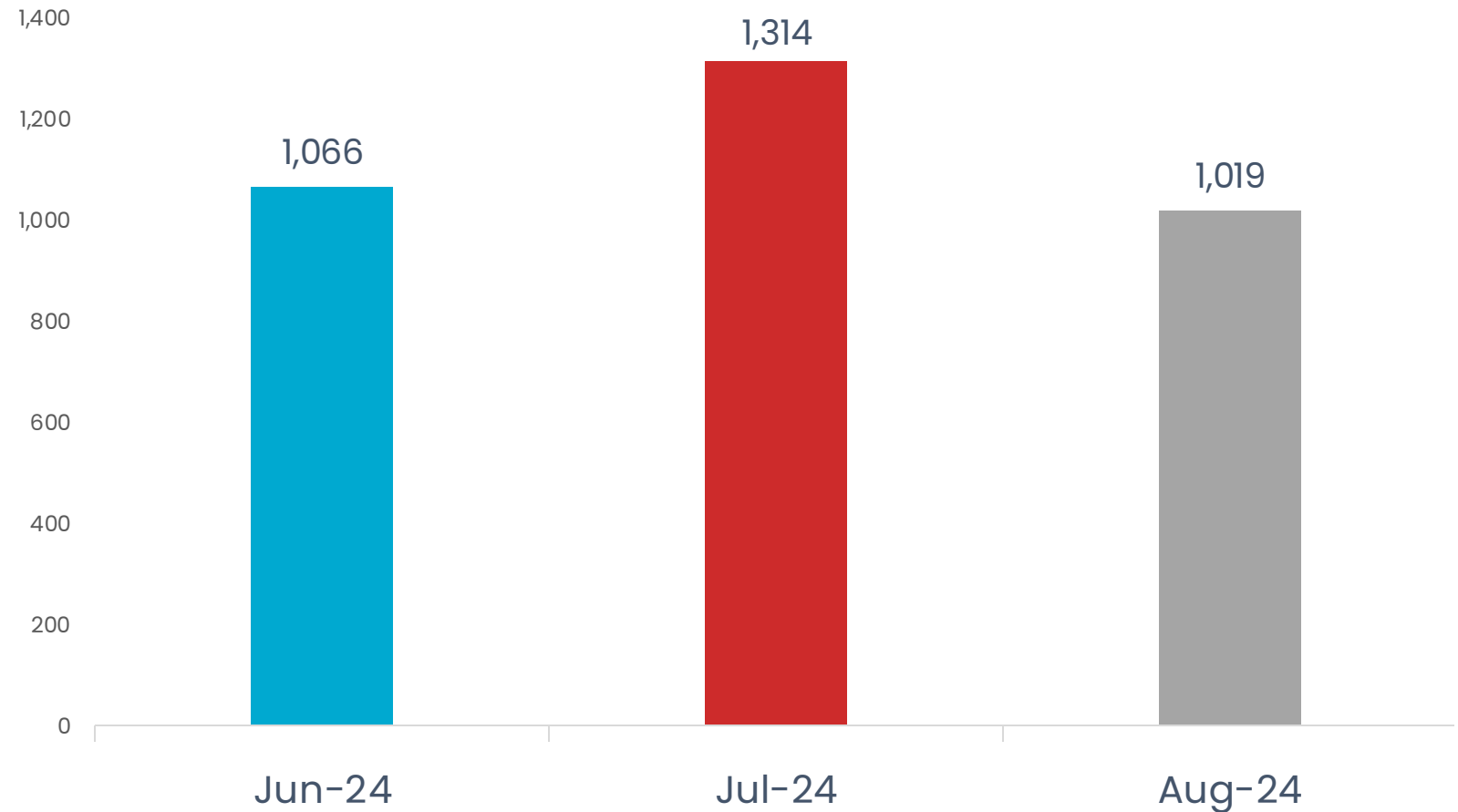
UNEMPLOYMENT INSURANCE CLAIMANT DATA



This report reflects the **Borderplex Region**. Including these 6 counties:

- Brewster
- Culberson
- El Paso
- Hudspeth
- Jeff Davis
- Presidio

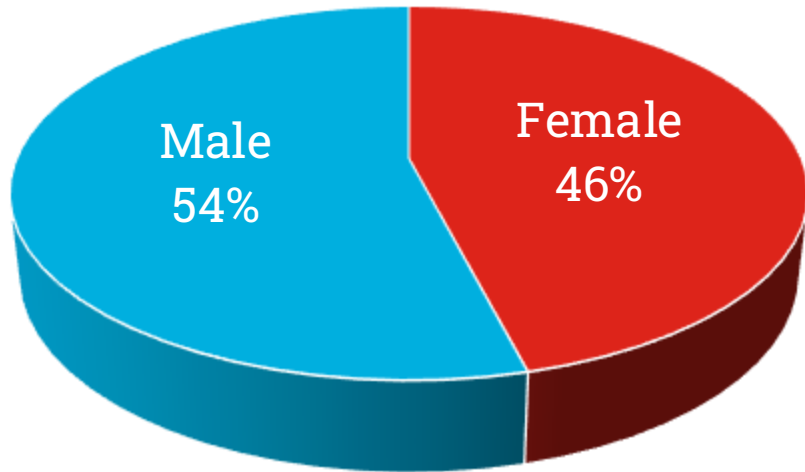
ACTIVE UI CLAIMANTS BY MONTH BORDERPLEX REGION



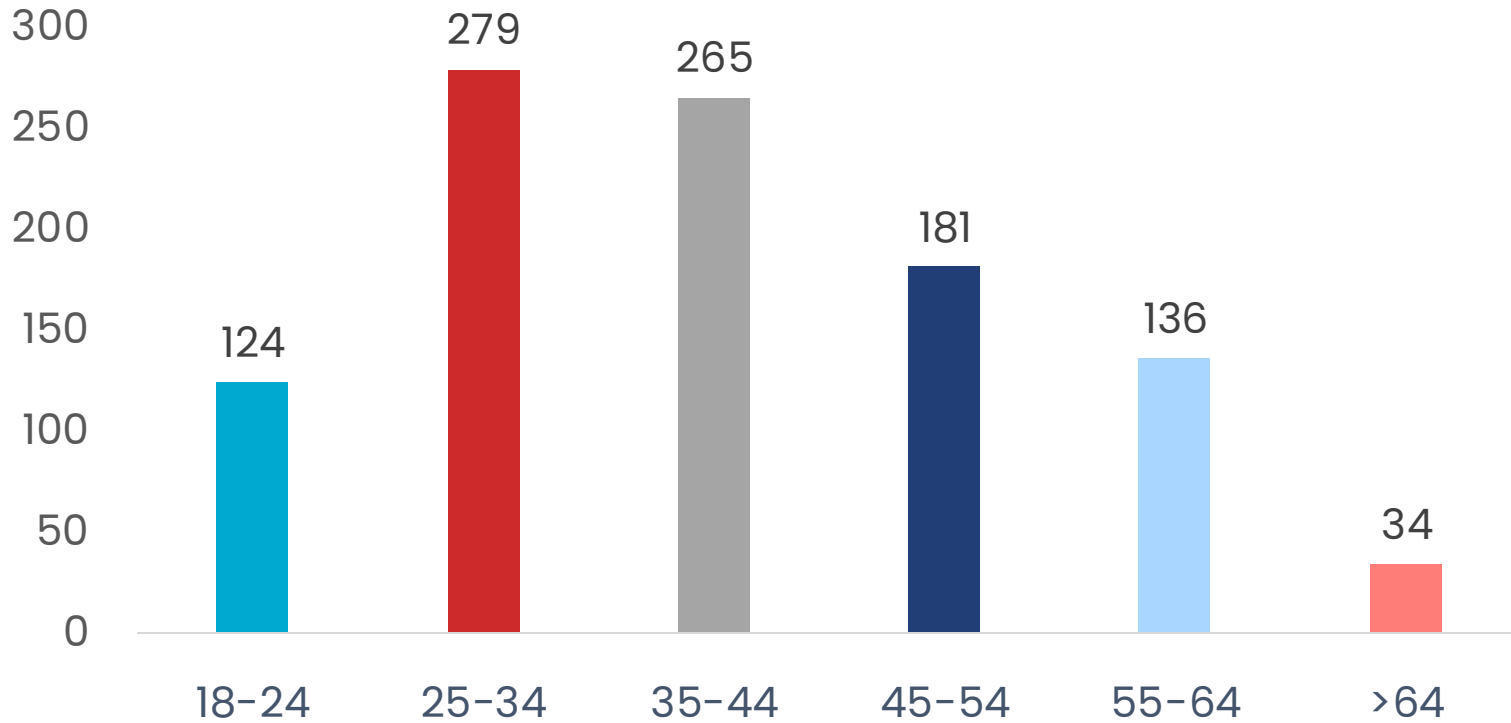
UNEMPLOYMENT INSURANCE CLAIMANT DATA

ACTIVE UI CLAIMANTS BY WEEK
BORDERPLEX REGION
8/1 to 8/31

Gender



Age



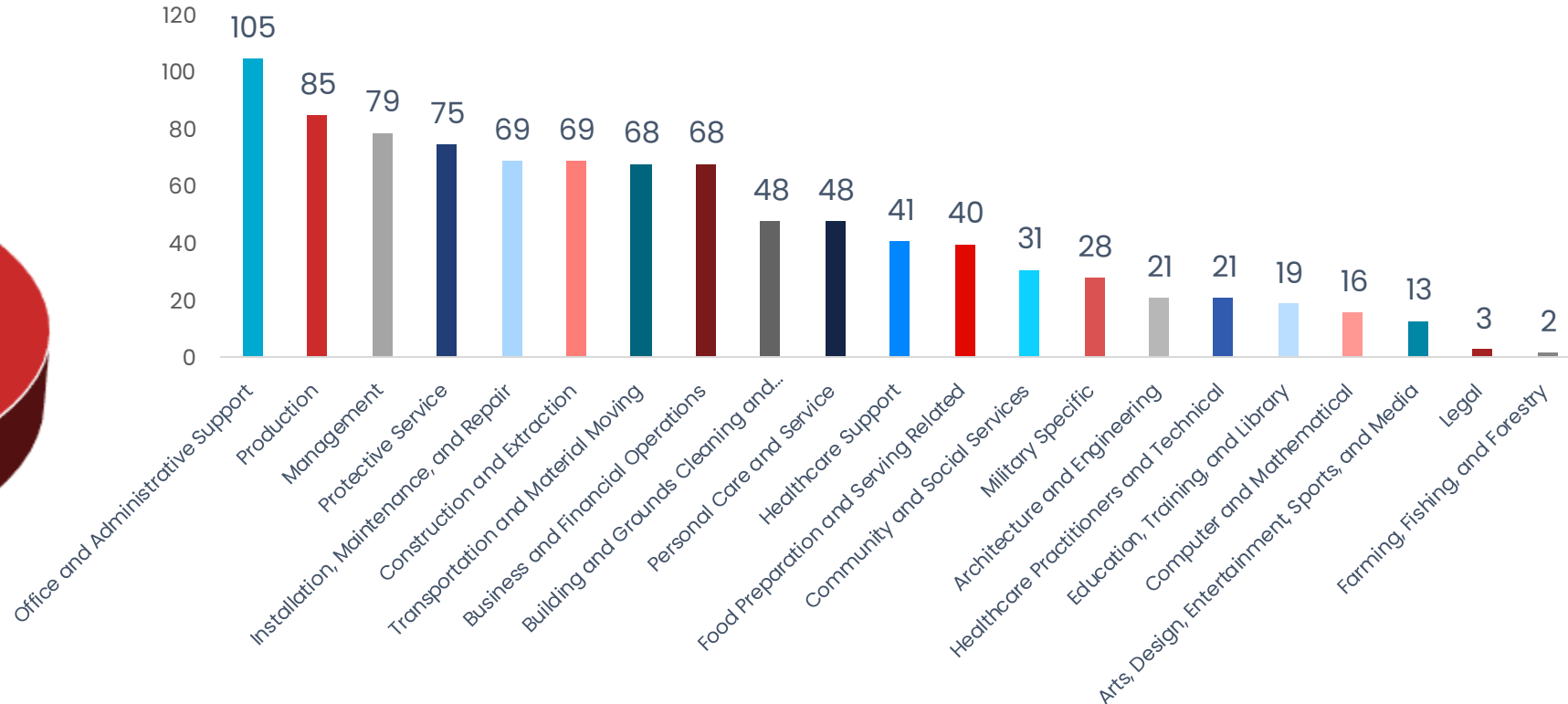
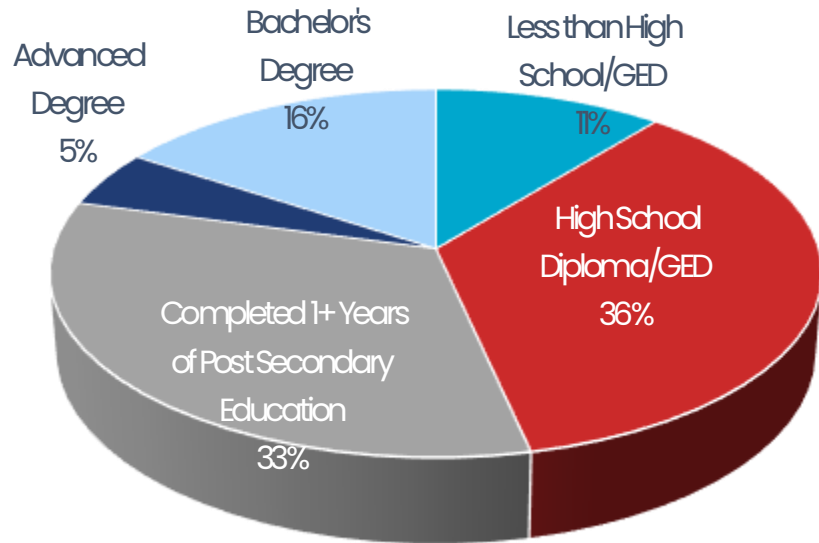
An Active Claimant is someone who meets any of these conditions:

- Claimant had to have a payment within 21 days
- The most recent Claimant certified date is within 21 days
- The claim status date is within 28 days

UNEMPLOYMENT INSURANCE CLAIMANT DATA



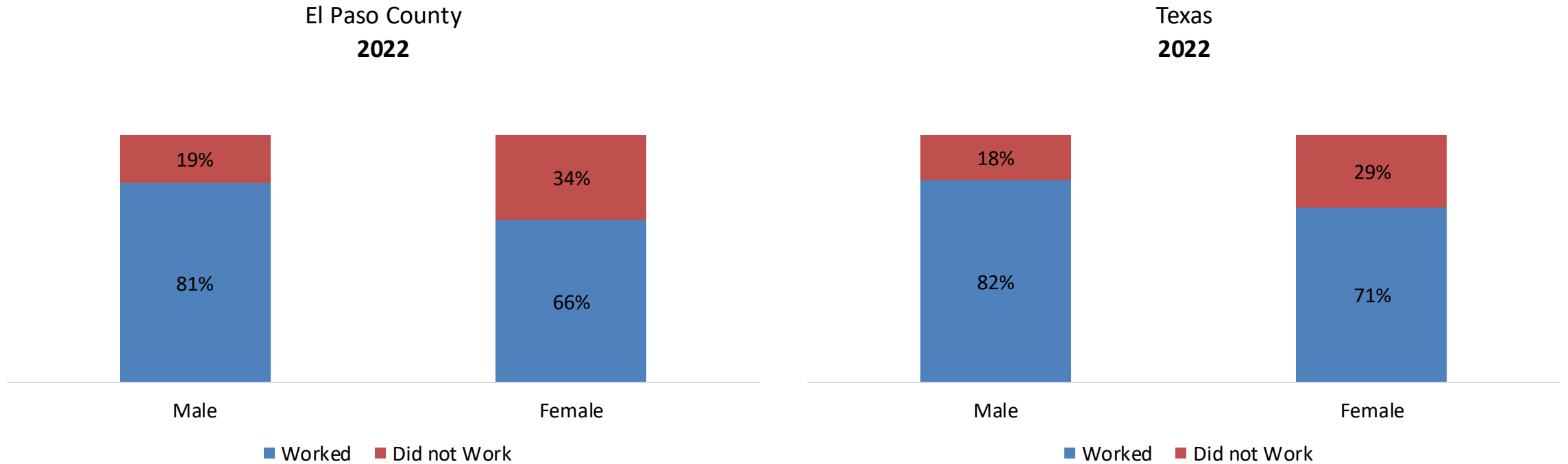
ACTIVE UI CLAIMANTS BY WEEK
BORDERPLEX REGION
8/1 to 8/31



No occupation identified for 23 Active UI claimants

Work Status by Gender for the Population 16 to 64 Years

Both in El Paso County and across Texas, **females have a significantly higher percentage of individuals who did not work compared to males**. However, the percentage of females who did not work is notably higher in El Paso County (34%) compared to Texas as a whole (29%), **indicating a greater gap in workforce participation for women in this region**.



WSB addresses the gender equity and wage gap by providing new initiatives tailored to assist women in succeeding in the workforce. We offer resources such as childcare, training assistance and job search assistance, among others. If you are interested in these or any other of our services, feel free to fill out [this form](#) and a WSB member will contact you soon.

SOURCES



WORKFORCE
SOLUTIONS BORDERPLEX

A proud partner of the
americanjobcenter
network

Labor Market & Career Information, Texas Workforce Commission September 2024, JobsEQ September 2024, Bureau of Labor Statistics May 2023, US Census 2022.

To access previous reports, please visit the Workforce Trends and Data section of our website: <http://www.borderplexjobs.com/regional-statistics/workforce-trends-and-data>

Funded by all or in part of, the Department of Labor/ETA WIOA Formula Grants and Wagner-Peyser; the Department of Health and Human Services TANF and Childcare Development Fund; and the Food and Nutrition Service SNAP Employment & Training.”

Equal Opportunity Employer/Program. Auxiliary aids and services are available upon request to individuals with disabilities. Relay Texas: 711 (Voice) or 1-800-735-2989 (TTY).

Igualdad de oportunidades de Empleo/Programas. Equipo auxiliar y servicios de apoyo están disponibles para personas con discapacidad al ser requeridos. Relay Texas: 711 (Voz) o 1-800-735-2989 (TTY)