



New Construction

HOUSING MARKET UPDATE

June 2024

Austin and Surrounding Areas

Including Bell, Hays, Travis, and
Williamson Counties





Austin - Round Rock MSA**

Quick Look Market Report

June 2024



Months of Inventory

4.0

↑ 0.3 YoY



Active Listings

3,451

↑ 12.1% YoY



Closed Sales

856

↓ -10.8% YoY



Average Days on Market

74

↓ 29 days less YoY



Average Days to Close

45

↓ 13 days less YoY




Median Price

\$400,781

↓ -12.5% YoY

**Includes Bastrop, Caldwell, Hays, Travis, and Williamson Counties.

Source: Texas REALTORS®
Stats for New Construction Only.



Bell County Quick Look Market Report

June 2024



Source: Texas REALTORS®
Stats for New Construction Only.



Hays County Quick Look Market Report

June 2024



Months of Inventory

4.1

↑ 0.1 YoY



Active Listings

831

↑ 19.4% YoY



Closed Sales

220

↑ 2.8% YoY



Average Days on Market

73

↓ 36 days less YoY



Average Days to Close

46

↓ 13 days less YoY



Median Price

\$367,000

↓ -8.3% YoY

Source: Texas REALTORS®
Stats for New Construction Only.



Travis County Quick Look Market Report

June 2024



Source: Texas REALTORS®
Stats for New Construction Only.



Williamson County Quick Look Market Report

June 2024



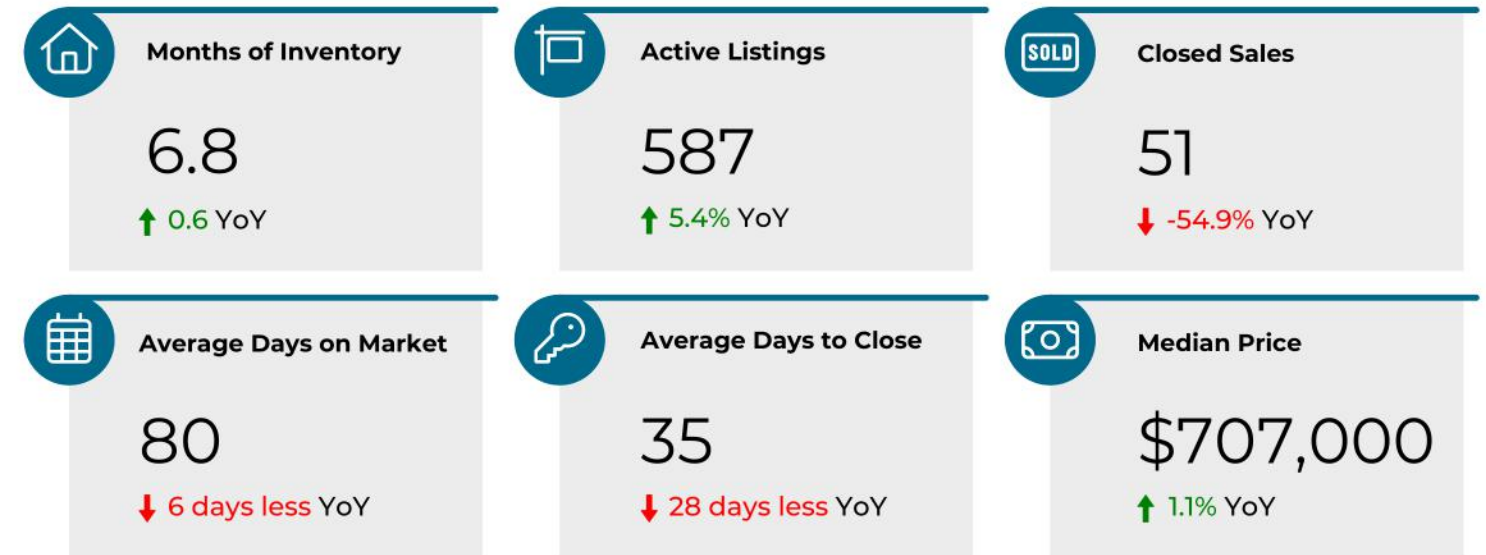
Source: Texas REALTORS®
Stats for New Construction Only.



Austin

Quick Look Market Report

June 2024



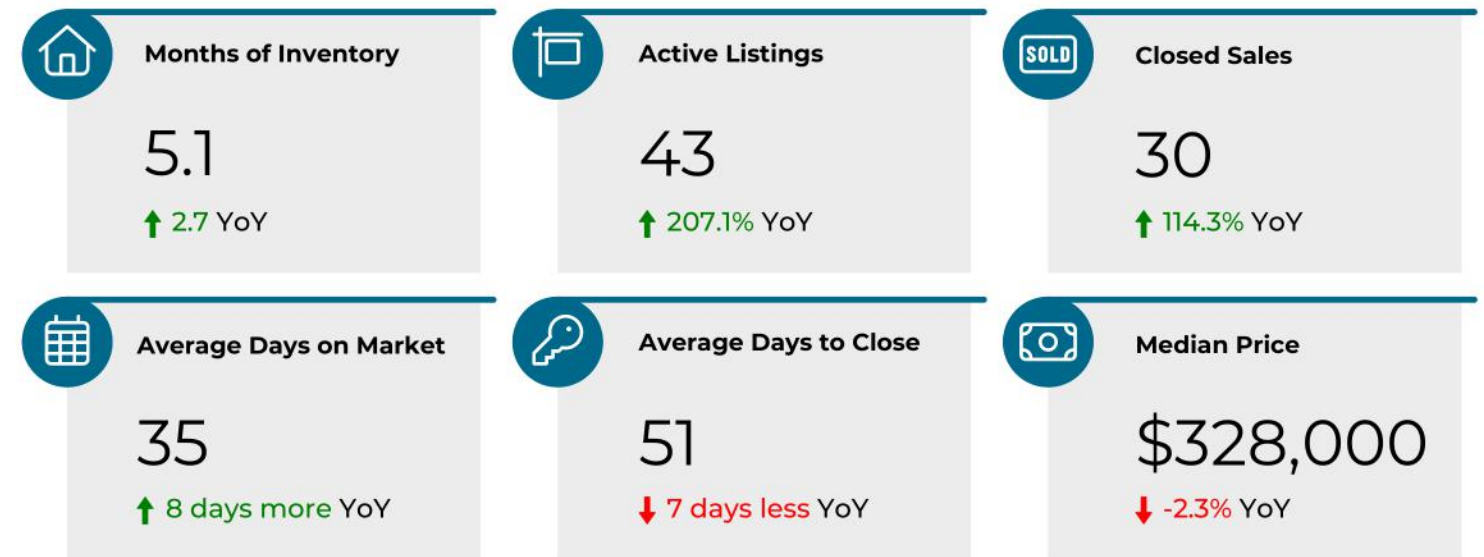
Source: Texas REALTORS®
Stats for New Construction Only.



Buda

Quick Look Market Report

June 2024



Source: Texas REALTORS®
Stats for New Construction Only.



Cedar Park

Quick Look Market Report

June 2024

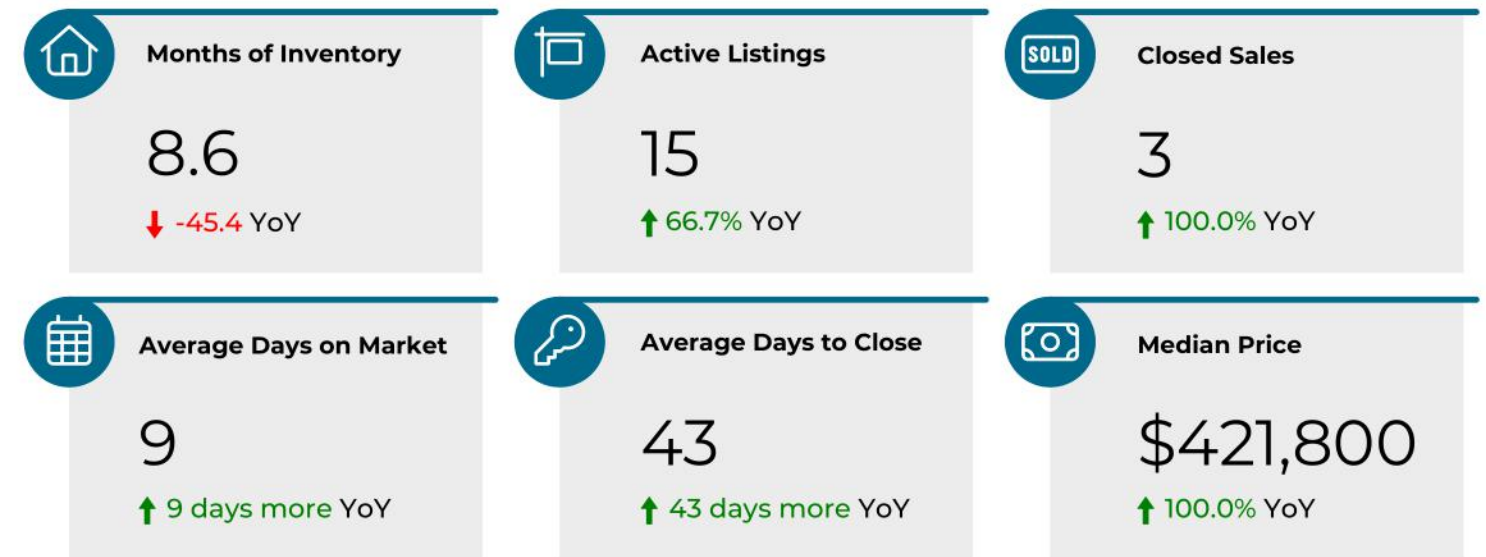


Image courtesy of the City of Cedar Park.
Source: Texas REALTORS®
Stats for New Construction Only.



Dripping Springs (78620)* Quick Look Market Report

June 2024



Months of Inventory

3.6

↓ -0.8 YoY



Active Listings

66

↓ -24.1% YoY



Closed Sales

16

↓ -30.4% YoY



Average Days on Market

58

↓ 32 days less YoY



Average Days to Close

49

↓ 67 days less YoY



Median Price

\$577,680

↓ -16.3% YoY

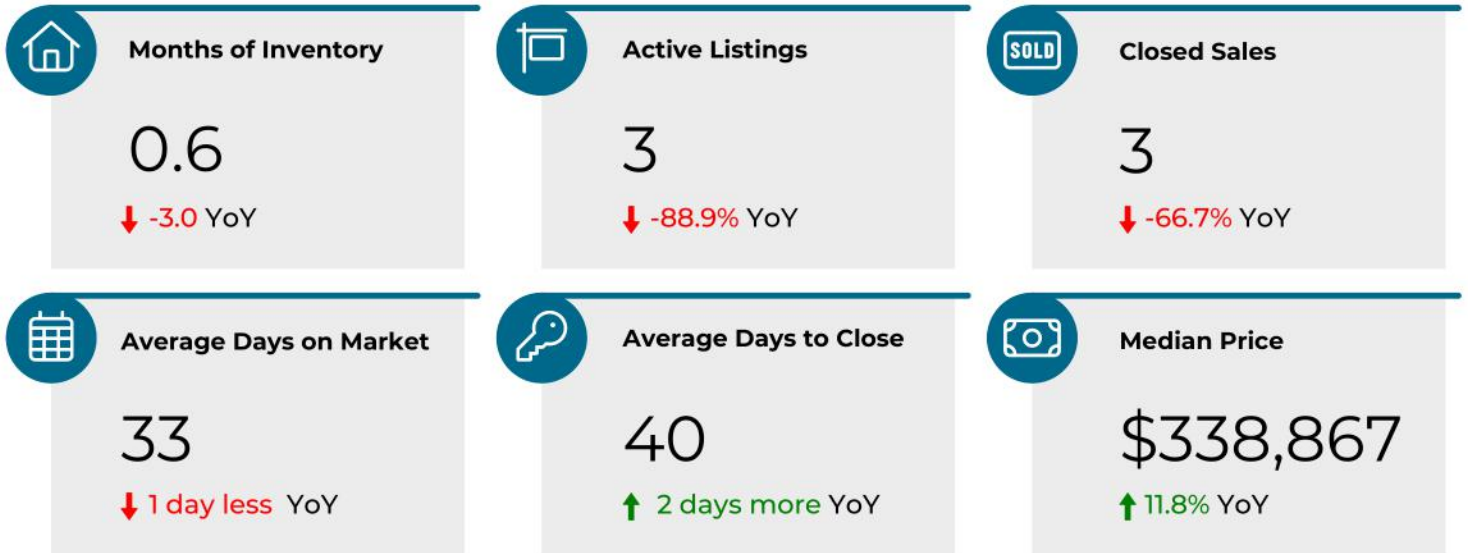
*Based on zip code
Source: Texas REALTORS®
Stats for New Construction Only.



Elgin

Quick Look Market Report

June 2024

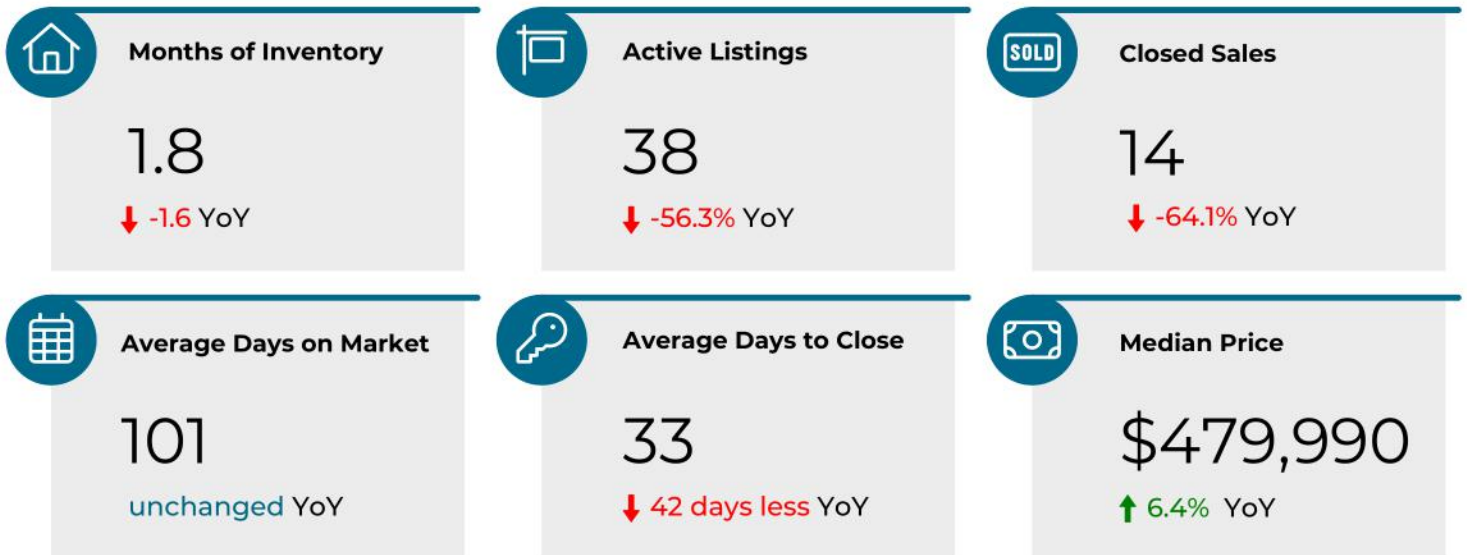


Source: Texas REALTORS®
Stats for New Construction Only.



Georgetown Quick Look Market Report

June 2024



Source: Texas REALTORS®
Stats for New Construction Only.



Hutto

Quick Look Market Report

June 2024



Months of Inventory

0.7

↓ -0.6 YoY



Active Listings

25

↓ -32.4% YoY



Closed Sales

23

↓ -34.3% YoY



Average Days on Market

54

↑ 3 day more YoY



Average Days to Close

43

unchanged YoY



Median Price

\$430,926

↑ 10.8% YoY

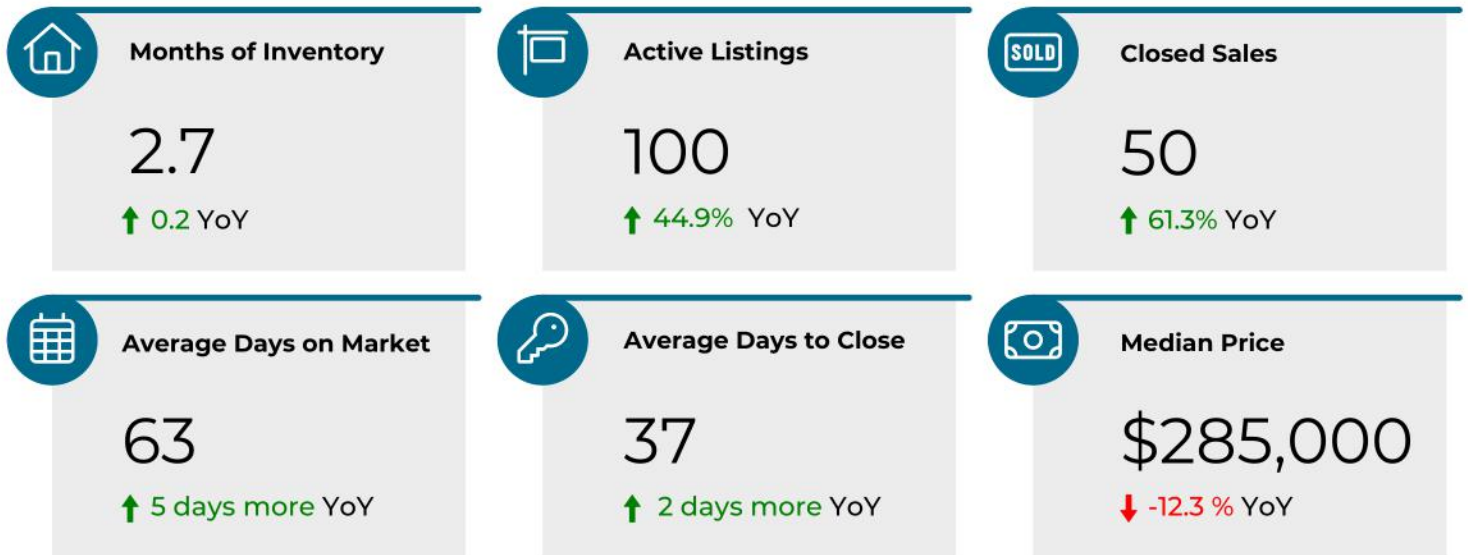
Source: Texas REALTORS®
Stats for New Construction Only.



Jarrell (76537)*

Quick Look Market Report

June 2024



*Based on zip code
Source: Texas REALTORS®
Stats for New Construction Only.



Kyle (78640)*

Quick Look Market Report

June 2024



Months of Inventory

4.0

↓ -0.7 % YoY



Active Listings

386

↑ 25.7% YoY



Closed Sales

150

↑ 57.9% YoY



Average Days on Market

65

↓ 48 days less YoY



Average Days to Close

50

↓ 3 days less YoY



Median Price

\$351,220

↓ -5.1% YoY

*Based on zip code

Source: Texas REALTORS®

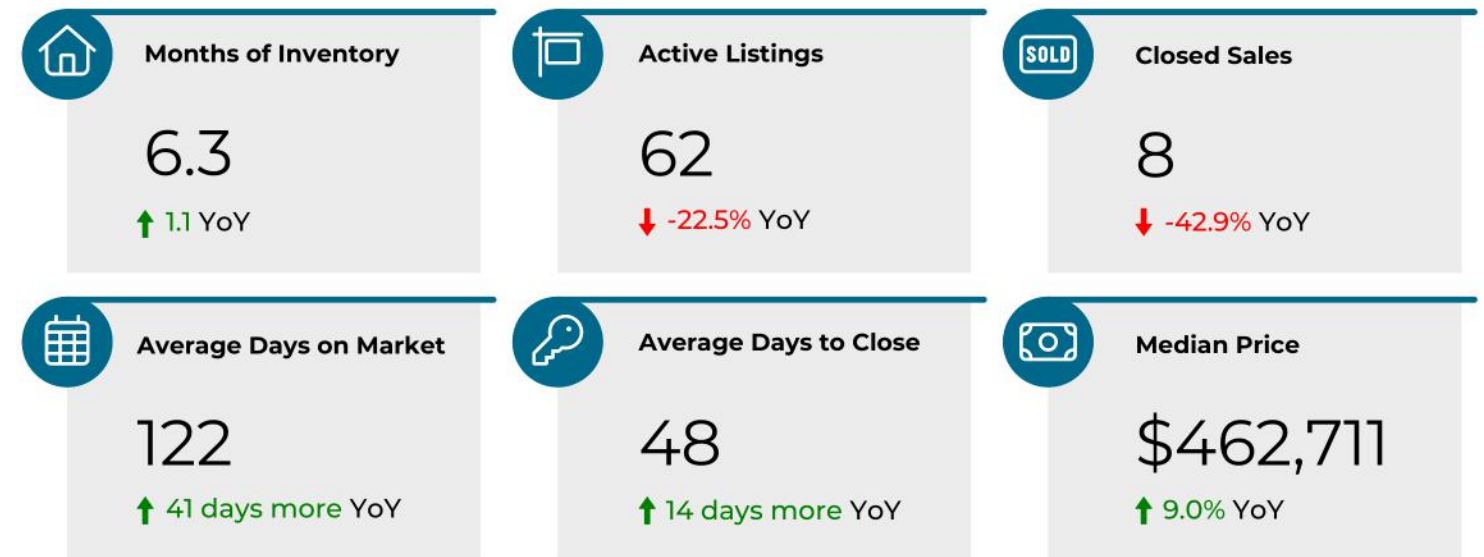
Stats for New Construction Only.



Lago Vista

Quick Look Market Report

June 2024



Source: Texas REALTORS®
Stats for New Construction Only.



Lakeway

Quick Look Market Report

June 2024



Months of Inventory

2.5

↓ -8.6 YoY



Active Listings

8

↓ -68.0% YoY



Closed Sales

1

↓ -75.0% YoY



Average Days on Market

225

↑ 168 days more YoY



Average Days to Close

34

↓ 4 days less YoY



Median Price

\$900,000

↑ 7.1% YoY

Source: Texas REALTORS®
Stats for New Construction Only.



Leander Quick Look Market Report

June 2024



Months of Inventory

2.8

↓ -0.1 YoY



Active Listings

59

↓ -23.4% YoY



Closed Sales

17

↓ -15.0% YoY



Average Days on Market

75

↓ 7 days less YoY



Average Days to Close

46

↓ 22 days less YoY



Median Price

\$688,500

↑ 66.1% YoY

Photo Source: City of Leander Facebook

Source: Texas REALTORS®

Stats for New Construction Only.



Liberty Hill (78642)*

Quick Look Market Report

June 2024



Months of Inventory

5.3

↑ 2.0% YoY



Active Listings

236

↑ 50.3% YoY



Closed Sales

44

↓ -13.7% YoY



Average Days on Market

89

↓ 86 days less YoY



Average Days to Close

47

↓ 27 days less YoY



Median Price

\$518,000

↓ -6.1% YoY

*Based on zip code

Source: Texas REALTORS®

Stats for New Construction Only.



Manor

Quick Look Market Report

June 2024



Months of Inventory

2.7

↑ 1.1 YoY



Active Listings

33

↑ 22.2% YoY



Closed Sales

21

↑ 61.5% YoY



Average Days on Market

74

↓ 32 days less YoY



Average Days to Close

38

↓ 15 days less YoY



Median Price

\$350,295

↓ -16.0% YoY

Source: Texas REALTORS®
Stats for New Construction Only.



Marble Falls Quick Look Market Report

June 2024



Months of Inventory

4.7

↑ 0.7 YoY



Active Listings

17

↑ 112.5% YoY



Closed Sales

2

↓ -60.0% YoY



Average Days on Market

44

↓ 88 days less YoY



Average Days to Close

33

↑ 2 days more YoY



Median Price

\$312,500

↓ -39.3% YoY

Source: Texas REALTORS®
Stats for New Construction Only.



Pflugerville

Quick Look Market Report

June 2024

 **Months of Inventory**

2.7

↓ -2.5 YoY

 **Active Listings**

41

↓ -42.3% YoY

 **Closed Sales**

15

↓ -34.8% YoY

 **Average Days on Market**

98

↓ 21 days less YoY

 **Average Days to Close**

51

↓ 16 days less YoY

 **Median Price**

\$471,100

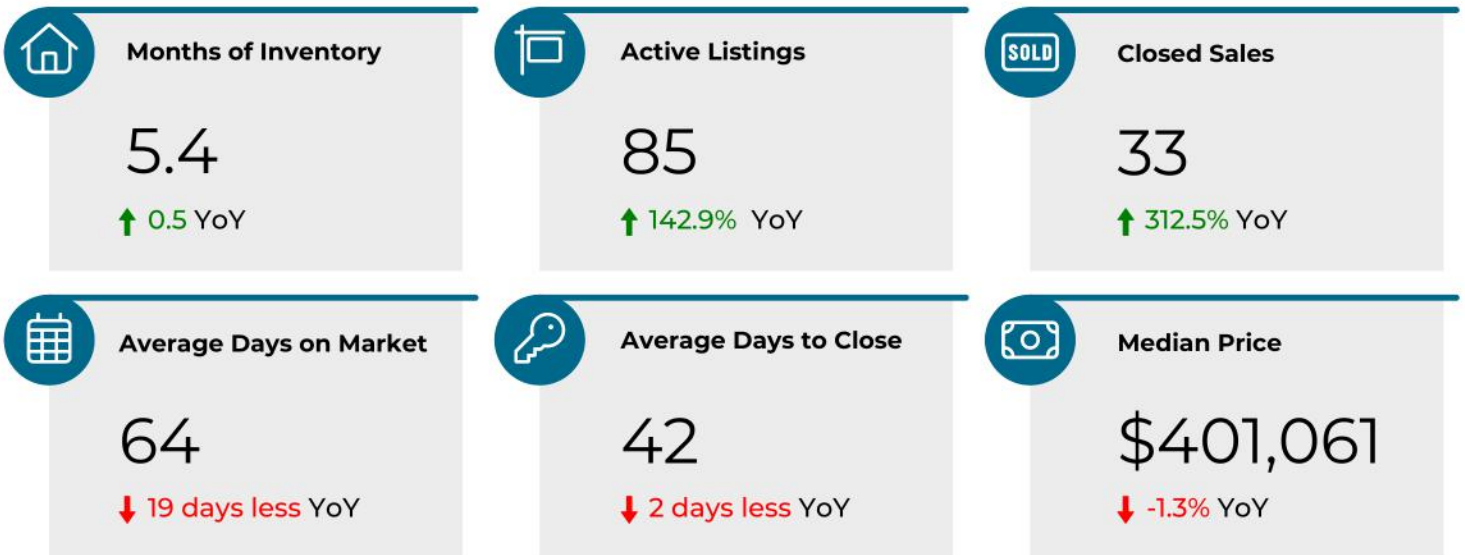
↑ 0.5% YoY

Source: Texas REALTORS®
Stats for New Construction Only.



Round Rock Quick Look Market Report

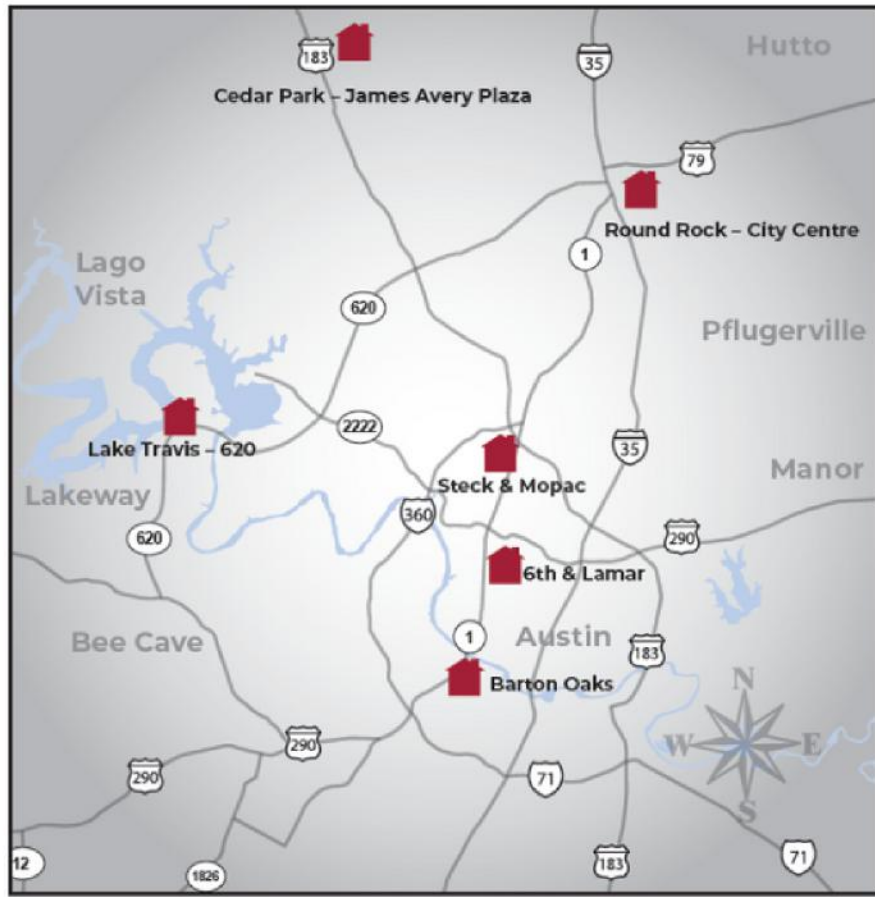
June 2024



Source: Texas REALTORS®
Stats for New Construction Only.

TRUST OUR TEAM

TO GUIDE YOU IN THE RIGHT DIRECTION



6th and Lamar

524 N Lamar Blvd.
Ste 200
Austin, TX 78703
(512) 472-8421 main

Cedar Park at James Avery Plaza

6300 183A Frontage Rd
Ste 280
Cedar Park, TX 78641
(512) 254-7678 main

Round Rock – City Centre

559 S IH-35
Ste 300
Round Rock, TX 78664
(512) 582-4900 main

Barton Oaks

901 S MoPac Expy
Bldg III, Ste 100
Austin, TX 78746
(512) 472-9231 main

Lake Travis – 620

1313 Ranch Rd 620 S
Ste 101
Lakeway, TX 78734
(512) 263-5651 main

Steck and Mopac

8200 N Mopac Expy
Ste 100
Austin, TX 78759
(512) 795-8434 main



stewart.com/Austin



TITLE

© 2024 Stewart. All rights reserved.