

4000 SERIES COUNTER- BALANCED TRUCKS

SIT-DOWN

RAYMOND





BUILT TO PERFORM. DESIGNED TO WORK TOGETHER.

For 90+ years, Raymond® has built a reputation based on top-notch quality, reliability and exceptional customer service.

We design and build the best lift trucks in the business. We provide technologies, systems and solutions that bring day-to-day warehouse and distribution operations to a new level of performance. And we support customers with a network of skilled service centers and technicians unmatched in the industry.

From our eco-efficient trucks and telematics to our warehouse optimization and flexible financing, Raymond's big-picture approach and precisely targeted solutions are designed to adapt and grow with your business.

Our innovations in energy savings, space utilization, ergonomics, manufacturing quality and fleet optimization – combined with our best-in-class products and services – work together to increase efficiency and lower costs throughout your material handling operations.

Raymond stands ready to help you run better and manage smarter – end to end.

POWER THROUGH EACH TASK

Designed to work as stand-alone products or as part of an integrated material handling solution, the Raymond 4000 Series sit-down counterbalanced trucks offer the comfort, durability and maneuverability to efficiently handle a wide array of tasks around the warehouse, from heavy-duty dock operations to packing and shipping applications.

Powerful, reliable and adaptable, these 3 and 4-wheel electric vehicles offer a variety of capacities, configurations, masts and attachments to suit the specific needs of your facility and operation.

3-WHEEL OVERVIEW

Fast, powerful and highly maneuverable, the Raymond 4460 3-wheel sit-down counterbalanced truck features a low profile and excellent operator visibility for exceptional performance and productivity in confined spaces such as trailers, ramps and stacking areas.

IDEAL APPLICATIONS:

Dock operations (trailer loading/unloading)
Long-distance transport
Put away
Racking

SPECIFICATIONS:

Voltage	36V & 48V
Capacity	3,000 - 4,000 lbs.
Height: 3-Stage Mast	227"
Height: 4-Stage Mast	276"
Travel speed (unloaded)	8.8 mph (36V) 9.3 mph (48V)

+ optimized operator comfort
with a spacious compartment featuring a fully adjustable seat and tilt steering wheel column with memory adjustment

+ faster, smoother operation, longer battery life, and reduced downtime
with Raymond's exclusive ACR System™

+ quicker pallet positioning
with integral sideshift that allows sideways movement of the forks to handle loads that may not be aligned with the truck

+ minimized maintenance and maximized reliable operation
with oil-cooled disc brakes that keep dirt out and eliminate brake dust and debris

+ superior flexibility and reliability
with programmable speeds to suit different operators and applications

+ faster battery changes and less downtime
with optional right hand side battery rollout

+ increased productivity and decreased product damage
with an open view 3-stage mast offering a clear line of sight to the load (TT Mast only)

+ greater control and superior uptime
with an interactive digital display showing real-time truck performance information

+ time-saving operation
with cowl-mounted hydraulic controls that allow access to the truck from either side



+ increased productivity and decreased product damage

with an open view 3-stage mast offering a clear line of sight to the load (4,000 lbs. and 5,000 lbs. capacity)

+ quicker pallet positioning

with integral sideshift that allows sideways movement of the forks to handle loads that may not be aligned with the truck

+ faster, simpler maintenance

with tool-free floorboard access to the hydraulic tank

+ enhanced operator comfort and productivity

with a spacious compartment featuring a fully adjustable, cushioned seat, tilt steering wheel and foot-activated parking brake

+ interactive digital display

provides instant multi-function access to the truck's performance and operating systems, helping you work more efficiently

+ time-saving operation

with cowl-mounted hydraulic controls that allow access to the truck from either side

+ faster, smoother operation, longer battery life, and reduced downtime

with Raymond's exclusive ACR System™



4-WHEEL OVERVIEW

The Raymond 4750 4-wheel sit-down counterbalanced truck is designed with rugged masts, heavy duty AC drive and lift motors, excellent visibility and operator comfort making this truck the perfect fit between man and machine.

IDEAL APPLICATIONS:

Bulk and block storage
Dock-to-stock applications
Dock operations (trailer loading/unloading)
Storage retrieval

SPECIFICATIONS:

Voltage	36 & 48V
Capacity	4,000 - 6,000 lbs.
Height: 3-Stage Mast	233"
Height: 4-Stage Mast	278"
Travel speed (unloaded)	10.6-11.2* mph (36V) 11.5-12* mph (48V)

**based on truck capacity*

A WORKHORSE FOR YOUR WORKFLOW.

Raymond sit-down counterbalanced trucks are designed and engineered to help you get more done in less time. With improved acceleration and programmable travel speeds, the 4460 and 4750 can dramatically shorten your cycle times from dock to stock for optimum efficiency.



CUSTOMIZED, PERSONALIZED CONTROL

Truck parameters, such as maximum speed, can be programmed to suit specific operators and applications, increasing productivity and reducing product damage.




PRECISE LOAD CONTROL

Quick response steering and smooth hydraulics enhance truck control and give operators a better feel for the task at hand.



LOWER COSTS, HIGHER PRODUCTIVITY

Proprietary and proven ACR System leverages the industry's latest technology to deliver quicker acceleration, superior performance and greater energy efficiency.



FASTER, SIMPLER PALLET POSITIONING

Integral sideshift allows sideways movement of the forks to pick up loads and fill slots that may not be aligned with the truck.

VISIBLY SUPERIOR DESIGN

Engineered with Raymond's exclusive open view mast, 4000 Series sit-down counterbalanced trucks provide the visibility needed to maximize operator confidence, and minimize damage to racks, products, and facilities. It's easy to see what makes these trucks so productive.



Overhead guard design provides operators greater visibility at elevated heights.



Excellent fork and load visibility simplifies block stacking and rack interface.



Open view mast provides the best line of sight for the task at hand.



SIT BACK, RELAX AND BE MORE PRODUCTIVE.

It's easy for anyone to get comfortable with the 4460 and 4750. Designed with a spacious, easy-to-access compartment, the trucks feature adjustable, full suspension seats, ergonomically placed controls and excellent visibility in all directions for greater operator comfort, convenience and confidence.



BETTER VISIBILITY, SUPERIOR PRODUCTIVITY

Unique open view mast offers enhanced load visibility, increasing efficiency while reducing product damage. **TT (3-Stage Mast Only)*



SIMPLE, EFFICIENT OPERATION

Easy-to-reach controls allow effortless, comfortable operation of the truck's lift, lower, tilt and sideshift capabilities.



FULLY ADJUSTABLE SEATING

Customizable settings for back tilt, full suspension, operator weight, and lumbar support offer tailored comfort for each operator.




MORE COMFORTABLE STEERING

Adjustable tilt steering column offers superior comfort and ergonomics for all types of operators.

ENGINEERED FOR EFFICIENCY. BUILT FOR YOU.

The perfect tool for the job. That's what you get when you add Raymond's customization capabilities to our lineup of sit-down counterbalanced trucks.

Available in a variety of capacities and configurations, the 4460 and 4750 come with a wide selection of masts to adapt to your height requirements and multiple attachments—from fork positioners to clamps—to handle even the most specialized applications. Cold storage conditioning is also available for all models to ensure reliable, long-lasting operation in refrigerated warehouse environments.




AUTO TILT CENTERING

Stack and retrieve loads more quickly by automatically positioning the forks perpendicular to the mast with the touch of a button on the tilt lever.



BATTERY COMMONALITY

Run more efficiently—and cost-efficiently—by sharing batteries with your existing fleet. *4750 has dual voltage 48 and 36 volt. 4460 has unique 48 or 36 volt.*



SPECIALIZED LOAD HANDLING

Simplify even the most specialized of applications with a wide array of attachments.

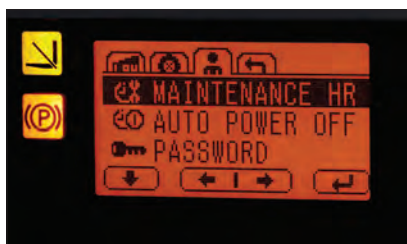


SUPERIOR MANEUVERABILITY AND CAPACITY

Integral sideshift minimizes truck head length for greater agility.

HIGH PERFORMANCE. LOW MAINTENANCE.

At Raymond, we understand the impact of upkeep on uptime. Maintenance needs to be minimized if productivity is to be maximized. That's why we engineer long-lasting, low-maintenance trucks that will keep your business running day in and day out, year in and year out. With fewer parts, innovative technologies and smarter materials, our sit-down counterbalanced trucks are ready to meet your needs today and in the future.



DIAGNOSTICS TO DECREASE DOWNTIME

Onboard diagnostics monitor performance and simplify service so repairs can be made more quickly and accurately.



NO-TOOL FLOORBOARD

Increase uptime and decrease maintenance costs with quick, easy tool-free access to the hydraulic tank and components.



FEWER PARTS, LOWER COSTS

Robust AC drive and lift motors feature fewer wearable parts to deliver greater uptime, more performance per battery charge and lower maintenance costs.



ACCESSIBILITY EQUALS SIMPLICITY

Convenient battery hood holds open at almost 90 degrees and features an assist damper for easy access and maintenance. *(4750 only)*

WE MAKE THE TRUCK. YOU MAKE IT YOURS.


With a range of options, attachments and accessories, Raymond makes it easy to adapt the 4460 and 4750 to your specific requirements. Our nationwide network of Sales and Service Centers will work with you to determine exactly what you need. And our cold storage test facility will ensure every solution you choose will deliver uncompromising performance and reliability in even the harshest environments.

**For additional information consult the Features Brochure for Raymond Trucks and Tow Tractors.*



TEMPERATURE-TAILORED TRUCKS

Raymond's cold storage conditioning matches hydraulic, mechanical and electrical components to different temperature levels for peak performance in all cold storage warehouse applications.



TAKE A LOAD OFF YOUR MIND

Specialized attachments such as fork positioners, slipsheets and carton clamps simplify the handling of all load types, shapes and sizes.



LIGHTEN YOUR WORKLOAD

Keep your operation running smoothly while reducing operator eyestrain in low-light conditions with long-lasting LED work lights.



NON-MARKING TIRES

For clean environments or operations that require high appearance non-marking tires are the perfect fit.



+ warranty coverage

Raymond Asset Protection™ is Raymond's industry-leading warranty that begins with a Standard Warranty – coverage that starts the moment the new truck arrives at your facility. Additional coverage options are available; select the option that fits your fleet so you can maximize performance while locking in affordable, predictable service costs.*

**For complete details, refer to the Raymond Standard Warranty.*



+ maintenance

Designed to fit your budget, Raymond offers three plans specific to your needs which you can tailor for individual trucks or entire fleets: contract maintenance, comprehensive fixed-price maintenance and scheduled maintenance audit.



+ expert technicians

For those customers who have lift truck technicians on-site, Raymond offers Customer Technician Courses. Training is available at Raymond headquarters, at your facility or your local Raymond authorized Sales and Service Center.



+ parts

Raymond Parts™ is the industry's most comprehensive one-stop shop for world-class lift truck parts. Raymond is committed to meet all your parts and supply needs, regardless of the make or model of the truck. We sell only the highest quality parts that meet or exceed OEM quality standards.



+ financing

For an outstanding and flexible Raymond equipment solution, your Raymond Sales and Service Center and Raymond Leasing Corporation deliver what your business needs – the equipment you need to grow, at fixed costs. Raymond offers low ownership interest rates and variety of affordable and flexible lease options.



+ pre-owned lift trucks

Raymond RENEWED™ offers certified, pre-owned electric lift trucks that have undergone a rigorous quality inspection and reconditioned with genuine OEM parts from top to bottom. Every truck is delivered with full warranty coverage.



+ iTRACK®

The iTRACK Asset and Cost Management System helps to reduce your overall cost of ownership. It provides accurate, actionable maintenance data and reports—from individual assets, to a fleet at a single location, or across your entire enterprise. iTRACK is your anytime, anywhere web-based asset management system.



+ rentals

A Raymond rental is the smart and economical solution to meet your interim material handling needs – whether you are looking for seasonal rentals, unplanned peaks in activity, replacing trucks for scheduled repairs or waiting for delivery of new equipment. Or, if you just want to establish the value of the equipment before purchasing or leasing.



+ iWAREHOUSE®

iWAREHOUSE delivers the industry's most comprehensive and scalable fleet telematics solution. From battery monitoring and impact management to vehicle and operator utilization, electronic checklists, labor management and professional services – iWAREHOUSE gives you all the tools and insights you need to run more efficiently, reliably and profitably.



+ training

Studies have shown that effective operator training can help improve how your operation runs. Designed to help you protect your people, equipment and materials, Safety on the Move® can assist in satisfying the OSHA mandate to train your operators.



FROM FLEET TO FINANCE, WE'VE GOT YOU COVERED

In warehouse management, the bottom line is the bottom line. And because efficiency works best when it works end to end, everything Raymond offers is built to work together.

- + Trucks and Training
- + Fleet Maintenance and Parts
- + Warehouse Optimization System
- + Certified, pre-owned lift trucks and Rentals
- + Industry Leading Warranties
- + Flexible Financing Solutions

From initial consultation to custom-designed solutions to long-term product and operational support – and with a network of more than 100 Sales and Service Centers – Raymond provides unmatched, world-class support tailored to meet your needs, help you drive down costs and run your business better and smarter.

RUN BETTER. MANAGE SMARTER.®

At Raymond, our aim is to deliver the utmost quality and to work for continuous improvement every day, in every aspect of our business. We are proud of what we build. We are proud of the level of service we provide to keep our customers' business up and running. We take pride in our commitment to our customers through our end-to-end approach in helping them find smarter, more efficient, and more effective solutions.

We value the trust that Raymond has earned through decades of proven performance and hands-on innovation. Since the patenting of the first hand-pallet truck to the invention of the reach truck to our pioneering work in narrow aisle operations and beyond, Raymond has led the way in providing customers with the tools and expertise to improve their business.

IF YOU'RE LOOKING FOR A PARTNER WITH THE TOOLS AND EXPERIENCE TO HELP YOU RUN BETTER AND MANAGE SMARTER, LET'S TALK.

PO Box 130
Greene, New York 13778-0130

Toll free 1-800-235-7200
Fax 1-607-656-9005

www.raymondcorp.com

Due to continuous product improvements, specifications are subject to change without notice. Some systems and features shown are optional at extra cost. ACR System, Raymond, Safety On The Move, Raymond Asset Protection, Raymond RENEWED, Raymond Parts, iTRACK, Run Better. Manage Smarter. and iWAREHOUSE are U.S. trademarks of The Raymond Corporation.

©2018 The Raymond Corporation
Printed in USA
SIPB-1052C 1218

RAYMOND