

Redefining Comfort & Precision

The Pinnacle of Dental Excellence!"

anthos
ENJOY THE DIFFERENCE



CLASSE A3 PLUS CONTINENTAL INTERNATIONAL

**im
prove.**



improve potential.

Classe A3 Plus : Anthos world improves your potential by adding the extra safety, reliability, flexibility and functionality that are key to meeting every clinical need.

improve quality.

Outstanding construction quality, cutting-edge technology, excellent operating ergonomics, patient comfort. Classe A3 Plus, a clever investment to secure advantages well beyond the usual standards.

improve performance.

Classe A3 Plus offers a wide range of specific operational features that raise the bar of the dental unit's performance profile. The unit's features can be customised for maximised results.

CLASSE A3 PLUS

The Digit control panel layout, complete with X-ray viewer, is easy to read and includes several features. Access to the settings of each individual instrument, patient chair and integrated devices is fast, user-friendly and can be viewed on the alphanumeric display unit. Its design maximises operational ergonomics, making the operator's work easier.



ISO 9001:2008 EN ISO 13485:2012

Simple, intuitive operation

Touch screen display.

The control panel surface, protected by capacitive glass, can be easily disinfected. Quick adjustment of Speed/Power with numerical indication & other signals (bottle, light etc.) Clean button is also available




Maximised Adaptability

Continental :

- ✦ The redesigned dentist's module and arms system allows the operator to work in any operating position. Classe A3 Plus responds ergonomically to every clinical need
- ✦ Up to 6 instrument arms
- ✦ Each instrument has retraction valve system to avoid cross contamination



New instrument lever design - with shorter vertical footprint to reduce interference with the operating light and ensure increased instrument outreach.



ISO-JOINT Ergonomics / Trendelenburg Position : New ISO-JOINT geometry, compensated backrest-seat movement maximises comfort and minimises sliding of the patient's head. Easy to maintain Trendelenburg position in case of any emergency. Easy maintenance of Cradle position enhance comfort of patient.

Vertical travel and lifting capacity. A long vertical travel (37-80 cm) makes it easier to provide treatment in comfort and allows easy patient chair access for the elderly. The patient chair is certified to lift patients weighing up to 190 kg.



Operational ergonomics and patient comfort are the natural outcome of the unit's design.





Improved Productivity

Micromotors (Optic) :

The supplied model i-MMr (3.3 Ncm) is also available. Speeds can set between 100 and 40,000 rpm.

Able to cover every modern dentistry need, light weight, balanced fiber optic lighting.

Scalers (Optic) :

With LED handpieces compatible with the best tips on the market. Effective & Safe, excellent for supra & subgingival application.



Condensate drain at chair front :

For absorption of extra moisture in the compressed air & enhance life of the chair.

Syringes:

Ergonomically-shaped 3 way syringe are available in delivery unit as well as assistant arm.



TFT Clamp with Multimedia Cable :

Provides easy installation of monitor for flexible dental operation

Headrest :

In addition to an adjustable 2-axis version with mechanical lock.



Protected Environment

Safe clinical environment for the patients, the operating team and the dentist, thanks to a wide range of integrated, optional hygiene systems. Automatic devices that prevent contamination and design features that minimise the risk of cross-contamination.



Filter :

Large double-chamber filter ensuring greater suction system efficiency

Dentist's Module Handle :

The Continental dentist's module handle can be removed and autoclaved



Adjustable Knob in the Delivery Unit Arm

For easy adjusting while performing dental procedure & prevent any displacement of the unit.

Chair Safety

Safety feature at chair base, backrest & assistant arm to avoid any unwanted mishap.



Cuspidor Bowl Unit

Ceramic spittoon, it can be completely disassembled for effective sanitization. Removable & disinfectable cup filler & cup holder units.

Complete Solution



Removable Support :

On the Continental module, the instrument support can be removed and disinfected to avoid cross contamination.

Upholstery

Easy-to-sanitise seamless, durable upholstery. It is softer & more comfortable. Greater resistance to tears & dirt.



Foot Control

Foot controls with multiple functions. These allow activation of Zero position / Chip air & chip water / Joystick for dental chair movement / Instrument speed & power adjustment i.e. pressure operated foot control / rinsing position.

Stop Vacuum

Device integrated in the patient chair base: when pressed it stops suction without the user having to replace the cannulae in the holders.



Venus Plus L-LED

With hermetically sealed front screen, enables on-off control also via an infrared sensor and features adjustable light intensity from 3,000 to 50,000 Lux with 5000K colour temperature. Power adsorption- low

Assistant Arm

3 Slot Assistant Arm : low & high vacuum suction. Control Panel on Assistant side for easy operation.



CLASSE A7 PLUS CONTINENTAL INTERNATIONAL

expand.



expand comfort.

Planned spaces, coordinated movements and perfect shaping. Geometry and ergonomics designed to improve every minute spent around the patient chair. Comfort for all: dentist, assistant and patient

expand technology.

Advanced technological functions, perfect control via the multitouch panel, latest generation systems such as voice control. Together, they enhance the user experience and meet even the strictest clinical requirements.

expand opportunity.

Outstanding performance, aesthetic and ergonomic personalisation & authentic versatility to meet the widely differing needs of an ever evolving pool of de

CLASSE A7 PLUS

The Right Rapport Instils Trust

SHARING

Patients who feel reassured and at ease are more likely to be on board with the treatment plan. Classe A7 Plus has been designed for dentists who value effective communication and patients who need to feel they're in safe hands. An on-board multimedia system helps the dentist illustrate and contextualise the treatment plan and motivate the patient



COMFORT

A welcoming surgery and a patient chair with an anatomical design that maximises comfort also play a role in establishing a constructive dentist-patient relationship. Classe A7 Plus is the positive energy at the centre of the surgery. A source of trust, it carries professional performance to the next level.



CLASSE A7 PLUS

Precision Control

USER-FRIENDLINESS

Available in two versions - the as-standard Full Touch Clinic or optional Full Touch Multimedia - the instrument panel lets dentists control unit body functions and personalise all integrated device parameters at a touch. The 7" multitouch HD screen offers immediate data display and can, on the Continental model, be rotated from vertical to horizontal.

The Clinic instrument panel controls patient chair movement, displays data for conservative, endodontic and implantology work; it is also used to manage hygiene devices and other accessory services. On the Multimedia version images and videos can be displayed. The protective glass is impact and water-resistant and can be disinfected easily and safely.



Voice controls.

Available as an optional, the voice assistant optimises 'patient chair time', minimises physical contact with accessory systems and streamlines tasks performed without an assistant

Easy to use.

Intuitive on-screen graphics speed up work. Smartphone-like operation makes for an extremely simple, up-to-the-minute user experience. Available as an option on Continental, the LEFT SIDE PACK configuration lets the instrument control panel be used to the left of the dentist's module



NFC connectivity

Simply bring the supplied bracelet close to the dentist's module to access the dental unit software, which features personalised settings for up to 20 users. Optional system.



Multimedia control panel.

Camera-captured images and X-rays acquired via the integrated system can be displayed in HD.



USB

A convenient USB port lets individual dentists save and download their personalised settings, a feature that's extremely useful in surgeries with two dentists or more. Acquired images can also be downloaded.



Images and video

The Multimedia control panel can also be used to watch dental unit use and maintenance clips.



CLASSE A7 PLUS

Anthos Connect

REMOTE ASSISTANCE

All products in the Anthos dental unit range are equipped with an integrated device that allows internet connection. This means the practice can rely on a real-time remote diagnosis and technical support service. Moreover, Di.V.A.* (digital virtual assistant) lets dentists track use of the dental unit, the instrumentation and the completed disinfection cycles, all on a simple dashboard. Just open any browser to access the digital virtual assistance services website. Constantly updated, these services are available on the cloud, are specific to the purchased model and do not require any software downloads.



General use

It's possible to monitor usage of a single dental unit or the complete installed machine pool. This means a dental practice owner or a dental practice chain can track how their dental units are being used, as quantified by the optional sensor that detects patient presence or operating light activation.



Disinfection cycles.

The Di.V.A. tracks frequency of hygiene system use. It logs each system start to build up a record of performed disinfection cycles. Useful for in-practice inspections, it also estimates consumption and monitors effective reactivation of equipment.

Using the instruments.

The dashboard lets users monitor how the integrated instrumentation is actually used, info on individual instrument workmodes (Conservative, Endo, Implant) included. This helps estimate maintenance requirements or assess the need for upgrades on some machines



Patient sensor

The patient sensor gathers and processes statistical data on dental unit use; the information is transmitted to the Di.V.A. and displayed on the dashboard



Voice controls

on/off and adjust the operating light and activate programmed patient chair movements. It can also start the timer when performing clinical procedures such as impression-taking. If the dental unit is connected to the PC, voice control can be used to interact with the image management software, open patient folders and save camera or integrated X-ray sensor images.

Tutorials and user manuals

Thanks to Di.V.A., users can access tutorials specific to the purchased model (e.g. a video showing how to disassemble the cuspidor bowl or fill the tanks used for disinfection). Users also have direct access to the constantly-updated online use and maintenance manual.



CLASSE A7 PLUS

Integrated Implantology Module

Integration

Intuitive on-screen graphics speed up work. Smartphone-like operation makes for an extremely simple, up-to-the-minute user experience. Available as an option on Continental, the LEFT SIDE PACK configuration lets the instrument control panel be used to the left of the dentist's module



i-MMs Micromotor

Autoclavable and easy to handle, the i-MMs micromotor, paired with the EVO R20L contra-angle, can deliver up to 70 Ncm of torque, providing a perfect response to the implantologist's every need. The software allows precise, safe control of speed and torque.



EVO R20L Contra Angle

Designed for implant surgery. Can be removed, autoclaved and heat-disinfected. Features internal cooling and external spray. LED lighting is powered by an integrated generator.



Peristaltic Pump

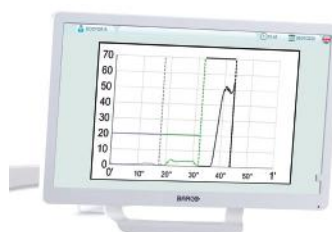
Controlled by the Full Touch control panel, the peristaltic pump is incorporated on the dentist's module, thus eliminating the bulk of modules, carts and rheostats.



Torque Curves

This function allows constant monitoring of the torque delivered by the micromotor and provides a complete report on each stage of treatment.

Exportable via USB stick: the .csv format is used for academic assessment, the PDF provides a document to be kept in medical records and the .png file is perfect for fast viewing on the Multimedia display. The clinical information highlighted by this function provides sound support for any subsequent treatment on adjacent or contralateral teeth. Moreover, implant tightening torque is recorded as it may be included in the surgery documentation.



CLASSE A7 PLUS

Equipped For Endodontics

APPLICATIONS

The Classe A7 Plus provides a comprehensive system of endodontic applications that optimises root canal treatment ergonomics. This system includes a micromotor, an integrated database of suitable contra angles and endodontic files, Autostop-Autoreverse-Autoforward functions and an electronic apex locator. All of these can be precision-controlled via the Full Touch panel. Essential data is displayed during treatment, ensuring complete control.

The software automatically sets torque and speed; alternatively, dentists can set values according to personal requirements.



i-MMs Micromotor

Light, compact and fully autoclavable.
Fine, precise torque adjustment.



Contra-angle

With a 4:1 reduction ratio, the EVO E4 can be autoclaved and heat-disinfected. A miniaturised head aids access to difficult-to-reach treatment zones.



Apex locator

The apex distance is indicated on the display during the root canal instrumentation phase.

The nearing of the apex is verified by the ENDO Software. Once the apex is reached, the Apex-Stop function interrupts micromotor rotation.



Reciprocating mode

A combination of reciprocating mode (i.e. alternating rotation movement) and the EVO E4 contra angle allows use of RECIPROC®, RECIPROC BLUE® and WAVEONE GOLD® endocanal files. The endodontic file identification trademarks are not owned by Cefla or any of its associated companies.

CLASSE A7 PLUS

Beyond Light

FLUO MICROMOTORS

In addition to improvements that reduce both weight and noise, Anthos micromotors are now available with FIT (Fluorescence-aided Identification Technique) technology to detect any composite materials in the teeth. Activating the UV LED lights incorporated in the micromotor highlights all composite materials to distinguish them clearly from natural tooth. In the case of old composite that needs to be reworked, this visual aid helps dentists shorten treatment times and operate more precisely and safely.



Easily Visible

The composite material on the surface of the tooth is revealed by the UV LED light. This lets dentists remove post-restorative or cementing composite material and all direct and indirect excesses/ overflows with precision.



For Orthodontists

Following the completion of fixed brace treatment, after bracket removal, identifying excess composite material is simpler and more effective if the material is clearly highlighted by the fluorescence-activating LED light emitted by the micromotor.



Aesthetic Treatment

Following the completion of fixed brace treatment, after bracket removal, identifying excess composite material is simpler and more effective if the material is clearly highlighted by the fluorescence-activating LED light emitted by the micromotor.

CLASSE A7 PLUS

More space, Greater Comfort

SPACES

Sliding movement.

Tapered patient chair shaping provides dentists with optimal ergonomics. With the Sliding function the dentist no longer has to reposition light and instruments during treatment, thus maintaining the work zone set-up. Backrest movement is synchronised with forward seat shift, ensuring dentists enjoy operating space savings in the 12 o'clock zone. Moreover, patients - who perceive a reduced sense of on-back compression - enjoy greater comfort than on traditional chairs.



Soft Motion Technology

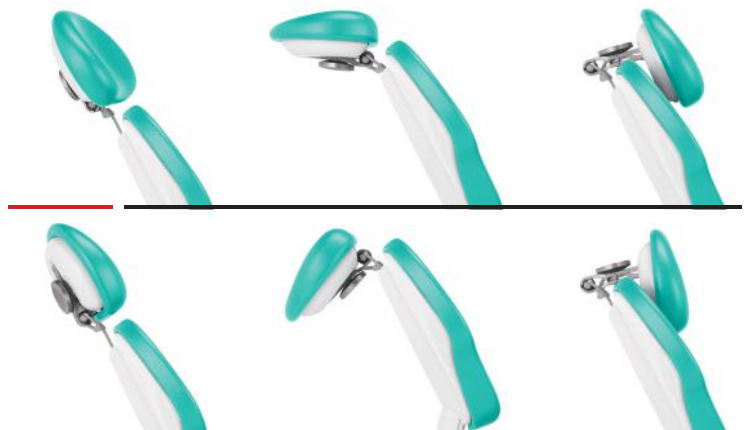
With Soft Motion technology, start and stop movements are gradual, fluid and virtually without vibration or noise. From the patient's viewpoint, this is particularly relaxing.

Slow Mode.

Available as an option with Soft Motion, this mode lets dentists make extremely fine patient chair movements. These almost imperceptible adjustments are extremely useful during implantology work or while using the microscope.

SHAPING

Backrest: the backrest guarantees patient comfort and easy access. is particularly relaxing.



Headrest

The optional Comfort headrest faithfully follows the patient's anatomy. Orbital 3-axis movement allows perfect positioning of the head, ensuring patient comfort during prolonged treatment sessions.

CLASSE A7 PLUS

Reflecting The Surgery's Personality

UNIT BODY

Compact and cleanly designed, the unit body has four optional colour variants to emphasise the individuality of the surgery.

It gives the treatment area a unique touch of style. The heat-moulded seamless upholstery is of outstanding quality and available in 14 different colours. Optional Memory Foam padding offers patients an exclusive wellness experience. Swivel armrests offer comfort and feature inserts that match the upholstery.



COLOURS

102	198 Atlantic blue	134	184 Japanese wisteria
113	183 Pacific blue	103	182 Nevada yellow
106	196 Mediterranean blue	123	193 Polynesian green
136	186 Indian blue	101	197 Caribbean green
135	194 Venetian red	137	187 Satin silver
115	195 Scottish salmon	121	199 Anthracite grey
132	192 Blueberry violet	130	180 Graphite black

Standard Upholstery



Memory Foam Padding

CLASSE A7 PLUS

Optimisation Of Space

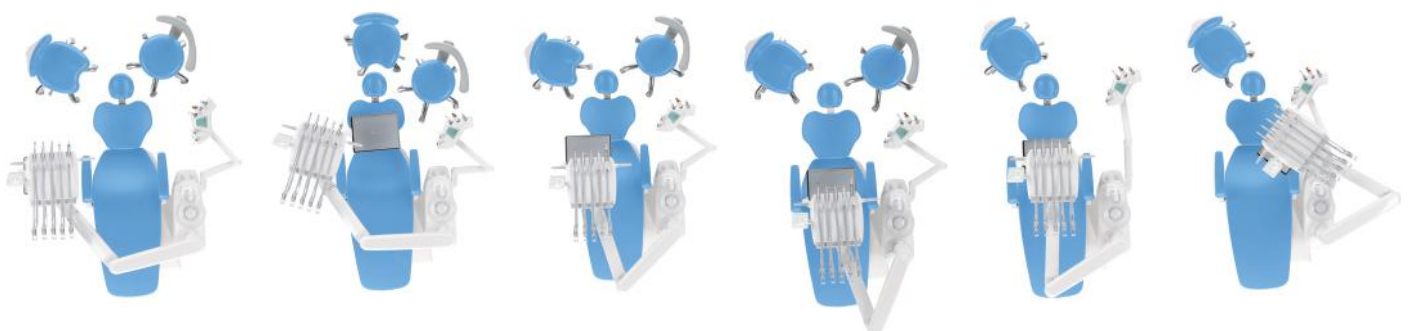
FLEXIBILITY

The streamlined Continental module is light and compact while the instrument levers, designed to reduce vertical bulk as much as possible, minimise interference with the operating light and allow considerable extension. Each lever has individually adjustable traction force and balance. Equipped with the option of SideFlex technology, the instrument levers ergonomically follow sideways tubing movement. The coupling reduces on-wrist traction and fatigue while optimising instrument recovery from every working position.



Exceptional Ergonomics

Whatever the treatment zone, positioning is easy and ergonomic thanks to the broad excursion of the new, more compact module arm system and its pneumatic vertical release mechanism. For example, the transthoracic operating position can be reached with ease.

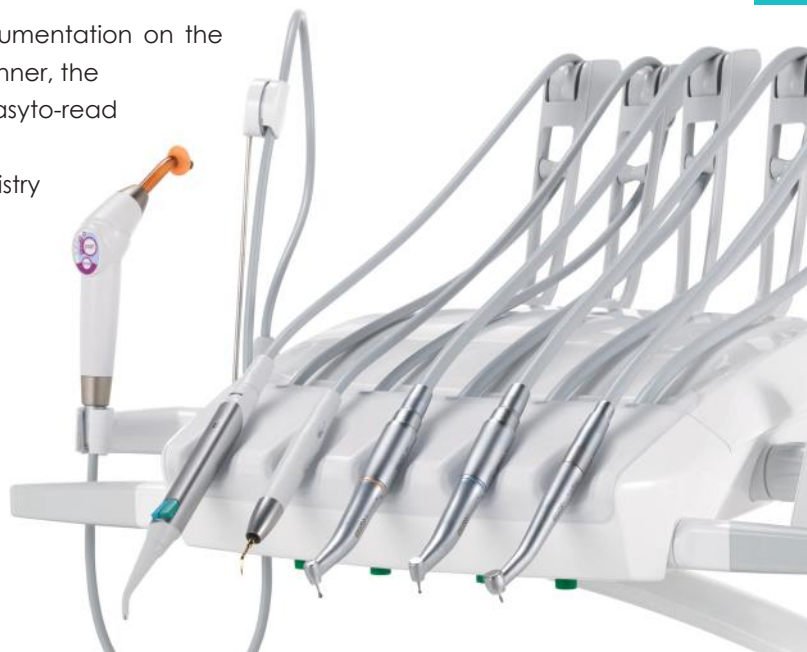


CLASSE A7 PLUS

Excellent Clinical Performance

CONTROL

The 7" Full Touch panel can be used to control the instrumentation on the dentist's module. It does so by piloting, in a userfriendly manner, the work modes of each individual instrument and providing easy-to-read real-time info. Turbine, micromotor, scaler, curing light and intraoral camera settings can be adjusted for specific dentistry specialisations. An intraoral camera or curing light can be added as the sixth instrument.



POTENTIAL

In addition to their outstanding performance, full integration of instruments with dental unit electronics ensures users are able to exploit their full potential. Parameters can be personalised according to the specific discipline and/or dentist's profile. Together with its instrumentation, the Classe A7 Plus constitutes a powerful tool for the dentist and the surgery as a whole.



FLUO micromotor.

Available as an option on both micromotors, UV LED light highlights composite materials.



Micromotors

Two versions: i-MMr (3.3 Ncm) with LED; i-MMs (5.3 Ncm) with LED lighting, ready for endodontic and implantology treatment. From 100 to 40,000 rpm.



Scalers

With or without LEDs, handpieces compatible with the best tips on the market. Highly useful in ENDO mode as root canal treatment instruments.



Turbines & contra angles

Dentists can use a broad range of turbines and contra angles for specific dentistry tasks.



Syringes

Ergonomically-shaped 3 and 6-way syringes are available. The metal syringe body and the tip (both straight and angled versions are available) can be removed and autoclaved.



T-LED

Maximum ergonomics. Thanks to the swivel grip. 6 polymerisation programmes and autoclavable fibre optic light guide.



HD camera

The C-U2 has glass optics and a LED light diffuser. It incorporates an HD 16:9 sensor that captures high definition clinical images.

CLASSE A7 PLUS

Infinitely Adjustable Light

LIGHTING

Proper lighting of the treatment area is a must. Venus LED MCT is a cutting-edge operating light with multiple adjustments that ensure perfect lighting of the oral cavity in every circumstance. Equipped with a 3-axis joint, it provides outstanding depth of field and a broad spotlight. This minimises the need to reposition the lamp during treatment. A Colour Rendering Index (CRI) of over 95 (on a scale of 1-100) ensures ultra-high colour fidelity.



The LED light source emits 3 different colour temperatures (Multi Colour Temperature, MCT). Users can select the right lighting for their specific clinical disciplines. 4 300K warm light for surgical treatment, 5 000K neutral light for conservative dentistry and 5 500K cool light for realistic colour capture. "Curing Mode" mode prevents premature compound polymerisation and lets dentists maintain optimal illumination of the treatment area. Completely watertight, the Venus LED MCT can be efficiently sanitised. Handles are removable and autoclavable.

Voice controls.

Where available, the voice control system can be used to switch the light on/off and select the mode



Sensor

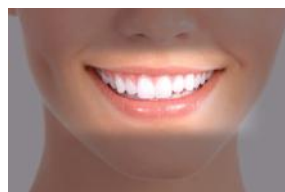
Light intensity is adjustable up to 50,000 Lux and can be modulated via the "no touch" sensor.

Curing Mode

This function modifies light wavelength to prevent pre-polymerisation of the compounds, imultaneously ensuring optimal lighting.

Light colour.

All temperature variations - from warm to neutral or cool or vice versa - can be activated with ase so the operating area is always lit correctly in keeping with the specific treatment. Optimal light beam efficiency minimises shadows in the oral avity.



CLASSE A7 PLUS

Obtaining Informed Consent

SHARING

Patient involvement, rapid diagnosis and images that document the outcome of treatment all help strengthen the dentist-patient relationship. Above all, real-time sharing of images and X-rays not only allows fast assessment of a patient's state of health, it also optimises workflow, saves time and helps dentists illustrate and contextualise the treatment plan to obtain patient consent.



Intraoral camera.

Equipped with an HD 16 : 9 sensor, perfectly compatible with the 22" monitor. LEDs with light diffuser.



Macro Cap.

Ultra-high resolution magnification of up to 100x. Three additional, high purity glass lenses optimise lighting of details located close to the

Multimedia communication

On the Multimedia version, images and digital X-rays can be managed directly on the 7" display. They can also be transferred from the control panel to the integrated monitor or an external PC.

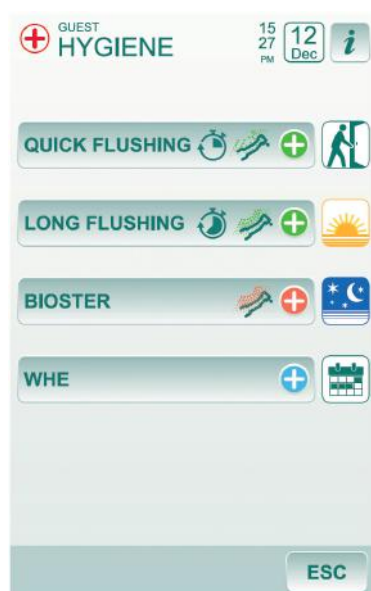


CLASSE A7 PLUS

The Efficiency Of Integrated Systems

SAFETY

Thanks to its advanced hygiene systems, the Classe A7 Plus ensures safety in the workplace. Safety for patients, personnel and the dentist. Any risk of cross-contamination or internal ducting contamination is minimised by the use of one or more devices. The Full Touch panel gives users full control over sanitisation cycles. Use of the W.H.E. system, together with an intensive BIOSTER disinfection cycle, has been shown to result in the complete absence of bacterial load in cooling liquids delivered by the instruments. This result is certified by tests performed by the Sapienza University of Rome and the Department of Public Health and Paediatrics of the University of Turin.



Systems Control

Because all systems are fully integrated with the dental unit electronics, users can control all the functions and monitor and personalise procedures via the Full Touch display.



W.H.E.

Certified DVGW continuous disinfection system that prevents backflow contamination of the dental unit water supply and acts against all water-borne contaminants. Use of Peroxy Ag+ recommended.



BIOSTER and FLUSHING.

BIOSTER is the automatic system that disinfects instrument spray internal circuits with an antiseptic liquid (Peroxy Ag+). Each stage of the cycle is controlled by the software and settings can be personalised by the user. FLUSHING gives the spray ducts a fast rinse to eliminate any stagnant liquid from tubing. Its use is recommended every morning when the surgery opens. S.H.

CLASSE A7 PLUS

A Design-Based Approach

PROTECTION

Careful design of the various dental unit components at risk of contamination makes surface cleaning tasks easier and more effective. Most parts are removable and made of materials suitable for sanitisation.



Cuspidor Bowl Unit

Fully removable for fast, effective sanitisation, the cuspidor bowl unit consists of parts that are easy to clean and disinfect (ceramic as standard or, as an optional, glass).

CLASSE A7 PLUS

The Efficiency Of Integrated Systems



Double filters. These easily removable filters make emptying and cleaning tasks simple.



Cannulae guides. Easy-to-remove elements ensure perfect cleanliness in what is a potentially critical area.



Quick couplings. Release system for cleaning and/or replacement.



Removable instrument levers. The optional SideFlex instrument levers can be removed to aid cleaning tasks.



Surfaces. All surfaces are specifically designed for easy cleaning.



Removable support. On the Continental module, the instrument support can be removed and disinfected.



Upholstery. Easy-to-sanitise, durable seamless padding.



Unit body access. Wide opening on the side of the unit body for easy access to integrated systems.



Handle. The Continental module handle is removable and disinfected.



Disposable covers. These protect glass surfaces on the dentist's control panels on Continental, International and the assistant's module.



Instrument mat. Autoclavable silicone instrument mat.



Operating light. Handles are removable and autoclavable.

CLASSE A7 PLUS

The value of choice

PROTECTION

A broad range of accessories lets dentists personalise the surgery according to their specific needs.



Flexible installation

To minimise the amount of adaptation work - or eliminate it altogether - during dental unit installation, there are two points for connection to the floor-mounted outlets. Under the leg rest or under the front of the unit body. This provides greater flexibility when replacing an old patient chair.

Foot Control

Three different ergonomic designs are available, each of which has a wireless version. These allow activation of Chip Air/Water, micromotor rotation inversion, patient chair movement and recall of saved positions.



Stop Vacuum

Device incorporated in the patient chair base: when pressed it interrupts suction without the user having to replace the cannulae in the holders.



Headrest

In addition to an adjustable 2-axis version with mechanical lock, the Comfort model features a pneumatic lock system and 3-axis movement for freer, more precise positioning.



WHERE **TRUST** COMES **FIRST**



**Warranty Ke Saath Bhi
Warranty Ke Baad Bhi**

For any Sales & Support



9599281852, 8448398852



sales@unicorndenmart.com



SCAN TO VISIT OUR WEBSITE



Corporate Office: 3 Local Shopping Centre, MOR Land, Near J Block DDA Market,
New Rajender Nagar, New Delhi – 110060

    /unicorndenmart.com

* Accessories shown may not be a part of standard equipment. Specifications are subject to change without notice.

Ver 02/2025