

PROPAGATE






PROPAGATE



YOUFO
WITNESS

PROPAGATE



2012





LET THE

ANGER

OUT




spit on peter dutton
or get spit on.

★ STOP NUCLEAR ENERGY ★
★ IN AUSTRALIA ★




18V2






HOW TO MAKE A gATORBEUG




materials - 1 gatorade bottle, small length of hose
square of foil, scissors/stanley knife and tape/glue.

STEP 1 - clean the bottle with warm
soapy water to get rid of any dirt or left-
-over residue.



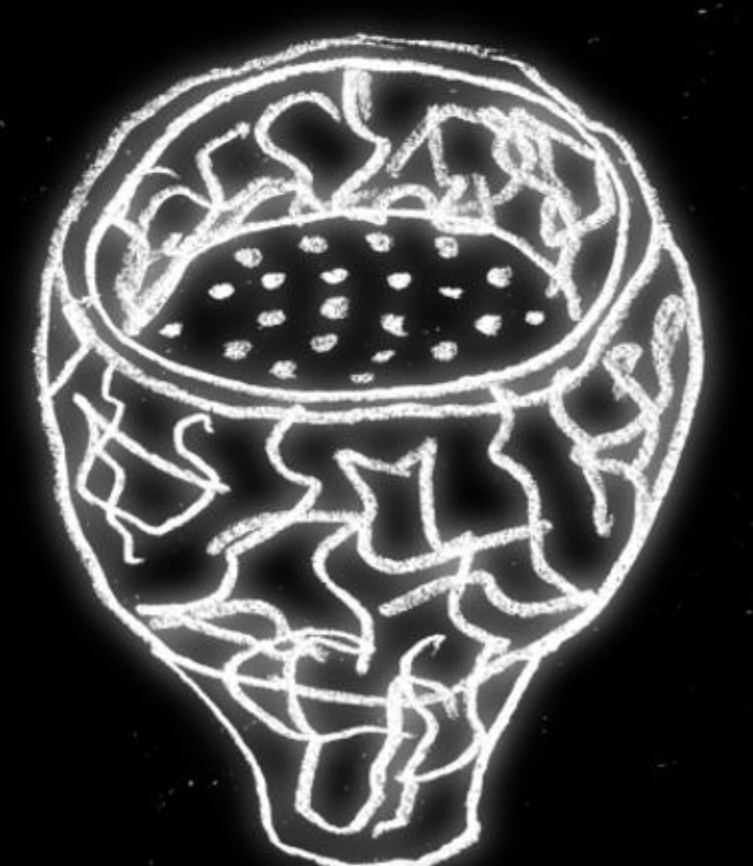
STEP 2 - cut a carb hole in the back
of the bottle to cover with
your thumb, which is to
control airflow.



STEP 3 - cut a small hole near the bottom
of the bottle for the downstem which
allows smoke filtration with the water.



STEP 4 - make the bowl with some foil
and place it securely on the top of the
downstem, poke a few small holes in it.





HOW TO MAKE A gATORBEUG



STEP 5 - add water to the bottle, enough to submerge the bottom of the downstem.

STEP 6 - test for leaks - everything is stuck is not going to get you try to smoke. resistance, which airtight.



-ks and to see if down properly and destroyed when You should feel means the setup is

STEP 7 - take a pic and send it to our in- to your story with us

of your gatorbeug -stagram or post it tagged!

STEP 8. SMOKE.

WANTED




DEAD OR
ALIVE
WANTED



DEAD OR
ALIVE
WANTED



DEAD OR
ALIVE
WANTED



DEAD OR
ALIVE


WANTED



DEAD OR
ALIVE
WANTED



DEAD OR
ALIVE
WANTED



DEAD OR
ALIVE
WANTED



DEAD OR
ALIVE

WANTED



DEAD OR
ALIVE
WANTED



DEAD OR
ALIVE
WANTED



DEAD OR
ALIVE
WANTED



DEAD OR
ALIVE

WANTED



DEAD OR
ALIVE
WANTED



DEAD OR
ALIVE
WANTED




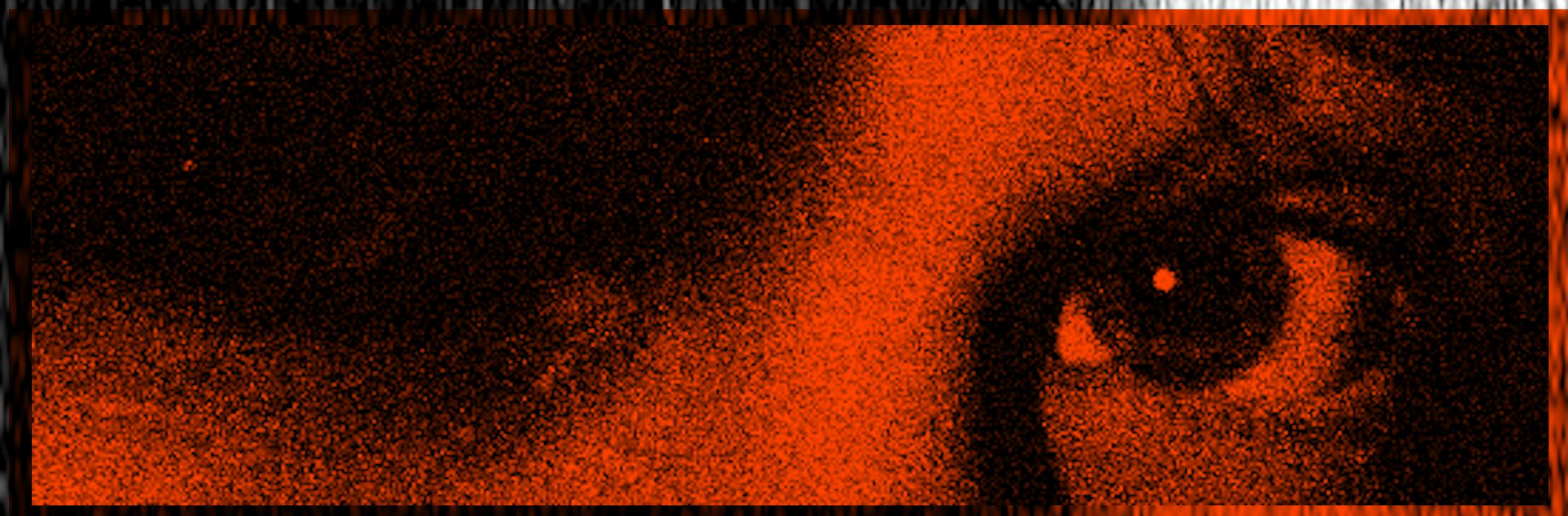
DEAD OR
ALIVE
WANTED



DEAD OR
ALIVE

WATCH







25V2



MONSIEUR



PARENTAL
ADVISORY
EXPLICIT CONTENT

ITS COMING



PROPAGATE