

Newsleaf

FALL 2024
Volume 41
Number 3

INDIANAPOLIS LANDSCAPE ASSOCIATION

4000 West 106th Street
Suite 125
Carmel, IN 46032



"Growing Companies Since 1949"



2024 Frits Loonsten Scholarship Winners





Customizable Motorized Screening Solutions

Year-Round Protection

Enhance any covered outdoor living space with fully customizable outdoor motorized screens—whether mesh screens, vinyl solutions, commercial, or residential applications, our system is completely customizable to fit your needs.



Sun




Insects



Wind



Privacy



Get In Touch Today!

317.682.4072 | TheSmartPergola.com

The Smart Pergola®



2024 Indianapolis Landscape Association Officers and Board of Directors

Officers

President..... Chris Geryak
Greendell Landscape
Solutions
Phone (317) 996-2826

Vice President.. Ryan Coyle
Vive Exterior Design
Phone (317) 773-9933

Secretary.....Todd Engledow
Engledow Group
Phone (317) 575-1100

Treasurer.....Alex Grafe
Reed Alexander Design
Phone (812) 455-8191

**Honorary
Director.....Wesley Addington**
Wesley's Landscape
and Lawn care
Phone (317) 867-1796

Board of Directors

Term Expires 2026: **Charlie Swartzell**
Swartzell Outdoor Design
Phone (317)670-4012

Travis Tetrault
Haulstr Landscape Group
Phone (317) 413-9874

Darius Norwood
Greene Thumb Landscape, Inc.
Phone (309)258-9080

Term Expires 2024: **Dan Weingart**
GreenImage Landscape
Phone (317) 288-2921

Dennis Linner - Heath Outdoor
Phone (317) 420-4636

Term Expires 2025: **Scott Levy - Sundown Gardens**
Phone (317) 846-0620

Executive Financial
Officer: **David Todd - Phone (317) 691-1752**

Newsleaf



4000 West 106th Street, Suite 125
Carmel, IN 46032



JOIN US ON FACEBOOK!

The ILA Newsleaf is designed and published by:
Five Stones Marketing, LLC
Jonathan E. Carr, Troy Austin
P.O. Box 318
Zionsville, IN 46077

Articles and content supplied by:
The Indianapolis Landscape Association

five5stones
marketing

Interested in advertising?
Contact Jon Carr or Troy Austin
jcarr@fivestonesmarketing.com
317-344-9499

A message from the President



Greetings, fellow ILA members! It is amazing how quickly this year has gone. Spring and summer have both come and gone, and fall is finally here. Before you know it, we will be monitoring the winter weather to see what comes next.

In August, we had an amazing ILA Bus trip to Semco and the Missouri Botanical Gardens in St. Louis, Missouri. It was ten years to the day since our last visit, and the staff at Semco were delighted that we returned. It was great to see familiar faces again, and it was amazing that they remembered us, too.

I get excited about these trips and events because they are a great way to relax, reflect, and reset. We have a great culture within the ILA and our membership. We hear it all the time about how unique our Indianapolis market is and how open we are to discussing successes and failures from company to company. This is so true; not many groups can come together, get on a bus, and take a five-hour drive with your competitors sitting next to you and have a blast!

The culture I am referring to is that we all want each other to succeed. Some of the conversations had within companies and between companies offered insight and dialog on Productivity, Creativity, Team-member retention, Customer Loyalty, Growth, and revenue strategies, just to name a few. Friendships are truly generated on these trips, and if you have not been, I encourage you to consider them earnestly for future trips.

I want to thank the sponsors, committee members, and attendees for participating; none of this would be possible without you. We also had another great ILA Golf outing benefiting the Frits Loonsten Scholarship. We had a tremendous crowd ready for good times, good people, tasty food, and all for a great cause. Congratulations to the three Scholarship winners. One of the scholarship recipients will be able to attend a study abroad program thanks to the Frits Loonsten Scholarship. That is Great!

Our next and final public event is the ILA Annual Meeting / Holiday Party on Thursday, December 12, 2024, at The Liter House. Check out the website (www.indylandscape.com) or look in your inbox soon for event details and an invitation. That reminds me: All invoices, membership renewals, event announcements, and communications are through Wild Apricot. Please make sure you check your spam/junk folders for emails from ILA@wildapricot.org (ILA) Indianapolis Landscape Association and save them as safe senders.

Again, I look forward to continuing to serve the Indianapolis Landscape Association and its members.

Warmest Regards,

Chris Geryak, President
Musselman Landscape Solutions / Greendell Landscape Solutions



NEW Indianapolis Showroom Coming Soon!

INDY WATER FEATURES

BY
OUTDOOR


HOMESTEAD



LIVING



INDY WATER FEATURES

Featuring Corten Steel and
Powder Coated Steel

Water Features

Outdoor Lights

Planters

Privacy Screens

Products unique to the
Indianapolis market!

Homesteadoutdoorliving.biz

(317)281-4363

2024 Golf Outing



Well, we did it again!

Another successful ILA golf outing benefiting the Frits Loonsten Scholarship Fund is complete. We want to graciously thank our attendees and sponsors for helping us put on this great event for a great cause. 37 teams and 148 golfers were in attendance alone, with 36 different sponsors. Without sponsors this event would not be what it is today so again, thank you! The generosity amongst all allowed us to raise over our goal of \$12,000 which will go to the scholarship committee to next year's scholarship recipients. It is always a good reminder to acknowledge this event's importance and understand that it is our only fundraiser for the Frits Loonsten Scholarship Fund.

This year, we were lucky enough to give three scholarships to deserving Landscape Architecture students in our industry.

This year, Team SANY / Equipment Share won the coveted ILA Cup. The other traveling trophy presented is for the best interactive Hole Sponsor. Greendell / Musselman received this trophy for a highly interactive tee box with hot dogs, simulated fishing, and raffle tickets!

I sincerely want to thank everyone again who attended because without you this event would not be a success. Every year, we strive to make the ILA Golf Outing bigger and better, and we're looking forward to next September's event. We hope that you can join us again for another year of fun and comradery for a great cause! If you would like more information on how to be a part of this great event, don't hesitate to get in touch with Travis Tetrault at travis@haulstr.com

Sincerely,
Travis Tetrault





Cutting Edge Advice for Landscape Designers



Consulting Arborist Corner

Judson R. Scott

Registered Consulting Arborist

Possibly the greatest and most prevalent error of those who lay out gardens for themselves is, attempting too much. A mind unaccustomed to generalize, or to take in a number of leading objects at a glance, finds out the different points embraced in landscape gardening one by one, and, unable to decide which of them can most suitably be applied, determines on trying to compass more than can readily be attained. One thing after another is, at different times, observed and liked, in some similar place that is visited, and each is successively wished to be transferred to observer's own garden, without regard to its fitness for the locality, or its relation to what has previously been done. A neighbor or friend has a place in which certain features are exquisitely developed, and these are at once sought to be copied. The practice

of cutting up a ground into mere fragments is the natural result of such a state of things. There are several ways in which a place may be frittered away, so as to be wholly deficient in character and beauty. It may be too much broken up in its general arrangement; and this is the worst variety of the fault, because least easily mended and most conspicuous. To aim at comprising the principal features proper to the largest gardens, in those of the most limited size, is surely not a worthy species of imitation, and one which can only excite ridicule and end in disappointment.

Art of Beautifying- Suburban Home Grounds, of Small Extent, By Frank J. Scott, New York D. Appleton and Company, (Google Digitized) Originally printed 1870.

About the Author: Jud Scott is a lover of trees, landscapes and history and has earned the designation of Registered Consulting Arborist #392 (RCA) with the American Society of Consulting Arborists. As an RCA, Jud advises Attorneys, Landscape Companies, Park Departments, Developers, Architects, Insurance Companies, as well as homeowners concerning their trees and landscapes. Jud can be reached at 317-815-8733 or by email at Jud@arboristexpert.com



**We Help You Plan Before,
During and After Construction**

(317) 815-8733
jud@arboristexpert.com



WEST SIDE



TRACTOR
SALES CO

FINANCING
STARTING AT
0% for 24 MONTHS

SM100 - MINI SKID STEER

Payments as low as \$760/month

\$39,500 + tax



CALL TODAY!

Contact your Local West Side Representative:

Austin Hunter

AHUNTER@WESTSIDETRACTORSALES.COM

317-605-3794



**NEW - USED - RENTAL
PARTS - SERVICE**

WWW.WESTSIDETRACTORSALES.COM

| | | | | | |
|---|---|---|--|---|--|
| 11 Full-Service Locations in Illinois and Indiana | 3300 Ogden Ave. Lisle, IL 630-355-7150 | 150 W 162 nd St, Rt 6 South Holland, IL 708-331-6362 | 3110 Prairie Rd. Rockford, IL 815-961-3160 | 1560 N Old Rand Rd South Holland, IL 847-526-7700 | 600 Walnut Ct. Rockdale/Joliet, IL 815-730-9011 |
| 7355 East 30 th St Indianapolis, IN 317-544-3411 | 3200 S 460 E Lafayette, IN 765-447-6933 | 1095 N Curry Pike Bloomington, IN 812-333-9677 | 25166 State Rd 2 South Bend, IN 574-232-1461 | 3120 Congressional Pkwy Fort Wayne, IN 260-482-8576 | 3773 E Margaret Dr. Terre Haute, IN 812-645-7160 |



2024 ILA Annual Holiday Party

Dear Members of the Indianapolis Landscape Association,

We are excited to invite you to our Annual Holiday Party! Join us for an evening of celebration, laughter, and connection as we toast the successes of the past year and look ahead to new opportunities in the coming year.

Event Information

Date: Thursday, December 12th
Time: 6:00 PM – 10:00 PM
Location: The Liter House
5301 Winthrop Avenue Suite B,
Indianapolis, IN 46220

This year’s festivities will feature live music, delicious heavy hors d’oeuvres, and performances from top-notch comedians. It’s the perfect opportunity to relax, enjoy some great company, and celebrate the season’s spirit.

Feel free to bring your significant others and team members – the more, the merrier!

Please RSVP using the QR code or visit the website at www.indylandscape.com to ensure we have a headcount for the event.

We can’t wait to celebrate with all of you!

Warm regards,
Ryan Coyle
Indianapolis Landscape Association
Vive President / Holiday Chair

SCAN TO REGISTER!





SUPPLIES. SERVICE. SUPPORT.



**PRODUCTS
AVAILABLE**

**LUME SMOKELESS
SQUARE INSERT**

The round Firepit option has been on the market for a few years. Square option and black painted carbon steel now available!



**PRODUCT
TRAINING**

Offer a new service or skill! This leads to more opportunities with existing clients and more revenue in a “down” economy.

We pride ourselves on providing hands-on technical training with our products. Book a private training for your crew in services like landscape lighting, outdoor audio, artificial turf and more!



**NOW STOCKING
MORE GATOR
PRODUCTS**

NITRO, cleaners, and sealers are now stocked at both locations.

**UNILOCK'S
RIVERCREST NOW
AVAILABLE!**

This popular wet-cast product was temporarily discontinued. It is back in action, including firepit elements.



*Family-owned and operated.
Serving Indianapolis landscapers since 1969.*

Learn more at LandscapeProSupplies.com

2024 FRITS LOONSTEN SCHOLARSHIP AWARD WINNERS



Skylar Prewett, Ball State University

\$6,000 Award - Skylar Prewett

Skylar is an upcoming senior at Ball State University working toward her bachelor’s degree in Landscape Architecture. She has been a recipient of the Ball State Scholars Award for all seven semesters she has attended Ball State. Skylar has also participated in the College of Architecture and Planning’s Design Week Challenge every year, becoming an Honors Award recipient in 2023, and being chosen to be a Design Group Leader the following year. Despite being a second-year student, Skylar secured a Landscape Architecture internship position at Lockett & Farley in Louisville, KY. She was then asked to extend her summer internship and continue working remotely with Lockett & Farley throughout the school year, ultimately leading her to complete a second summer internship with the firm. Skylar was also recently elected to be Treasurer of the Ball State Chapter of the Sigma Lambda Alpha Academic Fraternity. She states that receiving this scholarship is an enormous blessing, as it actualizes her goals of studying abroad.



Meredith Mader, Ball State University

\$3,000 Award - Meredith Mader

I am a fifth-year landscape architecture student from Indianapolis, In the realm of landscape architecture, I’m passionate about sustainable design and community engagement. I bring my enthusiasm for impactful outdoor spaces to the table.

Outside of my studies, I find balance in playing sports like volleyball and pickleball, valuing teamwork and friendly competition. On weekends you can find me simply enjoying time with friends. I have also had the opportunity to explore the world through study abroad experiences in Italy and the UK, expanding my horizons both culturally and creatively.

Approaching projects with professionalism and a touch of humor, I believe that a positive attitude can transform challenges into opportunities. Eager to contribute my skills to the field, I am ready to make a meaningful impact in the world of landscape architecture.

\$3,000 Award - Maddie Pitts



Maddie Pitts, Purdue University

My name is Maddie Pitts and I am from Fishers, IN and currently attend Purdue University studying landscape architecture as a Junior. At Purdue, I am currently involved as a TA for the Woody Landscape Planting Course as well as having previously been involved in leading the Boy Scouts of America towards earning their landscape architecture badge. I also enjoy attending the Purdue American Society of Landscape Architects and Horticulture club meetings throughout the school year. Recently, I have received the honor of the Purdue Design Excellency award for my work during my Sophomore year of college. In my free time I enjoy being outside with my family, reading, and listening to country music. I am honored to be a recipient of this award.



MOTHER NATURE'S FINEST, BEST IN THE MIDWEST

For more than 50 years, Brehob has been a leader in growing and supporting the green industry in the Midwest. We are committed to providing top-notch quality material, service, selection and availability. Join us as we continue the Brehob tradition of innovation and growth.



Westfield
4867 Sheridan Road, Westfield, IN 46062
317.877.0188 or 877.829.0188

Indianapolis
4316 Bluff Road, Indianapolis, IN 46217
317.783.3233 or 800.921.3233

BrehobNursery.com



Follow us on your favorite social media outlets



2024 Bus Trip: St. Louis



The planning for this year’s bus trip began in January as the ILA’s board members remanence over last year’s trip to Chicago. “As the Education committee leader, Darius, you’ll be planning this year’s bus trip. Are you up for it,” said Chris Geryak, our ILA President. As a first-time ILA board member, I had my work cut out, but I confidently said, “Of course, how hard could it be.”

On August 15th, we took 30 landscapers to St. Louis to tour Semco Stone Facility and the Missouri Botanical Gardens. Our intention with the bus trip was to provide, you, our members, with access to invaluable insights, education, and networking opportunities. Whoever said education is boring clearly missed out on this year’s bus trip!

Semco Stone Facility

Semco Stone is one of the Midwest’s largest distributors of natural stone, occupying over 60 acres with an abundant inventory of landscape and building stone. Located in Perryville, Missouri, Semco Stone is renowned for its high-

quality natural stone products, sourced from its quarries, including Blue River and Cedar Ridge. These quarries yield eight distinct types of limestone, each with unique characteristics and applications.

During our tour, we witnessed firsthand the meticulous process of stone extraction and fabrication. Semco Stone prides itself on exceeding industry standards, ensuring that each piece of stone is of the highest quality. The facility is equipped with state-of-the-art machinery and staffed by industry experts who oversee the entire process from quarrying to final product delivery. We observed the custom fabrication operations, where stones are cut, tumbled, and bagged to meet specific project requirements. This comprehensive approach allows Semco Stone to provide a wide variety of products, including flagstone, decorative gravel, cobblestones, and natural stone veneer.





SiteOne Sponsored Evening

After the tour, SiteOne sponsored a delightful evening at Semco’s cabin. We enjoyed a delicious crab boil, accompanied by live music and various nature activities. It was a perfect opportunity to relax and bond with fellow landscapers in a beautiful, natural setting. Following the fun-filled evening, we headed to our hotel, Ameristar Casino Resort Spa St. Charles. The hotel offered the best beds and pillows, ensuring a comfortable night’s sleep for most of us, although some stayed up to try their luck at the casino.



Missouri Botanical Gardens

Bright-eyed and bushy-tailed, we woke up early the next morning to head to the Missouri Botanical Gardens, an oasis in the heart of St. Louis and a world leader in plant science, conservation, and sustainability. The gardens span 79 acres and feature a stunning array of plants from around the world, beautifully arranged in various themed gardens.

Our group enjoyed a self-guided walking tour of the garden’s history, plant collections, and seasonal highlights. We explored the serene Japanese Garden, marveled at the vibrant displays in the Climate Conservatory, and strolled through the picturesque English Woodland Garden. The tour also included a visit to the Kemper Center for Home Gardening, where we learned about sustainable gardening practices and innovative landscaping ideas that we could incorporate into our own projects.

The Missouri Botanical Gardens provided a perfect blend of education and inspiration, leaving us with a deeper appreciation for the beauty and diversity of the plant world. It was a truly enriching experience that underscored the importance of continuous learning and exploration in our field.

Comfortable Bus Ride

Overall, the bus ride itself was a comfortable experience, with snacks and refreshments provided by Greene Thumb Landscape to lighten the mood and make it easier for everyone to break the ice. This relaxed atmosphere fostered networking, bonding, and learning among our members, setting the tone for a productive and enjoyable trip.

Conclusion

This year’s bus trip was a resounding success, filled with learning, networking, and unforgettable experiences. If you missed out, don’t worry! We’re already planning next year’s trip, which promises to be even more exciting and enriching. Whether you’re looking to gain new insights, connect with fellow professionals, or simply enjoy a fun and educational outing, our annual bus trip is an opportunity you won’t want to miss. Stay tuned for more details, and be sure to reserve your spot early!



A Special Thank You!

We would like to extend our heartfelt gratitude to our generous sponsors, whose support made this trip possible. SiteOne, Tiffany Lawn & Garden Supply, Stone Artisans, West Side Tractor Sales, Federated Insurance, and Greene Thumb Landscape; your contribution added a memorable touch to our trip.

We also want to express our sincere appreciation to all the volunteers who dedicated their time and effort to ensure the success of this event. Your hard work and enthusiasm were instrumental in creating a seamless and enjoyable experience for everyone. Thank you for your invaluable support!

God Bless,

Darius Norwood
Vice President, Greene Thumb Landscape, Inc.

BLUE GRASS FARMS of Indiana

has added a new location...

HOBBS YARD

A new complete **Blue Grass Farms** nursery with fully stocked pick up yard. Offering products and services backed by our:

- 650 acres of field material
- 75 acres of container production
- 10 acres of under roof production
- 12 company delivery trucks
- Unmatched sales & production staff

- SERVICE
- QUALITY
- AVAILABILITY



QUICK DELIVERY SERVICE



| | |
|---|--|
| MAIN NURSERY 1915 West 53rd Street Anderson, IN 46013 Office 765.649.1012 Fax 765.640.2006 Toll Free 800.346.0272 | HOBBS YARD 1201 S County Rd 1050 E Indianapolis, IN 46231 Local 317.406.3125 Fax 317.707.7034 Toll Free 877.837.8303 |
|---|--|

www.bluegrassfarms.net



Tiffanylawnandgarden.com


(3 LOCATIONS)

North Indy 317-228-4900

South Indy 317-782-8600

Noblesville 317-774-7100

SUPPLYING LANDSCAPE PROFESSIONALS FOR 45 YEARS!



**BULK MULCH - BULK SOILS - BULK AGGREGATES - BULK DECORATIVE STONE - PAVERS
RETAINING WALLS - BUBBLING BOULDERS - OUTCROP & STEPS - LANDSCAPE BOULDERS
FERTILIZERS - GRASS SEED - EDGING - FABRICS - LANDSCAPE SUPPLIES**

Newsleaf

NEW WHOLESALE
DIVISION!



WEAVERCRAFT
STRUCTURES

LIVE. RELAX. ENJOY.

Weaver Craft is a new wholesale division of Weaver Barns that sells backyard structures directly to landscapers. We manufacture and build these on-site orders in Ohio, Michigan, eastern Indiana, and northern Kentucky.

Since 1994, Weaver Barns has dedicated itself to building high-quality, durable structures, earning a well-deserved reputation for excellence. We are excited to offer our pavilions, pergolas, and pool houses directly to landscapers!

☎ 330-473-0132

✉ brian@weaverbarns.com

🌐 www.weaverbarns.com

MADE BY



Weaver Barns INC.
"everyone needs a little structure in their life"

Disease Worries on Lawn Seed and Seedlings?

From Sept. issue

By: Lee Miller

Summer 2024 was a stressful season for lawns in Indiana and throughout the region. Temperatures often spiked to uncomfortable levels, particularly towards the end of August, and were accompanied by either sweltering humidity or an abrupt halt to rainfall. Diseases such as brown patch on tall fescue were prevalent and leaf spot/melting out diseases on Kentucky bluegrass and perennial ryegrass lawns were kicked off early in spring with frequent rains and didn't let up through much of the season. These diseases were particularly severe on shaded and over-irrigated lawns, driven by longer periods of leaf wetness.

As discussed previously, fall is the perfect time to rehabilitate the lawn and restore density with seed. Fall has shorter daylengths but still enough sunlight and heat to enable germination and establishment before winter arrives. Combined with fertility and aerification or heavy raking to ensure good seed soil contact, seeding a lawn in fall is a great way to get


back what summer stresses may have taken.

new grass suffering from disease
Description

Figure 1. Young turfgrass seedlings are susceptible to damping off diseases caused by *Rhizoctonia* and *Pythium* spp. However, planting during the cooler fall period greatly reduces this likelihood.

But what about those dastardly diseases that harmed the lawn in the first place?

Diseases that impact newly seeded or newly emerged seedlings are termed "damping off". Preemergence damping off results in poor establishment, and postemergence damping off results in flimsy and weak seedlings that rapidly decline and return back to bare ground. In larger seeded stands, symptoms will normally start in a small area and expand. In conducive morning conditions, pathogen mycelium (the signs) may even be present along leaves or seed bases.



Young turfgrass seedlings are susceptible to damping off diseases caused by *Rhizoctonia* and *Pythium* spp. However, planting during the cooler fall period greatly reduces this likelihood.

These diseases are one of the main reasons we do not seed in late spring or summer. The hot, humid environment is conducive for these diseases to dine on tender baby seedlings, and planting during the heat of summer is throwing them right in the boiling pot. By planting in the fall, this summer stress is in the rearview mirror instead of the windshield, quelling this threat.

Figure 1. Young turfgrass seedlings are susceptible to damping off diseases caused by *Rhizoctonia* and *Pythium* spp. However, planting during the cooler fall period greatly reduces this likelihood.

Preventive fungicide applications for damping off on lawns are often unnecessary and not suggested. Other practices can effectively reduce or eliminate the likelihood of seedling diseases including:

- Seed at the appropriate rate. If restoring lawn density is the goal, putting out enough plant seed is the key. Overseeding rates should be in the 1.5-2 lb per 1000 sq ft range for Kentucky bluegrass and 6-8 lb per 1000 sq ft for tall fescue.
- Irrigate the seedbed in frequent, small doses throughout the daylight hours. Note this is exactly the opposite of the recommendation for established lawns. A useful adage is to irrigate a seedbed enough to make the soil dark, but don't water so much that it glistens.
- When seedlings do emerge, water more often in the morning hours than in the evening.
- Provide good surface and subsurface drainage to the seedbed.
- Attempt to alleviate barriers to air movement and shade. This doesn't mean knocking down walls, but sliding the grill or some outside chairs around may help.
- Light applications of mulch or straw can be left in place after seedling emergence. Do not over apply. A good rule of thumb is about half of the soil or surface should be visible after application. If using straw, 1 bale should cover approximately 1,000 sq ft.
- If using a non-biodegradable seed cover, remove it as soon as seedlings emerge.



CONTROLLED-RELEASE FERTILIZER YOU CAN COUNT ON.



PREDICTABLE

Using our proprietary POLYGRAPH® software, your Harrell's Golf Specialist can help you dial in just the right prescription for your turf's POLYON® controlled-release fertilizer needs.




DURABLE

POLYON® fertilizer's original reactive layers coating process creates a durable, uniform adhesion between the polymer coating and the heated urea substrate.



RELIABLE

POLYON® fertilizer's durable prill preserves the nutrients within the substrate and ensures a proper rate of release, providing consistent greening all season long.



SUSTAINABLE

POLYON® fertilizer offers a reduced environmental impact. With more efficient nutrient uptake, significantly less environmental loss and fewer applications required, you get more with less!



For more information about POLYON® Fertilizer and the POLYON® Guarantee, visit www.polyon.com or contact Gary Tentler today at gtentler@harrells.com or 317-514-3609!



www.harrells.com | 800.282.8007
Employee-Owned



Join The Smart Pergola® Network

Your Customers Will Love The Smart Pergola®

Newsleaf

Why Partner With Us?



Premium Products

Offer your clients the best in outdoor solutions with the most versatile luxury pergola on the market.



Competitive Margins

Enjoy favorable profit margins that reflect the value and quality of our offerings.



No-Hassle Installation

Our expert team will handle the installation, or we can equip your crew with the training to become certified installers.



Become A Dealer Today!

317.682.4072 | TheSmartPergola.com

The
Smart Pergola®

Featuring
STRUXURE™
OUTDOOR



Tips to Prepare Your (and your customer's) Outdoor Living Space for Old Man Winter

Robert Frankel, Paver Rescue

As winter draws near, it is time to get your outdoor space ready for the cold months ahead. A little prep now can save you headaches and your hard-earned money later and help everything bounce back come spring.

Here is how to get your yard, furniture, and hard surfaces set for the season and in attractive shape when it warms up for you to gather outside with family and friends.

Care for Your Plants and Trees

- Prune any dead or overgrown branches so they do not get damaged by winter weather.
- Spread mulch around the base of plants to insulate their roots.
- For delicate trees or shrubs, consider wrapping them to guard against frost.

Give Your Lawn Some Love

- Rake up those fallen leaves and debris—this keeps mold at bay.
- Aerate and feed your lawn with a winter-friendly fertilizer to strengthen roots.



- Give your grass one last cut, a little shorter than usual, before the first frost hits.

Winter-Proof Your Irrigation System

- Drain and shut off your irrigation system to avoid any freezing damage that could cause costly repairs later.

Clean Those Gutters

- Clear leaves and junk out of your gutters and downspouts. This will prevent clogs and ice dams that can lead to bigger issues.

Prep Your Deck and Patio

- Give your deck a good cleaning and apply a sealant to protect it from moisture and ice buildup.
- Inspect patios for cracks and fix them now to avoid bigger problems when ice expands in the gaps.

Protect Outdoor Furniture & Gear

- Move your outdoor furniture, grill, and other equipment into a shed or cover them with durable, weatherproof covers to shield them from snow and ice.

Get Ready for Snow



- Make sure your snowblower is in good working order before the first snowfall. Buy a good sturdy snow shovel.

- Stock up on salt or sand to keep those icy pathways safe for walking.

Protect Outdoor Faucets and Hoses

- Disconnect and drain your hoses and cover your outdoor faucets to prevent frozen pipes.

Do not forget about your driveways, walkways, and patios! They need some TLC before winter, too:

Take Care of Your Hard Surfaces, Too

- Smooth Out Your Pavers: Check for uneven or loose pavers and secure them before they become hidden under snow and turn into tripping hazards.

- Seal Cracks and Joints: Look for any cracks and fill them to keep water from seeping in and freezing, which can make things worse.

- Clean Off Dirt and Debris: Get rid of leaves and grime—leftovers can trap moisture and lead to slippery spots or mold.

- Apply a Protective Sealer: For concrete and pavers, adding a superior quality sealer creates a barrier against moisture and ice. It is important that you apply a sealer formulated specifically for the surface type. Using a general-purpose sealer for all types of hardscapes is not ideal because different materials have unique properties that require specific sealers to protect and maintain their appearance.

- Fix Drainage Issues: Make sure water flows away from your hard surfaces. Low spots can cause ice buildup and damage.

- Prevent Ice: Use ice melt on your walkways and driveways, but opt for calcium chloride, which is gentler on concrete than regular rock salt.

- Repair Loose Pavers: Secure any loose pavers now, so they do not become a tripping hazard under the snow.

- Gentle Snow Removal: If you are using a snow blower, be careful not to scrape or damage pavers. Plastic shovels are also a great option for sensitive surfaces.



If needed, hire an Indianapolis Landscape Association (ILA) member to tackle these tasks. Please refer to our website at www.indylandscape.com and look for a proud ILA member in your area.

Taking the time to do these simple tasks now will protect your outdoor space from winter's harsh conditions and make your spring cleanup a whole lot easier. Plus, you will avoid those annoying repairs down the road!

Northside Trailer
11985 East State Road 32
Zionsville, Indiana 46077
317-769-2460

SALES · PARTS · SERVICE

WWW.NORTHSIDETRILER.COM



COBALT GRAY SPLIT LEDGE
20"-22" HEIGHTS & 18" SNAPPED DEPTHS



4000 West 106th Street
Suite 125
Carmel, IN 46032

NEW PRODUCT SPOTLIGHT



PRAIRIE LEDGEROCK
12"-14" HEIGHTS & 16"-24" DEPTH RANGES

GREENSTONECOMPANY.COM
4455 E Corner St., Noblesville, IN 46060 | 317.414.6881

GREENSTONE
ARCHITECTURAL | LANDSCAPE SUPPLY

BRICKWORKS[®]

SUPPLY CENTER

Edgewood Landscape

We are a full service distributor of hardscape products, accessories, tools, and supplies. With two dedicated locations in the Indianapolis market, stop by and learn what products Edgewood Landscape can provide on your next project!

North Side | 5007 W 96th St, Indianapolis
(317) 751-2334

South Side | 5518 Shelby St, Indianapolis
(317) 779-3090

Explore products & services at
BRICKWORKSSUPPLY.COM

