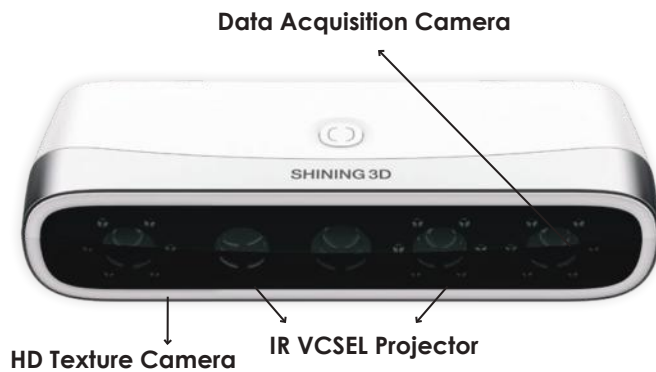


MetiSmile - Dental 3D Face Scanner

Beyond Smile



Fast Scan Speed

In just 10 seconds this highly perceptive scanner can take photos of patients from multiple angles to simultaneously construct a 3D facial data.

High Accuracy

Three 1.3 MP data acquisition cameras and one 5.0 MP HD texture camera produce scan accuracy within 50µm. MetiSmile also captures elevated details of the teeth.

High-fidelity Texture

The exceptional texture camera of the MetiSmile can accurately record and display facial color that appears realistic to the patient.

ADVANCED SOFTWARE:

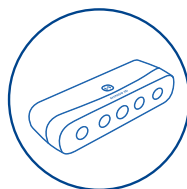
Auto Alignment Between Facial Scan Data and Intraoral Scan Data

The software will align the facial and intraoral scans which displays the patients' facial and oral information in a comprehensive way. The scans are overlapped to provide a better view and perspective for digital smile design that assists in creating more aesthetic restorations for patients.



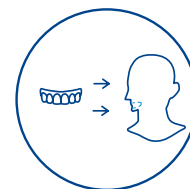
Step 1

Use Intraoral Scanner to add Intraoral data



Step 2

Use MetiSmile to Capture the Facial Data



Step 3

Import Intraoral Data to MetiSmile Software for Auto Alignment

MetiSmile - Dental 3D Face Scanner

Ortho Simulation



Facial Feature Measurement and Comparison



Mandibular Trajectory Tracking



Application

The powerful and advanced software of the MetiSmile makes this product an indispensable tool for digital dental treatment, including maxillofacial surgery, implant and prosthesis, orthodontics, medical cosmetology, etc. It will take your clinic to the next level.

- ✦ Maxillofacial Surgery
- ✦ Implant And Prosthesis
- ✦ Orthodontics
- ✦ Medical Cosmetology
- ✦ Aesthetics Restoration

Outstanding Scanning Performance

The Aoralscan Elite software is equipped with numerous powerful tools to optimize the scanning process and enhance efficiency

Good User Experience

- ✦ Handheld mode & Fixed mode
- ✦ Eye-friendly flashless scan thanks to infrared technology
- ✦ Automatic brightness adjustment ensures outstanding face texture
- ✦ Guided operation throughout the scan workflow
- ✦ Open system to export STL, OBJ and PLY
- ✦ Elegant and compact, only 800 grams



Technical Specifications

Resolution	Data Acquisition Camera: 1.3 Mega Pixel HD Texture Camera: 5.0 Mega Pixel
Accuracy	50µm
Field of View	With working distance 500mm, the FOV is 210 mm X 270 mm
Output Format	PLY, OBJ, STL
White LED color temperature	5500K
Dimension	215*50*75mm
Weight	800g
Power Supply	Input: AC100-220V~, 50/60HZ, 1.5A
Output	DC12V, 7.0V