

selected works **2021 - 2024**

# portfolio

**mariamtharwatestafanous**  
architecture | urban design | interior



# mariam tharwat estafanous

architecture & urban design graduate

✉ [mariamtestafanous@gmail.com](mailto:mariamtestafanous@gmail.com)  
in [linkedin.com/in/mariamestafanous](https://www.linkedin.com/in/mariamestafanous)  
☎ 01140863525  
📅 27/07/01  
📍 New Cairo, Egypt

## education

- **German University in Cairo (GUC)**  
October 2019 - June 2024
  - Cumulative GPA: **1.17**  
(Equivalent to **A/92%**)
  - Ranked **7th** in 4th semester
  - Bachelor Grade: **A**
- **International Schools Group (ISG-Dammam)**  
October 2006 - June 2019
  - SAT I Score: **1460**
  - Cumulative GPA: **3.76**

## training

- Attended the **Architecture Summit workshops** in 2020
- Attended Studio 34's **Design Summer School** in 2022

## experience

- **Dar Al-Handasah | Planning & Urban Design Intern**  
August 2023
  - Created project drawings and diagrams
  - Aided in the preparation of client presentations
  - Engaged in benchmarking analysis
- **The Address Investments | The MARQ Intern**  
July 2023
  - Designed and created renders of on-site sales points
  - Participated in the conceptual development of a project
  - Created an inventory of existing units, areas, and sales
- **Genesis Designs | Architecture & Interior Design Intern**  
August - September 2022
  - Created interior design moodboards, proposal plans and 3D renders using Revit, Rhino, and Twinmotion
  - Surveyed project sites and drew up plans
- **ORASCOM Construction | Technical Office Intern**  
August - September 2021
  - Created technical CAD drawings on R5 (New Administrative Capital, Egypt) site, tiling, ceiling, elevation finishes, etc
  - Created material schedules and assisted with submittals

## extracurriculars

### ● Graduation Committee

September 2023 - June 2024

- Organized senior functions - trip, senior packages, photoshoot, etc. - and facilitated payments

### ● TEDxGUC

February 2021 - 2023

- Position: Associate
- Coached TedxGUC salon 2021

## languages

english ●●●●●●

arabic ●●●●●●

german ●●●●●●

## references

| Available upon request.

## technical skills

### architecture

| Rhinoceros

| 3D

| Revit

| Lumion

| 3DS Max

| Corona

| AutoCAD

| Grasshopper

| Twinmotion

| Primavera

| V-Ray

### graphics

| Photoshop

| Illustrator

| InDesign

### others

| Premiere Pro

| MS Office

CV

# contents

01



**embassy  
of tunisia**  
bachelor project

6

02



**artisan  
harbor**  
cairo waterfront

24


03



**bagnoli  
serenaded**  
international design studio

42

04



**between  
the banks**  
luxor urban design

52




05



**revitalizing  
swissclub**  
competition entry

66

06



**misk  
al-ghazal**  
interior design

78


07



**heart  
ofthecity**  
project & construction  
management

88

08-10



**working  
drawings**  
architecture & landscaping

100

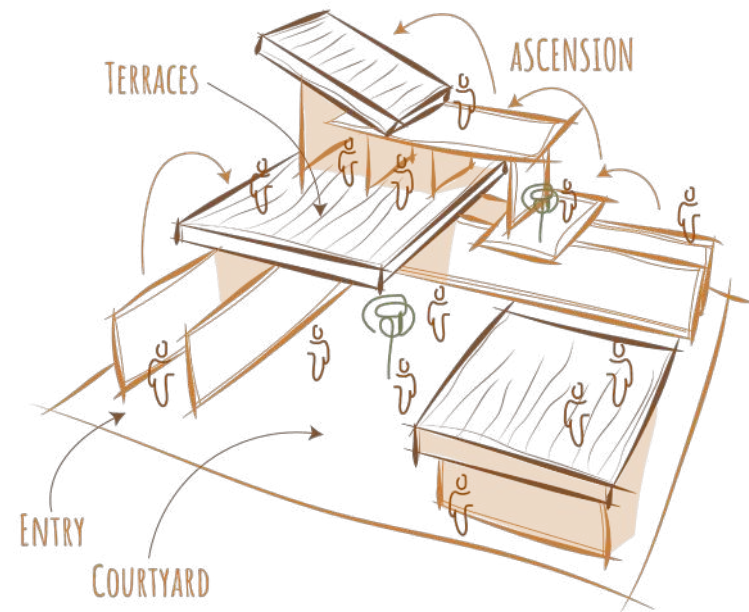
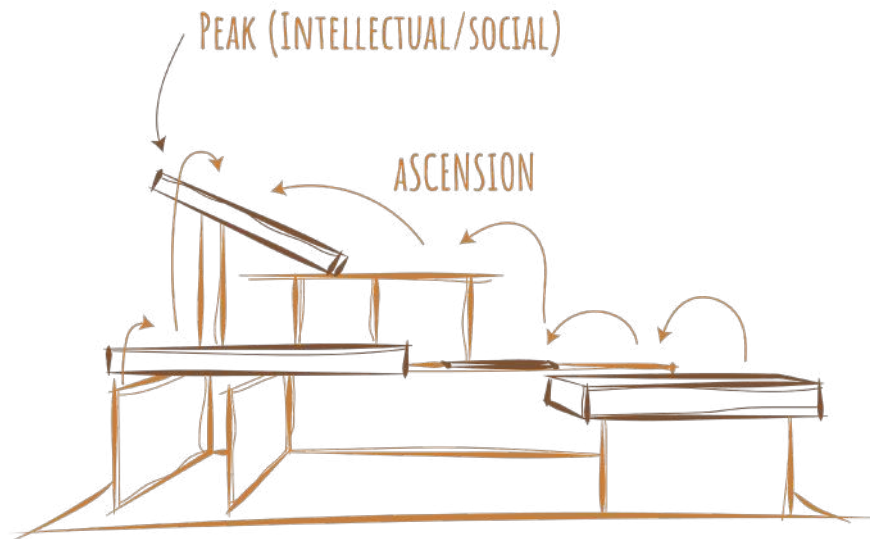
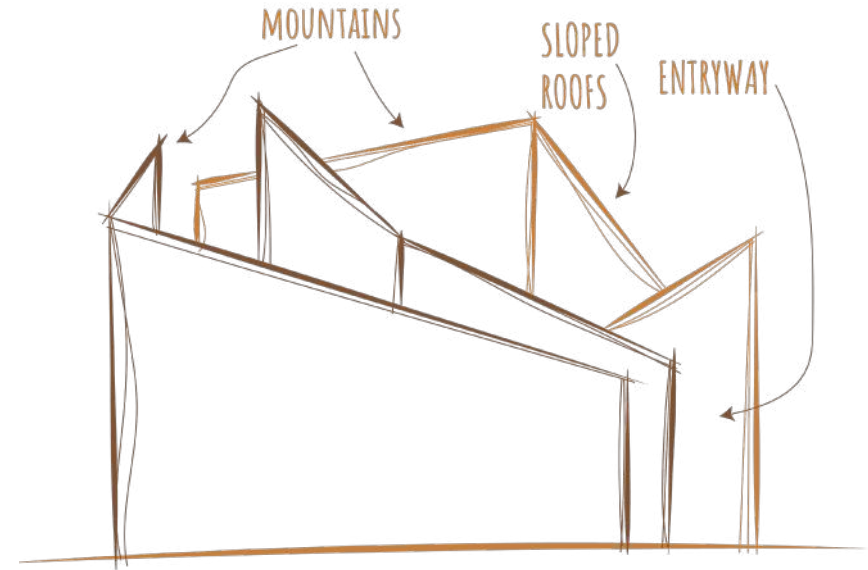
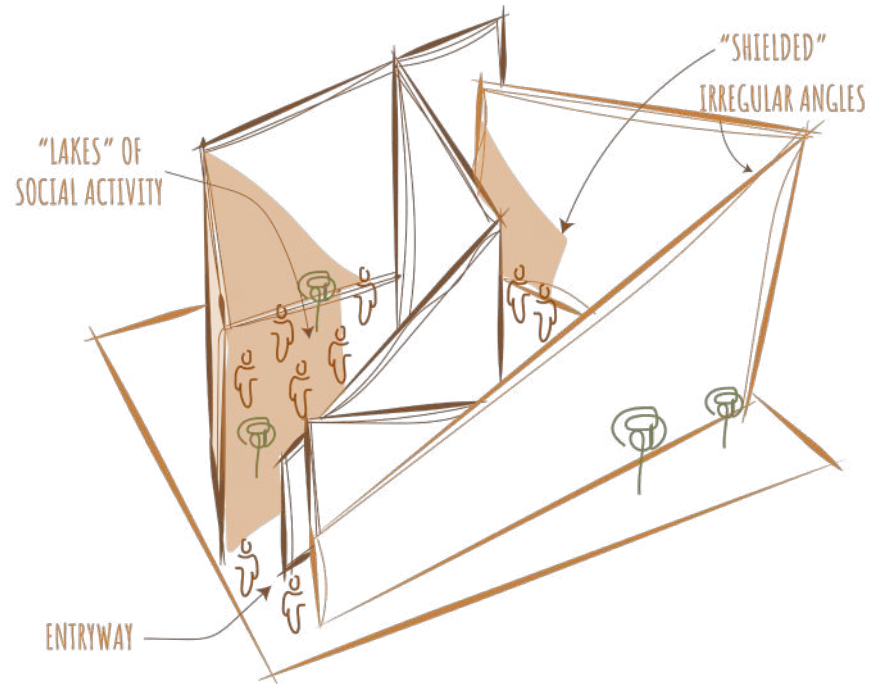




# embassy of tunisia

Located in the Diplomatic Quarter of the New Administrative Capital, the Tunisian embassy is built to reflect Tunisian **political and cultural values** while creating a complex that is recognizable as Tunisian at a glance. The project focuses on creating an **engaging journey** for the user through **porosity** and the use of **intermediate spaces**.

# initial concept sketches



## vision:

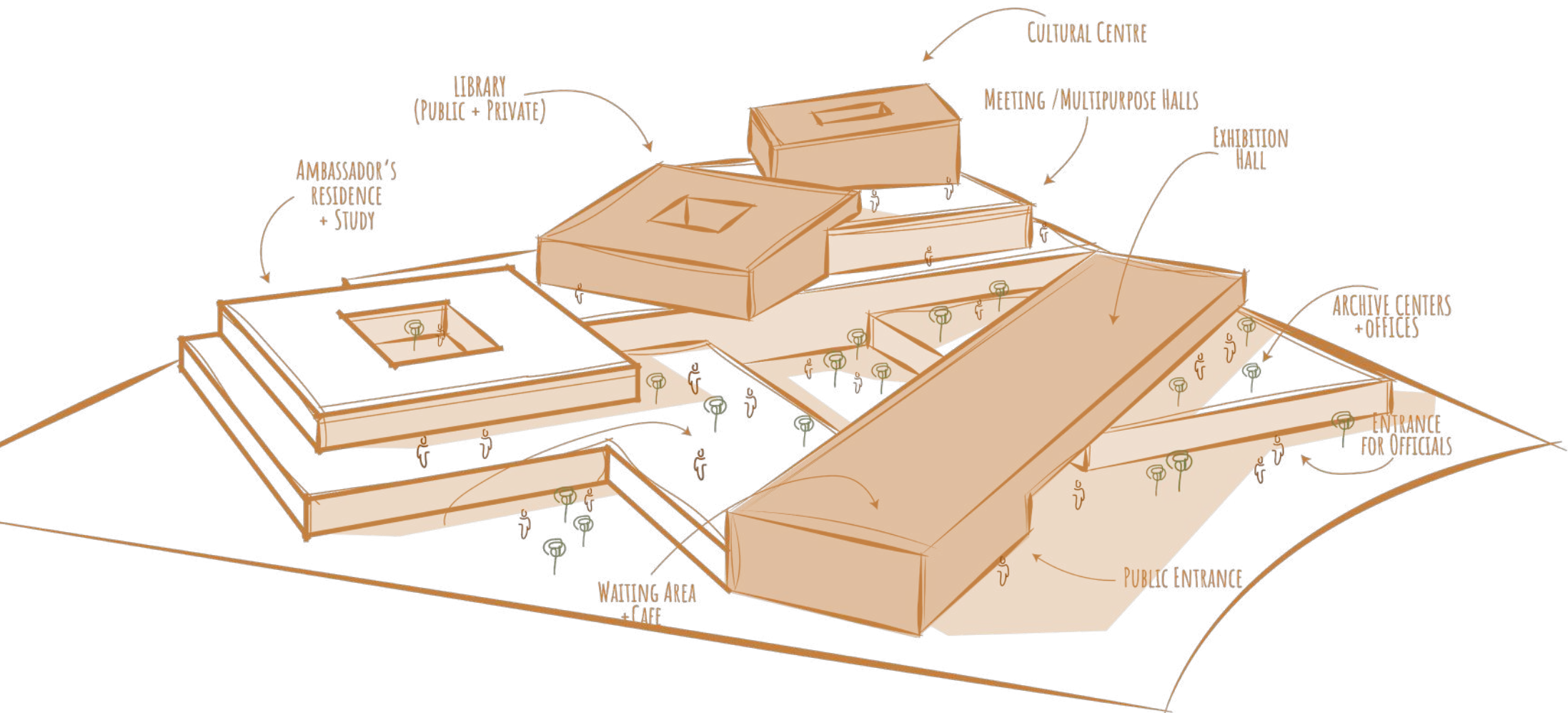
Encapsulate Tunisia's rich and diverse history, **preserve its architectural identity** while creating a modern building that cements Tunisia as **a leading power of change and progressivism for the region.**

## concept:

The original concept, inspired by Tunisia's reputation for being a political and cultural powerhouse of the MENA region, draws inspiration from the **mountainous terrain of Tunisian cities**, representing **ascension**, an endless desire for progressiveness. In the developed plans, the tower, or the "peak" is where the ambassador is. The lower levels, especially the public zone, has a myriad of indoor and outdoor spaces, **mirroring a journey** into narrow Tunisian streets, and coming across the occasional Riad.

# 01

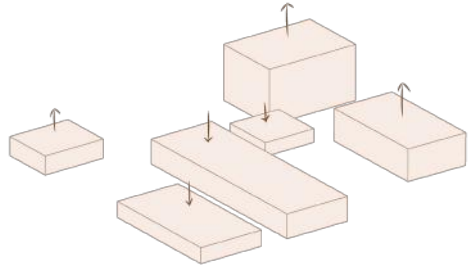
New Administrative Capital, Egypt





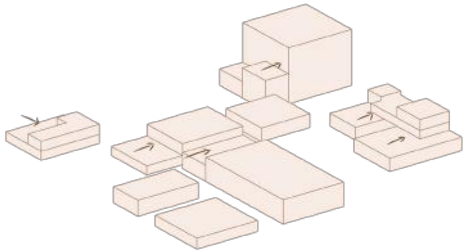
# form generation

## 1. UNCONNECTED LEVELS



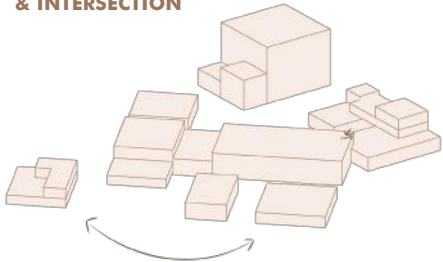
Creation of varying levels, **representing ascension** and mirroring the cities of Tunisia.

## 2. SUBTRACTIONS



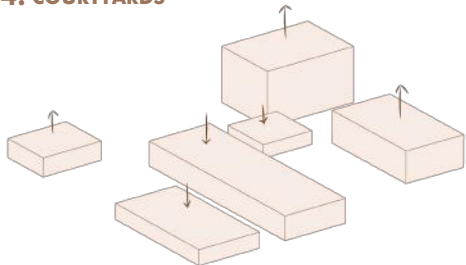
Subtracting the volumes to create a **more dynamic form**.

## 3. ROTATION & INTERSECTION



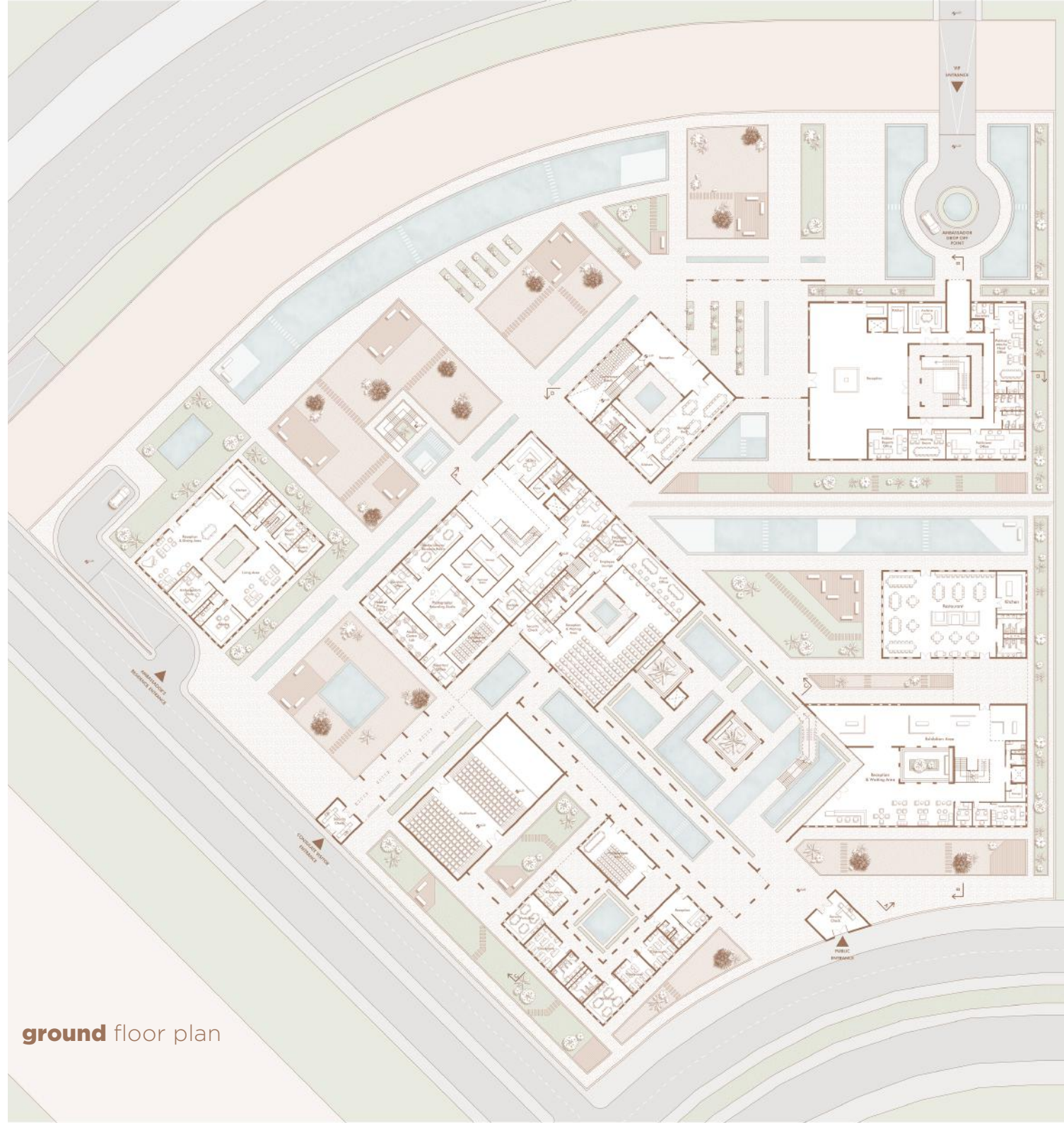
Rotating some of the forms to create a **dynamic intersection**.

## 4. COURTYARDS

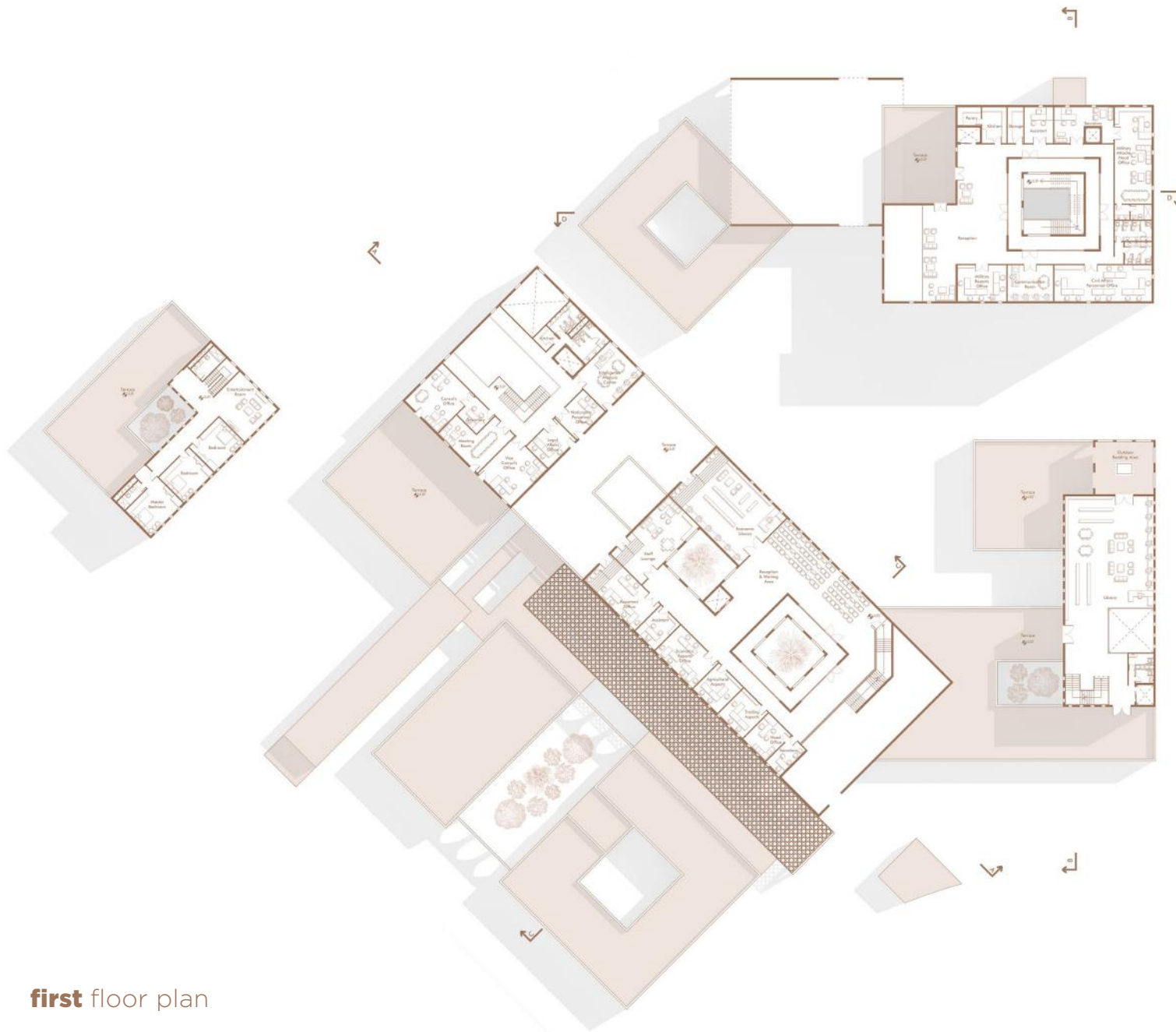


**Punctuating and ventilating** the form, **creating intermediate resting and communal spaces**.

10 - embassy of tunisia | bachelor project



ground floor plan



first floor plan

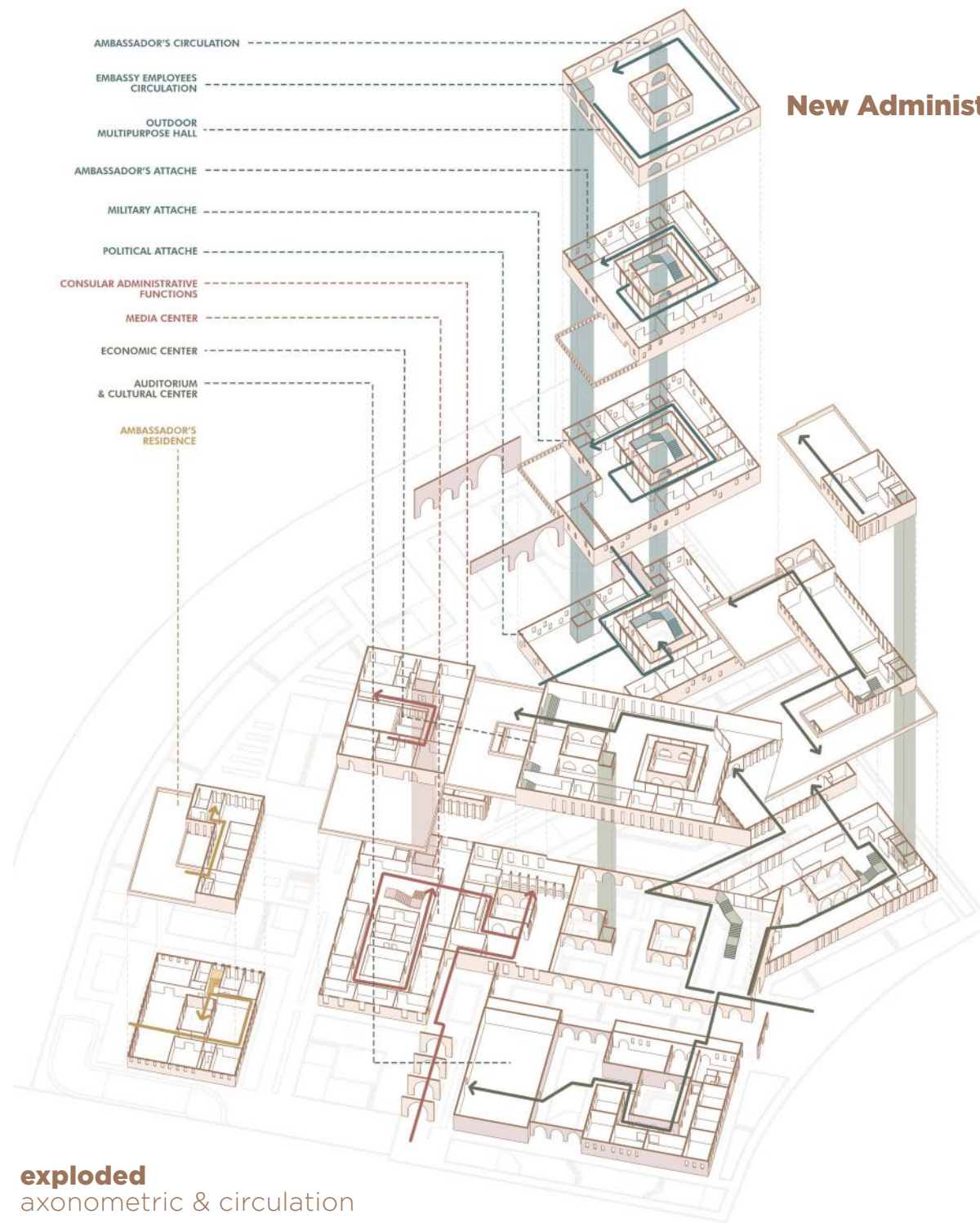


second floor plan









- AMBASSADOR'S CIRCULATION
- EMBASSY EMPLOYEES CIRCULATION
- OUTDOOR MULTIPURPOSE HALL
- AMBASSADOR'S ATTACHE
- MILITARY ATTACHE
- POLITICAL ATTACHE
- CONSULAR ADMINISTRATIVE FUNCTIONS
- MEDIA CENTER
- ECONOMIC CENTER
- AUDITORIUM & CULTURAL CENTER
- AMBASSADOR'S RESIDENCE

01

## New Administrative Capital, Egypt

**exploded**  
axonometric & circulation





The **public plaza** nestled between the res  
and the shaded lakes and economic cen





restaurant, library, and study rooms to the left, water to the right. Behind, the art exhibition.



The **embassy building** lit up at night, as well as the brick passageway connecting it to the **VIP guest hall**.






**north-west elevation** | public entrance



**south-east elevation** | VIP embassy entrance



**east elevation** | consulate entrance



**west elevation**



The **plaza** open to the public, nestled between the art exhibition, shaded lakes, economic center, library, and restaurant.







3D section a-a



entrance shaded lakes area



consulate visitor entrance





**intermediate space**  
between entrance & cultural center





**section b-b**




**cultural center** courtyard



**outdoor reading** area





section b-b



section c-c











To the left, the embassy “tower” stands. This is where all the embassy administrative functions take place. It is the tallest structure of the complex and is meant to stand out as a guiding “light.” To the right lays the guest building, where the conference and banquet halls are, separate from the administrative functions of the embassy.





# artisanharbor

to & beyond: **cairo waterfront**

Located in Qursaya, a mostly unvisited island in the Nile with an isolated population, the Artisan Harbor is an attempt to cultivate a **flourishing artisan community** and boost job opportunities for residents of Qursaya. Housing a **women's craft center and pottery school** where creativity takes flight. The adjacent commercial strip provides a **vibrant marketplace** for the crafts and pottery produced, fostering economic empowerment and drawing visitors to the products, enriching the lives of residents of the community. Complementing this, a **dedicated kindergarten** not only supports working mothers but transforms into a literacy center at night, to further foster intellectual growth and economic opportunity.





ART  
AT QURSAYAH

# الفن في القرصاية

الفنان محمد عبلة  
MOHAMED ABLA



ABLA IS AN ARTIST AND RESIDENT OF QURSAYA. HE IS WELL KNOWN FOR HIS ABSTRACT PAINTINGS PORTRAYING SOCIAL AND POLITICAL ISSUES.

بنور الأفلام

FILM  
MAKING

AN INITIATIVE FOR KIDS 12 TO 15 TO PRACTICE THE ARTS AND ACHIEVE ENVIRONMENTAL AWARENESS.  
24 CHILDREN | 4 SHORT FILMS



## QURSAYA, GRAFFITIED

"THE HAPPINESS PROJECT" STARTED IN 2013, WITH THE GOAL OF REVITALIZING EGYPTIAN VILLAGES, MAKING THE RESIDENTS FEEL LIKE A PART OF THE PROJECT.

## A NEW CULTURAL HUB

ARTIST & NOVELIST ABDEL RAZEK OKASHA ASPIRES TO OPEN 'DARNA', A MUSEUM ON QURSAYA ISLAND, TO BUILD A CULTURAL BRIDGE BETWEEN EGYPT AND FRANCE.



عبد الرزاق عكاشة

## FOOTBALL ACADEMY



CEMEX EGYPT AND FAIRY NILE AIM TO PROVIDE AN OPPORTUNITY FOR YOUNG PEOPLE IN THE ISLAND TO REALIZE THEIR DREAMS AND PASSION FOR PLAYING FOOTBALL.

الرياضة

## RECYCLE, REUSE



THE WOMEN OF QURSAYA COLLECT PLASTIC BAGS AND TURN THEM INTO BOAT BAGS, LAPTOP BAGS, WALLET, ETC.

# الفن في القسطة



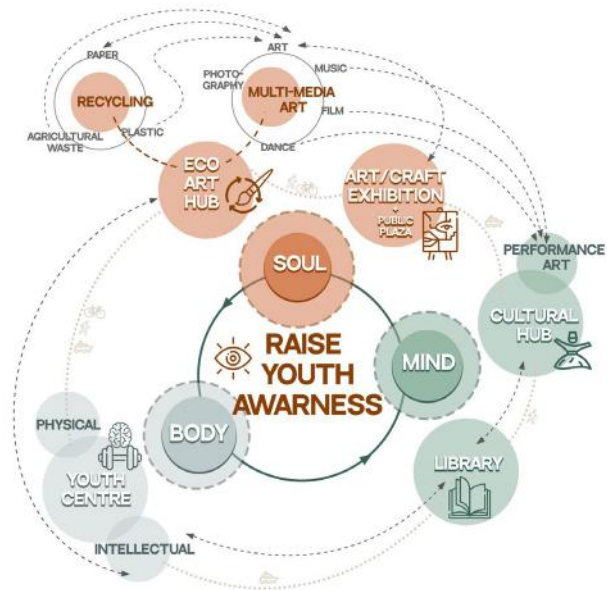
DARB 1718 - A CONTEMPORARY ART AND CULTURE CENTER.



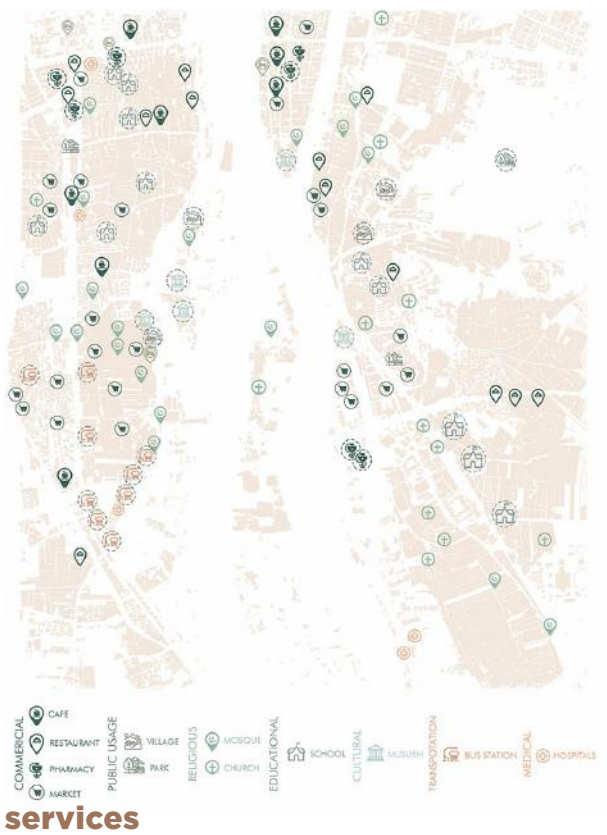
THE CENTER FOR TRADITIONAL CRAFTS WAS ESTABLISHED WITH THE AIM OF PRESERVING CREATIVE INDUSTRIES. IT IS ONE OF THE MAJOR PROJECTS ESTABLISHED BY THE EGYPTIAN MINISTRY OF CULTURE. TO REVIVE THESE INDUSTRIES, BY PROVIDING FULL OPPORTUNITY FOR ARTISTS AND CRAFTSMEN TO PRACTICE THEIR CREATIVITY, AND FOR ANY TOURIST IT IS AN OPPORTUNITY TO GET GLIMPSES OF THE TRADITIONAL ARTS THAT EGYPT HAS WITNESSED.







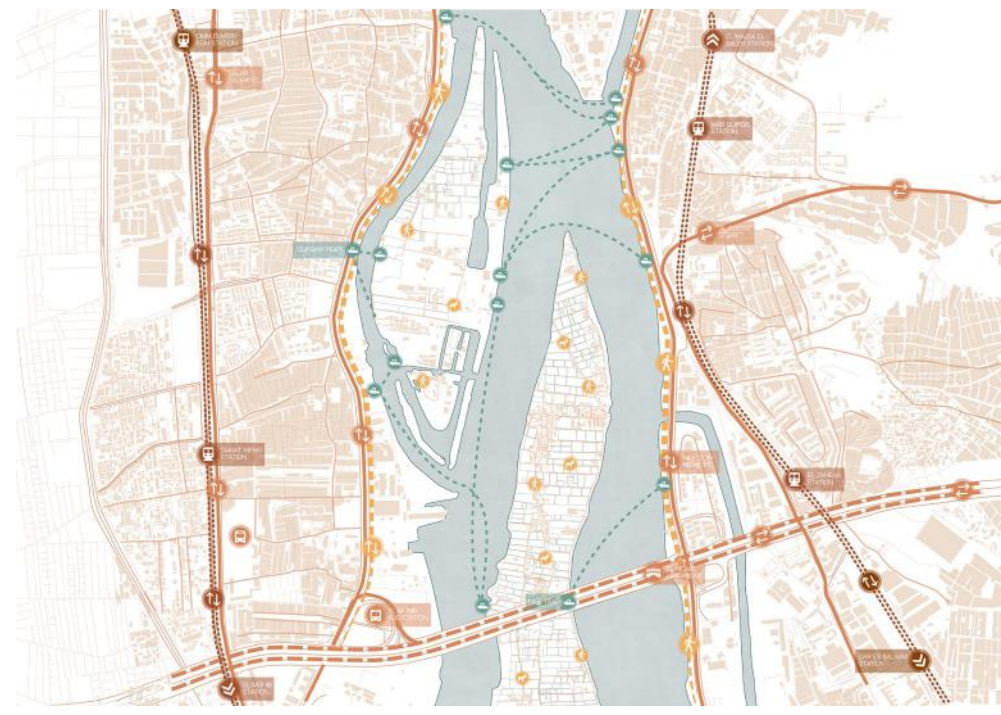
initial concept diagram



services



solid & void

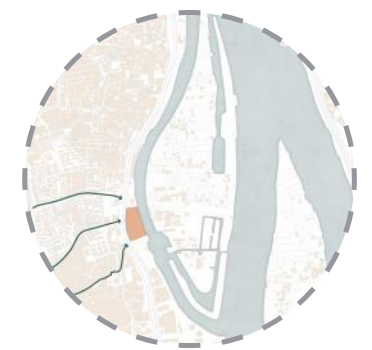


mobility analysis

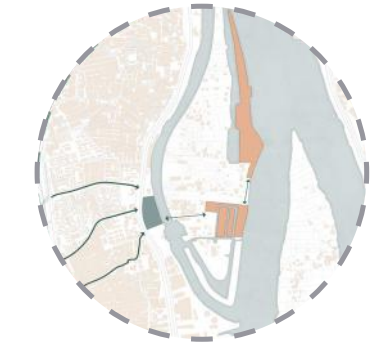
# 02

## Qursaya, Giza, Egypt

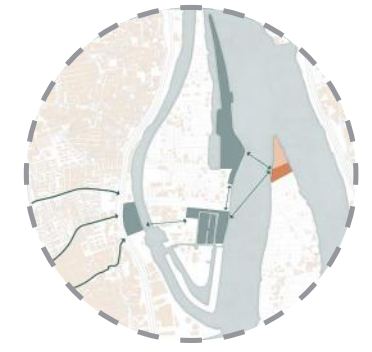
**1 Phase 1:** Starting with the west bank activation - bringing people from al-mounib to the water front using an art exhibition and a public plaza.



**2 Phase 2:** The second phase is where the visitors will begin to be drawn into Qursaya, with the masterplan starting to become more defined and with more interactive paths.



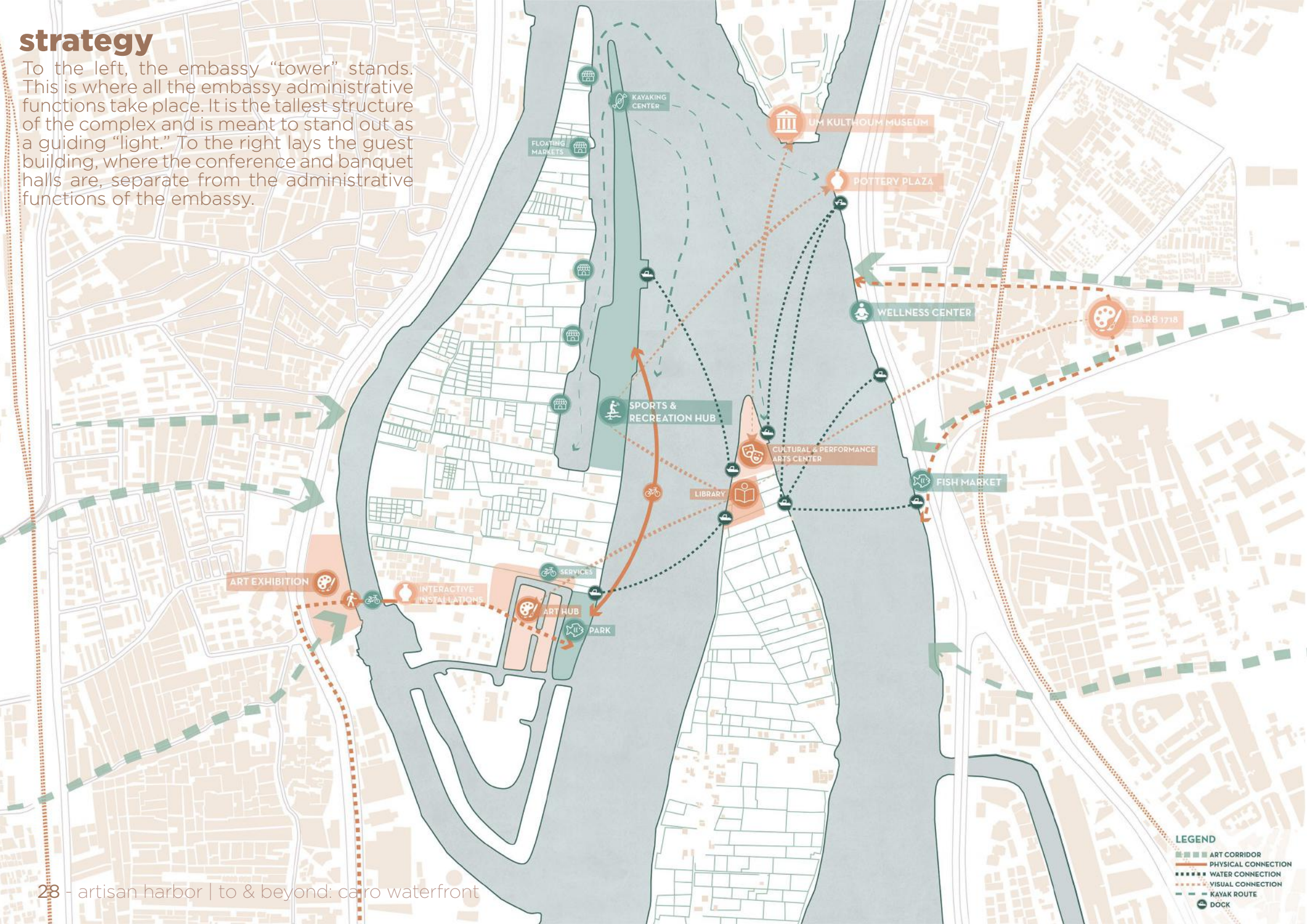
**3 Phase 3:** integration of Dahab Island and reusing the existing abandoned hotel to encouraging connection between the two islands, as well as the east bank.



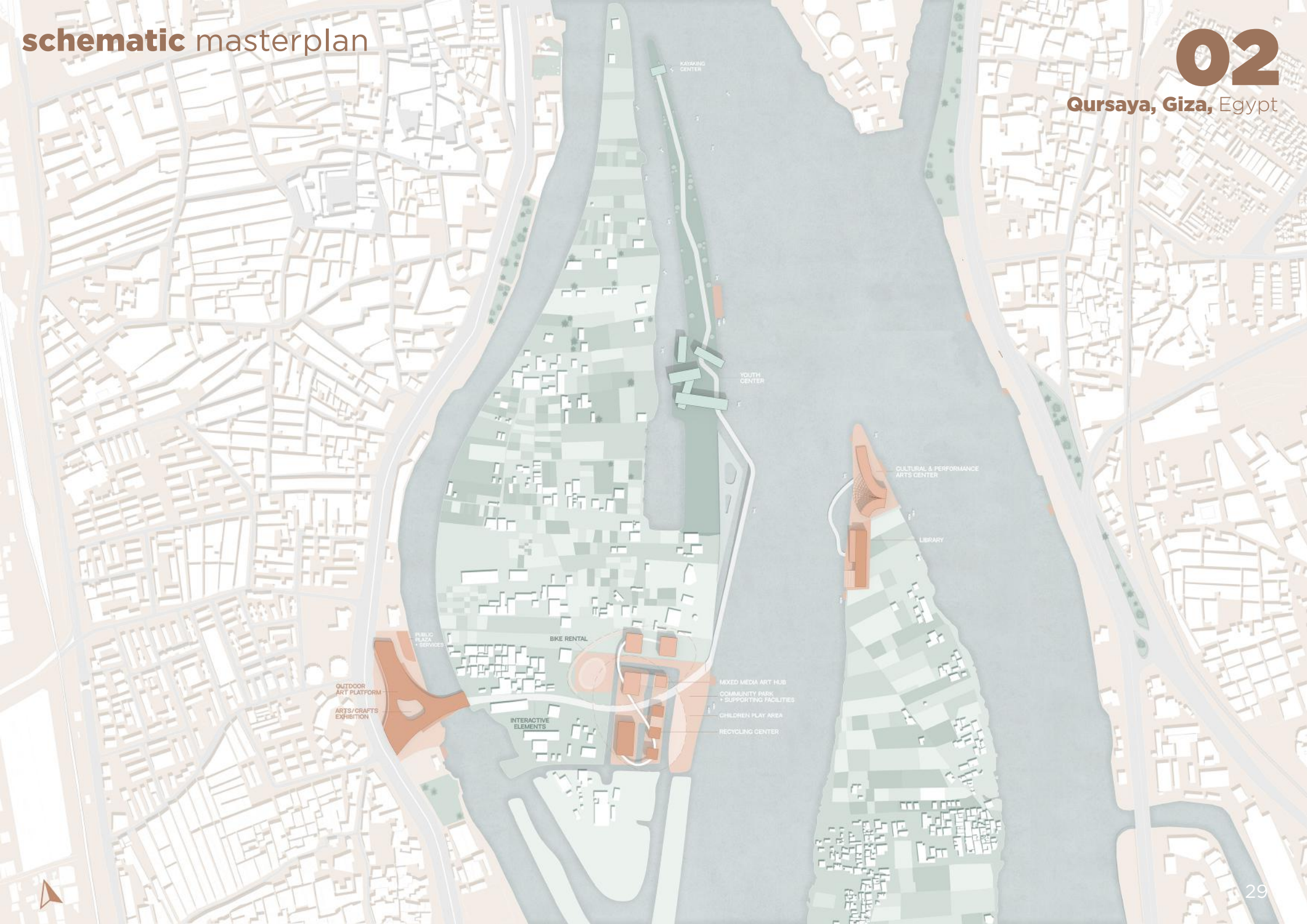


# strategy

To the left, the embassy “tower” stands. This is where all the embassy administrative functions take place. It is the tallest structure of the complex and is meant to stand out as a guiding “light.” To the right lays the guest building, where the conference and banquet halls are, separate from the administrative functions of the embassy.

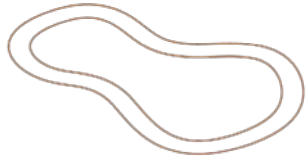






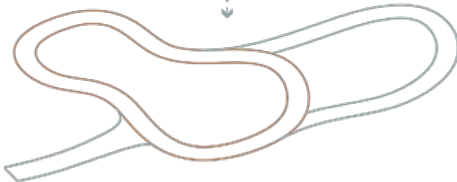
## form generation

### 1. PUBLIC & PRIVATE



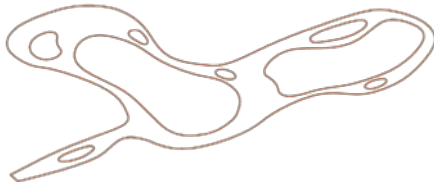
Looping the public and the private sides of the island together.

### 2. COMMERCIAL SPACES



Looping the markets and commercial spaces so that the "cycle" is complete.

### 3. AREAS & OPENINGS



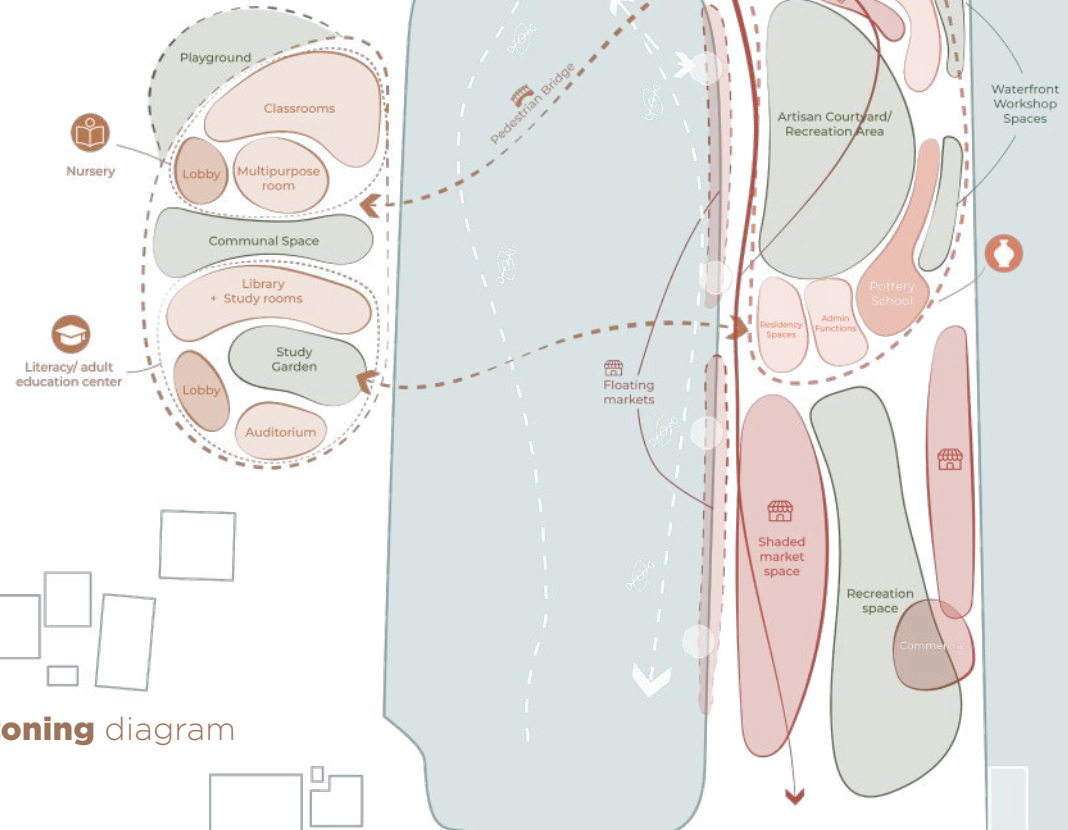
Adjusting the areas and openings according to function.

### 4. DYNAMIC HEIGHTS



Adjusting the heights and creating a dynamic unifying form.

## zoning diagram



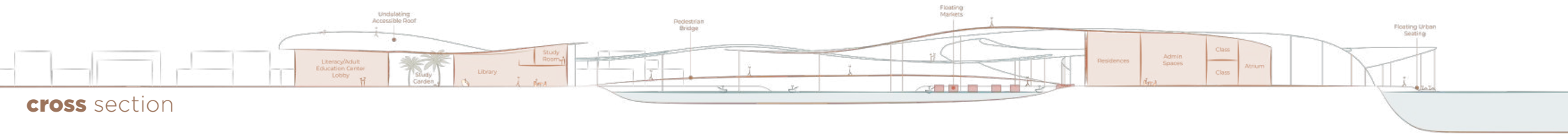


# initial sketches

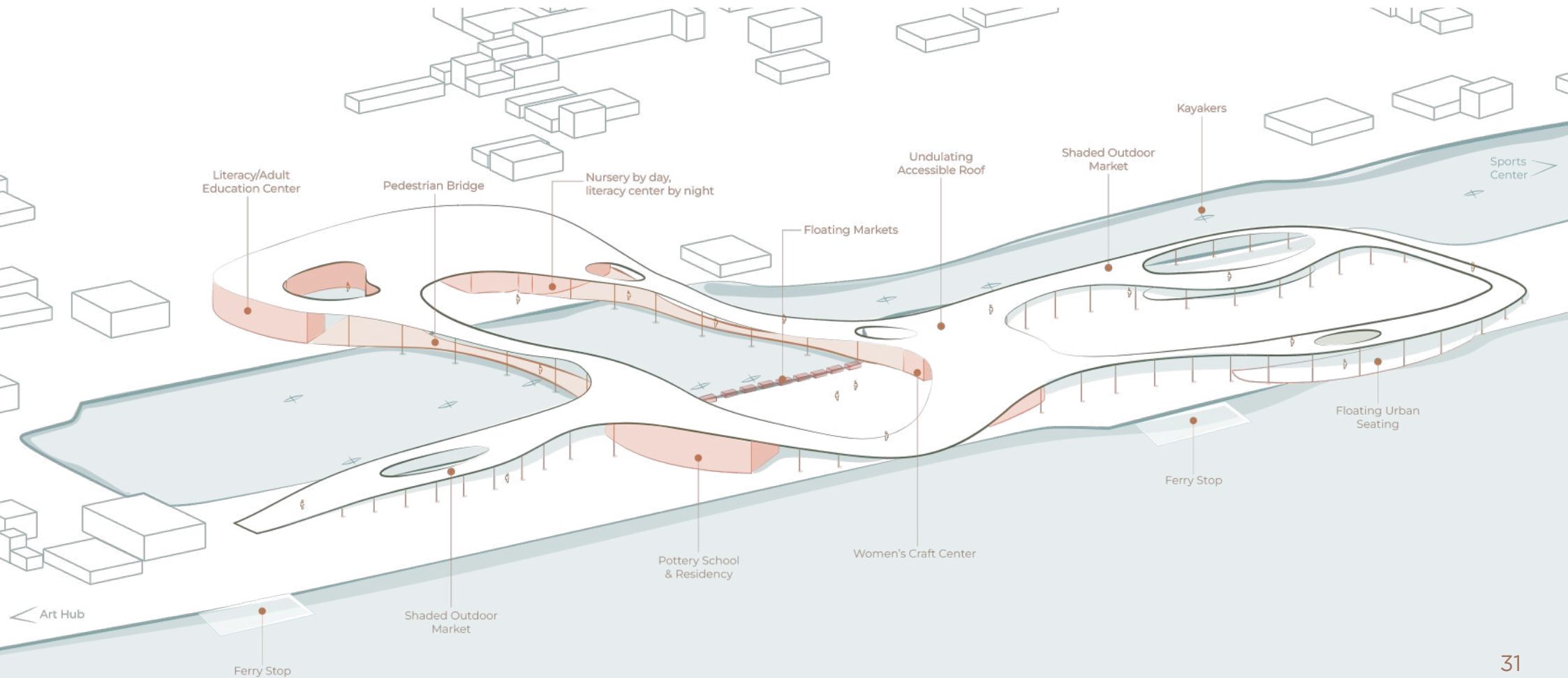
# 02

**Qursaya, Giza, Egypt**

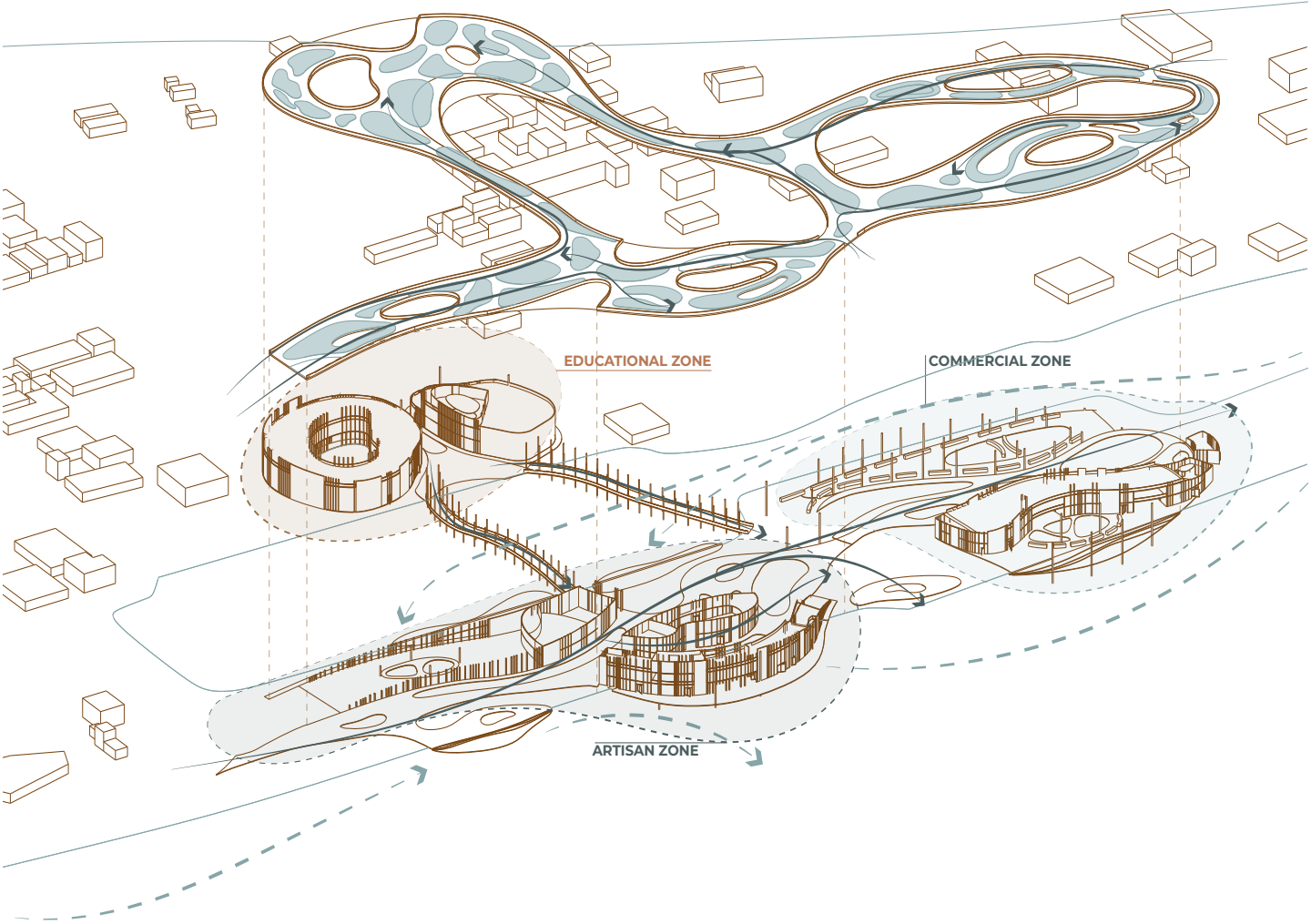
**market** section



**cross** section







**exploded zoning** diagram





**east** elevation



**west** elevation



**commercial** strip




**commercial strip** & open market





pottery school courtyard






**south** elevation




**north** elevation



**women's craft** center









**section a-a**




**section b-b**



**women's craft center**





















# bagnoli

---

## serenaded


international design **studio**

Bagnoli serenaded revitalizes the historic coastal area by **celebrating its industrial history** while **combating soil contamination** through sustainable agriculture, transforming the land into productive green spaces and fostering local food production. Expansive public spaces and captivating art installations celebrate Bagnoli's cultural heritage, while the reintroduced beach enhances its appeal as a seaside destination. This initiative aims to create a **dynamic, sustainable, and inclusive** environment for future generations.




## 01. analysis

# H I S T O R Y



Bagnoli, a community in Naples, Italy, prior to the war, was characterized by strong social bonds, unique customs, festivals, and rituals that fostered a sense of belonging.

W A R P E R I O D



Bagnoli, once a cultural hub, experienced overcrowding and urban deterioration post-war, but remains a symbol of unity and struggle.



Bagnoli's steel mill  
environmental impact  
ecosystems.





## I N D U S T R I E S



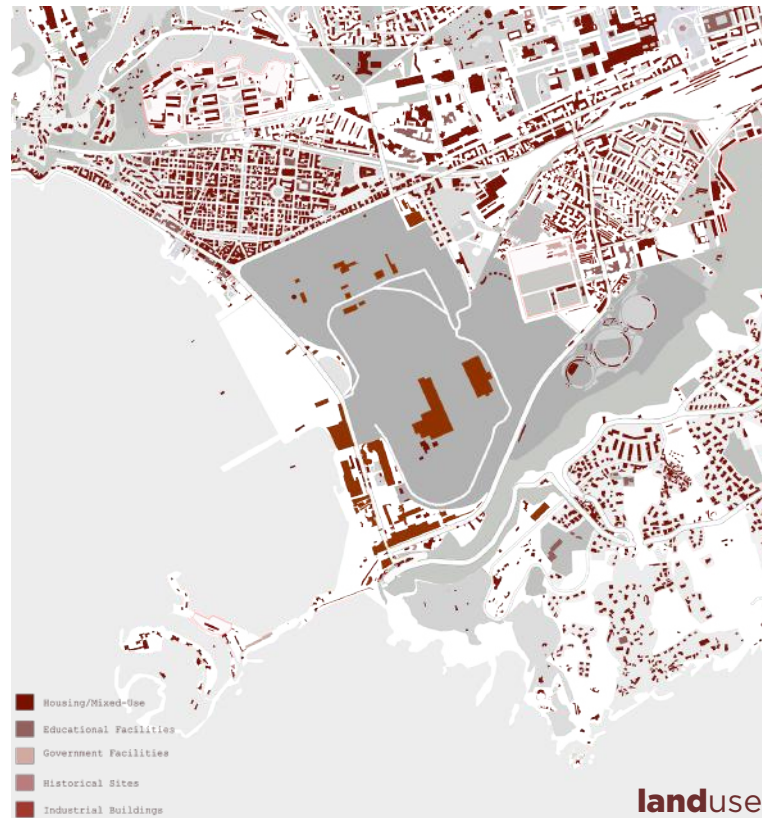
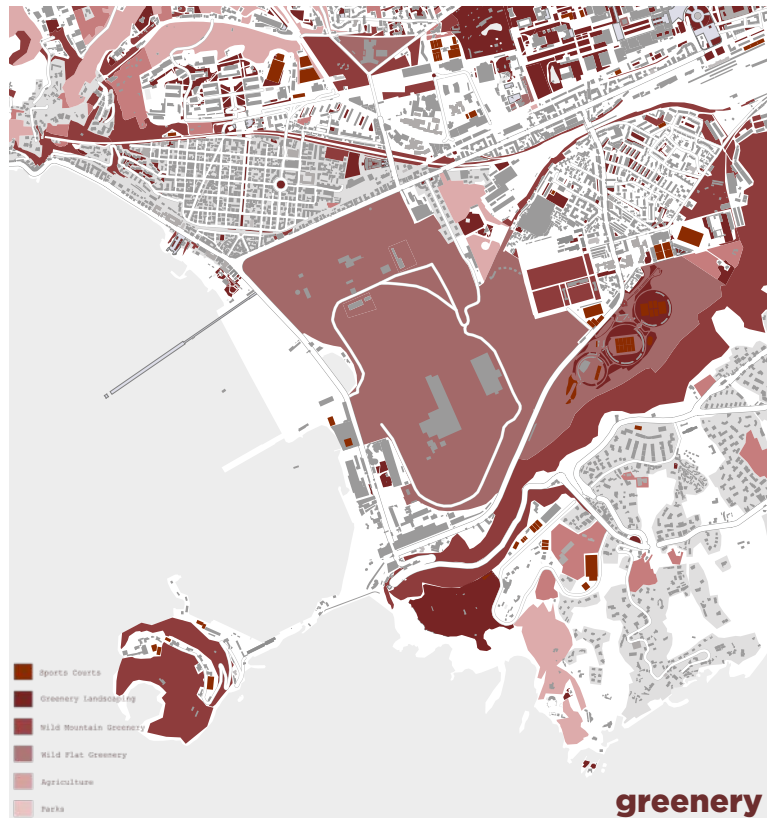
In the early 20th century, despite its economic benefits, had significant impacts, including discharge of industrial waste into the sea and affecting local

## T O D A Y

## Bagnoli, Naples, Italy



The Bagnoli community, despite its industrial past, has transformed into a vibrant street art hub, showcasing resilience and a desire for change.

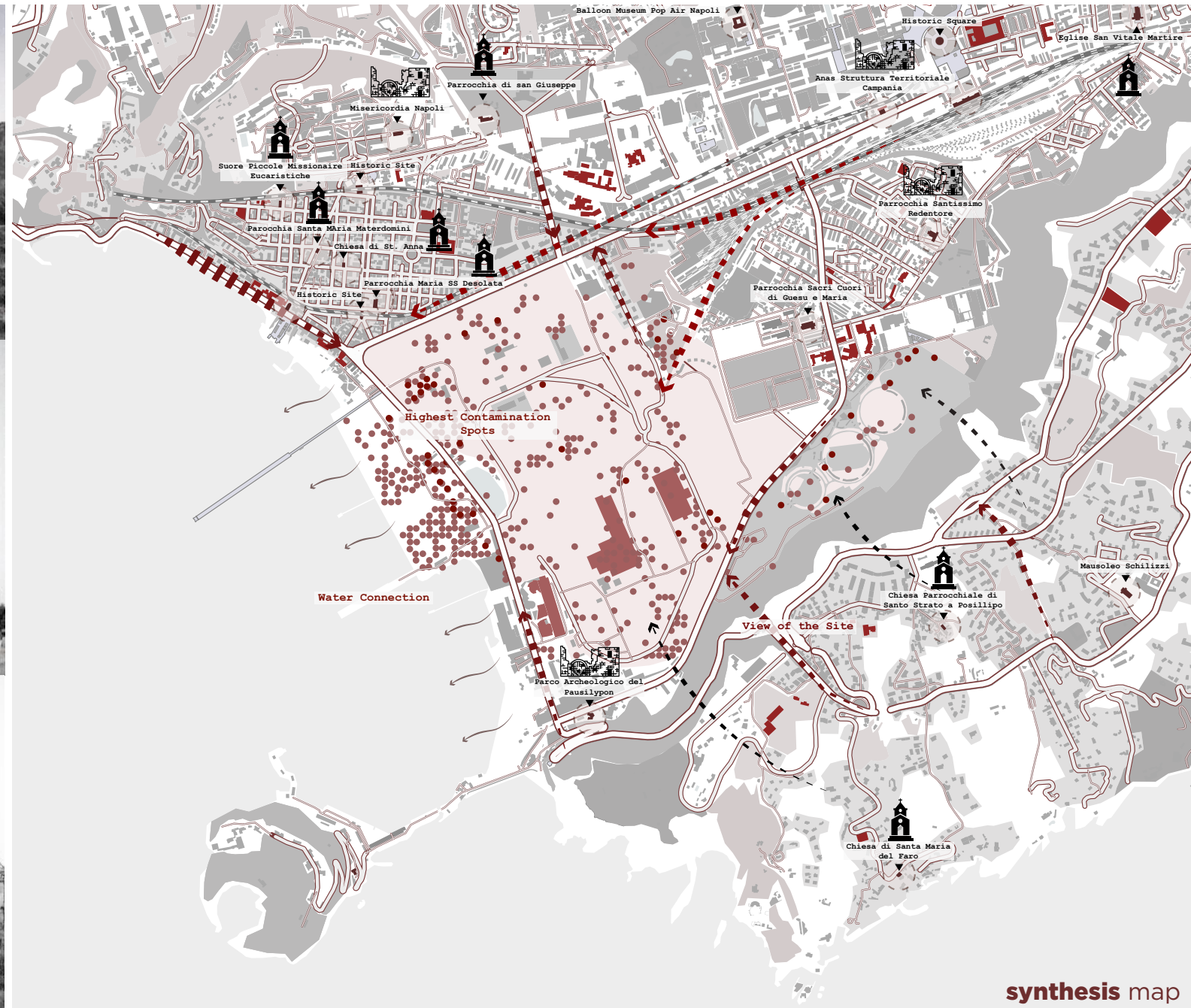


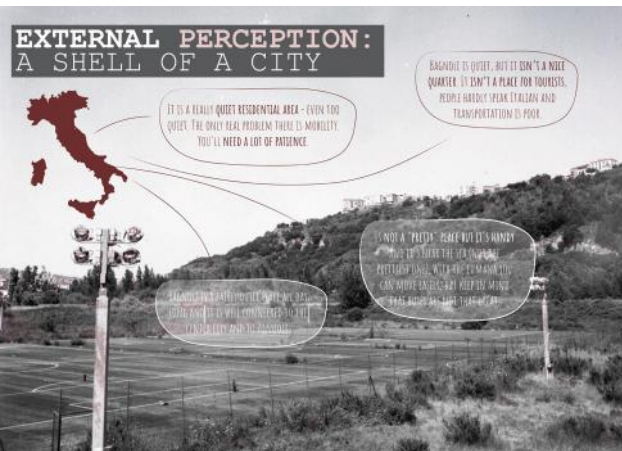


## Conclusions

Through our analysis, we were able to observe which areas were abandoned, and which were very high in density, that the site is accessible through a number of methods and that its very contaminated, both to marine life and human health. We've find that there is not much diversity in land use, with most of the buildings being residential or mixed use, with the exception of historic sites - Italsider factory, Basillica di San Lorenzo Maggiore, Pontile Nord, etc. - and a large sports complex next to the site.



# 01. analysis







## 02. Initial vision



# 03

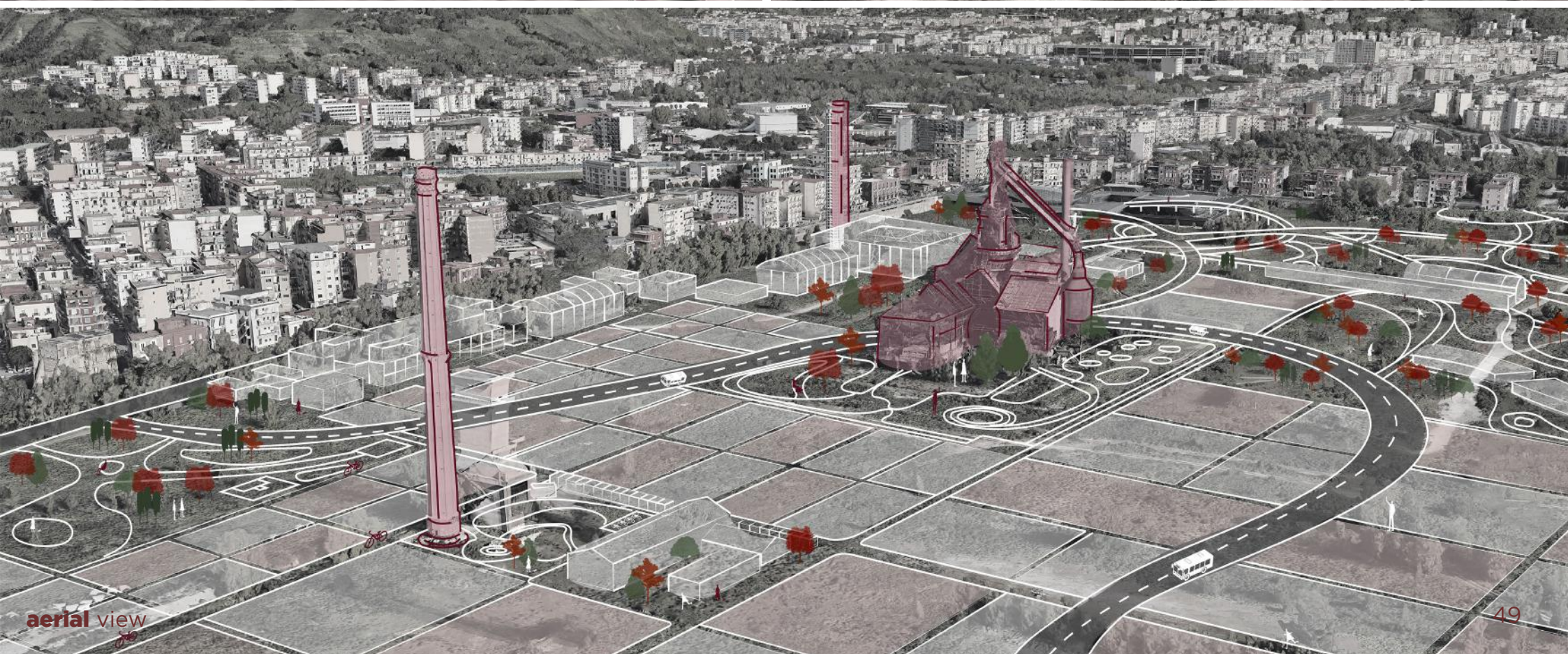

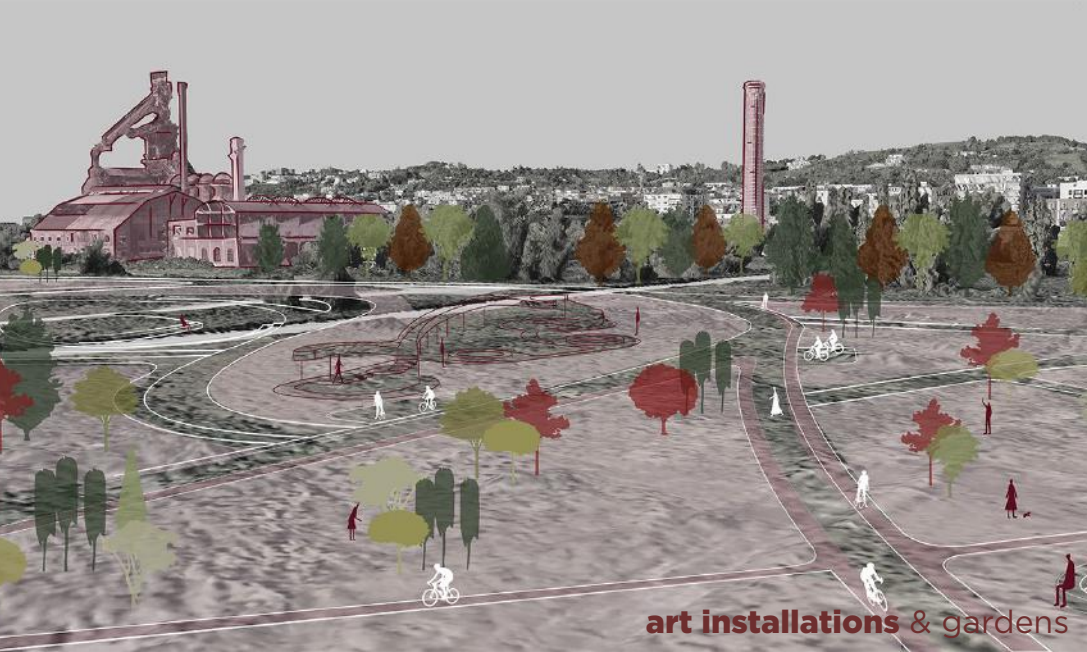
Bagnoli, Naples, Italy









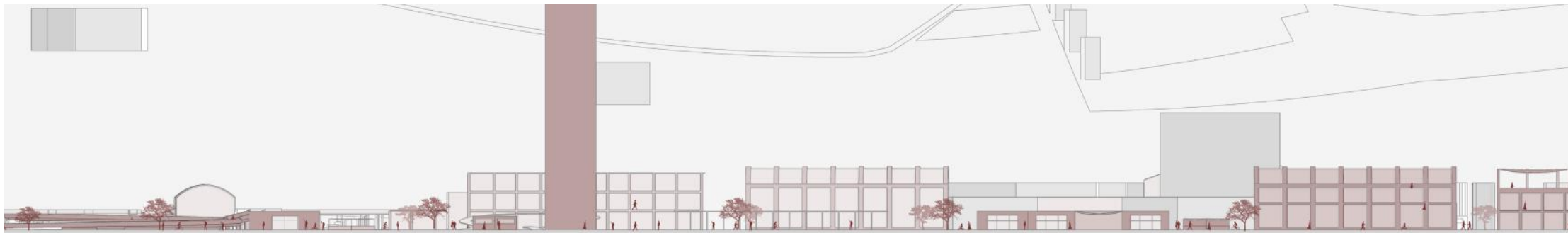




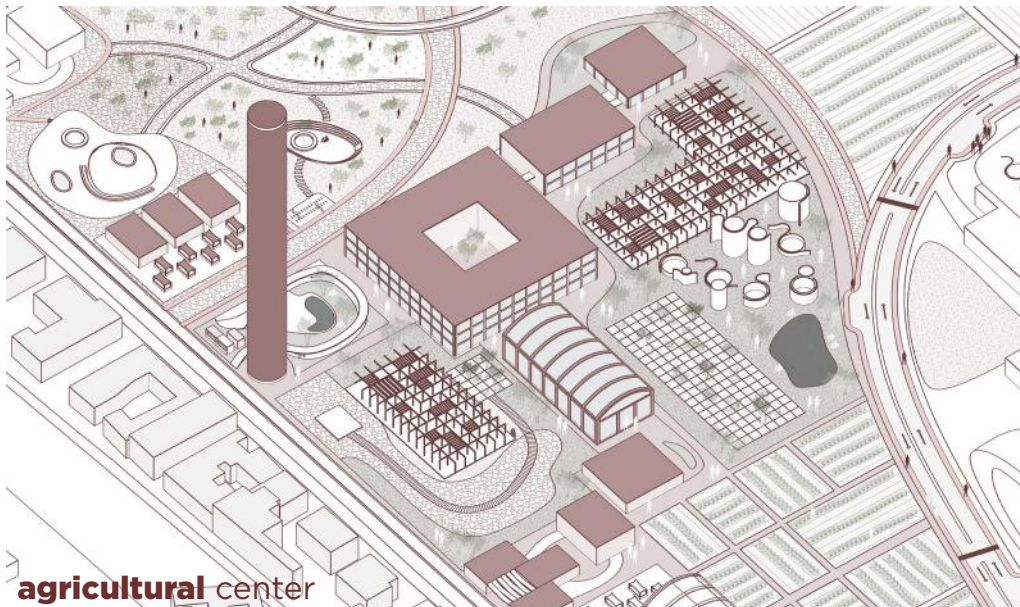
### 03. masterplan



**section a-a**




**section b-b**



**agricultural center**



**indoor markets**

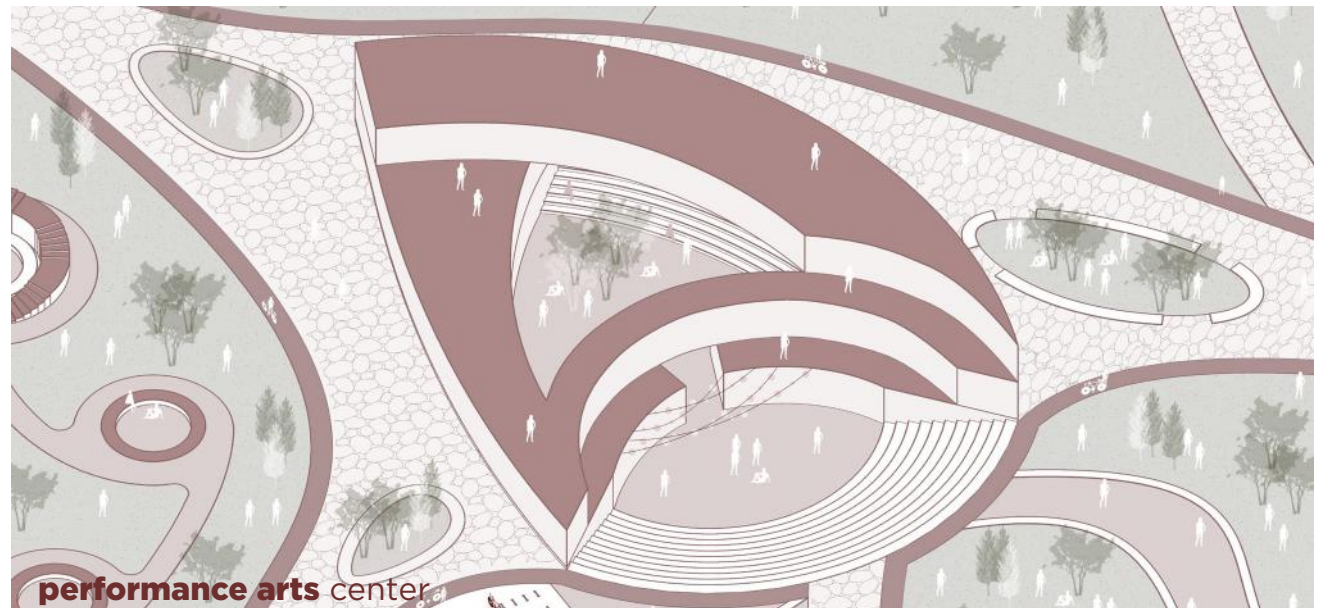


**plaza area**





amps



performance arts center







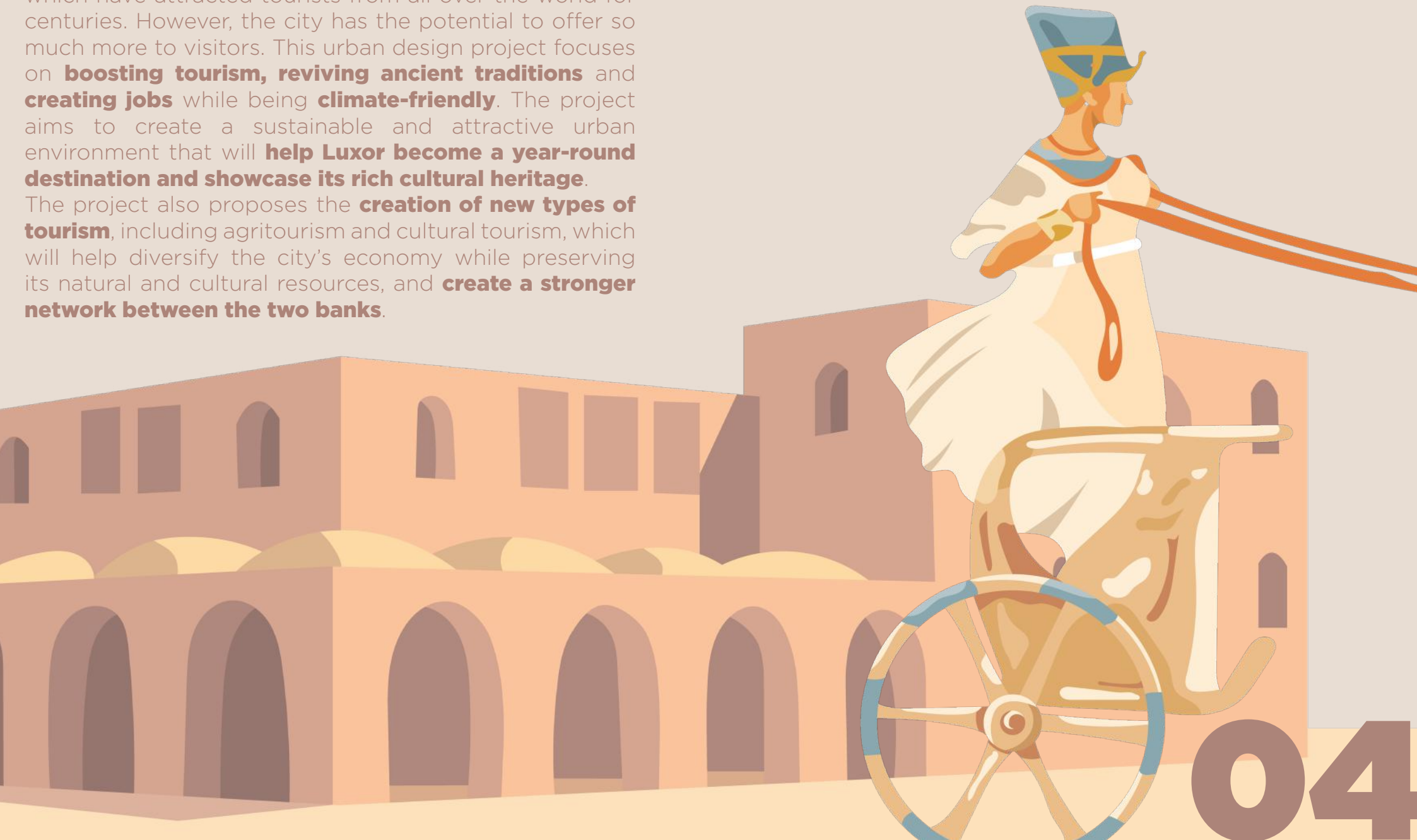
# betweenthebanks

urban **design**

Luxor, Egypt  
7th semester

Luxor, Egypt, is known for its ancient temples and tombs, which have attracted tourists from all over the world for centuries. However, the city has the potential to offer so much more to visitors. This urban design project focuses on **boosting tourism, reviving ancient traditions** and **creating jobs** while being **climate-friendly**. The project aims to create a sustainable and attractive urban environment that will **help Luxor become a year-round destination and showcase its rich cultural heritage**.

The project also proposes the **creation of new types of tourism**, including agritourism and cultural tourism, which will help diversify the city's economy while preserving its natural and cultural resources, and **create a stronger network between the two banks**.



04



# 01. visual analysis




[Click here to watch video.](#)

Through our site visit, we were able to examine what we studied theoretically from a closer distance – experiencing the different modes of transportation, the temples, and most importantly, getting to **interact with the locals and tourists**, to hear their experience.



*here, holy power manifested*



*with the most beautiful facades, runways and squares*



54 - between the banks | luxor urban design





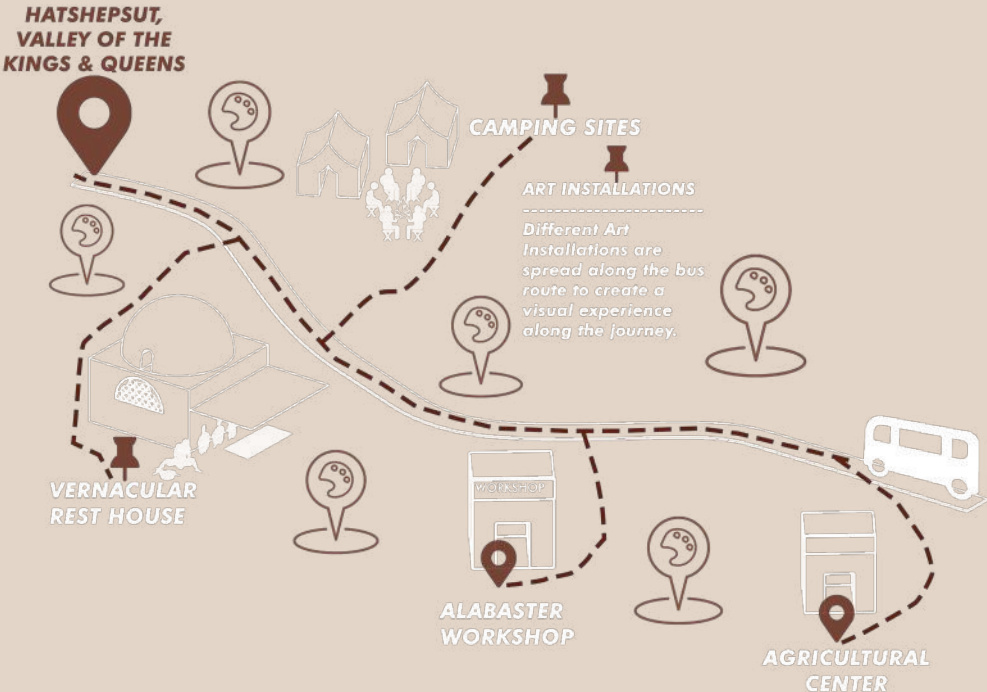
We got to observe the sounds, colors, textures, and feel of the small yet significant city. By scanning the QR code, you will be able to **experience the journey** with us in documentary form.





## 02. urban strategy


The strategy aims to slowly transform Luxor into the **all year long destination for different tourism types**, entailing a slow and subtle transformation that will spread the uniqueness of the heritage sites all through the city. This should bring **prosperity** and help the **economy flourish** in a more sustainable way.



urban section a-a



urban section b-b



a journey through luxor



art installations  
agriculture centre  
art installations  
cultural center  
workshops

CREATIVE / CULTURAL

FESTIVAL ROUTE

camp spots  
rests & cafes  
islands activation  
flea market

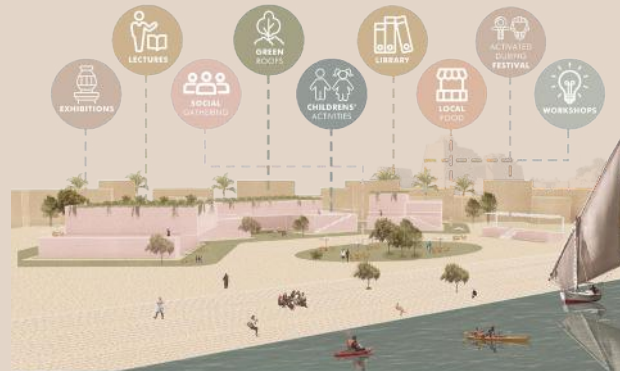
COMMERCIAL

NETWORKS

HISTORICAL



workshops



cultural center



floating markets



meditation island



restaurant island



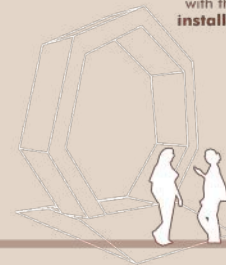
arrive at  
luxor temple




try your hand  
at textile making




kayak across the  
nile, arriving at  
the west bank



observe or interact  
with the art  
installations



learn farming basics  
at the agriculture center





stop by the vernacular resthouse  
for the authentic experience


continue to valley of the kings, valley of the queens,





03. masterplan


- 


EXPAND AGRI-TOURISM AND REVIVE TRADITIONAL AGRICULTURE PRACTICES.
- 

ACTIVATE THE WEST BANK AND DRAW TOURISTS TO IT IN A NON-DESTRUCTIVE MANNER.
- 

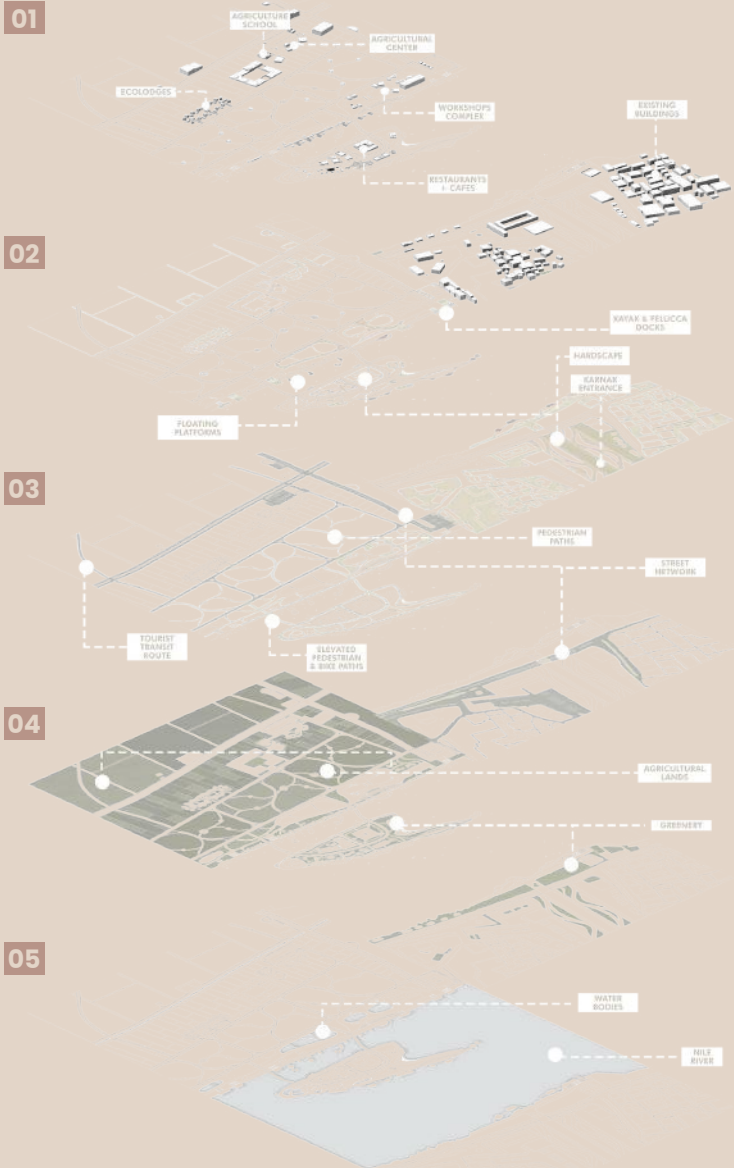
USE THE NILE AS A VESSEL FOR TOURISTS TO NAVIGATE ON THEIR OWN BETWEEN THE TWO BANKS.
- 

CONNECT THE EAST & WEST BANKS USING BOTH VISUAL AND PHYSICAL ELEMENTS.
- 

CREATE A VISUAL CONNECTION WITH KARNAK TEMPLE FROM ACROSS THE BANK.
- 

PROVIDE NEW FORMS OF TOURISM AND EXTEND TOURIST SEASON.
- 

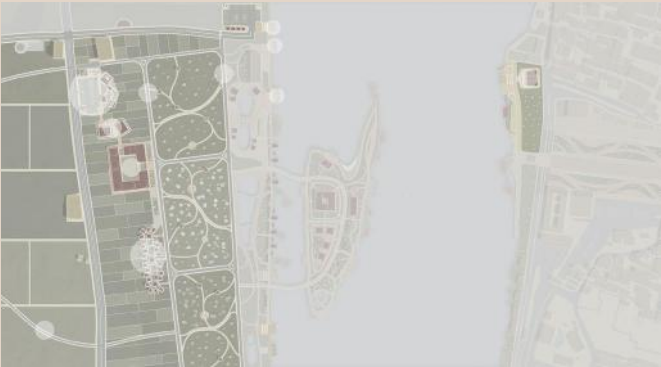
CREATE A TOURIST HUB USING THE VACANT ISLAND ACROSS FROM KARNAK.



2022



2028



2034



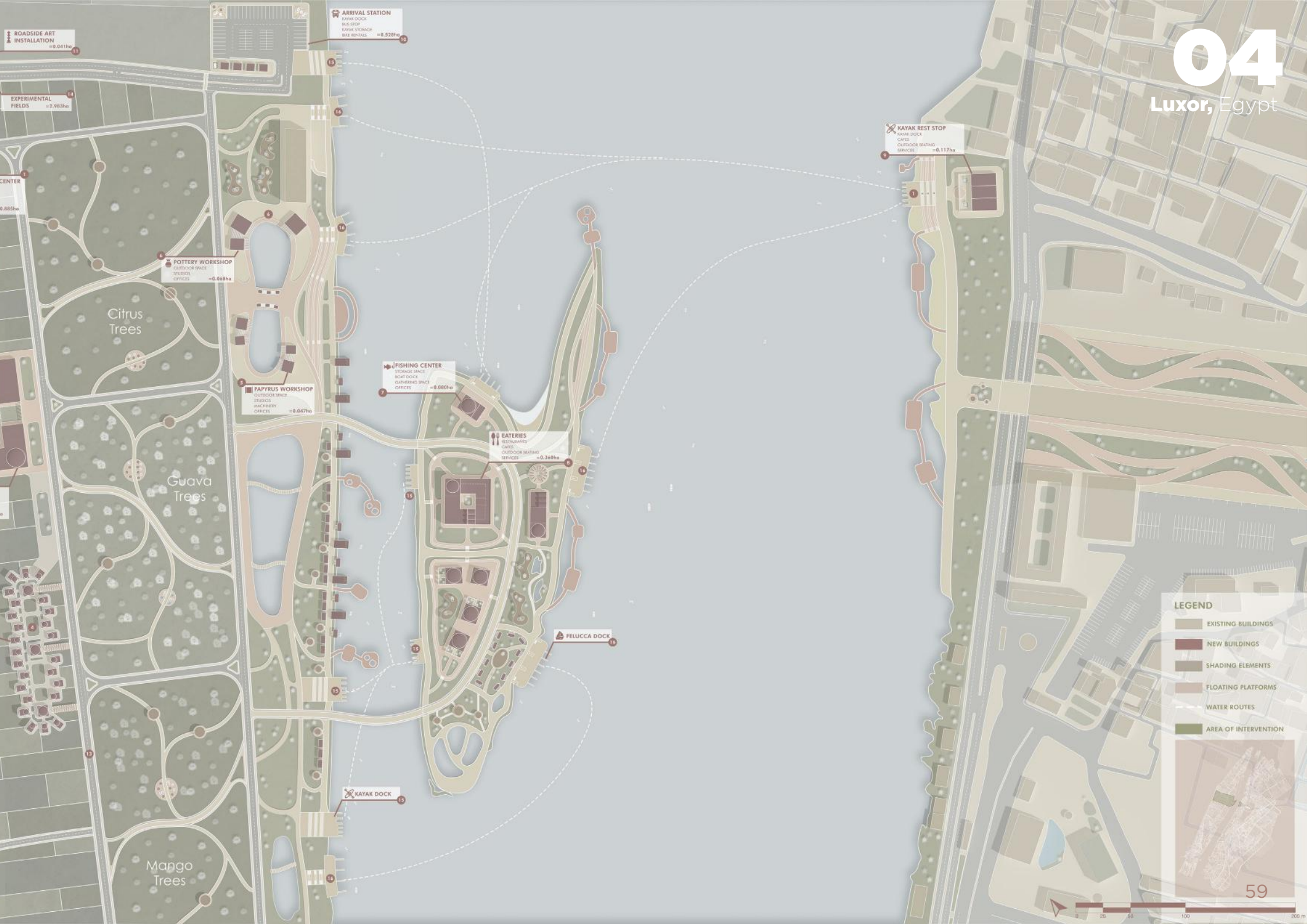
2040





# 04

Luxor, Egypt



## LEGEND

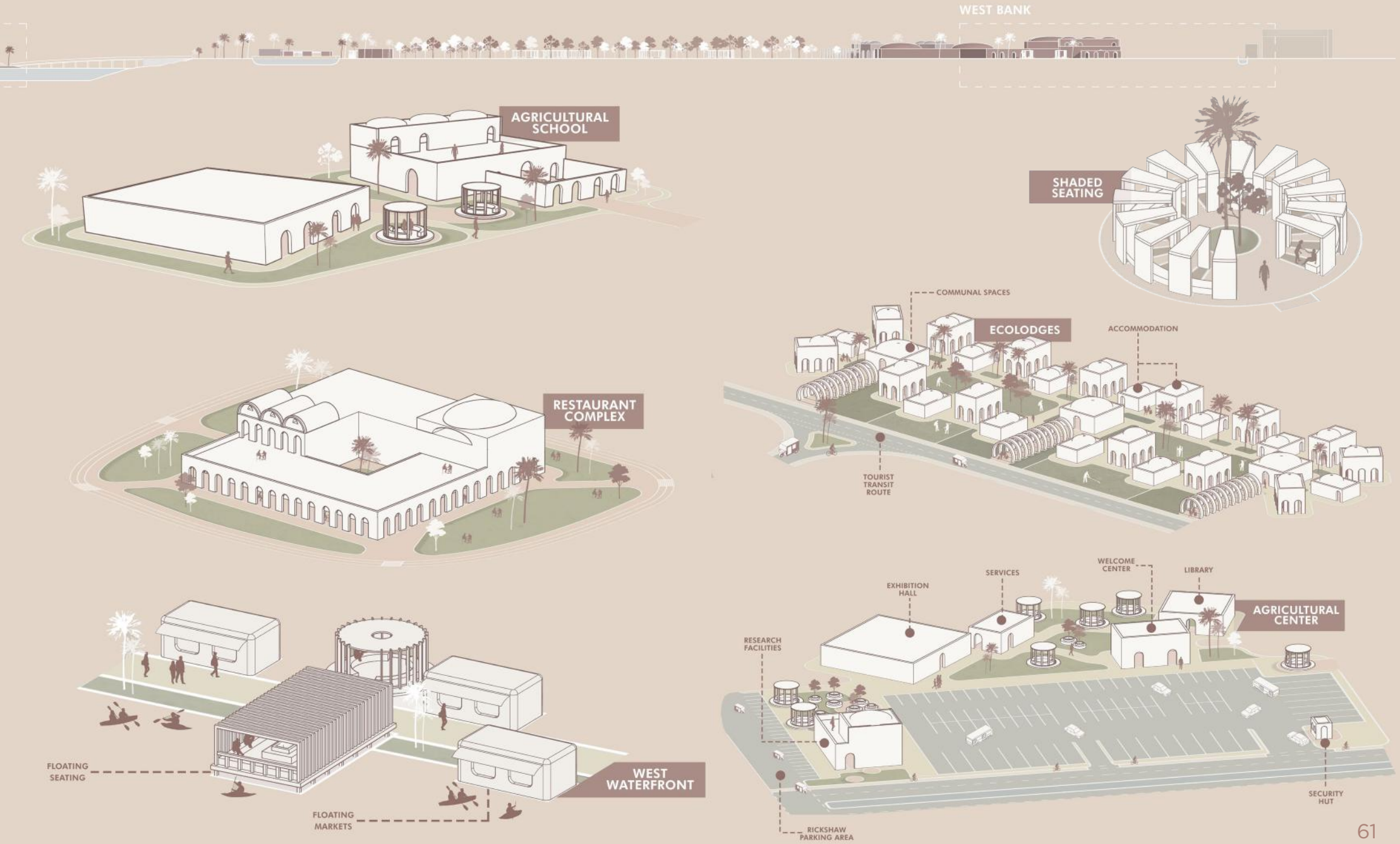
- EXISTING BUILDINGS
- NEW BUILDINGS
- SHADING ELEMENTS
- FLOATING PLATFORMS
- WATER ROUTES
- AREA OF INTERVENTION



03. masterplan

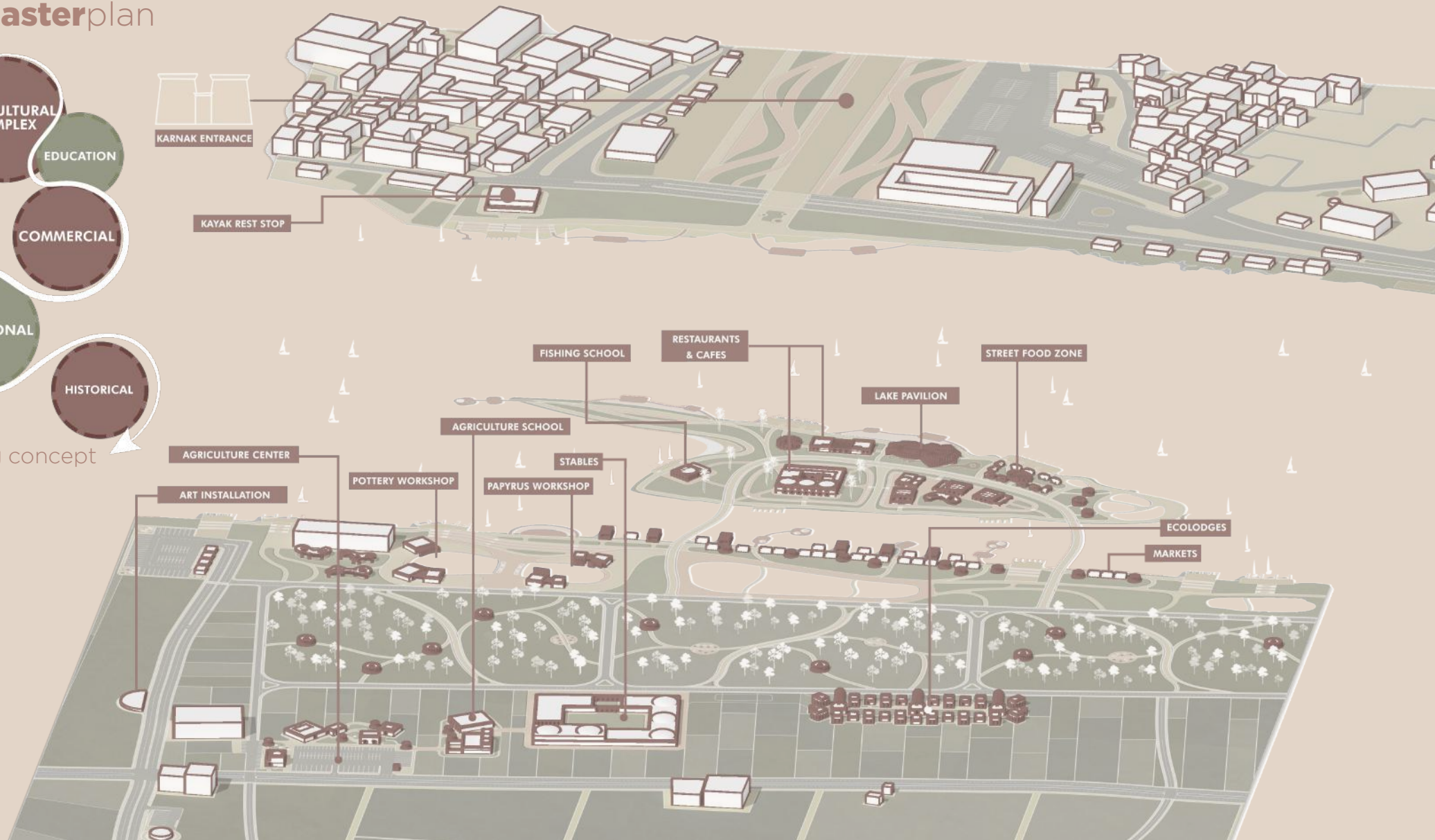
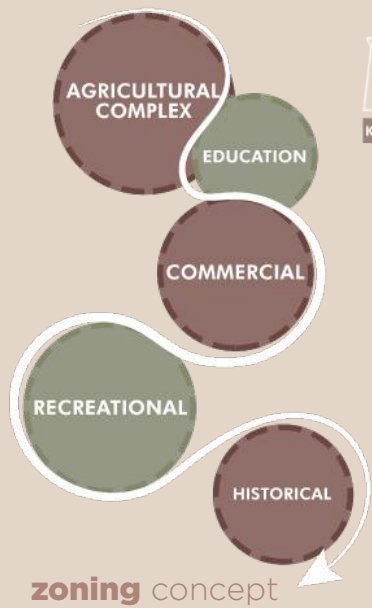




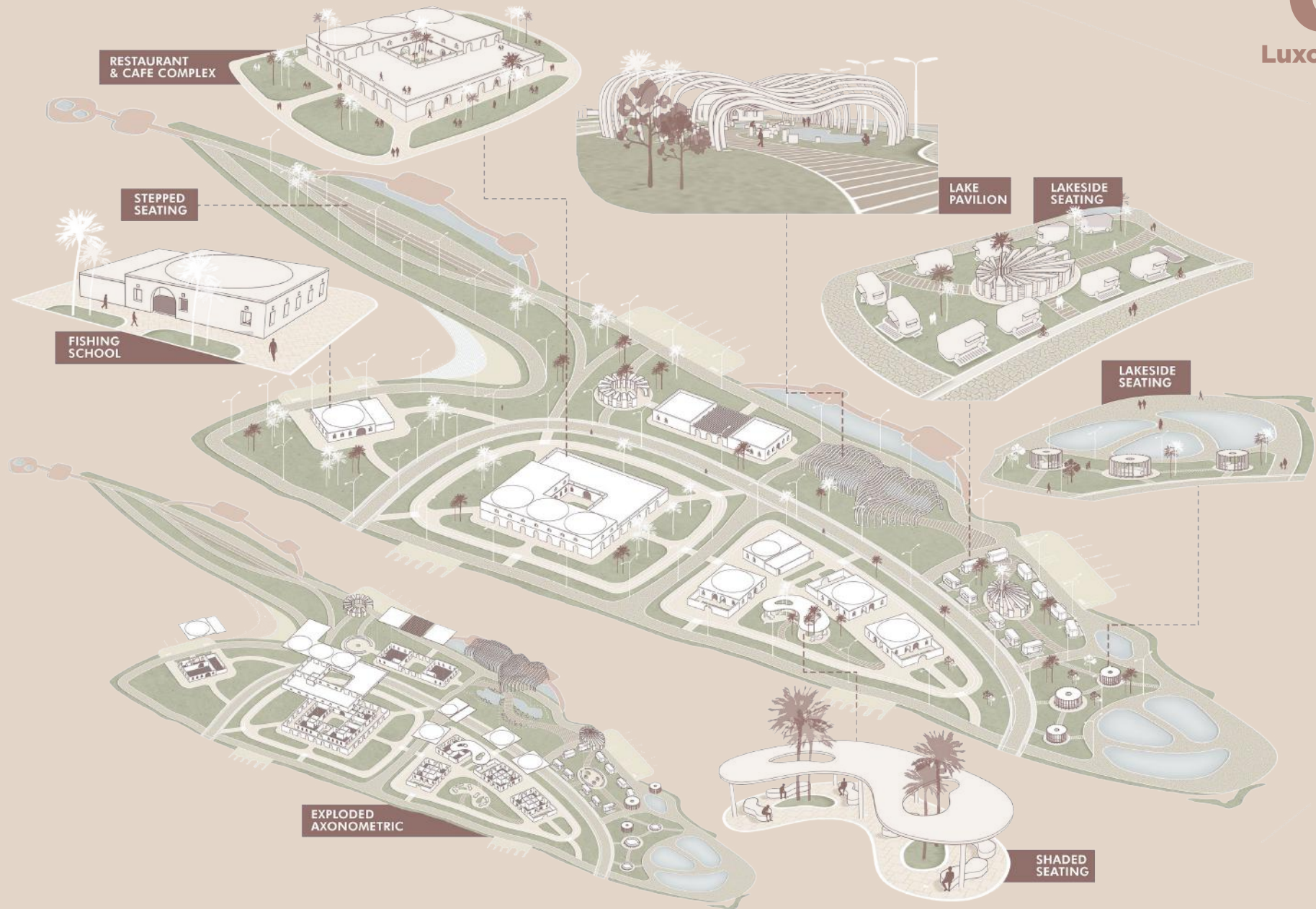




03. masterplan







section b-b



## 04. urban design zoom-in



section a-a

64 - between the banks | luxor urban design





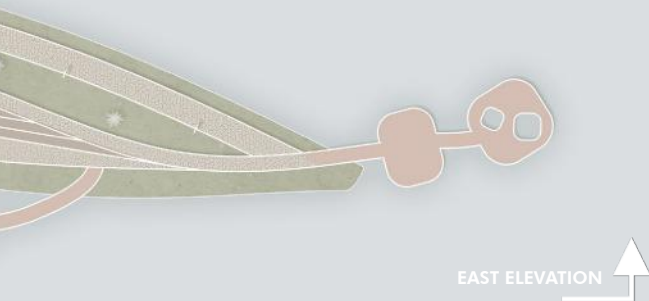
**restaurant & cafe** zoom-in



**section C-C**



**section C-C cont'd**









# revitalizing swissclubcairo

competition **entry**

The objective was to restore an **abandoned** part of the Swiss Club and create a functional space that inspires the a more **engaged and connected community** and provide a safe, enjoyable space for all. There is no shortage of **lively, fun activities** for all age groups.

**Team:** Renada **Mohamed**, Sara **Al-Abhar**



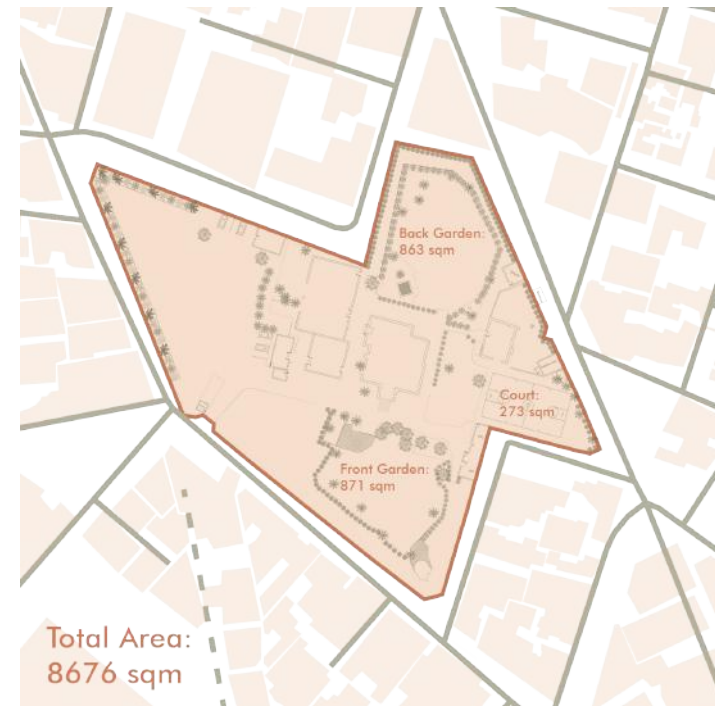




**vehicular** accessibility map



**walking** accessibility diagram



**solid & void**



**street** network



**urban fabric** analysis



open gallery & seating area section



garden & reading zone section



ground floor plan




top view

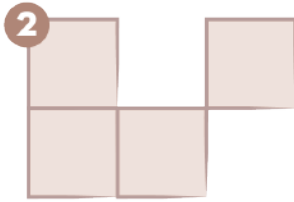




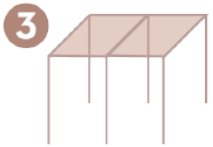
## form generation



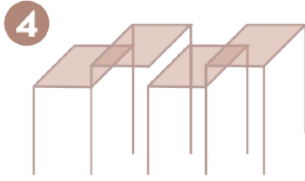
Creating a **3x3** module for ease of assembly.



Experimenting with **shifting** the modules to create **dynamic** spaces.



**Extruding** the modules to create shaded spaces.



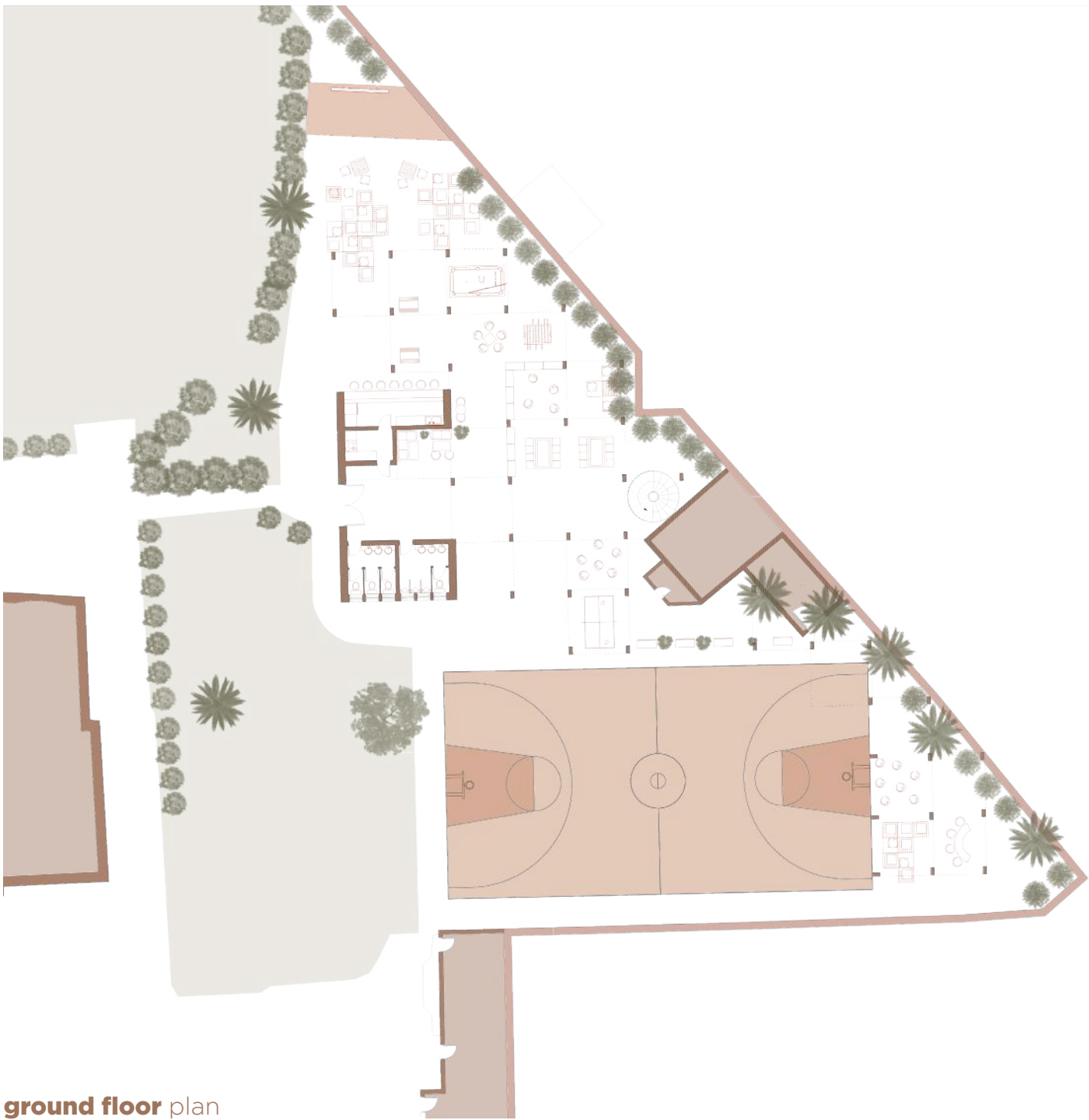
Playing with shading **heights**.



## materials moodboard







ground floor plan



site plan



mezzanine floor plan 71





**section** a-a



**basketball** court



**bar** & shaded area



section b-b



yoga/reading area





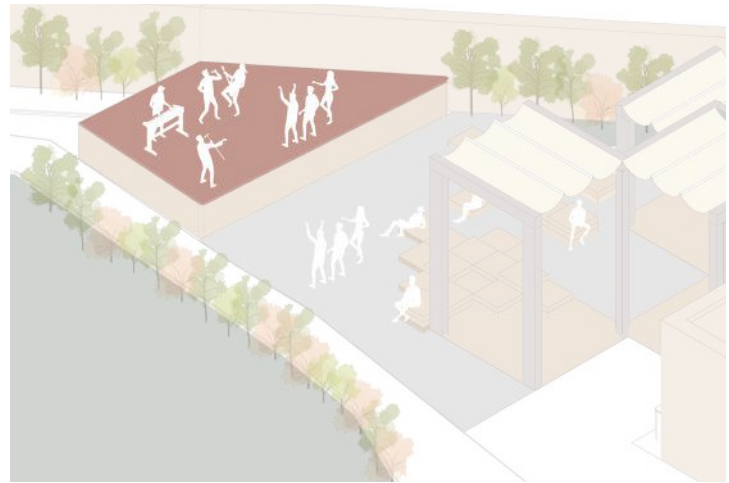
**west elevation**



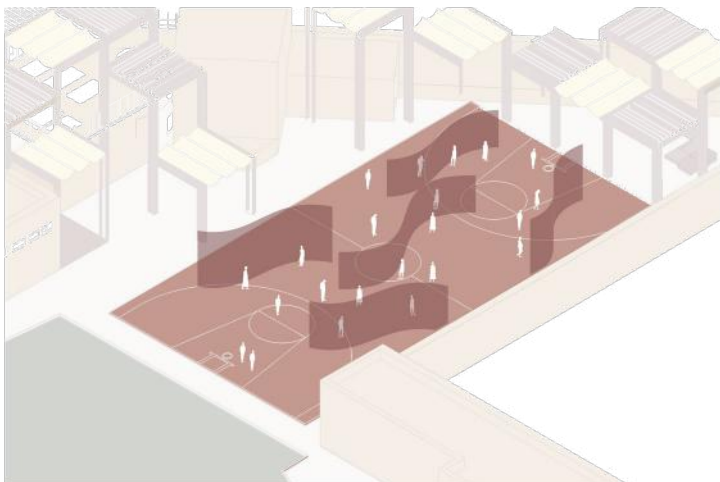
**basketball court** scenario 1



**mezzanine** scenario 1 | reading area



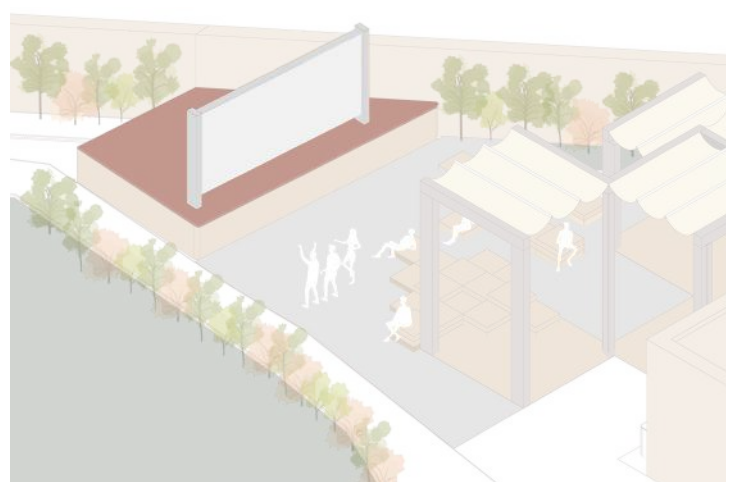
**stage** scenario 1 | live performances



**basketball court** scenario 2 | open gallery



**mezzanine** scenario 2 | yoga



**stage** scenario 2 | outdoor cinema



south elevation



aerial view















# miskal-ghazal

interior **design**

Located in 5A, Misk Al-Ghazal is a perfume store that attempts to combine **orientalism** with **modernity**, creating a colorful, somewhat eclectic, and welcoming experience. The store is primarily focused on **involving the user**, with a “make your own scent” station and an interactive display breaking down the scents.





**touch & feel**



**storefront moodboard**



# 06

5A, New Cairo,  
Egypt











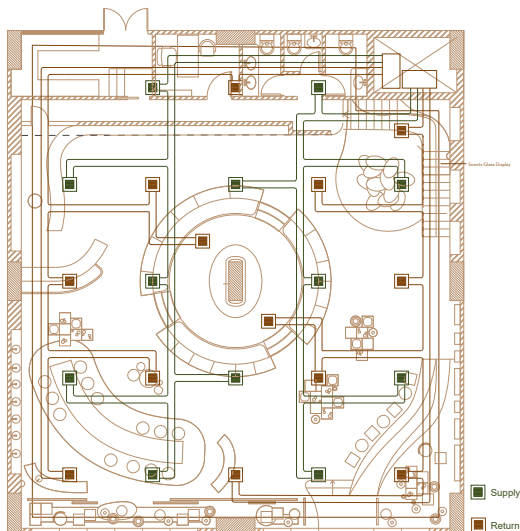
cashier



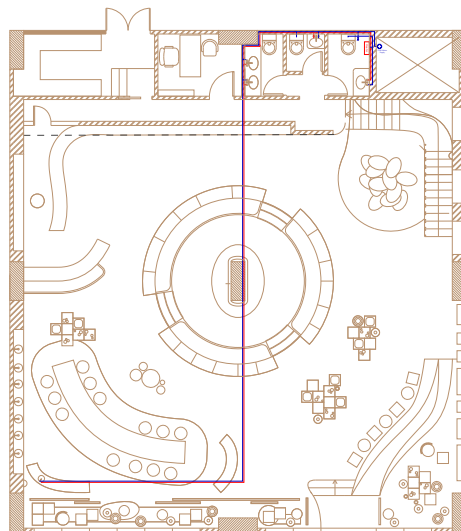
mezzanine floor | interactive display & scent specialist

06

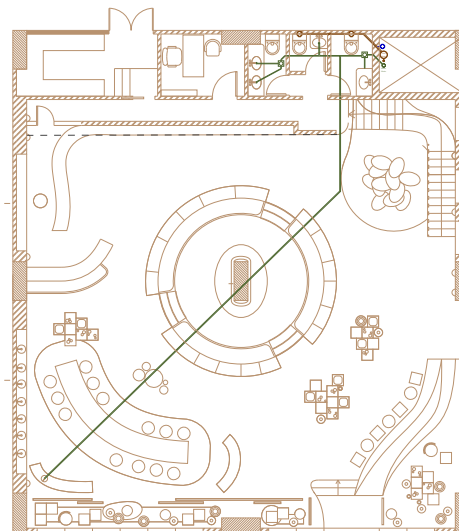
5A, New Cairo,  
Egypt



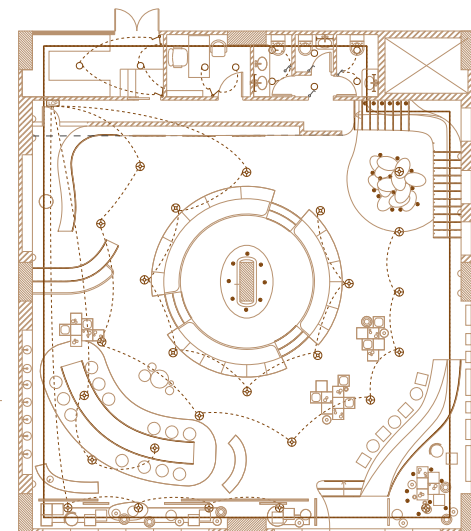
hvac plan



water supply plan



waste plan



lighting plan

- Vent Ceiling over lighting
- ⊗ Fixed recessed ceiling lighting fixture
- ⊙ Recessed drop lighting fixture
- Floor recessed directional or light
- ⊙ Recessed recessed ceiling down lighting fixture
- Recessed recessed ceiling down lighting fixture
- One gang, one way lighting switch
- Two gang, one way lighting switch
- One gang, two way lighting switch
- ⊙ Lighting Control Panel









view from the queue



entrance

06

5A, New Cairo,  
Egypt







06

5A, New Cairo,  
Egypt









# heart of the city

project & construction **management**

For the course, we designed a villa for a family in the Fifth Settlement, New Cairo, to meet all their **spatial needs at an ideal location** to fit their lifestyle. The villa is equipped with spacious terraces, a studio/office space, and a backyard pool.

We worked on the project planning process starting from the design phase through to **the construction planning and scheduling**, including the creation of a work breakdown structure, a comprehensive bill of quantities, material schedules, time schedules, risk analysis, and specialized method statement.

**Team:** Renada **Mohamed**, Salma **Abul-Dahab**,  
Sara **Amr**, Karim **ElBarbary**





**backyard** with pool



**spacious** terrace

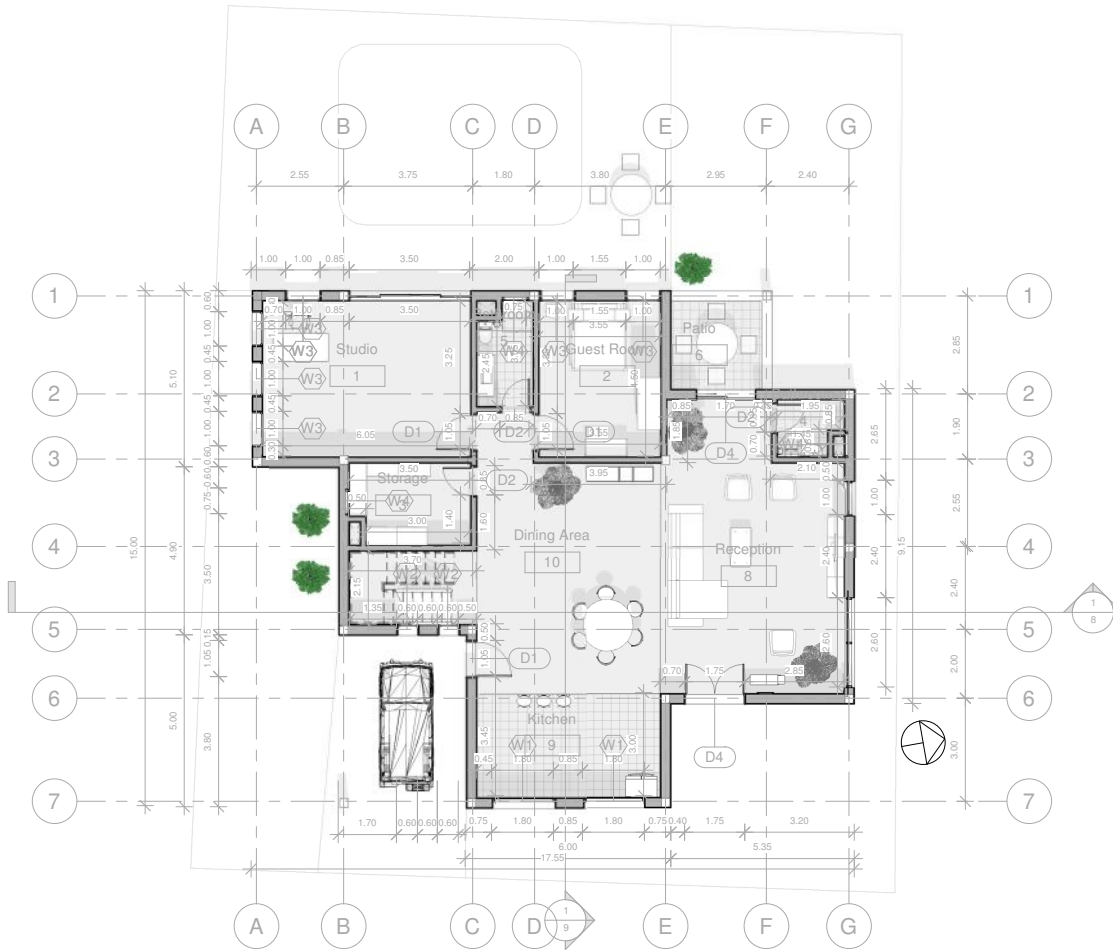


**living** & dining area

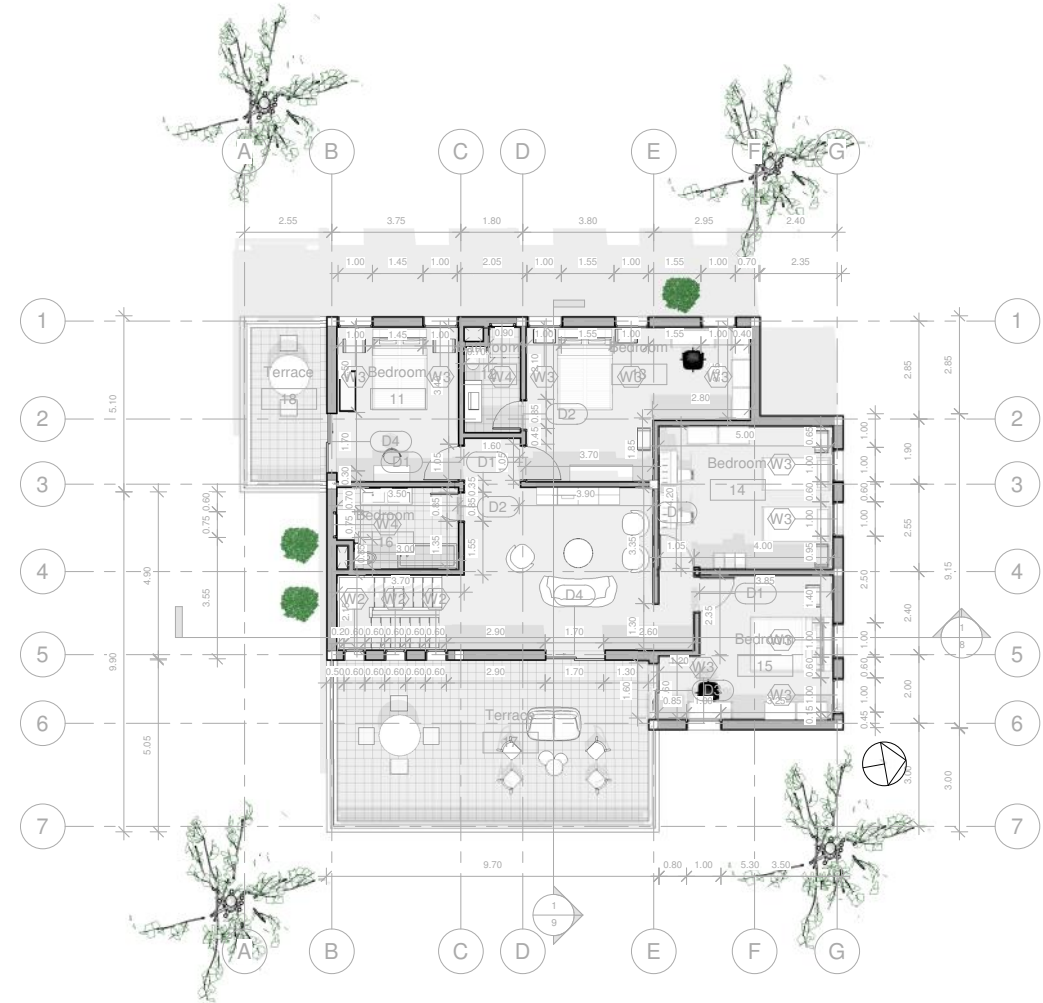


**shaded** parking space



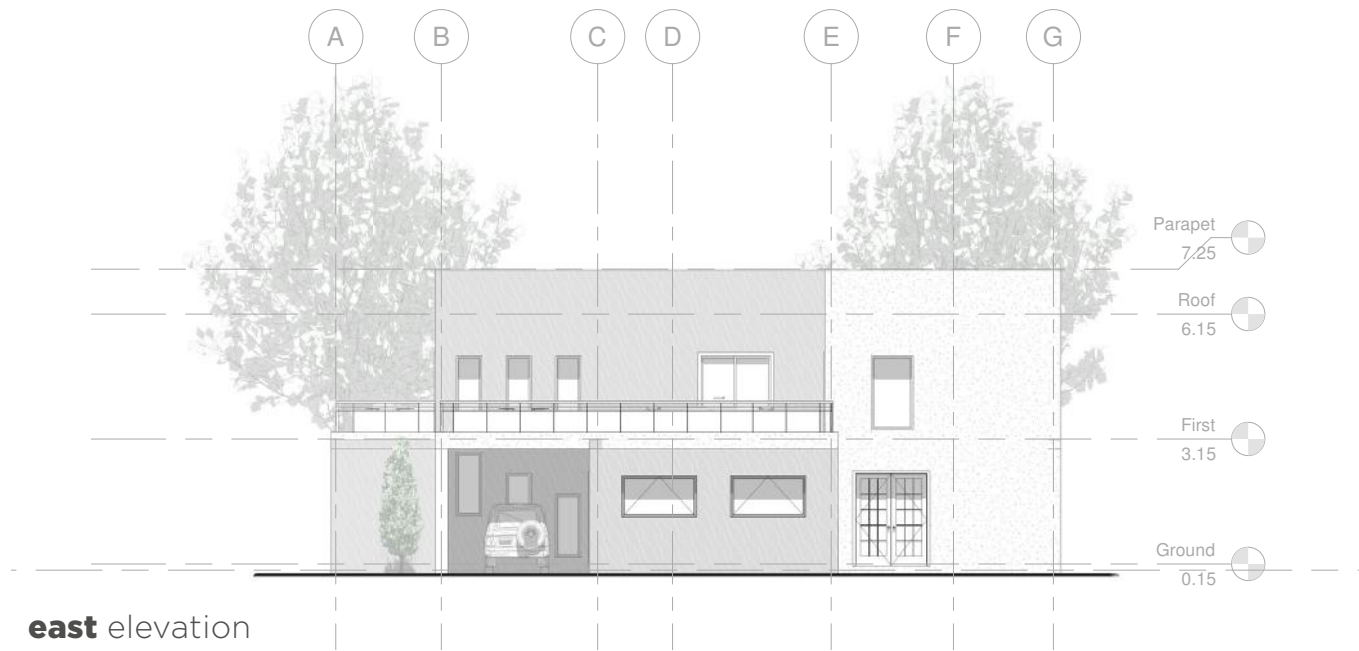


**ground floor plan**

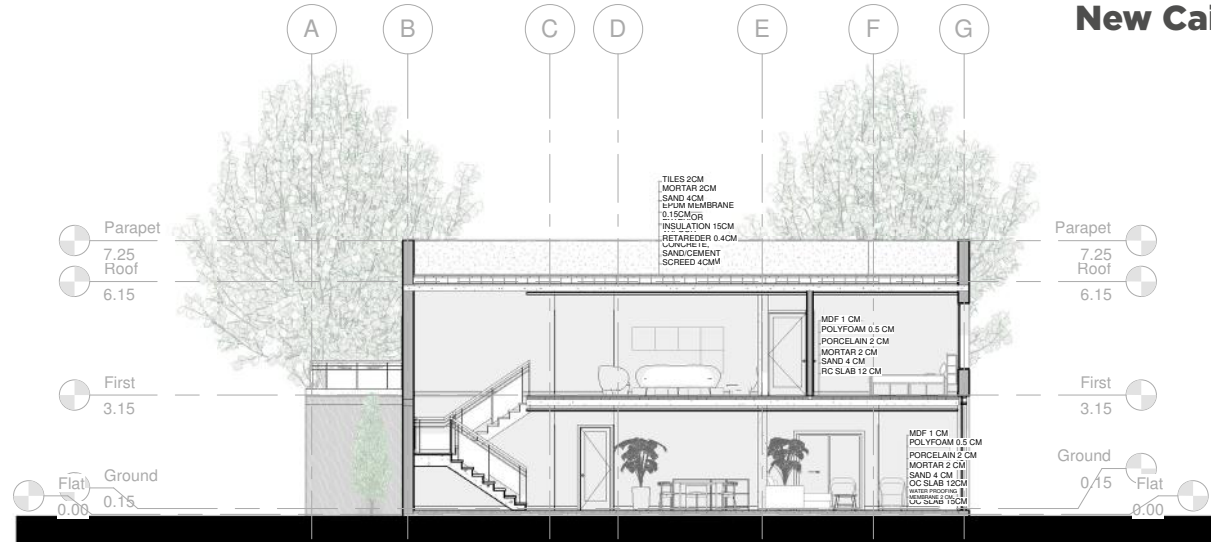
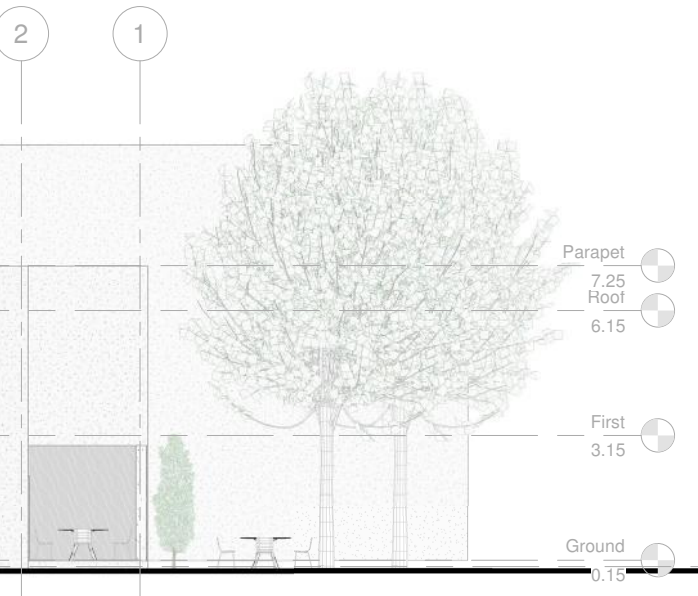


**first floor plan**

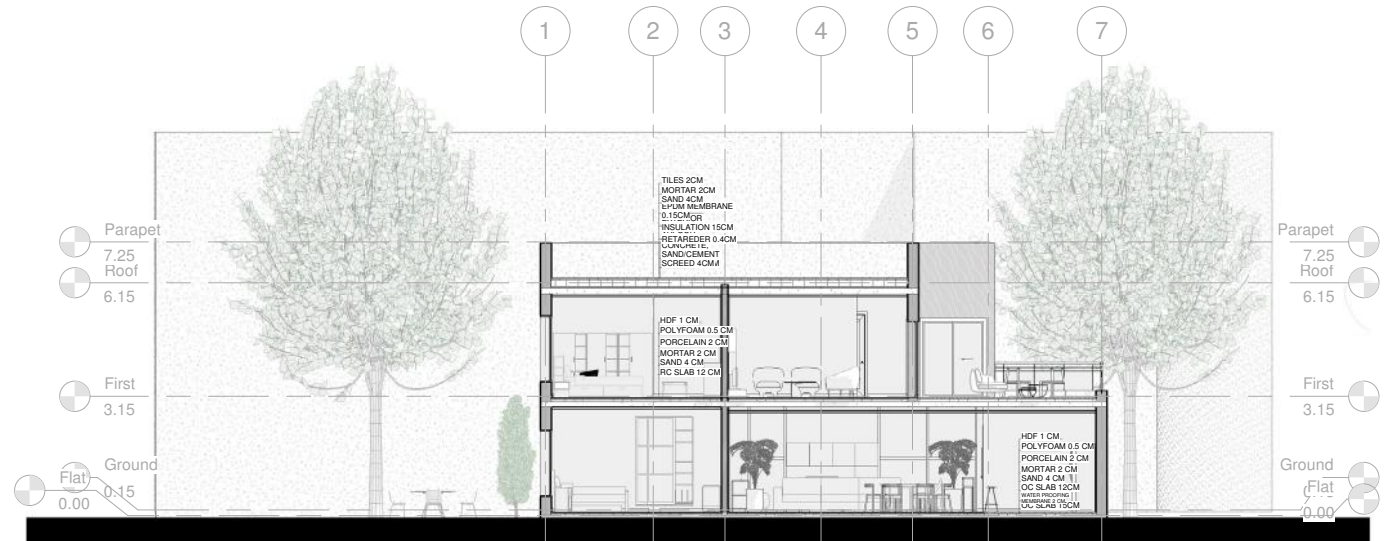
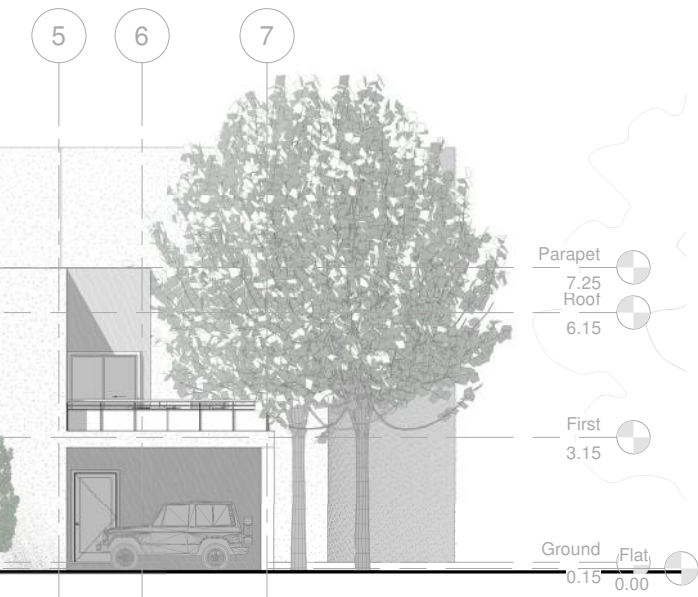








section a-a



section b-b



FLOOR FINISHING				
CODE	MATERIAL TYPE	Unit cost	Total area	Total cost
F1	Chronotex HDF N11 Atlantic Messe C32 Thickness: 10mm	700	258	180,600
F2	Ceramica Cleopatra Azalia Brown Ceramic Floor Tiles (56.5cm x 59.5cm) Glossy Finish Thickness 9.8mm for kitchen	216	17	3,672
F3	Ceramica Cleopatra Bottega Noce Ceramic Floor Tiles (56.5cm x 59.5cm) Matt Finish Thickness 9.8mm for bathrooms and toilets	216	22.00	4,752
F4	Ceramica Cleopatra Sassolini Ceramic Floor Tiles (60cm x 60cm) Matt Finish Thickness 9.8mm for terraces	166	61.00	10,126

WALL FINISHING				
CODE	MATERIAL TYPE	Unit cost	Total area	Total cost
W1	11173 Humble Yellow Jotun Matte Finish Paint For walls of reception, living room, lobbies, and stairs	45	168	7,560
W2	1024 Timeless Jotun Matt Finish Paint For all storage room walls	45	214	9,630
W3	12083 Devine Jotun Matte Finish Paint For all bedroom and studio/office walls	45	260	11,700
W4	Ceramica Cleopatra Vidal 1 Ceramic Wall Tiles (30cm x 60cm) Glossy Finish Thickness 8.7mm for bathrooms	153	65	9,945
W5	Ceramica Cleopatra Pireo Ceramic Wall Tiles (30cm x 60cm) Matt Finish Thickness 10mm for toilets	166	58	9,628
W6	Ceramica Cleopatra Azalia Ivory Ceramic Wall Tiles (25cm x 60cm) Glossy Finish Thickness 10mm for kitchen	161	28	4,508


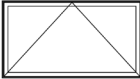










CEILING				
CODE	MATERIAL TYPE	Unit cost	Total area	Total cost
C1	1024 Timeless Jotun Matt Finish Paint For all ceilings	45	8	360
C2	Ceramica Cleopatra Vidal 1 Ceramic Wall Tiles (30cm x 60cm) Glossy Finish Thickness 8.7mm for bathrooms' ceilings.	153	13	1,989
C3	Ceramica Cleopatra Pireo Ceramic Wall Tiles (30cm x 60cm) Matt Finish Thickness 10mm for toilets' ceilings.	166	8	1,328
C4	Suspended false ceiling Gypsum Board El Nisr.	210	204	42,840



SKIRTING				
CODE	MATERIAL TYPE	Unit cost	Total Length	Total cost
B1	Chronotex HDF N11 Atlantic Messe C32 Thickness: 10mm	105	163	17,115

Exterior Finishes				
CODE	MATERIAL TYPE	Unit cost	Total area	Total cost
EF1	Red Bricks (25x12x6) With Cement Sand Mortar	650	13	8,450
EF2	Field Stone Exterior Walls Cladding Built with Cement Sand Mortar	660	131	86,460

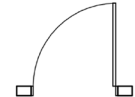
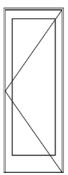
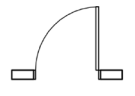
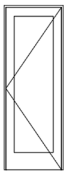
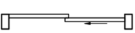
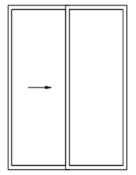
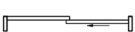
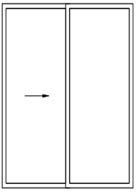

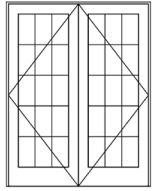


## project schedules

### materials, finishes, windows, & doors

Window Schedule						
Mark	Description	Count	Width	Height	Still height	Drawings(Plan-Elevation)
W1	Fixed Aluminium Framed Window 1.00 x 1.80 Supply and Install Window and Glass with Frame (Type W1) Price includes transfers, frames, and accessories	2	1.80m	1.00m	1.20m	 
W2	Fixed Aluminium Framed Window 1.50 x 0.61 Supply and Install Window and Glass with Frame (Type W2) Price includes transfers, frames, and accessories	7	0.61m	1.50m	0.70m	 
W3	Fixed Aluminium Framed Window 1.75 x 1.00 Supply and Install Window and Glass with Frame (Type W1) Price includes transfers, frames, and accessories	16	1.00m	1.75m	0.50m	 
W4	PVC Bathroom aluminium framed window 0.75 x 0.75 (Type W4) Supply and Install Window and Glass with Frame (Type W1) Price includes transfers frames, and accessories	5	0.75m	0.75m	1.2m	 
W5	Fixed Aluminum Curtain Wall W5 with 5 x 15 cm cross-section mullions (price includes fixable and removable windows, transfer, frames and accessories.)	1	2.6	2.8	--	 
W6	Fixed Aluminum Curtain Wall W6 with 5 x 15 cm cross-section mullions (price includes fixable and removable windows, transfer, frames and accessories.)	1	1	2.8	--	 

Mark	Description	Count	Width	Height	
D1	Single Flush Door 221 × 90 × 17 cm (Type D1) Material: Natural veneer – Glass Filling Colour: Brown Price includes transfers, frames and accessories.	7	0.90m	2.21m	
D2	Single panel hinged flush wooden door size 0.82m width, height 2m, and thickness 0.4m with wooden framed. (Type D2) Price includes transfers, frames and accessories.	5	0.82m	2.00m	
D3	Sliding Door Aluminium 200 x 160cm (Type D3) Price includes transfers, frames and accessories.	1	1.60m	2.00m	
D4	Sliding Door Aluminium 200 x 170cm (Type D4) Price includes transfers, frames and accessories.	3	1.70m	2.00m	
D5	Fixed gazebo - openable and movable 200 x 215cm (Type D5) Entrance Door Price includes transfers, frames and accessories.	1	2.00m	2.15m	
D6	Sliding aluminum-framed glass door 3.50 x 2.20 Supply and install the door (Type D6) with aluminum frame. Price includes transfers, frames, and accessories.	1	3.50m	2.20m	



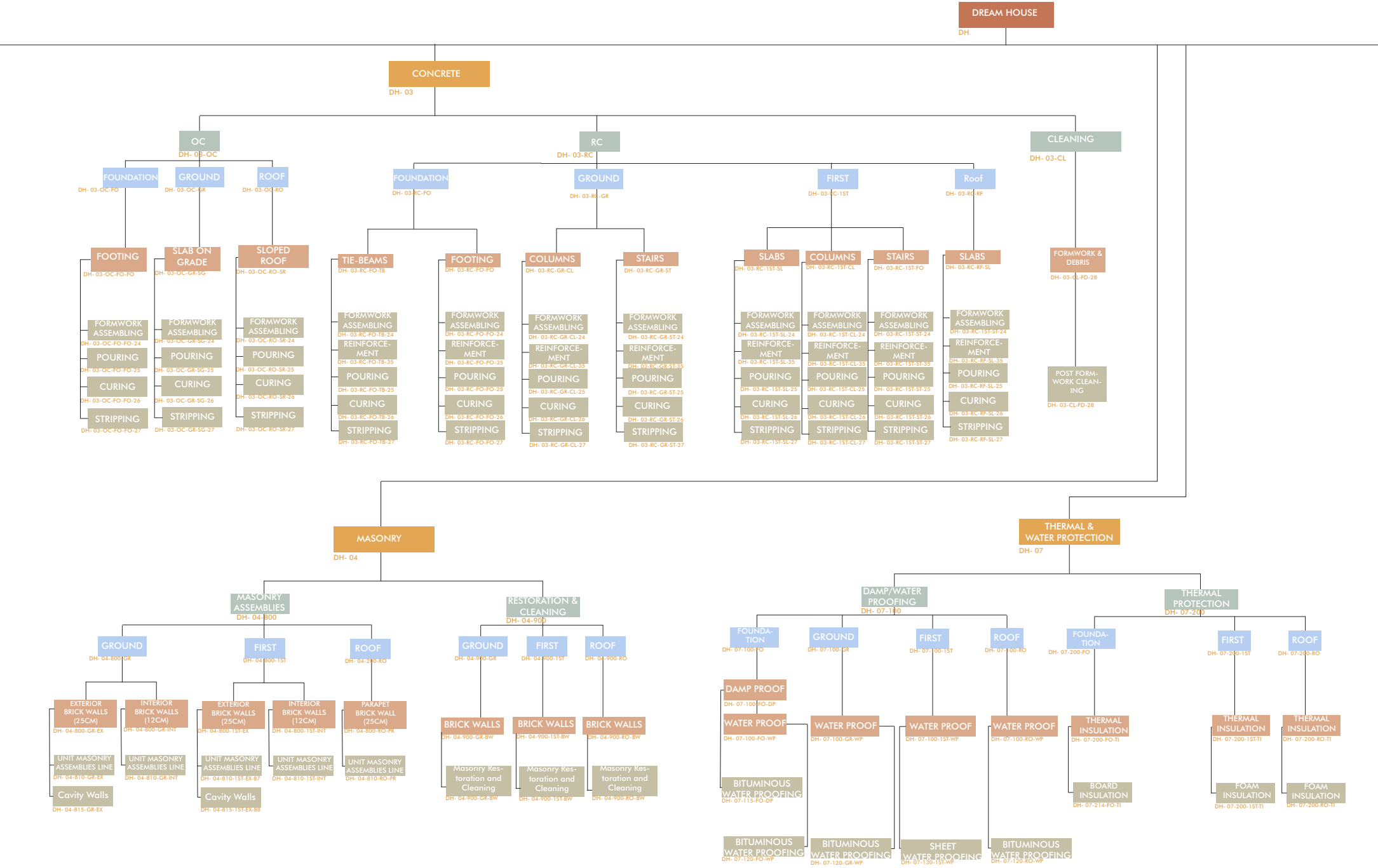
Door Schedule	
Drawings(Plan-Elevation)	
	
	
	
	
	
	

	Floor	Room Number	Room Name	AREA (m²)	Floor Material Code	Floor Material Area (m²)
INTERIOR FINISHES	Ground	1	Studio	27.00	F1	27.00
	Ground	2	Guest Room	16.00	F1	16.00
	Ground	3	Storage	8.00	F1	8.00
	Ground	4	Toilet	3.00	F3	3.00
	Ground	5	Toilet	5.00	F3	5.00
	Ground	6	Patio	7.00	F4	7.00
	Ground	7	Living Room + Stairs	34.00	F1	34.00
	Ground	8	Reception	41.00	F1	41.00
	Ground	9	Kitchen	16.00	F2	16.00
	Ground	10	Dining Area	38.00	F1	38.00
	First	11	Bedroom	16.00	F1	16.00
	First	12	Bathroom	5.00	F3	5.00
	First	13	Bedroom	24.00	F1	24.00
	First	14	Bedroom	21.00	F1	21.00
	First	15	Bedroom	18.00	F1	18.00
	First	16	Bathroom	8.00	F3	8.00
	First	17	Terrace	42.00	F4	42.00
	First	18	Terrace	10.00	F4	10.00

Wall Material Code	Wall Area m2	Perimeter	Skirting Code	Skirting Length (lm)	Ceiling Material Code	Ceiling Material Area (m2)
W3	41.00	21.16	B1	21.16	C1	27.00
W3	38.00	16.13	B1	16.13	C1	16.00
W2	30.00	11.74	B1	11.74	C1	8.00
W5	18.00	7.18			C3	3.00
W5	23.00	9.32			C3	5.00
EF2	25.00	10.33	B1	10.33		
W1	68.00	34.00	B1	34.00	C1	34.00
W1	56.00	27.81	B1	27.81	C1	41.00
W6	43.00	16.73	B1	16.73	C4	16.00
W1	70.00	27.07	B1	27.07	C1	38.00
W3	35.00	16.02	B1	16.02	C1	16.00
W4	23.00	9.32			C2	5.00
W3	51.00	22.00	B1	22.00	C1	24.00
W3	45.00	18.56	B1	18.56	C1	21.00
W3	40.00	18.39	B1	18.39	C1	18.00
W4	30.00	11.74			C2	8.00
EF2	18.00	27.49	B1	27.49		
EF1	10.00	13.45	B1	13.45		



work breakdown structure  
a snippet





# bill of quantities

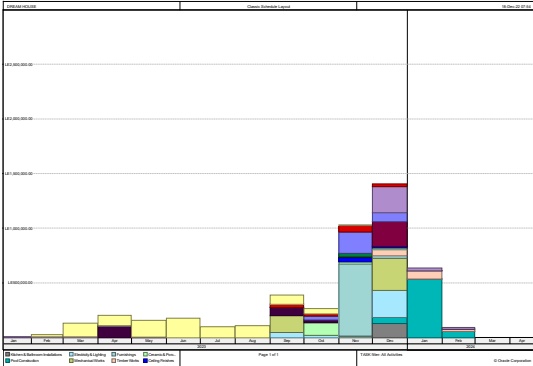
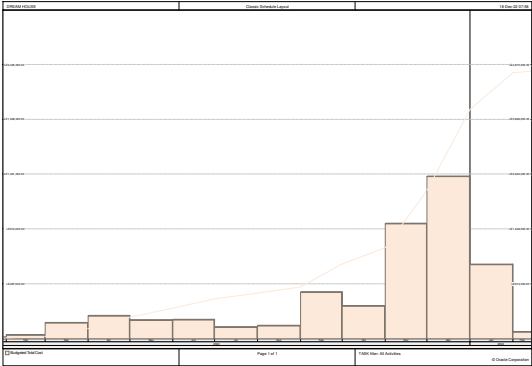
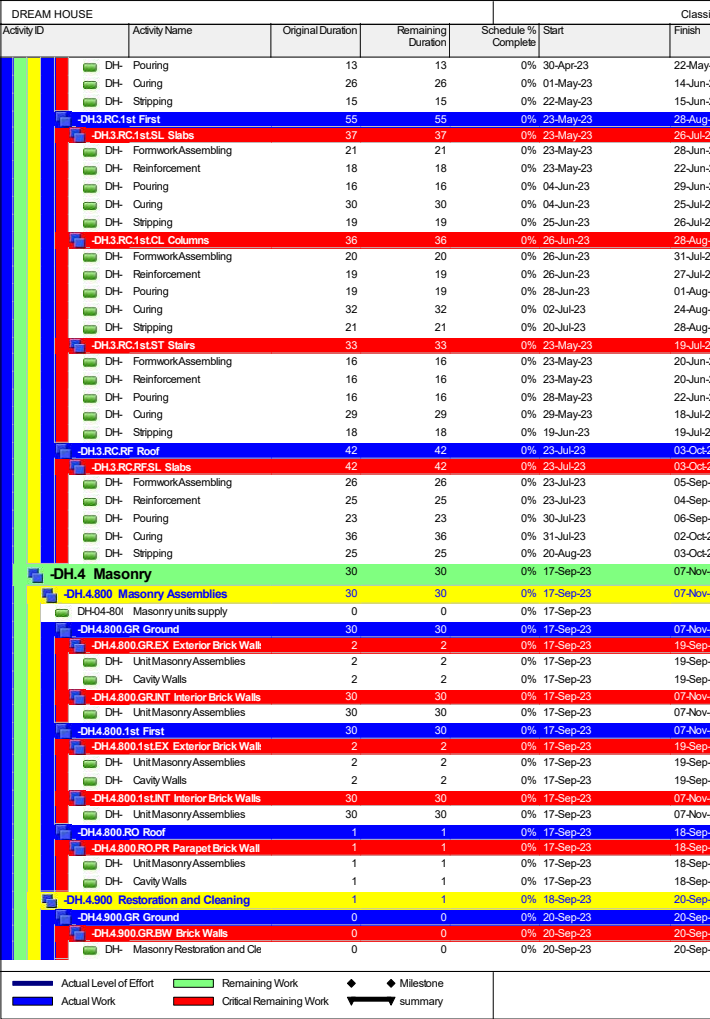
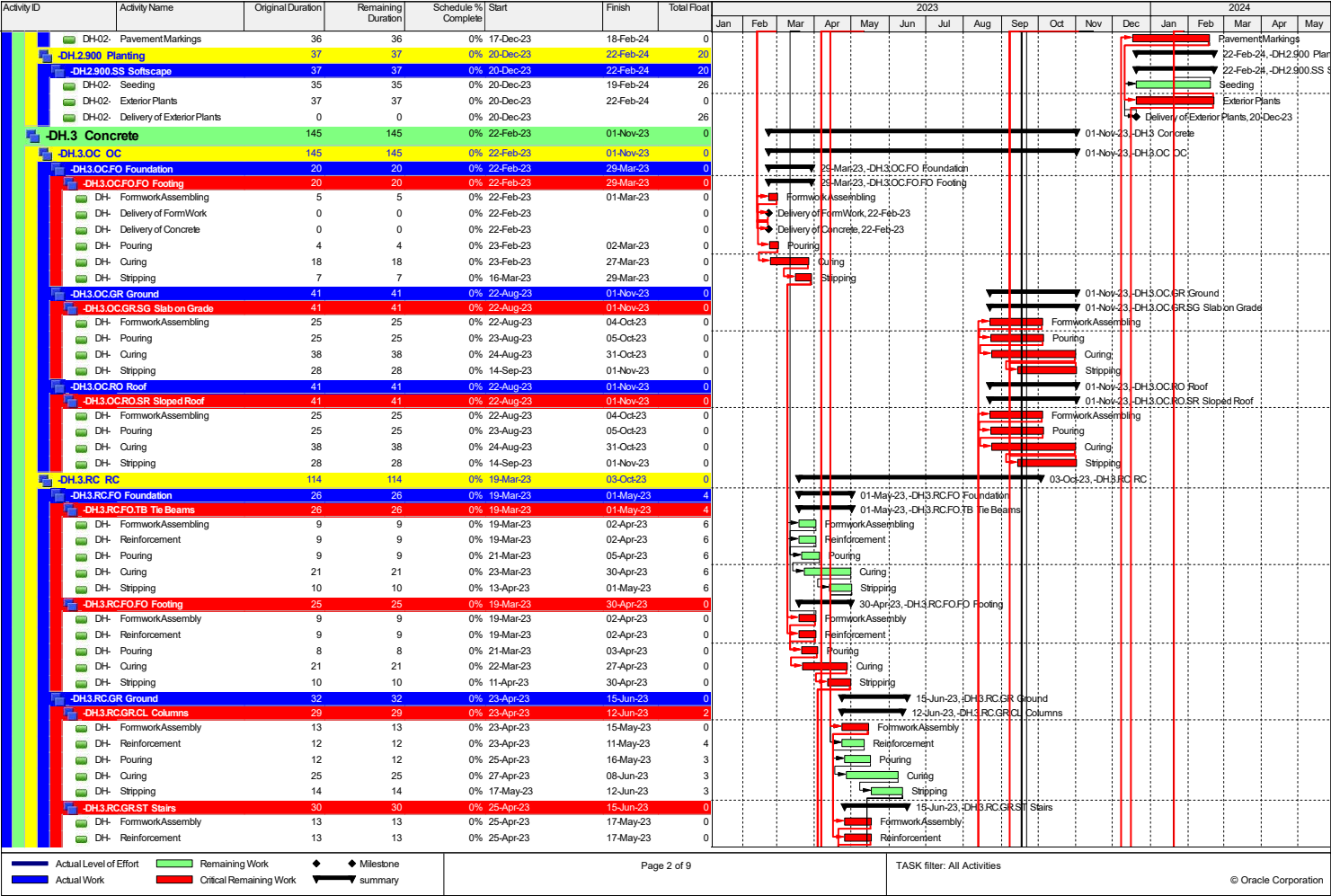
a snippet

ITEM	DESCRIPTION	UNIT	QTY	RATE L.E	AMOUNT L.E
2.2	KAPCI Coatings Interior Sealer 751	m <sup>2</sup>	789	34	26,659
3	<b>Paint</b> Supply and execute painting works include preparation of surfaces and all coats specified in the selected system				
3.1	11173 Humble Yellow Jotun Matte Finish Paint For walls of reception, living room, lobbies, and stairs	m <sup>2</sup>	167	59	9,775
3.2	1024 Timeless Jotun Matt Finish Paint For all ceilings and storage room walls	m <sup>2</sup>	213	59	12,466
3.3	12083 Devine Jotun Matte Finish Paint For all bedroom and studio/office walls	m <sup>2</sup>	259	59	15,163
3.4	1006 Yellow Sandstone Matte Finish Paint For Exterior Wall Finish	m2	225	245	55,125
3.5	<b>Field Stone</b> Exterior Walls Cladding Built with Cement Sand Mortar Including Curing, Cleaning and Raking Out Joints. Includes Labour.	m <sup>2</sup>	131	839	109,909
4	<b>Ceramic Wall Tiles</b>  Supply and install ceramic wall tiles specified in the selected system				
4.1	Ceramica Cleopatra Vidal 1 Ceramic Wall & Ceiling Tiles (30cm x 60cm) Glossy Finish Thickness 8.7mm for bathrooms	m <sup>2</sup>	65	199	12,849
4.2	Ceramica Cleopatra Pireo Ceramic Wall & Ceiling Tiles (30cm x 60cm) Matt Finish Thickness 10mm for toilets	m <sup>2</sup>	58	216	12,417
4.3	Ceramica Cleopatra Azalia Ivory Ceramic Wall Tiles (25cm x 60cm) Glossy Finish Thickness 10mm for kitchen	m <sup>2</sup>	27	209	5,689
	<b>FLOORS</b>				
5	<b>HDF Flooring</b> Supply and install HDF flooring and underlying foam layer according to specifications.				
5.1	Chronotex HDF N11 Atlantic Messe C32 Thickness: 10mm	m <sup>2</sup>	257	910	233,961
5.2	HDF Skirting	m	162	137	22,154
6	<b>Ceramic Floor Tiles</b> Supply and install ceramic wall tiles specified in the selected system				
6.1	Ceramica Cleopatra Azalia Brown Ceramic Floor Tiles (56.5cm x 59.5cm) Glossy				

ITEM	DESCRIPTION	UNIT	QTY	RATE L.E	AMOUNT L.E
1.2	75mm Dia piping	m	70	390	27,300
1.3	110mm Dia piping	m	120	520	62,400
2	<b>Water Supply</b> <b>Section 15-100. Polypropylene Pipes And Fittings For Water Supply System</b> Supplying, installing & connecting PP-R completed with valves and all accessories for cold water supply Ø 20mm				
2.1	Ø 20mm	m	4	312	1,248
2.2	Ø 25mm	m	18	351	6,318
2.3	Ø 35mm	m	6	416	2,496
3	Supplying and installing gate valves with diameters Ø 25mm	No.	5		
4	Gully trap 300x300mm include all its accessories	No.	1	5200	5,200
5	Inspection chamber 600x600mm include all its accessories	No.	1	19500	19,500
6	Supplying and installing pre paid water meters including all the necessary accessories with diameters Ø 40mm	No.	1	1300	1,300
7	Supplying & installing roof drain type RD2 with size Ø 75mm (cast iron)	No.	1	2210	2,210
8	Supplying & installing planter drain (P.I.D) with size Ø 75mm (cast iron)	No.	1	2210	2,210
9	Valve Box	No.	1	10400	10,400
	<b>Section 15-400. Bathroom Fixtures</b>				
10	Supply and install bathroom fixtures according to drawings and specifications, including all necessary fittings, pipes, valves and other accessories.				
10.1	Ideal Standard Tonic G3122 Bowl S with Douche - Pergamon Weight: 38KG	No.	5	5720	28,600
10.2	Ideal Standard Seat and Cover K 7061 - Pergamon Weight 38KG	No.	5	3042	15,210
	<b>Section 15-700 Heating, Ventilation, and AC Equipment</b>				
11	Supply, installation, testing, commissioning, handing over and guarantee the following works:  Supply and install water heating systems according to specifications, including all necessary fittings, pipes, valves and other accessories				
11.1	Olympic Electric Mechanical Electric Water Heater 50L	No.	4	2990	11,960

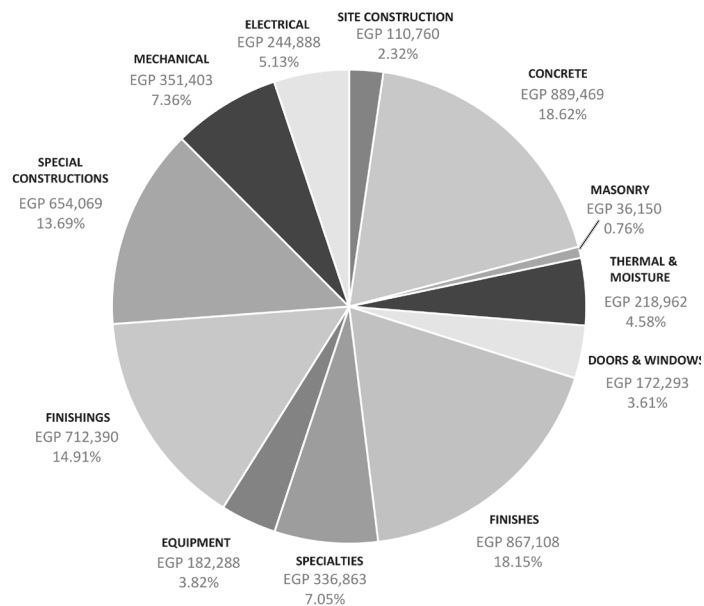


primavera time schedule  
a snippet



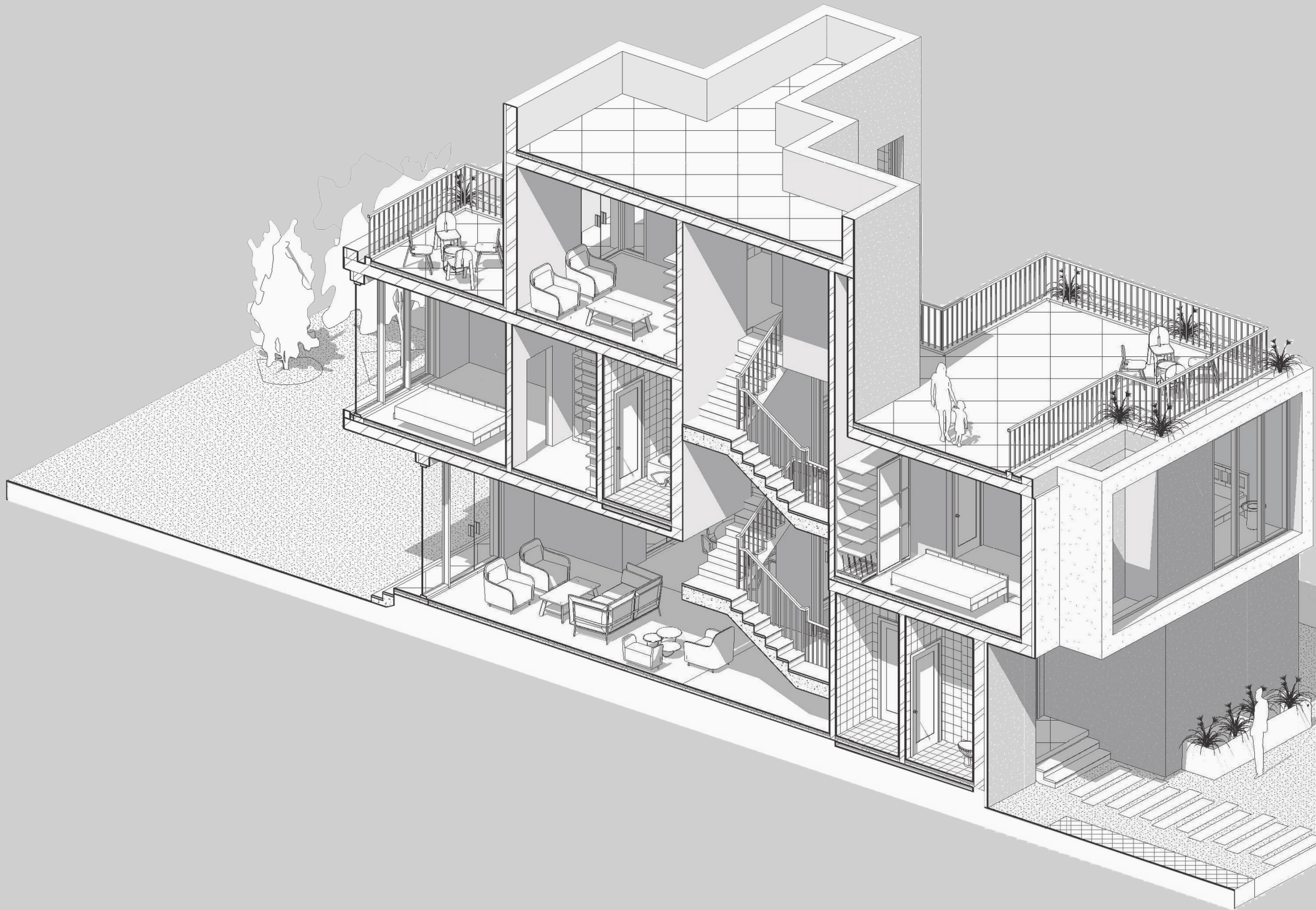
Failure Mode and Effect Analysis (FMEA)				
Item	Failure Mode	Cause of Failure	Effect	Recommended Action
PROJECT RESOURCES	Shortage of necessary materials.	- Unavailability of required materials in the market. - Sudden unaffordability of required materials.	- Inability to continue project operations as per the original plan. - Delays in project timeline	- Place orders very early. - Find an available substitute. - Increase budget to accommodate for market changes.
WORK FORCE	Highly optimistic assessment of employee workload.	- Failure to accurately predict worker productivity. - Employees are not sufficiently trained.	- Severe delays in project timeline. - Possibility of not being able to submit project on time as per contract.	- Hire an increased number of workers to carry on tasks. - Hire better trained or workers with sufficient experience.
WEATHER CONDITIONS	Occurrence of rainwater flooding.	- Heavy rainfall. - Insufficient drainage infrastructure.	- Project Delays. - Damaging of equipment. - Setbacks in completed construction progress.	- Plan ahead for delays. - Use tarps to cover equipment and scaffolding. - Installation of an improved drainage system if possible.





<b>High Impact</b>	<ul style="list-style-type: none"> <li>● Occurrence of an earthquake.</li> <li>● Building collapses during heavy machinery installation.</li> <li>● Occurrence of hurricanes or tornadoes.</li> </ul>	<ul style="list-style-type: none"> <li>● Underestimation of design budget.</li> <li>● Highly optimistic assessment of employee workload.</li> </ul>	<ul style="list-style-type: none"> <li>● Sharp increase in market prices.</li> <li>● Payment delays from the client.</li> <li>● Shortage of necessary materials.</li> </ul>
<b>Medium Impact</b>	<ul style="list-style-type: none"> <li>● Subpar results quality resulting in repetition.</li> <li>● Untrained or inexperienced workers.</li> <li>● Unsuitable soil conditions.</li> </ul>	<ul style="list-style-type: none"> <li>● Scaffolding breaks resulting in injuries.</li> <li>● Insufficient number of workers on site.</li> <li>● Incomplete architectural or construction drawings.</li> </ul>	<ul style="list-style-type: none"> <li>● Design changes requested by the client.</li> <li>● Occurrence of rainwater flooding.</li> </ul>
<b>Low Impact</b>	<ul style="list-style-type: none"> <li>● Damaged or stolen equipment on site.</li> <li>● Changes in personnel in management.</li> </ul>	<ul style="list-style-type: none"> <li>● Conflict among workers on site.</li> <li>● Delays and difficulties in obtaining permits.</li> </ul>	<ul style="list-style-type: none"> <li>● Miscommunication between management and workers on site.</li> <li>● Temporary absence of project manager from site.</li> </ul>
	<b>Low Risk</b>	<b>Medium Risk</b>	<b>High Risk</b>







# workingdrawings

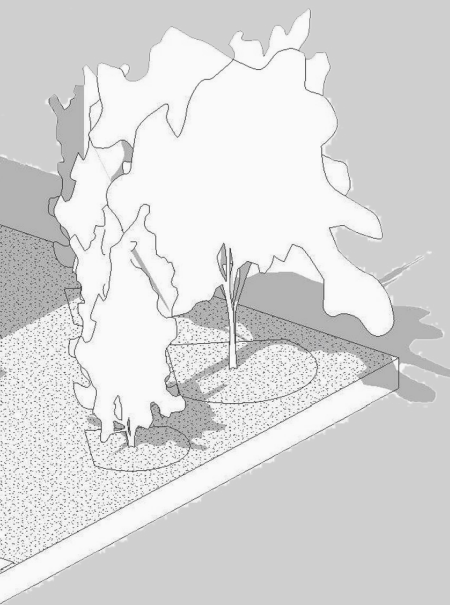
architecture + **landscaping**

**08** | **Sodic East SV** | Semester 10  
Plans, sections, elevations, wall sections,  
stair section, & miscellaneous details.

**09** | **Landscaping** | Semester 09  
Site plan, tree detail plan & section, planter  
detail plan, section & axonometric.

**10** | **Technical Office** internship | Semester 04  
Flooring plan, finishing plan, entrance ceiling  
plan, & schedules.

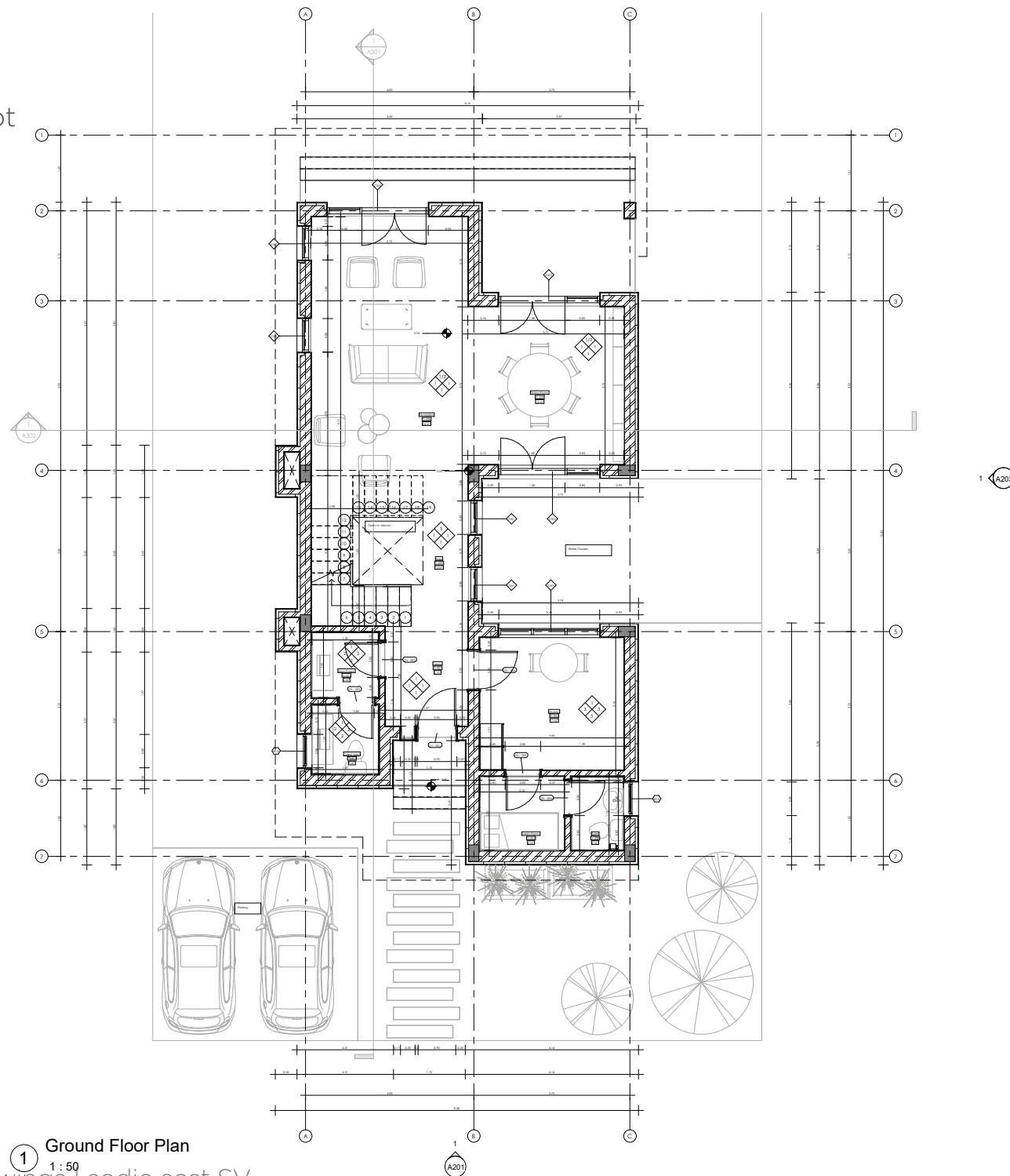
08-10





08

New Cairo, Egypt



Ground Floor Plan

1  
1:50

102- working drawings | sodic east SV

## NOTES

DOOR SCHEDULE			
NO.	TYPE	WIDTH	HEIGHT
D1	Exterior Wood/Glass Door	100cm	240cm
D2	Interior Wooden Door	90cm	210cm
D3	Interior Wooden Door	80cm	210cm
D4	Exterior Wood/Glass Door	90cm	240cm

WINDOW SCHEDULE			
NO.	TYPE	WIDTH	HEIGHT
W14	Horizontal Pivot Hung	80cm	100cm

CURTAIN WALL SCHEDULE			
NO.	TYPE	WIDTH	HEIGHT
CW1	Fixed Single Glazed	80cm	285cm
CW2	Swinging/Fixed Single Glazed	240cm	285cm
CW3	Sliding Single Glazed	240cm	195cm
CW4	Sliding Single Glazed	240cm	285cm
CW5	Swinging Single Glazed	140cm	195cm

EXTERIOR FINISHING SCHEDULE	
NO.	DESCRIPTION
F1	Cement Plaster (Dark Grey)
F2	Cement Plaster (White)
F3	Fiberglass
F4	Cement Plaster (Beige)

INTERIOR FINISHING SCHEDULE	
NO.	DESCRIPTION
P1	Washable Matte Paint (Cream)
P2	Cleopatra Tiles (60cm x 30cm)
P3	Cleopatra Tiles (40cm x 40cm)

FLOOR FINISHING SCHEDULE	
NO.	DESCRIPTION
B1	Marble Tile (Cream) 60cm x 60cm
B2	Cleopatra Ceramic Tiles (Grey) 60cm x 30cm
B3	Cleopatra Ceramic Tiles (Beige) 40 cm x 40 cm

CEILING FINISHING SCHEDULE	
NO.	DESCRIPTION
C1	Gypsum Board (Cream) 1.5cm thick
C2	Cement Plaster (Beige)
C3	Cement Plaster (Cream)

ARCH.	ISSUED FOR	DATE	NO.

Project

Sodic East SV

Owner


**GUC** - German University in Cairo  
Architecture and Urban Design Program - SS 2024  
10th Semester, ARCH1002, Working Drawings Course

General Consultant

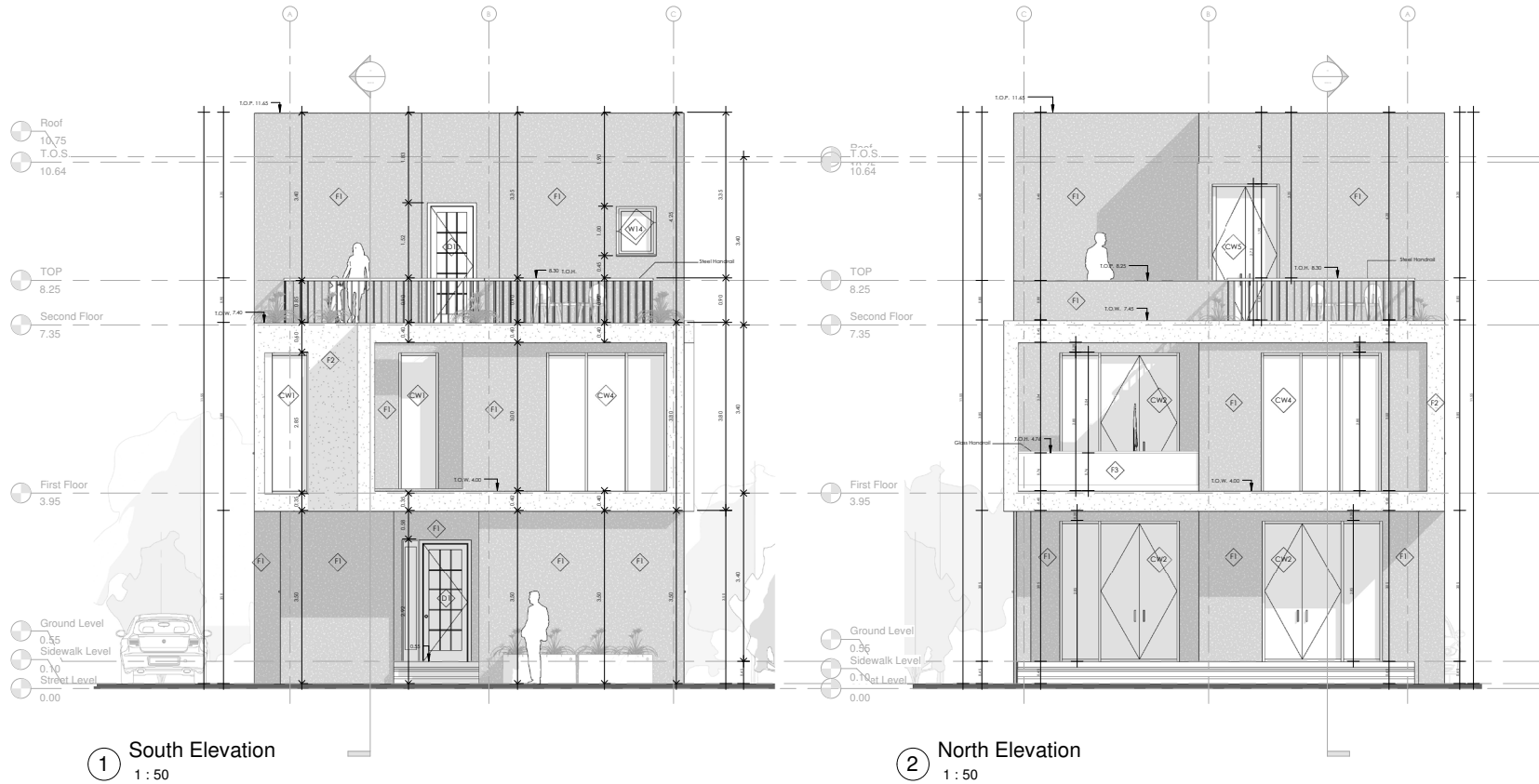
**GUC** - German University in Cairo  
Architecture and Urban Design Program - SS 2024  
10th Semester, ARCH1002, Working Drawings Course

Sheet Name

Ground Floor Plan

Approved by:		Course Lecturer: Dr. Ahmed Elthman TA: Yasmine El Gendy		Instructor: MSc. Youssef Elshahhat		Date:			
Urban Designer/Architect:		Date		Proj.No.		North		Sheet No.	
Name: Mariam Estafanos ID: 49-3774		28/05/2024		01				A102	
Drawn:									
Scale									
1:50									





#### NOTES

1. Refer to Sheet A901 for abbreviations & symbols.
2. All dimensions are in meters unless stated otherwise.
3. Refer to sheet A801 for door and window schedules.

DOOR SCHEDULE			
NO.	TYPE	WIDTH	HEIGHT
D1	Exterior Wood/Glass Door	100cm	240cm
D2	Interior Wooden Door	90cm	210cm
D3	Interior Wooden Door	80cm	210cm
D4	Exterior Wood/Glass Door	90cm	240cm

WINDOW SCHEDULE			
NO.	TYPE	WIDTH	HEIGHT
W14	Horizontal Pivot Hung	80cm	100cm

CURTAIN WALL SCHEDULE			
NO.	TYPE	WIDTH	HEIGHT
CW1	Fixed Single Glazed	80cm	285cm
CW2	Swinging/Fixed Single Glazed	240cm	285cm
CW3	Sliding Single Glazed	240cm	195cm
CW4	Sliding Single Glazed	240cm	285cm
CW5	Swinging Single Glazed	140cm	195cm

EXTERIOR FINISHING SCHEDULE	
NO.	DESCRIPTION
F1	Cement Plaster (Dark Grey)
F2	Cement Plaster (White)
F3	Fiberglass
F4	Cement Plaster (Beige)

INTERIOR FINISHING SCHEDULE	
NO.	DESCRIPTION
P1	Washable Matte Paint (Cream)
P2	Cleopatra Tiles (60cm x 30cm)
P3	Cleopatra Tiles (40cm x 40cm)

FLOOR FINISHING SCHEDULE	
NO.	DESCRIPTION
B1	Marble Tile (Cream) 60cm x 60cm
B2	Cleopatra Ceramic Tiles (Grey) 60cm x 30cm
B3	Cleopatra Ceramic Tiles (Beige) 40 cm x 40 cm

CEILING FINISHING SCHEDULE	
NO.	DESCRIPTION
C1	Gypsum Board (Cream) 1.5cm thick
C2	Cement Plaster (Beige)
C3	Cement Plaster (Cream)

ARCH.	ISSUED FOR	DATE	NO.

Project

Sodic East SV

Owner | **GUC** - German University in Cairo  
Architecture and Urban Design Program - SS 2024  
10th Semester, ARCH1002, Working Drawings Course

General Consultant

**GUC** - German University in Cairo  
Architecture and Urban Design Program - SS 2024  
10th Semester, ARCH1002, Working Drawings Course

Graphic: Mohamed El-Agnaf, Mohamed El-Agnaf, Mohamed El-Agnaf, Mohamed El-Agnaf

Sheet Name | North & South Elevations

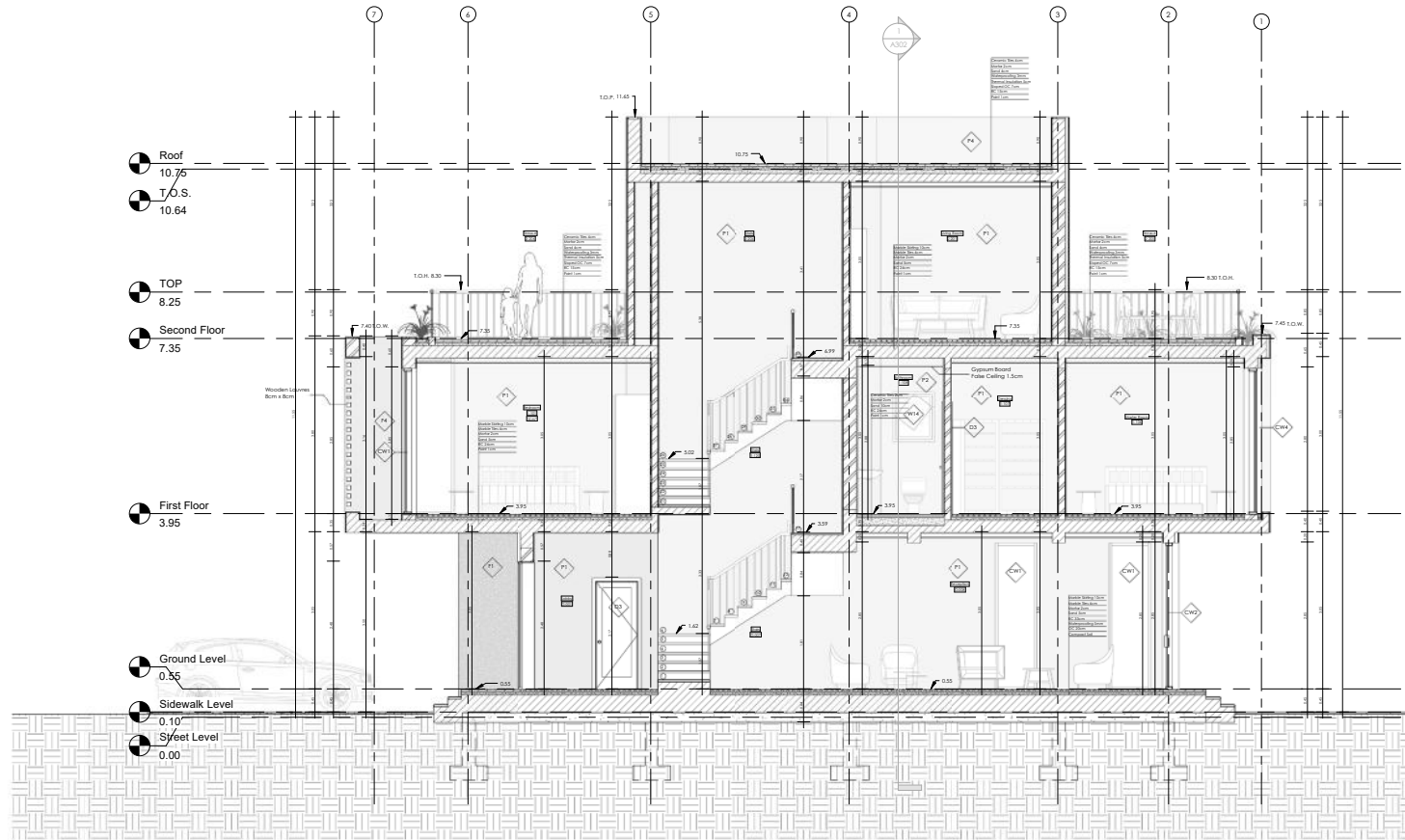
Approved by: | Course Lecturer: Dr. Ahmed Elshorbagy | Instructor: MSc. Youssef M. Elshorbagy | Date:

Urban Designer/Architect: | Date: 28/05/2024 | Proj.No: 01 | North | Sheet No: A201

Drawn: |

Scale: 1:50 | 103





1 Section A-A  
1 : 50

## NOTES

1. Refer to Sheet A901 for abbreviations & symbols.
2. All dimensions are in meters unless stated otherwise.
3. Refer to sheet A801 for door and window schedules.

## DOOR SCHEDULE

NO.	TYPE	WIDTH	HEIGHT
D1	Exterior Wood/Glass Door	100cm	240cm
D2	Interior Wooden Door	90cm	210cm
D3	Interior Wooden Door	80cm	210cm
D4	Exterior Wood/Glass Door	90cm	240cm

## WINDOW SCHEDULE

NO.	TYPE	WIDTH	HEIGHT
W14	Horizontal Pivot Hung	80cm	100cm

## CURTAIN WALL SCHEDULE

NO.	TYPE	WIDTH	HEIGHT
CW1	Fixed Single Glazed	80cm	285cm
CW2	Swinging/Fixed Single Glazed	240cm	285cm
CW3	Sliding Single Glazed	240cm	195cm
CW4	Sliding Single Glazed	240cm	285cm
CW5	Swinging Single Glazed	140cm	195cm

## EXTERIOR FINISHING SCHEDULE

NO.	DESCRIPTION
F1	Cement Plaster (Dark Grey)
F2	Cement Plaster (White)
F3	Fiberglass
F4	Cement Plaster (Beige)

## INTERIOR FINISHING SCHEDULE

NO.	DESCRIPTION
P1	Washable Matte Paint (Cream)
P2	Cleopatra Tiles (60cm x 30cm)
P3	Cleopatra Tiles (40cm x 40cm)

## FLOOR FINISHING SCHEDULE

NO.	DESCRIPTION
B1	Marble Tile (Cream) 60cm x 60cm
B2	Cleopatra Ceramic Tiles (Grey) 60cm x 30cm
B3	Cleopatra Ceramic Tiles (Beige) 40 cm x 40 cm

## CEILING FINISHING SCHEDULE

NO.	DESCRIPTION
C1	Gypsum Board (Cream) 1.5cm thick
C2	Cement Plaster (Beige)
C3	Cement Plaster (Cream)

ARCH.	ISSUED FOR	DATE	NO.

Project

Sodic East SV


Owner | **GUC** - German University in Cairo  
Architecture and Urban Design Program - SS 2024  
10th Semester, ARCH1002, Working Drawings Course

General Consultant

**GUC** - German University in Cairo  
Architecture and Urban Design Program - SS 2024  
10th Semester, ARCH1002, Working Drawings Course

Sheet Name

Section A-A

Approved by:		Course Lecturer: Dr. Ahmed Elsharnawi TA: Yasmine El Ghandy		Instructor: MSc. Youssef M. Elsharnawi	Date:
Urban Designer/Architect:	Date	Proj.No.	North	Sheet No.	
Name: Maram Elsharnawi ID: #9-3774	21/05/2024	01		A301	
Drawn:					
Scale					
1:50					





- NOTES**

  1. Refer to Sheet A901 for abbreviations & symbols.
  2. All dimensions are in meters unless stated otherwise.
  3. Refer to sheet A801 for door and window schedules.

No.	Type	Width	Height
D1	Exterior Wood/Glass Door	100 cm	240 cm
D2	Interior Wooden Door	90 cm	210 cm
D3	Interior Wooden Door	80 cm	210 cm
D4	Exterior Wood Glass Door	90 cm	240 cm

No.	Type	Width	Height
CW1	Fixed Single Glazed	80 cm	285 cm
CW2	Swinging/Fixed Single Glazed	240 cm	285 cm
CW3	Sliding Single Glazed	240 cm	195 cm
CW4	Sliding Single Glazed	240 cm	285 cm
CW4	Swinging Single Glazed	140 cm	195 cm

Window Schedule			
No.	Type	Width	Height
W14	Horizontal Pivot Hung	80 cm	100 cm

No.	Description
F1	Cement Plaster (Dark Grey)
F2	Cement Plaster (White)
F3	Fiberglass
F4	Cement Plaster (Beige)

Interior Wall Finishes	
No.	Description
P1	Washable Matte Point (Cream)
P2	Cleopatra Tiles (60cm x 30cm)
P3	Cleopatra Tiles (40 cm x 40 cm)

Floor Finishes	
No.	Description
B1	Marble Tile (Cream) 60cm x 60cm
B2	Cleopatra Ceramic Tiles (Grey) 60cm x 30cm
B3	Cleopatra Ceramic Tiles (Beige) 40 cm x 40 cm

Ceiling Finishes	
No.	Description
C1	Gypsum Board (Cream) 1.5 cm thick
C2	Cement Plaster (Beige)
C3	Cement Plaster (Cream)

ARCH.	ISSUED FOR	DATE	NO.
1	Review and Approval		<b>AD-05-001</b>
2	Review and Approval		<b>AD-05-002</b>

Project	<b>SODIC EAST STANDALONE VILLA</b>
---------	------------------------------------

Owner	G U C - German University in Cairo Architecture and Urban Design Program - SS 2021-2022 10th Semester_ARCH 1002_BTECH 1002_Working Drawings Course
-------	--

General Consultant

G U C - German University in Cairo

Architecture and Urban Design Program - SS 2021-2022

10th Semester\_ARCH 1002\_BTECH 1002\_Working Drawings Course

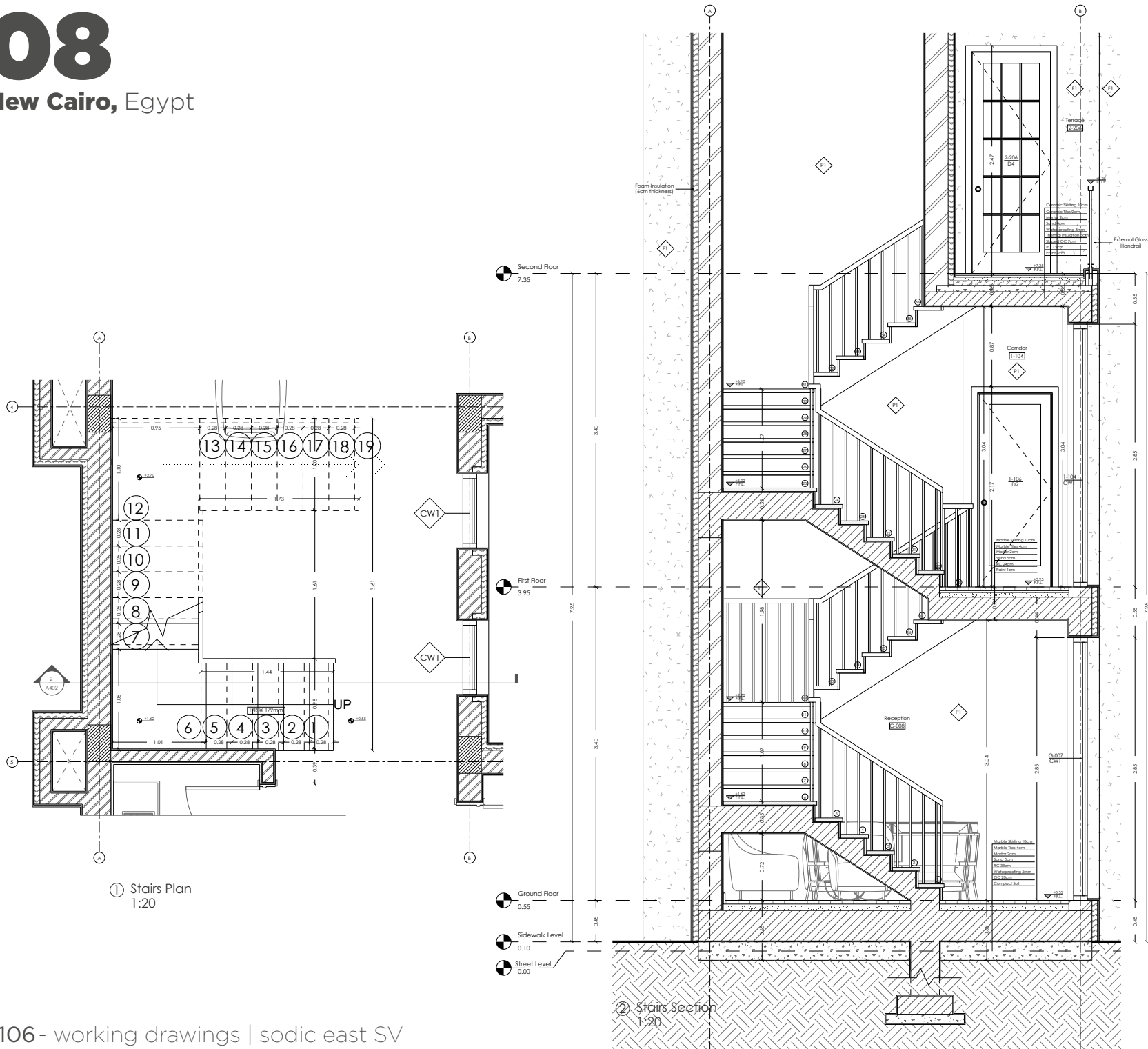
Sheet Name	Detail Wall Sections
------------	----------------------

<b>Approved by:</b> Course instructor Dr. Basim Samir Sayed Salem Assistant: Huda Huda, Yara Huda The Study Room, Staff Room, Huda Hall, Huda Salama, Huda Huda		<b>Date:</b>		
<b>Urban Designer/Architect:</b> Name: Moriam Estafanous ID: 49-3774	<b>Date</b> 28/05/2024	<b>Proj.No.</b> ARCH 1002 ITECH 1002	<b>North</b> 	<b>Sheet No</b> A31
<b>Drawn:</b> hsp				

Scale  
1:20

105





NOTES

1. Refer to Sheet A901 for abbreviations & symbols.  
2. All dimensions are in meters unless stated otherwise.  
3. Refer to sheet A801 for door and window schedules.

Door Schedule			
No.	Type	Width	Height
D1	Exterior Wood/Glass Door	100 cm	240 cm
D2	Interior Wooden Door	90 cm	210 cm
D3	Interior Wooden Door	80 cm	210 cm
D4	Exterior Wood Glass Door	90 cm	240 cm

Curtain Wall Schedule			
No.	Type	Width	Height
CW1	Fixed Single Glazed	80 cm	285 cm
CW2	Swinging/Fixed Single Glazed	240 cm	285 cm
CW3	Sliding Single Glazed	240 cm	195 cm
CW4	Sliding Single Glazed	240 cm	285 cm
CW4	Swinging Single Glazed	140 cm	195 cm

Window Schedule			
No.	Type	Width	Height
W14	Horizontal Pivot Hung	80 cm	100 cm

Exterior Finishing Schedule	
No.	Description
F1	Cement Plaster (Dark Grey)
F2	Cement Plaster (White)
F3	Fiberglass
F4	Cement Plaster (Beige)

Interior Wall Finishes	
No.	Description
P1	Washable Matte Paint (Cream)
P2	Cleopatra Tiles (60cm x 30cm)
P3	Cleopatra Tiles (40 cm x 40 cm)

Floor Finishes	
No.	Description
B1	Marble Tile (Cream) 60cm x 60cm
B2	Cleopatra Ceramic Tiles (Grey) 60cm x 30cm
B3	Cleopatra Ceramic Tiles (Beige) 40 cm x 40 cm

Ceiling Finishes	
No.	Description
C1	Gypsum Board (Cream) 1.5 cm thick
C2	Cement Plaster (Beige)
C3	Cement Plaster (Cream)

ARCH.	ISSUED FOR	DATE	NO.
1	Review and Approval		AO-08-001
2	Review and Approval		AO-08-002

Project  
**SODIC EAST STANDALONE VILLA**

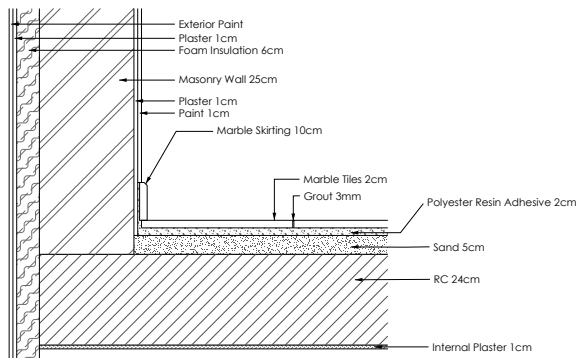
Owner  
**G U C - German University in Cairo**  
Architecture and Urban Design Program - SS 2021-2022  
10th Semester, ARCH 1002, TECH 1002, Working Drawings Course

General Consultant  
**G U C - German University in Cairo**  
Architecture and Urban Design Program - SS 2021-2022  
10th Semester, ARCH 1002, TECH 1002, Working Drawings Course  
10th Semester, ARCH 1002, TECH 1002, Working Drawings Course

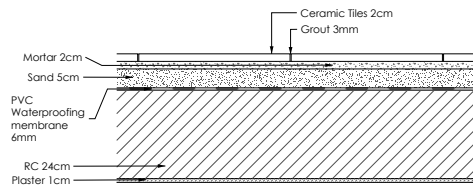
Sheet Name  
**Stair Detail**

Approved by: [Signature] Date: [Date]  
Urban Designer/Architect: Name: Marim Estafanous Date: 28/05/2024 Proj. No. ARCH 1002 North [North Arrow] Sheet No. A401  
ID: 49-3774  
Drawn by: [Signature]  
Scale: 1:20

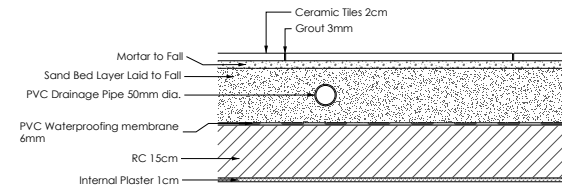




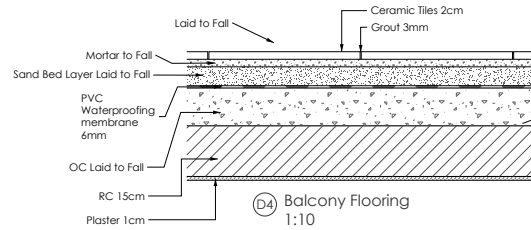
(D1) Typical Room Flooring  
1:10



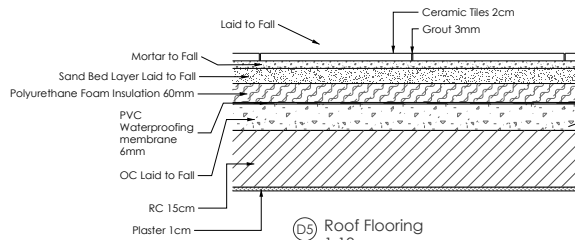
(D3) Covered Terrace Flooring  
1:10



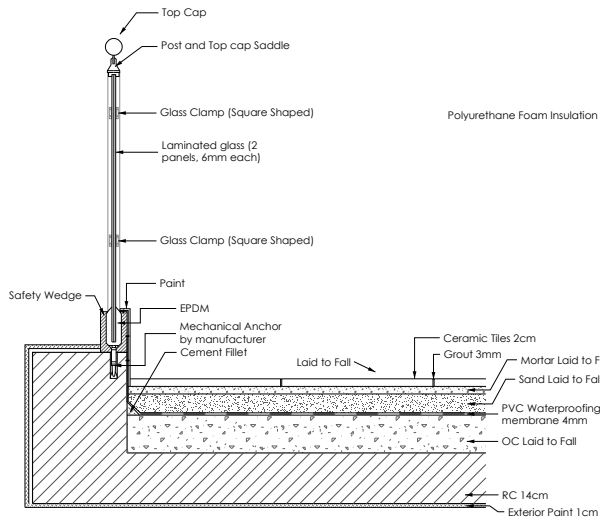
(D2) Toilet Flooring  
1:10



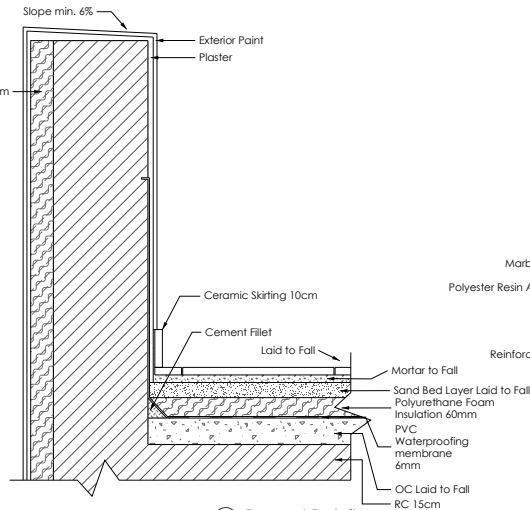
(D4) Balcony Flooring  
1:10



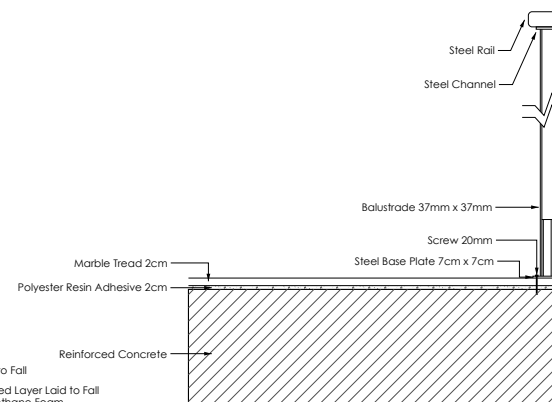
(D5) Roof Flooring  
1:10



(A1) Glass Balcony Handrail Detail  
1:10



(A2) Parapet Detail  
1:10



(A3) Steel Stair Handrail Detail  
1:10

## NOTES

1. Refer to Sheet A901 for abbreviations & symbols.
2. All dimensions are in meters unless stated otherwise.

ARCH.	ISSUED FOR	DATE	NO.
1	Review and Approval		AD - 06 - 001
2	Review and Approval		AD - 06 - 002

## Project

### SODIC EAST STANDALONE VILLA

Owner **G U C - German University in Cairo**  
Architecture and Urban Design Program - SS 2021-2022  
10th Semester\_ARCH 1002\_BTECH 1002\_Working Drawings Course

## General Consultant

**G U C - German University in Cairo**  
Architecture and Urban Design Program - SS 2021-2022  
10th Semester\_ARCH 1002\_BTECH 1002\_Working Drawings Course  
Course Lecturer: Dr. Bassem Samy Sayed Salem  
Instructors: Mervat Elmaghrabi, Tarek Elmaghrabi  
Tarek Elmaghrabi, Sherif Samir, Huda Elmaghrabi, Huda Elmaghrabi, Huda Elmaghrabi

## Sheet Name

Miscellaneous Details

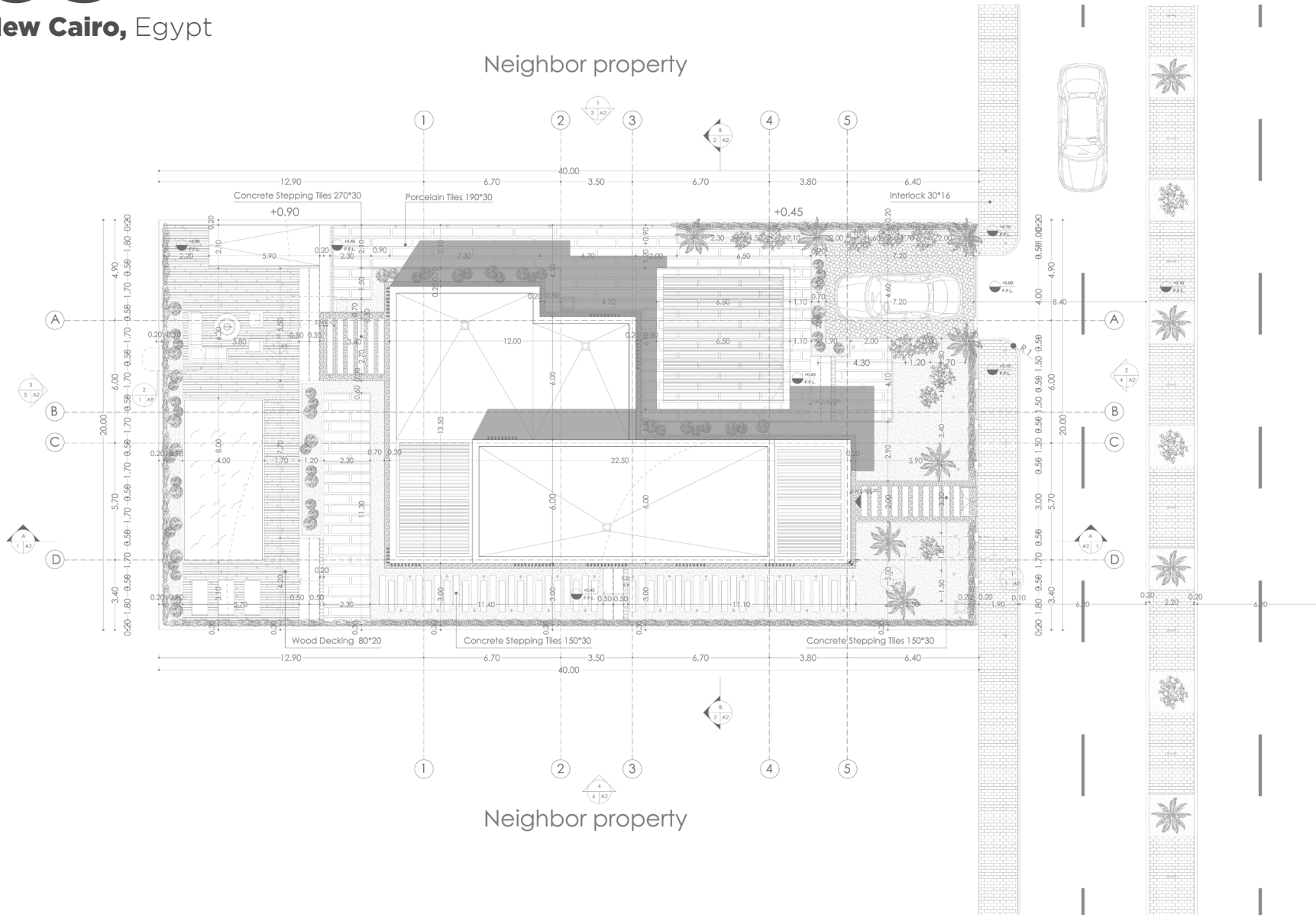
Approved by:	Date:		
Urban Designer/Architect:	Date	Proj.No.	North
Name: Mariam Estafanous	28/05/2024	ARCH 1002	BTECH 1002
ID: 49-3774			
Drawn: ms			

Scale  
1:10

107

Neighbor property

Neighbor property



## LEGEND

## Materials

- Wood Decking
- Porcelain Tiles
- Concrete Stepping Tiles
- Concrete Paving Stones
- Grass
- Gravel
- Concrete Tiles on gravel
- Interlock Pavement

## Trees

- Climbers (Ivy Plant)
- Royal Palms
- Shrubs (Japanese Mock Orange)
- Crepe Myrtle Trees

## Lights

- Ground Recessed Aimed Light
- Floor Mounted Globe Light
- Recessed Wall Mounted Light
- LED Strip Recessed Light
- Spike Aimed Up Light
- Double Arm Light Pole
- Light Post

ARCH.	ISSUED FOR	DATE	NO.
1	Review and Approval		A0-01-001
2	Review and Approval		A0-05-000

Project  
ARCH 902\_Working Drawings Course\_Project

Owner  
G U C - German University in Cairo  
Architecture and Urban Design Program - WS 2023  
9th Semester, ARCH 902\_Working Drawings Course

General Consultant  
G U C - German University in Cairo  
Architecture and Urban Design Program - WS 2023  
9th Semester, ARCH 902\_Working Drawings Course  
Department of Landscape Architecture  
Prof. Dr. Hany Elmaghrabi

Sheet Name: Site Plan - Architectural Drawing

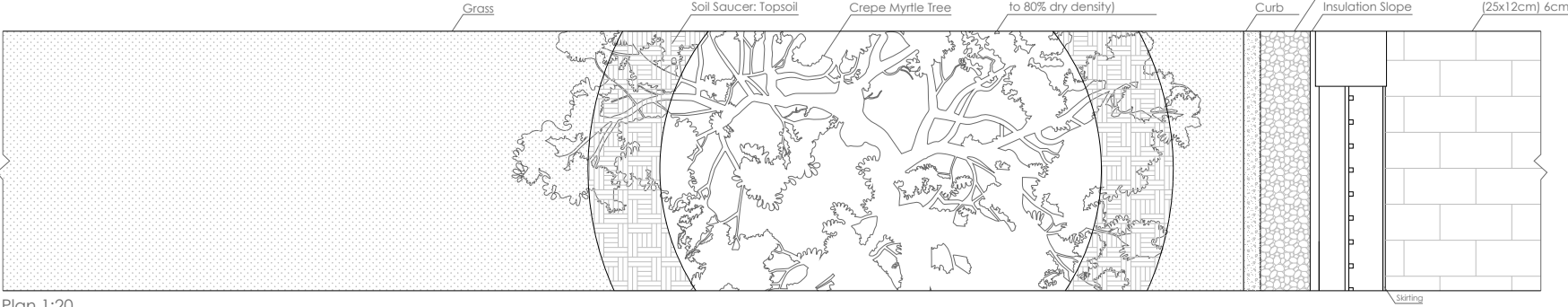
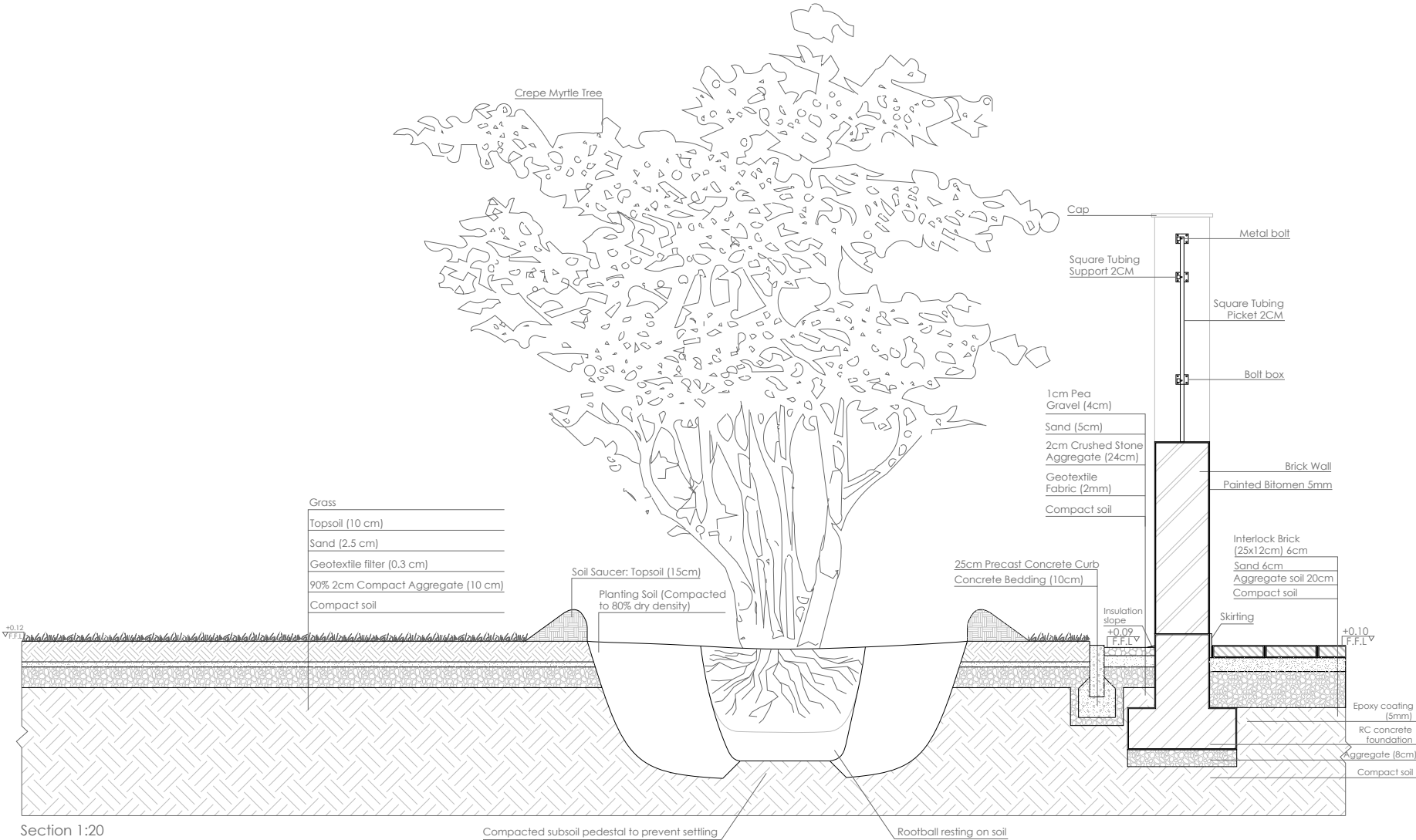
Approved by:	Checked by:	Date:	Proj.No.	North	Sheet No.
Urban Designer/Architect:	Name:	Date:	13.12.2023	ARCH 902	A0-01
ID:	401151410101010101	Drawn by:			

Scale  
1:100

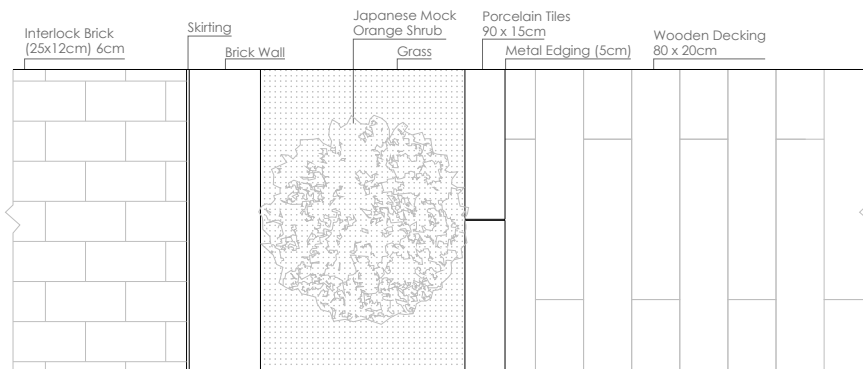
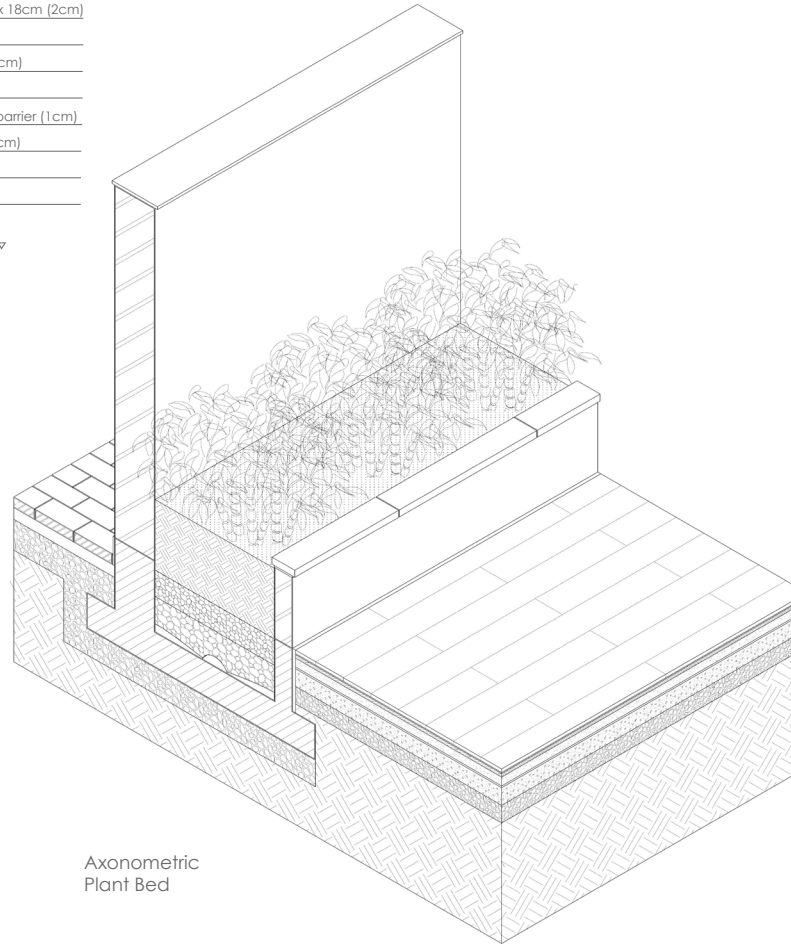
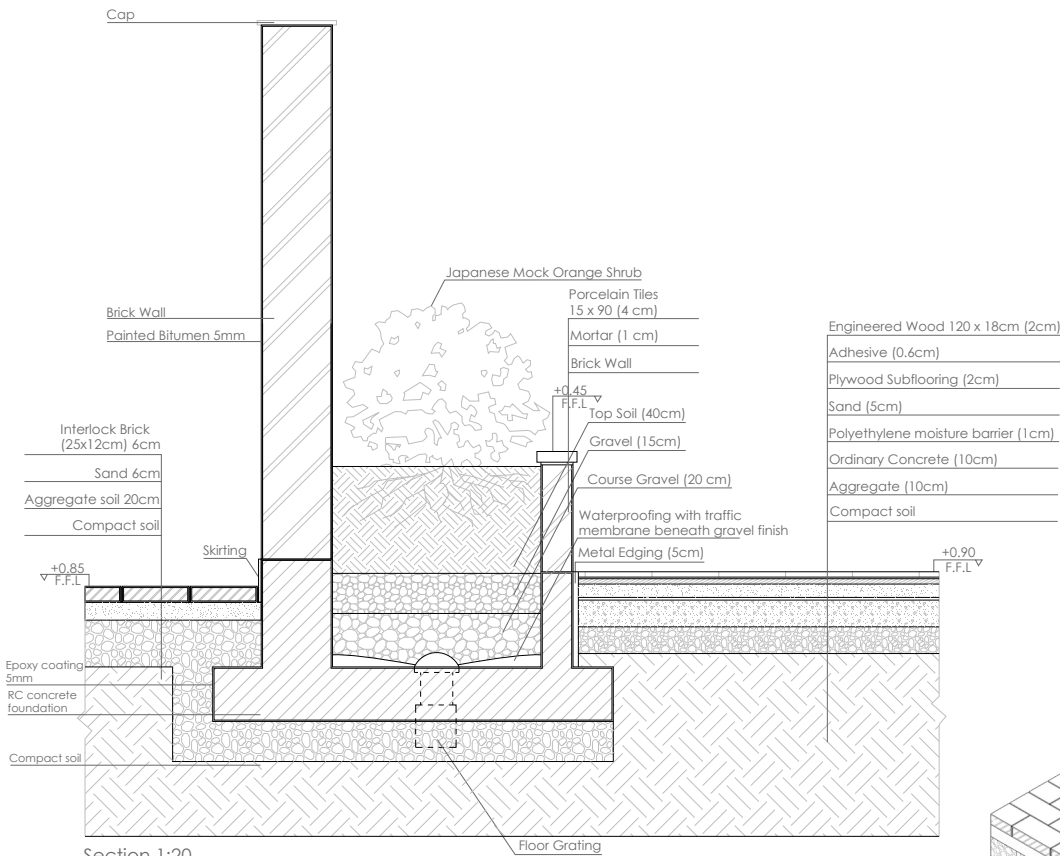


LEGEND

- Reinforced Concrete
- Ordinary Concrete
- Brick Wall
- Sand
- Aggregate
- Compact Soil
- Top Soil
- Saul Saucer
- Interlock Bricks (25 x 12cm)
- Gravel
- Grass



ARCH.	ISSUED FOR	DATE	NO.
1	Review and Approval		A0 - 05 - 001
2	Review and Approval		A0 - 05 - 002
Project			
ARCH 902_Working Drawings Course_Project			
Owner			
G U C - German University in Cairo			
Architecture and Urban Design Program - WS 2023			
9th Semester_ARCH 902_Working Drawings Course			
General Consultant			
G U C - German University in Cairo			
Architecture and Urban Design Program - WS 2023			
9th Semester_ARCH 902_Working Drawings Course			
Sheet Name : Fence & Lawn Detail - Architectural Drawing			
Approved by: <small>Signature and Stamp of the Architect</small>			Date:
Urban Designer/Architect	Date	Proj.No.	North
Name: Mariam Ezzamelous	08.11.2023	ARCH 902	
Karm Laboratory			
ID: 49-3774 - 49-2552			
Drawn by:			
Scale	1:20		109



## LEGEND

- Reinforced Concrete
- Ordinary Concrete
- Brick Wall
- Sand
- Aggregate
- Compact Soil
- Top Soil
- Plywood
- Interlock Bricks (25 x 12cm)
- Gravel
- Grass
- Engineered Wood (120 x 80cm)

ARCH.	ISSUED FOR	DATE	NO.
1	Review and Approval		A0 - 05 - 001
2	Review and Approval		A0 - 05 - 002

Project  
ARCH 902\_Working Drawings Course\_Project

Owner  
**G U C - German University in Cairo**  
Architecture and Urban Design Program - WS 2023  
9th Semester\_ARCH 902\_Working Drawings Course

General Consultant  
**G U C - German University in Cairo**  
Architecture and Urban Design Program - WS 2023  
9th Semester\_ARCH 902\_Working Drawings Course  
Course Lecturer: Dr. Amr Elmaghrabi  
Course Assistant: Dr. Mohamed Elmaghrabi

Sheet Name : Plant Bed Detail - Architectural  
Drawing

Approved by:	Course Lecturer: Dr. Amr Elmaghrabi Course Assistant: Dr. Mohamed Elmaghrabi	Date:	
Urban Designer/Architect: Name: Mariam Estafanous ID: 49-3774	Date: 08.11.2023	Proj.No: ARCH 902	North
Drawn: No			Sheet No. A9 - 03

Scale 1:20





03 CLO11-FIRST BASEMENT FLOOR - ABBREVIATION SCHEDULE



01 FIRST BASEMENT FLOOR - PART 3  
1:100



## PART 3

### References

SWL TITLE	SWL NO.	REV
FIRST DAY PUMP PLAN	SW-05-09-00000	00
PLASTER GENERAL DETAIL	SW-05-09-00000	00
GENERAL DETAIL	SW-05-09-00000	00
SW-05-09-00000	SW-05-09-00000	00
SW-05-09-00000	SW-05-09-00000	00

## GENERAL NOTES

- [illegible]

**Finishing Legend:**



Signed		
Date	Date	Signature
ACH		
Dr.		
Mark		
Doc.		

## Glamp Of Review (From ECG):

## Revisions

12	Object For Approval	Month	Day	Year
13	Expiration date	Year	Day	Month

Other

Ministry Of Housing ,Utilities &amp;Urban Communities

New Urban Communities Authority 

The Project's Consultant:

**ECG** **مراجعة الهندسة والاستشارات**  
ENGINEERING CONSULTANTS GROUP S.A.  
[www.ecgsa.com](http://www.ecgsa.com)

Main Contractor:

**ORASCOM**

Project Name

Project Name: **B5**

Drawing Title:

(SHOP DRAWING)  
ZONE 01 - CLUSTER (12)

FIRST BASEMENT FLOOR PLAN  
FINDING SCHEMATIC PART 2

Sheet Size: A0	Scale: 1:200
----------------	--------------

Drawing No:  
DS-DS-45M-C322-F05-003-00000000





References -		
	DOC. TITLE	DOC. No.
81	ENTRANCE EXAM. WORKS	SR 52-28 9994-27
82	DESIGN SET.	SR 528
83	LEFT ASSEY LAYERS	L. 018 - 030-030-02.010
84	ECN CARD	L. 027 - 030000-1-000-01.010
85	STRUCTURAL DOC. 426	SR 60-05 000-10
86	STRUCTURAL DOC. 426	SR 60-05 000-112

GENERAL NOTES:

Symbol	Description
	Lighting Fixture
	Smoke Detector
	CEILING MOUNTED Exit Sign
	WALL MOUNTED Exit Sign
	CCTV CAM

[illegible]

**Legend:**  
- (X) \_\_\_\_\_ *Revised June 1985*

GGT-B	CHINA GSD exterior profile finished with washable acrylic emulsion paint off-white color (50505-45).
GGT-B / 135	Composite exterior profile finished with washable acrylic emulsion paint off-white color NCB (30580-50).
GGT	CHINA THICK GYPSUM BOARD WITH G77 WHITE ACRYLIC FRANT AS PCR APPROVED SAMPLE

Squad:		
Geo	Date	Signature
Anglo		
Dic		
Mach		
Ethi		

Stamp Of Review (From ECG):

Revisions:					
------------	--	--	--	--	--

On	Issued For Approval	W-o-e			
to	Expirably rate	Date	Day	the	Apr

Owner: 

Ministry Of Housing ,Utilities &Urban Communities

New Urban Communities Authority 

The Project's Consultant:

**ECG** جماعة الهندسة الاستشارية  
ENGINEERING CONSULTANTS GROUP S.A.  
www.ecgsa.com

Main Contractor:



Project Name:	<b>R5</b>
---------------	-----------

Zone 01

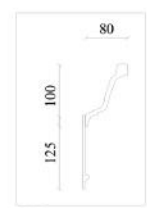
Drawing Title: (SHOP DRAWING)  
ZONE 01 - CLUSTER (05) - B01

[illegible]

<p> <i>RS-4C-ASM-CZ03-4D-BC-01 (R01)</i> </p>	<p> 01 </p>	<p> 14-00-21 </p>
---	-------------	-------------------

01 ENTRANCE - GROUND FLOOR  
1:50

02 Corinco Profile - (C07-B)  
1.2



03 Cornice Profile - (035 W / 135)  
13

