

# IPG SYSTEM -1280 1200X800X1200

## THE SMART PALLET CONTAINER



# IPG SYSTEM -1280




## Hang in lid

- Space saving on site
- Plus in terms of ergonomics and handling

## Smart stacking

- Fast and safe simple stacking
- Folded sleeves are stacked inside a built-up container



+



## Hang in lid

- Saving of space at the place of use
- Extra ergonomics and easy handling

# IPG SYSTEM -1280



## TECHNICAL DATA

- External dimensions: 1200x800x1200 mm
- Internal dimensions: 1156x756x1030 mm
- Volume: 622 L
- Tare weight: 29 kg
- Empties height: -
- Fodling system: Classic
- High rack (without base): No

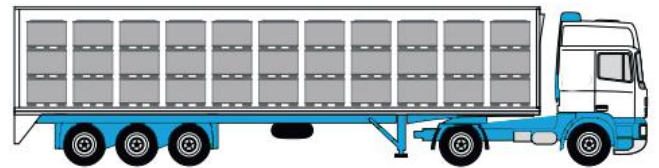
## LOADS:

- Payload max: 250 kg
- Stacking load (max): 1 150 kg
- Stacking factor: 1+4

## LOGISTICAL AND TRANSPORT:

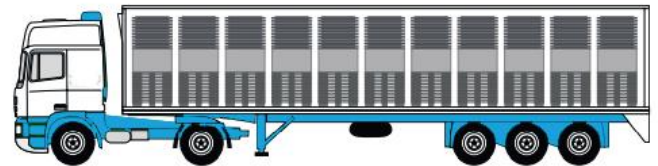
- Return rate: 1:4,7
- Volume reduction: 79 %

CAPACITY UTILISATION - MEGA TRAILER  
Full: 99



Empty: 462

**79 %** VOLUME-REDUCED



SANDWICH	PALLET	SLEEVE	LID
Material	PE	PP	PE
Grammage	-	3000 g/m <sup>2</sup>	-
Equipment further options available	Open surface, 9 feet 4 way entry pallet Drainage holes	M-folding 1 flap door 600x350 mm 2 label holders A5	2 handles black Suspension lugs



1+4 IN BLOCK STORAGE



1+2



1+13

IN THE MEGA TRAILER



IP-GROUP



# PALLET CONTAINER HD-128 1200X800X950

## THE SMART PALLET CONTAINER



# HD-128 1200X800X950



## Hang in lid

- Space saving on site
- Plus in terms of ergonomics and handling

## Anti slip finish

- 6 rubber lips in the lid
- No shifting of stacked containers; also in a mix with wooden pallets



## High compatibility

- Due to the same basic dimensions, stackable with Euro pallets and VDA lids
- Use on conveyor systems on which Euro pallets are used



## Secure empty unit

- Protection of the folded sleeve
- No damage to the containers by slipping
- Safe and stable stacking



## Closed pallet deck empty unit

- No base insert required
- No soiling
- Automatic locking
- Engage principle for firm fixation

# HD-128 1200X800X950



## TECHNICAL DATA

- External dimensions: 1200x800x50 mm
- Internal dimensions: 1156x756x747 mm
- Volume: 653 L
- Tare weight: 46 kg
- Empties height: 245 mm in a stack
- Fodling system: Sandwich folding
- High rack (without base): Yes

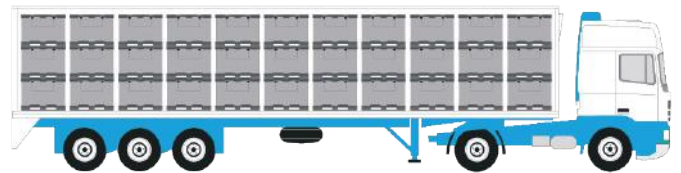
## LOADS:

- Payload max: 500 kg
- Stacking load (max): 1 250 kg
- Stacking factor: 1+2

## LOGISTICAL AND TRANSPORT:


- Return rate: 1:4
- Volume reduction: 75 %

CAPACITY UTILISATION - MEGA TRAILER  
Full: 99



Empty: 396

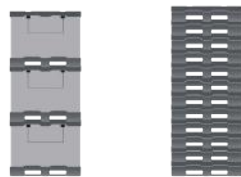
**75 %** VOLUME-REDUCED




SANDWICH	PALLET	SLEEVE	LID
Material	PE	PP	PE
Grammage	-	3000 g/m <sup>2</sup>	-
Equipment further options available	Closed surface 9 feet, 3 skids steel reinforcement 4 way entry pallet drainage holes	M-folding 1 flap door 600x350 mm 2 label holders A5	2 handles black 1 handle, blue suspension lugs



**1+4 1+2**  
IN BLOCK STORAGE



**1+2 1+11**  
IN MEGA TRUCK



**1:4** PROPORTIONALLY STACKABLE



# ALL IN ONE UNIT 1200X800X950

## THE SMART PALLET CONTAINER



# ALL IN ONE UNIT 1200X800X950

## Firm connection guidance

Lid and sleeve form a firmly connected unit - no more individual parts, no more loss of container parts



## Safe guidance

Embedded guide rails simplify handling - the lid is neatly guided when opening and closing



All in One Unit



## Secure empty unit

- Protection of the folded sleeve
- No damage to the containers by slipping
- Safe and stable stacking



## Closed pallet deck empty unit

- No base insert required
- No soiling
- Automatic locking
- Engage principle for firm fixation

# ALL IN ONE UNIT 1200X800X950



## TECHNICAL DATA

- External dimensions: 1200x800x50 mm
- Internal dimensions: 1156x756x747 mm
- Volume: 653 L
- Tare weight: 48 kg
- Empties height: 245 mm in a stack
- Fodling system: Sandwich folding
- High rack (without base): Yes

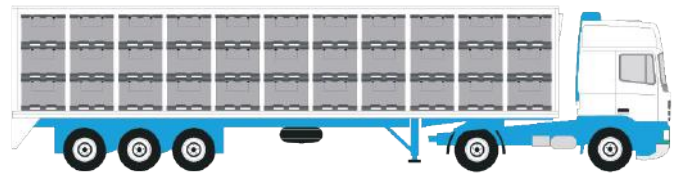
## LOADS:

- Payload max: 500 kg
- Stacking load (max): 1 250 kg
- Stacking factor: 1+2

## LOGISTICAL AND TRANSPORT:


- Return rate: 1:4
- Volume reduction: 75 %

CAPACITY UTILISATION - MEGA TRAILER  
Full: 99



Empty: 396

**75 %** VOLUME-REDUCED




SANDWICH	PALLET	SLEEVE	LID
Material	PE	PP	PE
Grammage	-	3000 g/m <sup>2</sup>	-
Equipment further options available	Closed surface 9 feet, 3 skids steel reinforcement 4 way entry pallet drainage holes	M-folding 1 flap door 600x350 mm 2 label holders A5	2 handles 1 handle, blue suspension lugs



**1+4 1+2**  
IN BLOCK STORAGE



**1+2 1+11**  
IN MEGA TRUCK



**1:4** PROPORTIONALLY STACKABLE



ALL IN ONE UNIT 800X600X750

# THE SMART HALF PALLET CONTAINER



# ALL IN ONE UNIT 800X600X750



## TECHNICAL DATA

- External dimensions: 800x600x750 mm
- Internal dimensions: 772x572x560 mm
- Volume: 247 L
- Tare weight: 19 kg
- Empties height: 210 mm in a stack
- Fodling system: Sandwich folding
- High rack (without base): NO

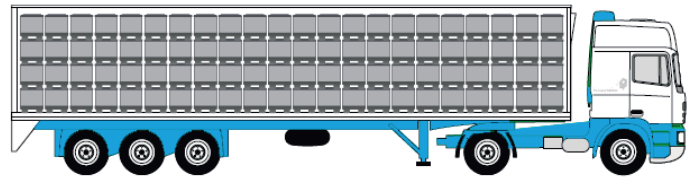
## LOADS:

- Payload max: 300 kg
- Stacking load (max): 1 000 kg
- Stacking factor: 1+3

## LOGISTICAL AND TRANSPORT:


- Return rate: 1:3,5
- Volume reduction: 71 %

CAPACITY UTILISATION - MEGA TRAILER  
Full: 264



Empty: 924

**71 % VOLUME-REDUCED**




SANDWICH	PALLET	SLEEVE	LID
Material	PE	PP	PE
Grammage	-	3000 g/m <sup>2</sup>	-
Equipment further options available	Closed surface 9 feet, 3 skids 4 way entry pallet Drainage holes	M-folding 2 label holders A5	2 handles, blue Suspension lugs



1+3

IN BLOCK STORAGE



1+3

1+13

IN MEGA TRUCK



1:3,6

PROPORTIONALLY  
STACKABLE



IPG **RETURN PACKAGING** CONCEPT  
AN **ECONOMY** INSPIRED BY THE  
CYCLUS OF **NATURE**



[WWW.IP-GROUP.NO](http://WWW.IP-GROUP.NO)

[WWW.IP-GROUP.SE](http://WWW.IP-GROUP.SE)

[WWW.IP-GROUP.COM](http://WWW.IP-GROUP.COM)

