



2026
PROTECTIVE PADDING

Wall Panel Measuring Guide

APPLICATION: Indoor Outdoor

MOUNTING TO: Concrete Block Brick Sheet Rock
 Fence (chain or wood) Concrete Metal Frame

HOW ARE THEY MOUNTING: Z-Brackets U-Channels Direct to Wall - 1" Lip

PANEL BACKING: 7/16" OSB (indoor) 3/4" Exterior Grade Plywood (outdoor) 5/8" Advantech (outdoor)

FOAM: 2" Poly Foam (in/outdoor) 2" Bonded Foam (indoor) 3" Poly Foam
 4" Poly Foam

VINYL COVERING: 14 oz. Fire Retardant 18 oz. Coated

VINYL COLOR: Maroon Burgundy Red Athletic Orange Tan Brown Forest Kelly Columbia Royal Navy Purple Black Gray White

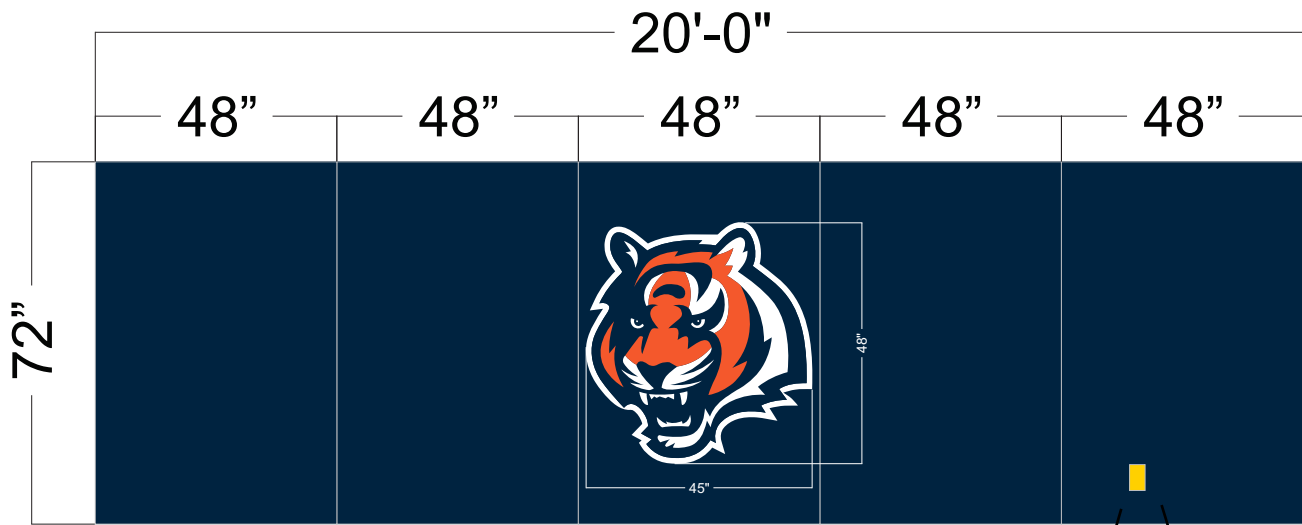
***Color varies based on weight and type of vinyl



GRAPHICS: Yes No Details:

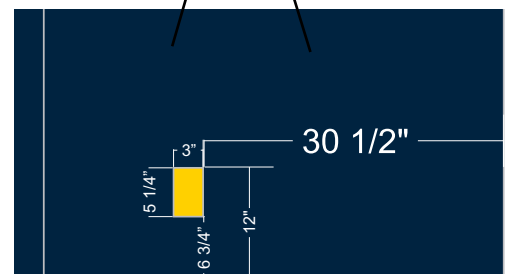
CUT-OUTS: Yes No Details:

MEASUREMENTS WERE TAKEN FROM: Floor Top of Baseboard
 Height of Baseboard _____



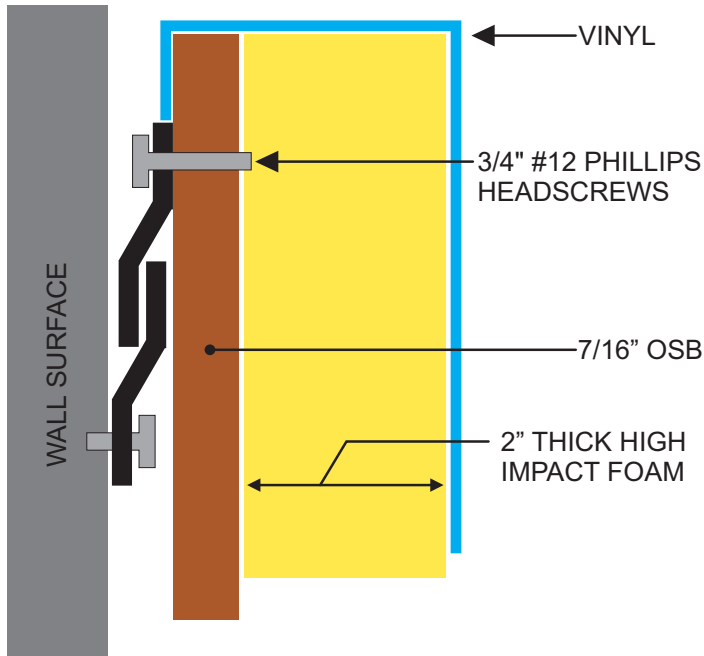
Tips on Cut-Outs...

- Indicate whether measurements are from floor or base board for cut-outs.
- Include measurements to bottom and top of cut-outs.
- Include measurements from edge of wall for both sides of cut-outs.

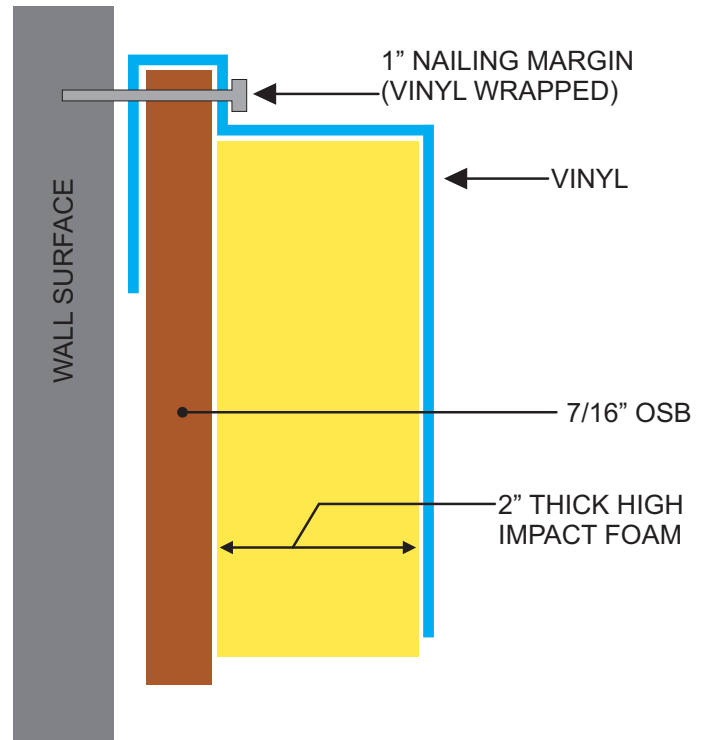


Mounting Systems

Z-Bracket



Nailing Lip



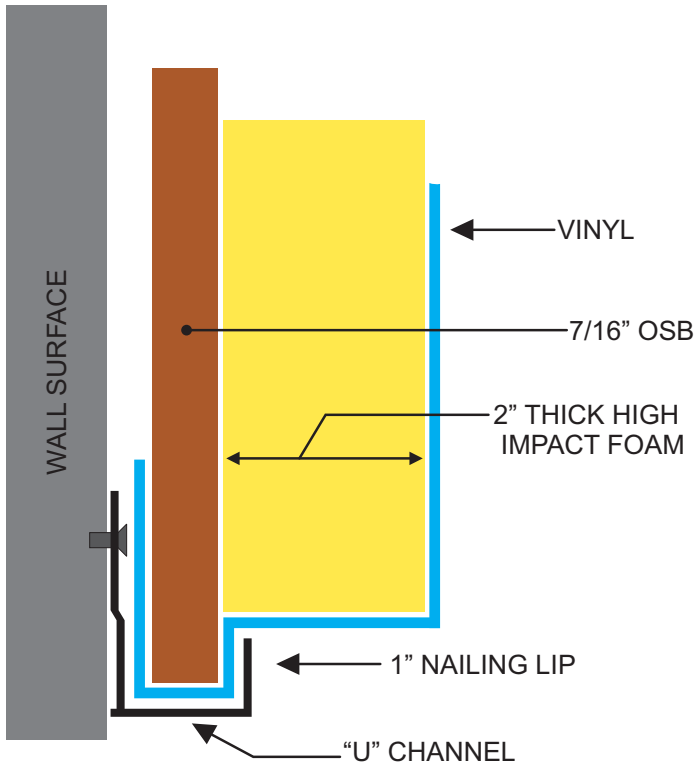
Z-Bracket

Z-Brackets provide an easy option for mounting panels to walls. They are optimal for both outdoor or indoor mounting and allow the panels to easily slide into place for quick mounting and unmounting. This is a great option if you are planning on taking your panels down after the season and putting them back up next year. This will prevent damage and maintain the life span of the panels.

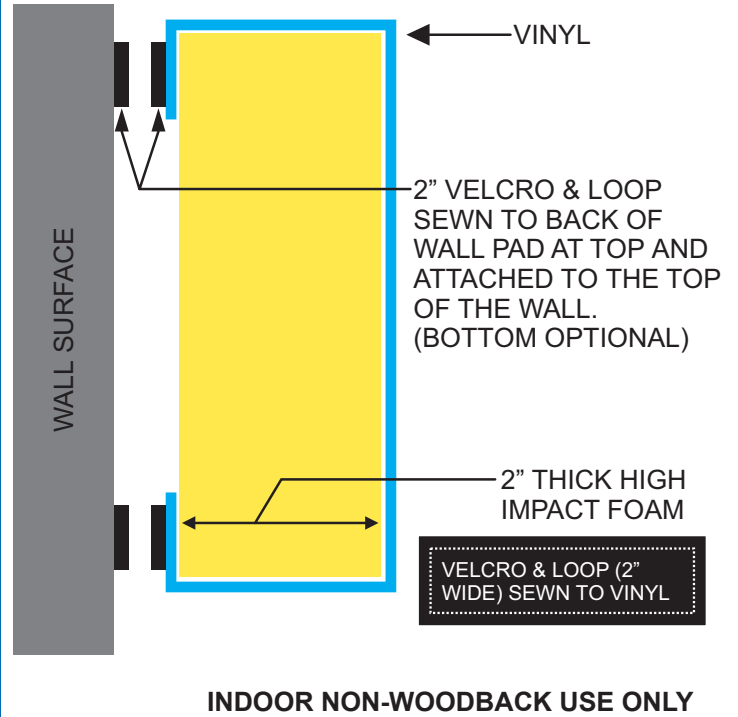
Nailing Lip

Each panel will have a 1 inch nailing lip on top and bottom. This method will require 4-drill holes. 2 at the top and 2 at the bottom of each pad, used to attach to the wall. This is a more permanent solution. The panels can be taken down by removing screws holding them in place. This will result in leaving drill holes in the panels nailing lips.

“U” Channel



Hook and Loop



“U” Channel

“U” Channel is another option. It requires mounting hardware that will stay in place on the wall. The panels can drop in from the top and this allows for easy mounting of the pads. It is recommended to use a 1 inch nailing lip at the top of the pad for added stability.

Hook and Loop

The Hook and Loop method is only for indoor applications. Hook and Loop is sewn onto the removable non-wood backed pad. The opposing hook and loop piece will be attached to the wall for easily installation and movement. Hook and loop fasteners, consist of two components: two lineal fabric strips which are attached to the opposing surfaces to be fastened.

Rail Pads-RPG


Protect your athletes from the hard, sharp edges of rails and other obstructions with rail padding. Padding gives your facility a finished look and added safety. We provide padding for fences, rails, and poles. We also offer custom manufacturing to meet your facility's unique needs. Padding is available in 18 colors and standard and custom

sizes. Logos and text options are a great way to upgrade your venue, advertise, and promote your school and sponsors. Vertical Post Pads and Square Rail Pads are ideal for art work. We offer multiple installation methods including pipe strap and "C" clamp, grommet flaps and hook and loop for easy installation.



Rail Pad w/ Grommets - RPG

Rail pads are grommeted down the sides, used for ease of installation on round railing. Closed cell foam is used to ensure durability. Rail pads are available in 4', 6', 8', 10' sections. Custom sizing is available upon request. Standard pads fit 1-1/2" to 2-1/2" diameter rails.




Vertical Post Pad - RPGV


Covers made with grommets. Standard pads fit 1-1/2" to 2-1/2" diameter rails. Vertical Post Pads are manufactured to your specific needs and sizes. Vertical post pads feature a rectangular design for upright posts. A cleaner look for areas with joining pipes. They are covered in 18 oz coated vinyl.



Rail Pads



MODEL #	
RPG184.....48" Grommeted	RPG1810.....120" Grommeted
RPG186.....72" Grommeted	RPGSO.....Special Size
RPG188.....96" Grommeted	RPGVSO.....Vertical Pad Special Size




Rail Pads-RPSW



Square Rail Pad - RPSW

2" Poly foam is used to ensure durability. Square rail pads are available in 4' to 8' sections. Custom sizing is available upon request. Pads are mounted with mending plates & c-clamps. Measurements are taken from the inside of the pads. Inside dimensions of 4" front x 3" top x 3" back make outside dimensions of 8-3/4" front x 10-1/2" top x 6-3/4" back.





Permanent Corner Covers - PCAP

Wood backed P-CAPS made with grommets. Sealed on 3 sides with the 4th side attached to the the rail. Standard pads fit 2" to 3" rails. P-CAP Pads are manufactured to your specific needs and sizes. They are covered in 18 oz coated vinyl. Caps can be designed to extend over rail top to accomodate for finials.



Stadium Padding



**Progressive Field
Cleveland, OH**

Fisher Athletic's high quality stadium padding are premium wood-backed pads that are built using UV and mildew resistant 18 oz. vinyls and industry leading lumber. Our top of the line craftsmanship guarantees long lasting, beautiful pads that will boost the look and quality of your field.

Foam Options

- 2" Polyfoam
- 3" Polyfoam
- 4" Polyfoam

Size Options

- We offer pads in various heights to fit your stadium padding needs. Fisher does not recommend exceeding a pad height over 8'.
- Custom width options are available depending on the specific needs of the job.



**University of North Carolina-Greensboro
Greensboro, NC**

Mounting Options

Various mounting options are available to give your padding the best fit to your existing structure. See pages 4-5 for diagrams.

Options include:

- Nailing lips
- U-Channel
- Z-Brackets
- Plastic Wall Brackets (WPBKT)



WPBKT Mounting



High Point University - Baseball
High Point, NC



Catawba College Softball
Salisbury, NC



Lenoir-Rhyne University Softball
Hickory, NC

Backstop Pads



BACKSTOP PADDING IN 4 STYLES

WPSwood backed padding

PSMSwood backed with "L" shaped top

EWM.....non-wood back / grommets

BSPnon-wood back / grommets / 2' wide folding sections / 2" or 3" thick foam

- 18 oz. vinyl with 15 color choices
- Vent holes at bottom of all pads
- Custom sizes available in WPS, PSMS, and EWM series padding



According to **NCAA**, 3" backstop padding is always required. It should be a minimum distance of 25 feet and a maximum distance of 30 feet from home plate. It is recommended that the backstop be vertical and not extend over the playing field. When the backstop is wood, cement, or brick, it is strongly recommended that it be padded from dugout to dugout no higher than 1 foot off the ground and extending to the top of the wood, cement, brick or 6 feet from the ground, whichever is shorter.

Backstop Pads



Foam Options

- 2" Polyfoam
- 3" Polyfoam

Size Options

- Backstop padding is available in 3 foot and 4 foot heights.
- Custom width options are available depending on the specific needs of the job.

Mounting Options

Various mounting options are available to give your padding the best fit to your existing structure. See pages 4-5 for diagrams.

Options include:

- Nailing lips
- Z-Brackets
- U-Channel
- Plastic Wall Brackets (WPBKT)



Indoor Applications



Vinyl Options

- 14 oz. laminated, fire retardant vinyl
- 18 oz. coated vinyl
- 18 oz. coated, fire retardant vinyl

Mounting Options

Various mounting options are available to give your padding the best fit to your existing structure. See pages 4-5 for diagrams.

Options include:

- Nailing lips
- Z-Brackets
- U-Channel

Foam Options

- 2" Polyfoam
- 3" Polyfoam
- 4" Polyfoam
- All Foam available in 6lb. bonded foam or 100lb. fire retardant polyfoam

Size Options

- We offer pads in various heights to fit your stadium padding needs. Fisher does not recommend exceeding a pad height over 8'.
- Our standard pad with is either 2' or 4'.
- Custom width options are available depending on the specific needs of the job.

Cutout Options



Built In House

Cutout
Model #: **CO1**
Cutout for
permanent padding
Woodbacked

Cutout
Model #: **CO2**
Cutout for
removable padding
Non-Woodbacked

Cutout
Model #: **COI46**
Cutout for
permanent padding
Woodbacked



Installed On-Site

Stage Padding



Removable Stage Mats

- Mounts with hook and loop Velcro®
- 2" and 3" thick Polyfoam available
- Cutouts available upon request
- Available in 14 or 18 oz. vinyl
- Custom artwork and lettering available
- Padding custom built to fit your exact size specifications



Permanently Mounted Stage Mats

- 7/16 inch OSB (Oriented Strand Backing) for strength
 - All panels are safety finished (no exposed staples, raw edges or sharp corners)
 - 1 inch Mounting lip on top and bottom
 - Cutouts available
 - Each stage pad is one piece "L" shaped mat
- 2" and 3" thick Polyfoam options are available

Custom Printed Pads



We Can Bring Your Brand to Life!



Wall Panel Protective Covers

We highly recommend these covers for the protection of your digital and screen printed artwork. They mount directly above your wall panels and can be easily removed and re-mounted.

