



---THE BUNK POLICE---

MARQUIS

TEST-KIT-GUIDE

INSTRUCTIONS

1. PUT YOUR SAMPLE IN THE TEST TUBE
2. ADD 1-2 DROPS OF LIQUID FROM THE BOTTLE
3. COMPARE COLOR WITH REACTIONS IN THIS BOOKLET
4. THOROUGHLY RINSE THE TEST TUBE WITH WATER
5. DRY THE TEST TUBE BEFORE RE-USE

SAMPLE SIZE

PILL: SCRAPE OFF A SMALL AMOUNT - AROUND 1/20TH OF A PILL

POWDER: USE 5 MILLIGRAMS - ABOUT THE SIZE OF A DROP OF WATER

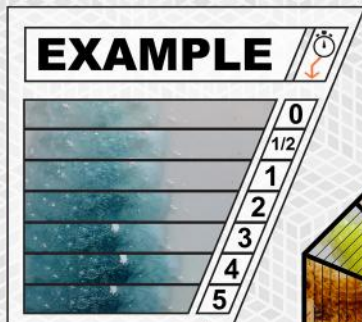
PAPER: CUT OFF A CORNER - APPROXIMATELY 1/10TH OF A BLOTTER

LIQUID: DROP A SMALL AMOUNT ON TO A PIECE OF UNTREATED PAPER AND ALLOW IT TO DRY BEFORE TESTING


WARNING! THE TESTING LIQUID IS A STRONG ACID
DO NOT GET IT ON YOUR SKIN OR IN YOUR EYES - DO NOT INGEST
USE IN A WELL VENTILATED AREA AND WEAR GLOVES & EYE PROTECTION
IF POSSIBLE. IF THE BOTTLE BECOMES BLOCKED, DO NOT ATTEMPT TO
CLEAR BY SQUEEZING. INSTEAD CLEAR THE BLOCKAGE BY SHAKING
VIGOROUSLY OR INSERTING A PAPERCLIP / SIMILAR OBJECT.

KEEP OUT OF HEAT/SUNLIGHT

DO NOT REMOVE ABSORBENT POWDER FROM CONTAINER



TIME (SECONDS)



COMPARE YOUR REACTION
FROM THE OUTSIDE TO THE INSIDE OF THE CHART
OVER SIXTY SECONDS

MARQUIS

**MDMA MAY APPEAR PURPLE
FOR THE FIRST SECOND DEPENDING ON LIGHTING
IT SHOULD NOT STAY PURPLE**

MDMA

LSD

MESCALINE

DMT

END

KETAMINE

CLEAR
REACTION
NO COLOR
CHANGE

AMPHETAMINE

MARQUIS
COCAINE & KETAMINE DO NOT REACT
THIS WAY YOU CAN SEE IF THEY'RE CUT
WITH SOMETHING DANGEROUS

COCAINE

CLEAR
REACTION
NO COLOR
CHANGE

HEROIN

END



USING THE ADVANCED SECTION

AS YOU FLIP THROUGH THE FOLLOWING SECTION, YOU'LL SEE WHAT WE CALL "**PRESENCE CHARTS**" ON THE *LEFTHAND* PAGES AND ROUND "**COLOR SPECTRUMS**" ON THE *RIGHTHAND* PAGES.

COLOR SPECTRUMS - THESE ROUND "WHEELS" EACH CONTAIN THE COLOR REACTIONS FROM 16 DIFFERENT (LAB VERIFIED) SUBSTANCES. THE REACTIONS START AT THE OUTSIDE OF THE SPECTRUM (ZERO SECONDS) AND MOVE OVER TIME TO THE CENTER OF THE SPECTRUM (60 SECONDS.) FOR MORE INFO ABOUT READING COLOR SPECTRUMS PLEASE SEE THE **EXAMPLE ON PAGE ONE** AS WELL AS THE **TIPS & TRICKS SECTION** TOWARDS THE BACK OF THIS BOOKLET.

PRESENCE CHARTS - THESE CHARTS CAN TELL YOU WHICH OF THE RCs / CUTTING AGENTS ARE LIKELY TO BE PRESENT IN THE SUBSTANCE YOU'RE CURRENTLY TESTING. SIMPLY PUT, PRESENCE CHARTS TELL YOU WHICH REACTIONS YOU CAN EASILY RULE OUT. FOR EXAMPLE, YOU WOULD NEVER FIND DMT IN AN MDMA SAMPLE, SO WHY WASTE TIME LOOKING FOR IT?

(EXAMPLE CHART AND SYMBOL KEY CAN BE FOUND ON THE FOLLOWING PAGE)

AT THE TOP RIGHT CORNER OF THE CHART ① YOU'LL FIND A ROW OF SYMBOLS - EACH REPRESENTING A COMMONLY TESTED SUBSTANCE. TO USE THE CHART, FIRST FIND THE SYMBOL THAT REPRESENTS THE SUBSTANCE YOU'RE TESTING. FOLLOW THE LINE THAT RUNS DOWN FROM THAT SYMBOL.

RED "X" MARKS ON THIS LINE INDICATE THAT THE RC / CUTTING AGENT LISTED TO THE LEFT OF THE MARK ② HAS A HIGH LIKELYHOOD OF BEING PRESENT IN THE SUBSTANCE YOU'RE TESTING. SUBSTANCES WITH GREY "Ø" SYMBOLS ARE NOT OF CONCERN WHILE TESTING THIS PARTICULAR SUBSTANCE AND CAN BE DISREGARDED.

PRESENCE CHART - EXAMPLE

↓ 1

↓ SUBSTANCE NAME ↓



4-FA	<input type="radio"/>	<input type="radio"/>	<input type="radio"/>	<input type="radio"/>	<input checked="" type="radio"/>	<input type="radio"/>	<input checked="" type="radio"/>	<input checked="" type="radio"/>	<input type="radio"/>
5-MEO-DMT	<input checked="" type="radio"/>	<input type="radio"/>	<input type="radio"/>	<input type="radio"/>	<input type="radio"/>	<input type="radio"/>	<input type="radio"/>	<input type="radio"/>	<input type="radio"/>
25i-NBOME	<input type="radio"/>	<input checked="" type="radio"/>	<input checked="" type="radio"/>	<input type="radio"/>	<input type="radio"/>	<input type="radio"/>	<input type="radio"/>	<input type="radio"/>	<input type="radio"/>
CODEINE	<input type="radio"/>	<input type="radio"/>	<input type="radio"/>	<input type="radio"/>	<input type="radio"/>	<input type="radio"/>	<input type="radio"/>	<input type="radio"/>	<input checked="" type="radio"/>
METHYLONE	<input type="radio"/>	<input type="radio"/>	<input type="radio"/>	<input type="radio"/>	<input checked="" type="radio"/>	<input type="radio"/>	<input type="radio"/>	<input type="radio"/>	<input type="radio"/>

↑ 2

SUBSTANCE SYMBOL KEY



DMT



MESCALINE



LSD



MUSHROOMS



MDMA



KETAMINE



AMPHETAMINES



COCAINE



OPIATES



NOT AN
ADULTERANT

↓ SUBSTANCE NAME ↓



4-ACO-DALT



5-MeO-MiPT



METHYLONE



MDPV



PENTYLONE



BUTYLONE



2C-P



2C-D



2C-E



NAPHYRONE



25D-NBOMe



TMA-6



LSD



2-FMA

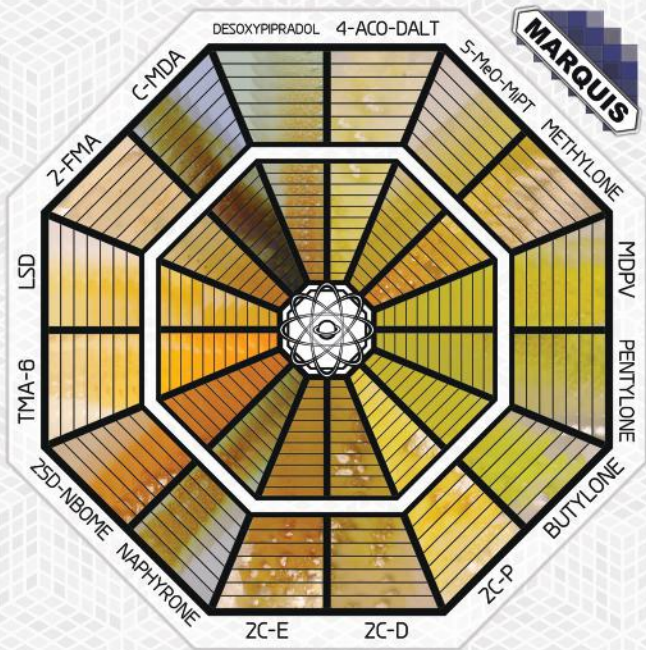


C-MDA



DESOXYPIPRADOL





↓ SUBSTANCE NAME ↓



ETHYLONE



X

N-ME-4,4-DIFLUORO-MODAFINIL



DOC



X

X

2C-C



X

2C-B



X

X

4-HO-DET



2C-B-FLY



X

DOB



X

X

EPHENIDINE



BK-2C-B



X

AMPHETAMINE



-



5-MeO-DMT



X

-




-



DXM




X



↓ SUBSTANCE NAME ↓



DIPHENIDINE	<input type="radio"/>	<input type="radio"/>	<input type="radio"/>	<input type="radio"/>	<input type="radio"/>	<input type="radio"/>	<input type="radio"/>	<input type="radio"/>
PROSCALINE	<input type="radio"/>	X	<input type="radio"/>	<input type="radio"/>	<input type="radio"/>	<input type="radio"/>	<input type="radio"/>	<input type="radio"/>
MESCALINE	<input type="radio"/>	X	<input type="radio"/>	<input type="radio"/>	<input type="radio"/>	<input type="radio"/>	<input type="radio"/>	<input type="radio"/>
ESCALINE	<input type="radio"/>	X	<input type="radio"/>	<input type="radio"/>	<input type="radio"/>	<input type="radio"/>	<input type="radio"/>	<input type="radio"/>
METHAMPHETAMINE	<input type="radio"/>	<input type="radio"/>	<input type="radio"/>	<input type="radio"/>	X	X	X	<input type="radio"/>
O-DESMETHYLTRAMADOL	<input type="radio"/>	<input type="radio"/>	<input type="radio"/>	<input type="radio"/>	<input type="radio"/>	<input type="radio"/>	<input type="radio"/>	X
25iP-NBOMe	<input type="radio"/>	X	X	<input type="radio"/>	<input type="radio"/>	<input type="radio"/>	<input type="radio"/>	<input type="radio"/>
ALLYLESCALINE	<input type="radio"/>	X	<input type="radio"/>	<input type="radio"/>	X	<input type="radio"/>	<input type="radio"/>	<input type="radio"/>
MDAI	<input type="radio"/>	<input type="radio"/>	<input type="radio"/>	<input type="radio"/>	X	<input type="radio"/>	<input type="radio"/>	<input type="radio"/>
25N-NBOMe	<input type="radio"/>	X	X	<input type="radio"/>	<input type="radio"/>	<input type="radio"/>	<input type="radio"/>	<input type="radio"/>
IAP	<input type="radio"/>	<input type="radio"/>	<input type="radio"/>	<input type="radio"/>	X	<input type="radio"/>	<input type="radio"/>	<input type="radio"/>
6-APDB	<input type="radio"/>	<input type="radio"/>	<input type="radio"/>	<input type="radio"/>	X	<input type="radio"/>	<input type="radio"/>	<input type="radio"/>
5-IT	<input type="radio"/>	<input type="radio"/>	<input type="radio"/>	<input type="radio"/>	<input type="radio"/>	<input type="radio"/>	<input type="radio"/>	<input type="radio"/>
DOI PR	<input type="radio"/>	<input type="radio"/>	<input type="radio"/>	<input type="radio"/>	<input type="radio"/>	<input type="radio"/>	<input type="radio"/>	<input type="radio"/>
6-APB	<input type="radio"/>	<input type="radio"/>	<input type="radio"/>	<input type="radio"/>	X	<input type="radio"/>	<input type="radio"/>	<input type="radio"/>
25E-NBOMe	<input type="radio"/>	X	X	<input type="radio"/>	<input type="radio"/>	<input type="radio"/>	<input type="radio"/>	<input type="radio"/>



↓ SUBSTANCE NAME ↓



CODEINE



6-EAPB



HEROIN



6-APB SUCCANATE



5-DBFPV



6-APDB



5-MAPB



5-EAPB



5-APB SUCCANATE



5-APB



MDMA



MDA



DIPT



4-FMA




HDMP-28



3-MeO-PCE





↓ SUBSTANCE NAME ↓



25B-NBOMe



25I-NBOMe



4-HO-MET



-



-



2C-T-7



ETHCATHINONE



lp-LSD



5-APDB



BUPRENORPHINE



AL-LAD



DOM



LSD Blotter



2-FA



5-MeO-AMT



2C-I





↓ SUBSTANCE NAME ↓



DMT

X



AMT



X



-



-



-



-



-



-



-



-



-



-



-



-

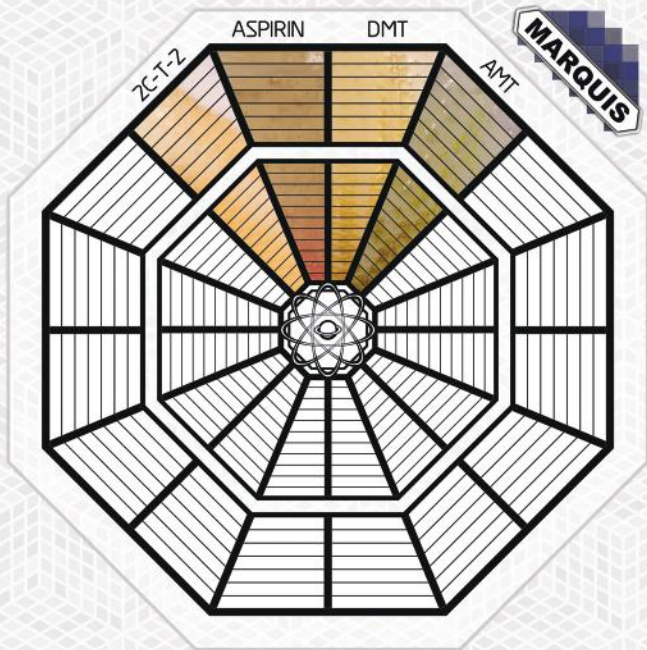


ZC-T-2



ASPIRIN





NO REACTION

2F-Deschloroketamine

2-MMC

3,4-CTMP

3-CMC

3-FMC

3-FPM

3-MeO-PCP

3-MMC

4-CMC

4-EMC

4-FA

4F-a-PVP

4F-MPH

4-MEC

4-Me-PPP

Adderall

AL-LAD

ALD-52

a-PPP

a-PVP

a-PVT

Benzocaine

Buphedrone

Caffeine

Creatine

Deschloroketamine

Dimethylcathinone

DMAA

Ephedrine

Ethylphenidate

Ethyl-Hexedrone

Isopropylphenidate

Ketamine

Levamisole

Lidocaine

mCPP

Mephemmetrazine

Methedrone

Mexedrone

MSM

USE THESE KITS TO TEST
AMPHETAMINE

MARQUIS

COLOR
MATCHES
SPECTRUM

MECKE

ANY
OTHER
COLOR

NOT
AMPHETAMINE

COLOR
MATCHES
SPECTRUM

SIMON'S

ANY
OTHER
COLOR

NOT
AMPHETAMINE

ZERO
REACTION

AMPHETAMINE

BRIGHT
BLUE

METHAMPHETAMINE

ALWAYS CHECK
FOR FENTANYL FIRST
FENTKIT

USE THESE KITS TO TEST
COCAINE

MORRIS

COLOR
MATCHES
SPECTRUM

ANY
OTHER
COLOR

NOT
COCAINE

MARQUIS

ANY
OTHER
COLOR

NOT
COCAINE

ZERO
REACTION

MECKE

ANY
OTHER
COLOR

NOT
COCAINE

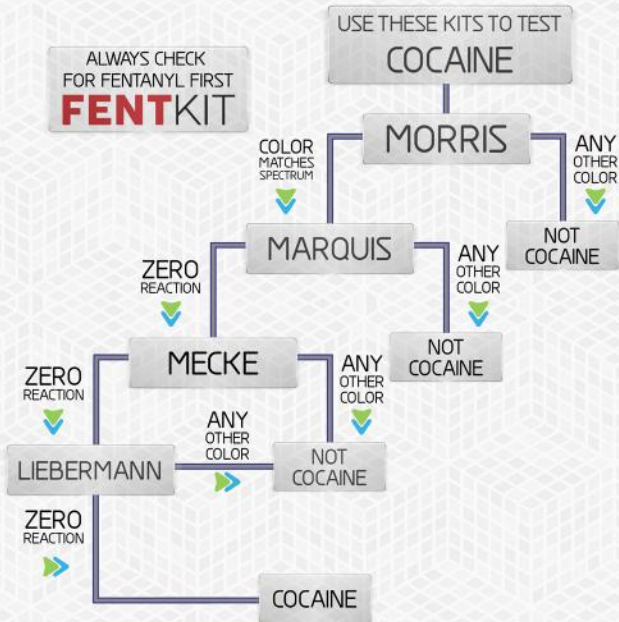
ANY
OTHER
COLOR

ZERO
REACTION

LIEBERMANN

ZERO
REACTION

COCAINE



USE THESE KITS TO TEST
DMT

HOFMANN

COLOR
MATCHES
SPECTRUM



ANY
OTHER
COLOR



MECKE

NOT
DMT

COLOR
MATCHES
SPECTRUM



ANY
OTHER
COLOR

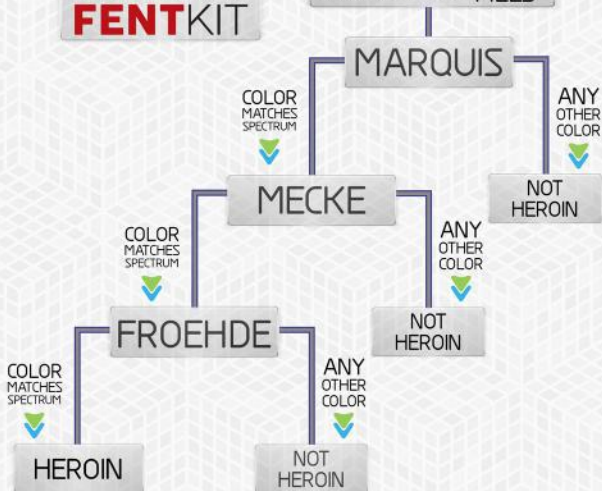


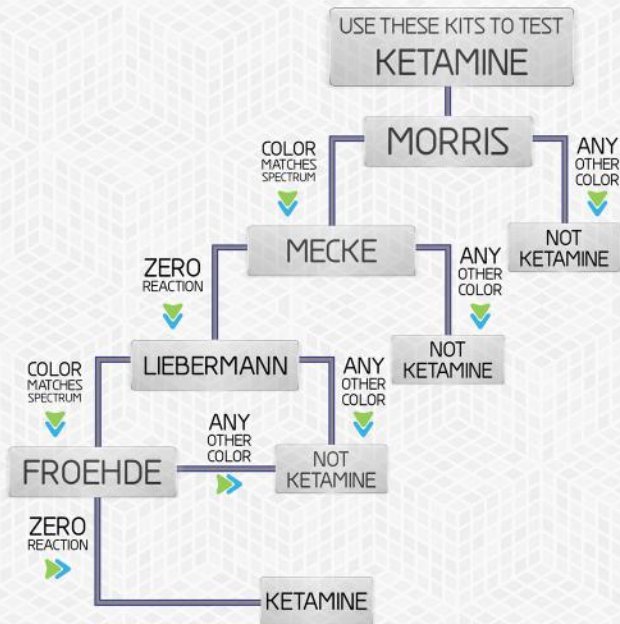
DMT

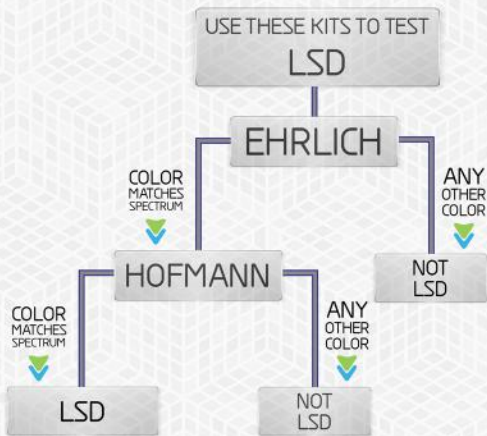
NOT
DMT

ALWAYS CHECK
FOR FENTANYL FIRST
FENTKIT

USE THESE KITS TO TEST
HEROIN & PAIN PILLS







USE THESE KITS TO TEST
MDMA

MARQUIS

COLOR
MATCHES
SPECTRUM

MECKE

ANY
OTHER
COLOR

NOT MDMA

COLOR
MATCHES
SPECTRUM

SIMON'S

ANY
OTHER
COLOR

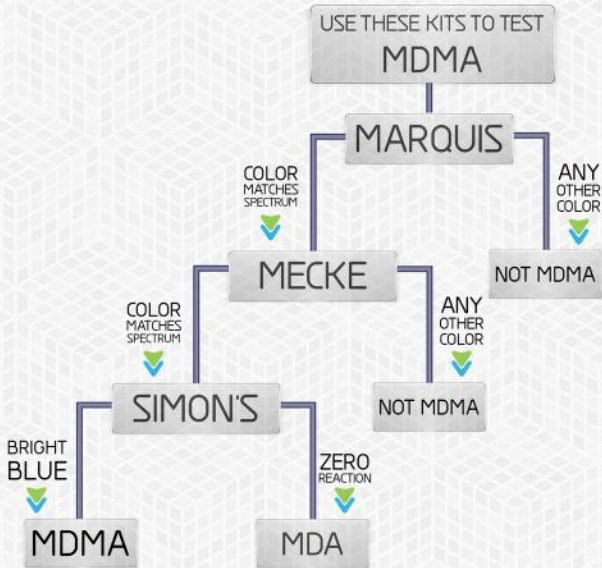
NOT MDMA

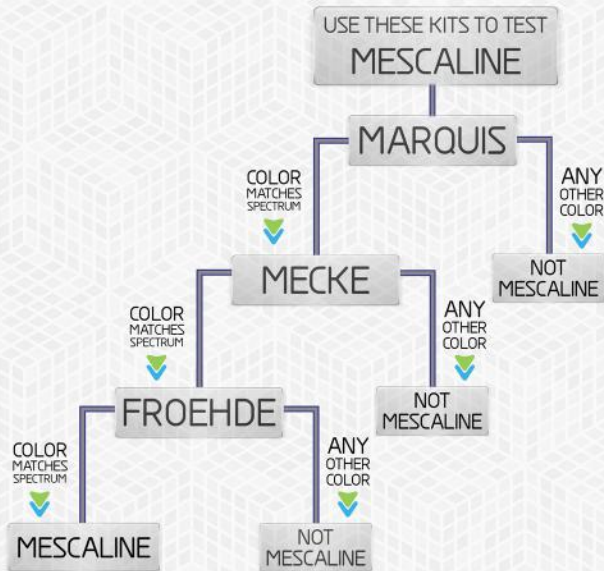
BRIGHT
BLUE

MDMA

ZERO
REACTION

MDA





USE THESE KITS TO TEST
METHAMPHETAMINE

MARQUIS

COLOR
MATCHES
SPECTRUM



ANY
OTHER
COLOR



MECKE

COLOR
MATCHES
SPECTRUM



ANY
OTHER
COLOR



NOT
METHAMPHETAMINE

SIMON'S

NOT
METHAMPHETAMINE

BRIGHT
BLUE



METHAMPHETAMINE

ZERO
REACTION



AMPHETAMINE

SAFETY & STORAGE

WARNING! THE TESTING LIQUID IS A STRONG ACID

AVOID SKIN AND EYE CONTACT - DO NOT INGEST

CONDUCT TESTS IN A WELL VENTILATED AREA

USE GLOVES IF POSSIBLE & WASH HANDS AFTER USE

IF THE BOTTLE BECOMES BLOCKED, DO NOT ATTEMPT TO CLEAR IT BY SQUEEZING. INSTEAD CLEAR THE BLOCKAGE BY SHAKING THE BOTTLE VIGOROUSLY OR INSERTING A PAPERCLIP OR SIMILAR OBJECT IF NECESSARY.

KEEP REFRIGERATED - FROZEN IF POSSIBLE
(IF USED OUTDOORS KEEP SHADED OR IN A COOLER)

SHELF LIFE DEPENDS ON STORAGE CONDITIONS
IF KEPT REFRIGERATED YOUR KIT CAN LAST SIX MONTHS TO A YEAR
(WE DO NOT RECOMMEND USING KITS OVER ONE YEAR OLD)

TIPS & TRICKS

1. USE MORE THAN ONE TYPE OF KIT FOR INCREASED ACCURACY
2. MAKE SURE TO CONDUCT TESTS IN A WELL LIT AREA
3. CRUSH YOUR SAMPLE INTO A POWDER BEFORE TESTING
4. THE FIRST 1 - 3 SECONDS OF THE REACTION ARE THE MOST IMPORTANT - PAY CLOSE ATTENTION DURING THIS TIME OR RECORD THE REACTION ON YOUR PHONE SO YOU CAN REPLAY AND ANALYZE IT AS MANY TIMES AS YOU LIKE.
5. THERE ARE MANY SUBSTANCES THAT DO NOT CHANGE COLOR OR REACT IN ANY WAY. **SOME OF OUR KITS TAKE ADVANTAGE OF THIS, ALLOWING YOU TO SEE THE REACTIONS OF UNWANTED SUBSTANCES (ADULTERANTS) THAT MIGHT BE IN YOUR SAMPLE ALONG WITH THE DESIRED SUBSTANCE.**
6. OUR REACTION CHARTS ARE MADE USING TIME-LAPSE PHOTOS OF VERIFIED PURE SAMPLES AS THEY REACT. BECAUSE YOU'RE LOOKING AT REAL PHOTOS OF A REACTION, YOU CAN USE OTHER INFORMATION BEYOND JUST COLOR AND TIMING TO IDENTIFY YOUR SUBSTANCE. DID THE POWDER DISSOLVE QUICKLY OR SLOWLY? WERE THERE LARGE BUBBLES OR SMALL RAPID ONES? ETC..

THE VIDEOS USED TO MAKE OUR CHARTS ARE AVAILABLE ON OUR VIMEO / ANDROID APP / AND BUNKPOLICE.COM



...QUESTION EVERYTHING...
@BUNKPOLICE / BUNKPOLICE.COM