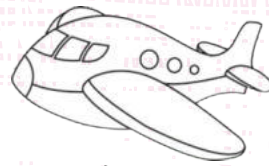





Art and Activity

Colour, Create, and Explore!



CONTENTS

Colour Wheel	Knowing Colours	3
Jiggly Shapes	Colouring	4
Tangy Orange	Colouring	5
Mosaic Blocks	Colouring	6
Ice Cream	Colouring and Sequins Pasting	7
Jungle Hut	Pattern Making	8
Textured Pot	Finger Impressions	9
Crafty Fox	Paper Folding	10
Splashy Submarine	Colour Codes	11
Relaxing Yoga	Colouring	12
Little Ladybug	Clay Modelling	13
Spotty Dinosaur	Colouring and Thermocol Balls Pasting	14
Floating Lotus	Colouring	15
Janmashtami	Colouring and Mirror Pasting	16
Honey bee	Colouring	17
Pretty Princess	Colouring	18
Save Electricity	Colouring	19
Durga Puja	Colouring and Pasting	20
Mango Treat	Earbud Impressions	21
Blossom Flower	Step-by-step Drawing	22
Whizzy Wizard	Colouring	23
Eid Mubarak	Colouring and Glitter Pasting	24





Colour Wheel

Colour the given picture using primary and secondary colours as indicated.

Primary Colours



RED



YELLOW



BLUE

Secondary Colours



ORANGE





GREEN



VIOLET

Skills

- Understanding
- Observation



Knowing Colours

Teacher's Remarks



Teacher's Sign

.....



Jiggly Shapes

Colour the basic shapes using
crayons as indicated.





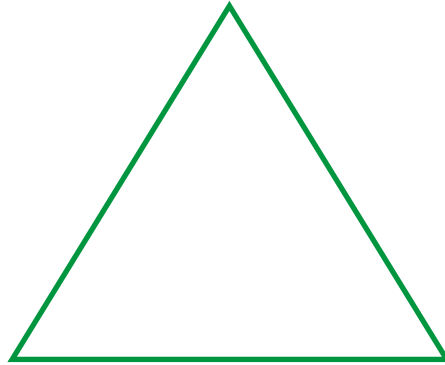
Skills

- Hand-eye coordination
- Dexterity

Factopedia

Circle, square, triangle, rectangle, and oval are flat shapes.

Colouring



Teacher's Remarks



Teacher's Sign

.....



Tangy Orange


Colour the given picture of an orange using crayons as shown.

Skills

- Hand-eye coordination
- Fine motor

Factopedia

Oranges are type of citrus fruit.



Colouring

Teacher's Remarks



Teacher's Sign

.....



Mosaic Blocks

Colour the mosaic blocks using
colourful sketch pens as shown.

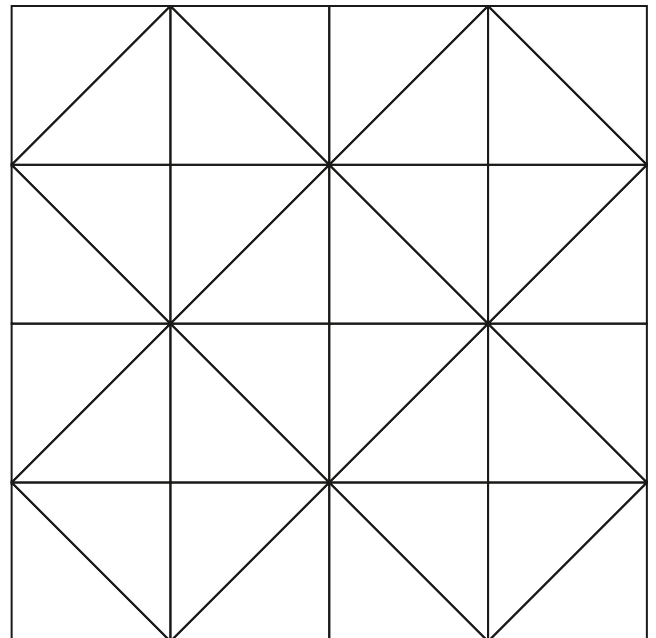

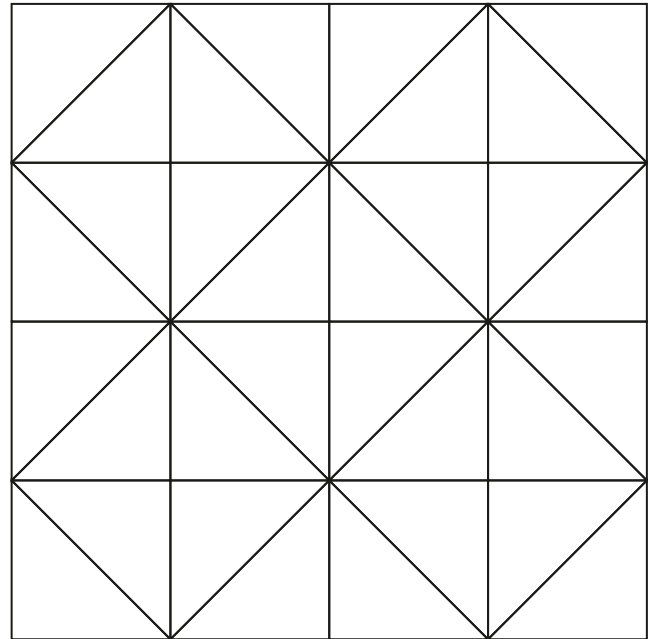
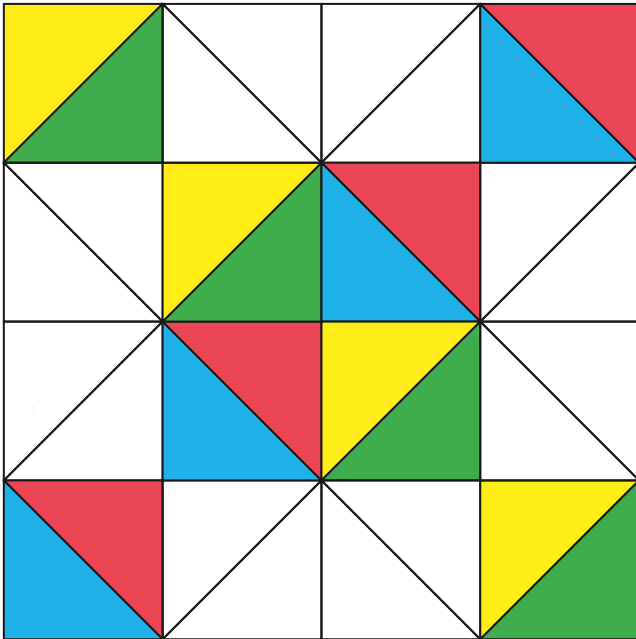
Skills 

- Visual analysis
- Concentration

Factopedia 

Ancient Romans decorated
their floors and walls with
mosaics.

Colouring



Teacher's Remarks



Teacher's Sign

.....

Ice Cream


Colour the ice creams using crayons.
Now, paste sequins over the ice creams
to complete the given activity.

Skills

- Fine motor
- Creative expression

Factopedia

Ice cream was
invented in China.



Colouring and Sequins Pasting

Teacher's Remarks



Teacher's Sign

.....



Jungle Hut

Make different patterns in the hut as indicated.

Skills

- Sense of achievement
- Dexterity

Factopedia

Huts are made up of clay and straw.



Pattern Making



Teacher's Remarks



Teacher's Sign

.....



Textured Pot

Apply the blue poster colour to your finger and leave impressions on the outline picture of the pot as shown.



Factopedia

Earthen pots are environmentally friendly.

Skills

- Observation
- Dexterity
- Creative expression



Finger Impressions

Teacher's Remarks



Teacher's Sign

.....



Crafty Fox

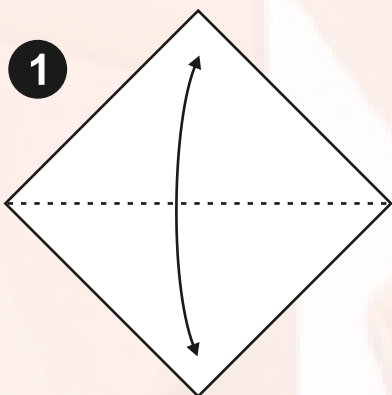
Skills

- Visual analysis
- Geometry

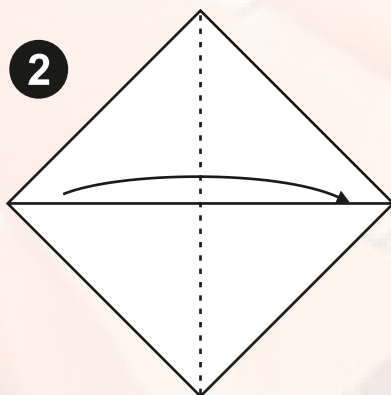
Use glaze paper and follow the steps to make a paper folding fox.

Factopedia

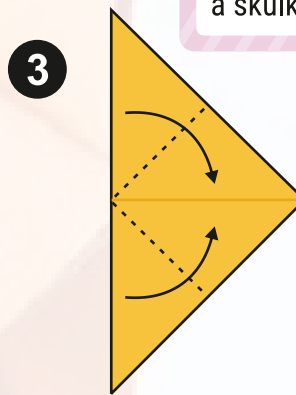
A group of foxes is called a skulk or leash.



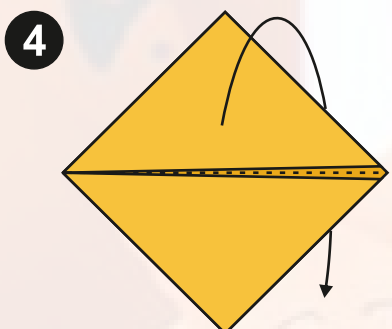
Fold in half to make crease and fold back.



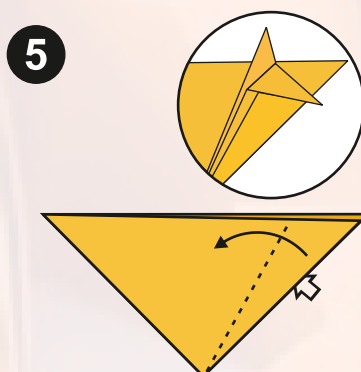
Fold in half.



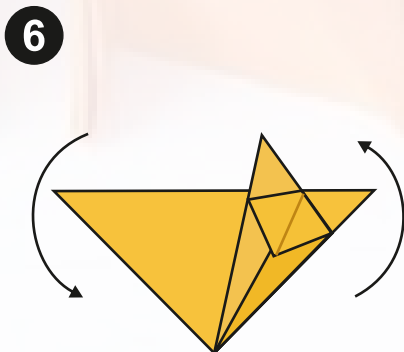
Fold to meet the centre line.



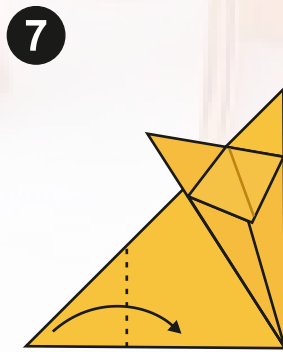
Fold in half.



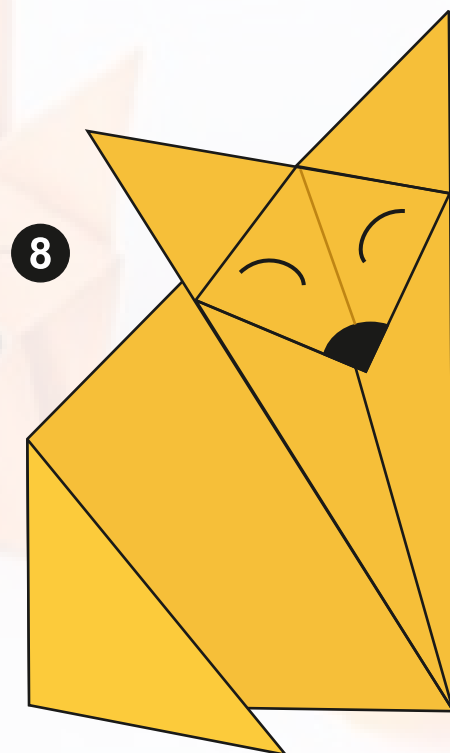
Open the part and flatten.



Turn around.



Fold in the dotted line.



Draw a face and see fox is ready.



Splashy Submarine

Colour the submarine using colour codes as shown.





Skills


- Sense of achievement
- Observation

Factopedia

The word submarine means 'underwater' or 'undersea'.

Colour Codes

- 1 =  Pink
- 2 =  Blue
- 3 =  Black
- 4 =  Orange



Colour Codes

Teacher's Remarks



Teacher's Sign

.....



Relaxing Yoga

Colour the picture using crayons as shown.

Skills 

- Observation
- Sense of pride

Factopedia 

Yoga is over 5000 years old. The word 'yoga' comes from the Sanskrit language, which means 'union'.

Colouring



Teacher's Remarks



Teacher's Sign

.....

Little Ladybug

Skills 


- Observation
- Fine motor

Follow the steps to make the ladybug using clay.

Factopedia 

Ladybugs chew by moving their jaws side-to-side.

1




Roll red clay into a ball in your hands to make it look like a ladybug's round body. Roll small pieces of black and white clay into small balls as shown.

2



Attach the black ball to one end of the red body as ladybug's head.

3



Now, place the white balls to make the eyes.

4



Place black balls over white balls to make the pupils.

5



Roll black clay into thin, short snakes to make antennas.

6



Similarly, attach black snakes as legs and cut the extra portion.

7



Now, stick black balls onto the red body as spots on each side. Your cute clay ladybug is now ready!

Clay Modelling



Teacher's Remarks



Teacher's Sign

.....



Spotty Dinosaur

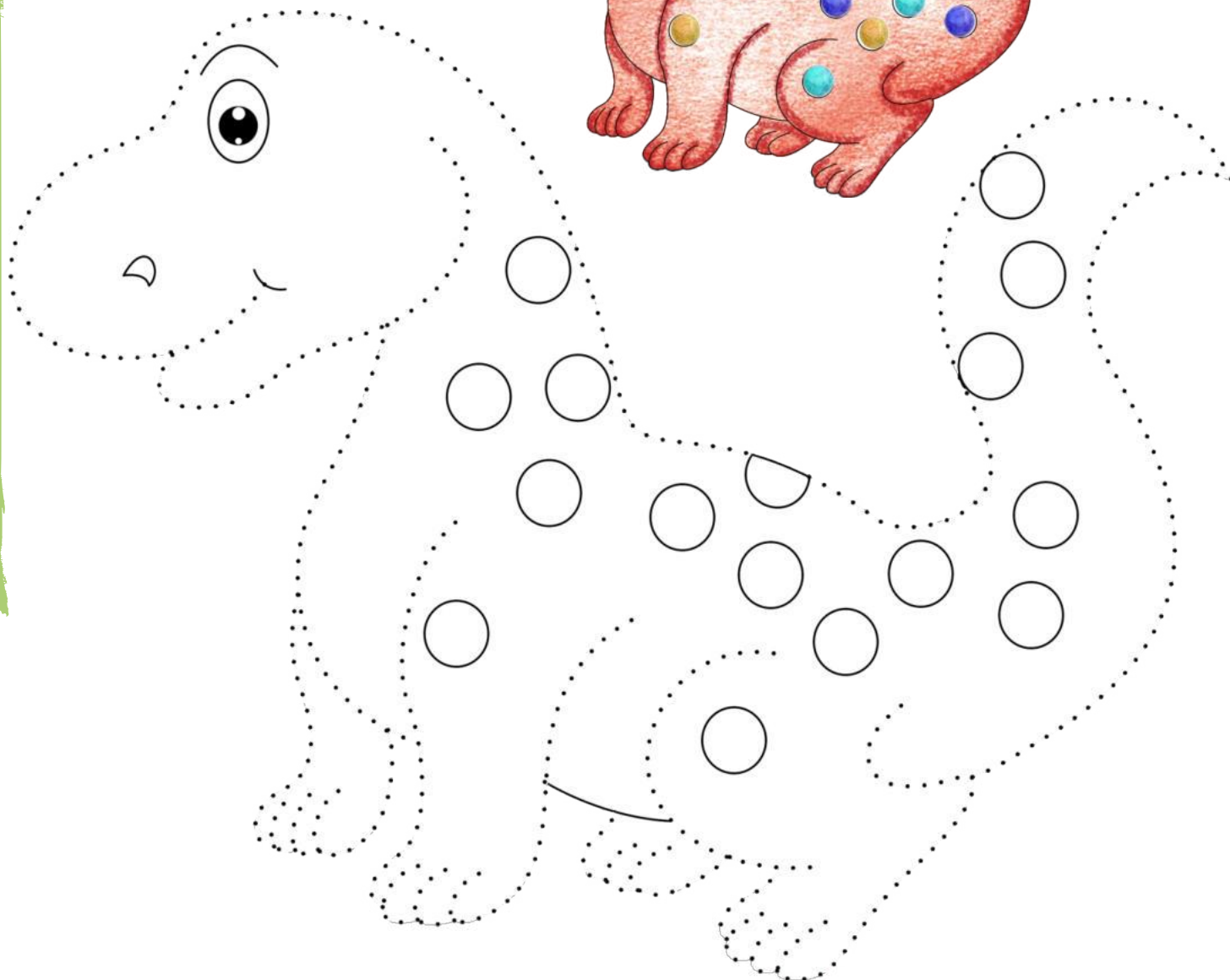

Skills 

- Fine motor
- Creative expression

Join the dotted lines to complete the dinosaur and colour it as shown. Then, paste thermocol balls on its body as shown.

Factopedia

Dinosaurs ruled the Earth for more than 165 million years.



Teacher's Remarks



Teacher's Sign

.....



Floating Lotus



Colour the lotus using crayons as shown.

Factopedia

Lotus is used in worship and religious rituals.

Skills

- Hand-eye coordination
- Observation



Colouring

Teacher's Remarks



Teacher's Sign

.....



Janmashtami

Skills 

- Sense of achievement
- Fine motor

Colour the matki using crayons. Then paste mirrors over it to embellish it.

Factopedia

Janmashtami is a major Hindu festival celebrating the birth of Lord Krishna.



Colouring and Mirror Pasting

Teacher's Remarks



Teacher's Sign

.....

Honey bee

Colour the honey bee and the hive using crayons as shown.

Skills


- Dexterity
- Creative expression

Factopedia

Honey bees beat their wings 11,400 times per minute.



Colouring



Teacher's Remarks



Teacher's Sign

.....



Pretty Princess

Colour the dress of Princess
using crayons as shown.

Skills 

- Hand-eye coordination
- Fine motor

Factopedia

A princess is a female member of a royal family, usually the daughter of a king or queen or the wife of a prince.

Colouring



Teacher's Remarks



Teacher's Sign

.....



Save Electricity


Colour the bulb using crayons as shown.

Skills 

- Dexterity
- Observation

Factopedia

Saving electricity can help the environment and save money on energy bills.



Colouring

Teacher's Remarks



Teacher's Sign

.....



Durga Puja

Skills 

- Fine motor
- Sense of pride

Colour the picture of Maa Durga as shown below. You can also decorate the crown and jewellery using stars, sequins, and beads.

Factopedia

Durga Puja celebrates the victory of the goddess Durga over the demon king Mahishasura.

Colouring and Pasting



Teacher's Remarks




Teacher's Sign

.....



Mango Treat

Dip the earbud in yellow poster colour and give its impressions in the outline picture of the mango as shown.




Skills

- Dexterity
- Observation

Factopedia

India is the world's biggest producer of mangoes.



Earbud Impressions

Teacher's Remarks



Teacher's Sign

.....



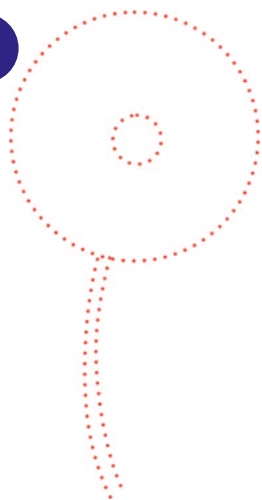
Blossom Flower

Skills 

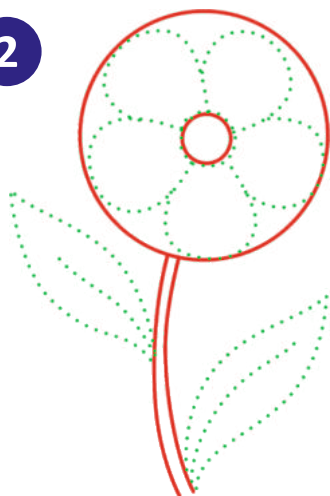
- Dexterity
- Observation

Follow the step-by-step technique to draw a flower, as shown. Finally, colour the flower.


1



2



3



Step-by-step Drawing

Teacher's Remarks



Teacher's Sign

.....

Whizzy Wizard

Colour the picture of the wizard using crayons as shown.

Skills

- Hand-eye coordination
- Creative expression

Factopedia

Harry Potter is the best-selling book series in history.



Colouring

Teacher's Remarks



Teacher's Sign

.....



Eid Mubarak

Let's celebrate the festival joyfully with new hopes. Now, complete the picture by tracing on the faded lines, applying glitter to star and moon, and colour the picture beautifully. Also, you can paste cotton on the clouds to give them a real look.



Factopedia

Eid-ul-Fitr is celebrated when 'Ramadan', the month of fasting, ends.

Skills

- Sense of pride
- Dexterity

Colouring and Glitter Pasting



Teacher's Remarks



Teacher's Sign

.....