

**WAVES**  
LANDSCAPE



**WAVES Contracting &  
Trading W.L.L**

---

# *INTRODUCTION*

Since the big development is taking place in the state of Qatar **WAVES** Trading has developed the swimming pool and landscaping division, we understood that it is necessary to improve Landscaping Services in a new form and frame, different of another similar companies working on this ground, and began our services using best scientific and practical modern manners and methods in Landscaping and as an expected result imposed to great welcome of all customers, specially the companies and institutes they wanted more time and attempt to find best ideas and designs required to their projects and as planned since the beginning, extend our services for all of our customers.



And because of big development in Landscaping marketing and increasing requirement to specialist companies relevance to requirements in all aspects (popular and special) and because of so many years experience, **WAVES** Company, found numerous universal partners (to provide best scientific manners and methods) in different parts of the world and we chose our partners infinitely carefully and arrived to such level of cooperation and trust to interchange experiences and to consult.

And since our company works on Landscaping and satisfied numerous companies and institutes and because of long time experiences in coordination and beautification of gardens and Landscapes that made as one of the biggest companies in Arabic Gulf, we spend time and worked and researched hard to obtain all of excellence in Landscaping world therefore present to you detailed examples of projects done by the company to satisfy customers and to cooperate with them to get the best results.

❖ **WAVES** Landscaping and Irrigation Company here in DOHA –QATAR is your dependable partner .



**WAVES** is newly established company Inheriting the long and wide experience of the world leaders in landscaping industry, the company has acquired and maintained a very dedicated and well-learned team that can develop and maintain all the elements that keep a beautiful yet healthy garden.

Owning a beautiful garden that elevates the value of the place it exists within, has been always the dream of man and building it is our expertise. Knowing that each entity has different values, and every client would like to reflect his personality in his property, we work closely with our clients to develop unique designs that suit their personality and ambitions. With our focus on helping our clients to express themselves through their garden and explore more of their hidden senses, we never loose our attention to the choice of elements that suits the climate and the environment surrounding the garden site.



Sophisticated designs as well as simple lines need a high level of dedicated, yet focused efforts to be transformed into a real healthy garden. In building your dream garden we follow our recipe for success which consists of many ingredients such as the enthusiastic team, the sharp management, the strong contacts with regional and international suppliers and planters all cocked with our years of experience, hands on scientific knowledge and the attention to the details.

The more beautiful the garden looks, the more attention it requires to maintain and manage. We at Garden Art understood that, therefore we set ourselves to keep our clients' beautiful garden looks more beautiful every day than the one before. One place handles all details; this is our understanding of a complete integrated service.



# *OUR SERVICES*





## 1. Landscape:

- *Indoor plants, out door plants and grass of all types.*
- *Stones, concrete, marble and materials of all kinds.*





In planning a landscape design, it is important to keep in mind the basic principles that compliment each other. If properly applied, these principles – unity, balance, transition, proportion or scale, rhythm, views and focal point, and order – ensure a garden that's pleasing to look at and be in.

*Unity* gives a garden consistency. All the parts look as if they were meant to be together, and no one plant, structure, or feature dominates, unless it is intended as a focal point.

*Balance* can be achieved through symmetry in a formal garden (features on one side of an axis are mirror images of those on the other side) or by asymmetry (different features provide balance on each side of an axis, such as a path).

*Transition* is handled with elements arranged in logical order so that the viewer's eye is drawn along. The draw might be a distant view outside the actual garden, or it could be changing textures, forms and size of leaves and plants along a path.



*Proportion* is how the sizes of the various elements of the design relate to each other. Ideally, no element – tree, shrub, pathway, or fence – seem too large or too small compared with others.

*Rhythm* is created from a sense of motion as the viewer is led along, seeing various parts of the garden in sequence. To make the garden change and move, elements such as paving or wall surfaces can be repeated, alternated, or inverted, or be used in different sizes or colors.

*Views and focal points* direct the eye to different distances and draw people through the garden. The best view may even be beyond the garden itself, or it could be from the house into the garden. A focal point can be a beautiful palm, a pond, a beautiful pot, or a statue.

*Order* is established through the overall framework of the design, as well as through its parts, such as trees and built structures. These are often aligned along a central axis such as a view or walk.

Besides the basics, consider the *colors* you prefer. Placing opposite colors, such as red and green or orange and blue, adjacent to each other creates excitement. On the other hand, colors that are similar, such as orange and yellow create a soothing feel. Also use color to focus attention: warm colors appear closer while cool colors recede.



Color comes from more than flowers. We can also consider plant's bark and fruits. Our landscape designers also consider form, line, and texture. *Form* relates to a plant's three-dimensional shape: tall and slender or short and squat. *Line* refers to the visual patterns on two dimensions. They may be geometric, as in formal gardens, or curving, as in most modern home landscape. *Texture* relates primarily to the size or feels of a plant or object. Small leaves have a fine texture, as do those that are soft to the touch. Bold, large – leaved plants have a coarse texture.

### Landscape Styles

Landscape styles vary from one client to another as they relate to different taste, surroundings and lifestyle. One may prefer the calm order of a formal symmetrical garden, or the cacophony of one that emulates nature and allows plants to have their own shape. One can also select a dry garden or a water garden, Mediterranean style or Japanese style, coastal or woodland, classical or rock gardens.



While there are almost no limits to the potential variety of garden styles, several classical and natural styles have provided inspiration for gardeners for centuries. Before travel between countries became widespread, these styles were limited, developing slowly over thousands of years. Countries across the world evolved quite different kinds of garden design, with the styles driven by factors such as climate, general land form, local materials, social factors and even religion. As people began to travel, garden styles inevitably started to blend together. This has led to many interesting designs, such as the development of the Japanese garden style from its earlier roots in China.

A successful garden needn't be all one style; it could be a combination of various styles, any combination that would suit a client's taste and personal preference.



Combining two or more styles can be very effective, and can be done by dividing the garden into smaller 'rooms' with trellis or ornamental hedges. Even in small areas, stylistic contrasts may provide an interesting change of key: the strong, clean lines of a modern, formal pond may be effectively counterbalanced by a background border overflowing with old-fashioned rambling roses and striking annuals. However, you should plan the linking of areas with great care, to avoid creating an inharmonious effect.





## 2. Irrigation and water control Systems:



- *Automatic and manual irrigation systems.*
- *Very low downtime.*
- *Durable and lasting efficiency, low maintenance cost.*
- *Power saving.*
- *Water saving.*



*Irrigation* is defined as the artificial application of water to the crops to ensure adequate moisture for growth.

There are two basic types of irrigation that are suitable for landscape: *sprinkler irrigation* and *drip or trickle irrigation*. Sprinkler irrigation is generally used in lawns and vegetable gardens while drip irrigation which is defined as the frequent, slow application of water to the soil through mechanical devices called emitters is more suitable for watering individual plants such as shrubs and trees.

There are several important factors to be considered in planning for the irrigation system:

- ~Irrigation needs of targeted crop or plants
- ~Shape of the area
- ~Soil type and intake capacity
- ~Water source
- ~Operational requirement (hours per day, automatic or manual, etc.)



Sometimes the water supply already exists, and the system must be designed with the pressure and volume limitations in mind. In other instances, the water source requirements will be determined from the irrigation design, and the water supply installed accordingly. At any rate, you must consider all of the preceding factors in planning an effective irrigation system.

A properly designed and functioning irrigation system can save water, improve plant appearance, and reduce non-point source pollution. An irrigation system also must apply water uniformly, at a rate that the soil can absorb, and the proper amount to meet the water needs of the landscape plants. Runoff can result when an improperly functioning system applies water faster than the soil can absorb it. This runoff can carry applied fertilizer, such as nitrogen, as well as some pesticides into the streets and eventually into drains. Another concern is that excess irrigation water entering the soil can carry in nitrogen and pesticides below the root zone and into the groundwater. Uniform water application helps to assure no portion of the landscape is over or under-watered.







### 3. *Swimming pools and Water Features*



- *Regular and irregular Shaped swimming Pools.*
- *Healthy cleaning and filtering systems*
- *Water Gardens.*
- *Multi level water features.*
- *Ponds and artificial lakes.*
- *Fountains and Sculptures.*



A backyard swimming pool used to be a predictable feature of a landscape design, a traditional rectangular shaped pool or a circular one, but homeowners can now choose from a variety of new surfacing materials, shapes, high-tech lights and filters and features such as Jacuzzi, reefs, fountains, falls and many other extras, all intended to make the backyard pool more like a vacation destination.

Pools and spas are often the perfect backyard entertainment but it is also often expensive and requires maintenance.

Swimming pools come in all shapes and sizes, but nearly all of them work in the same basic way. They use a combination of filtration and chemical treatment to continually clean a large volume of water.

A typical swimming pool need these major components: a basin, a motorized pump, a water filter, a chemical feeder, drains, returns, and PVC plastic plumbing to connect all these elements. The basic idea is to pump water in a continual cycle, from the pool through the filtering and chemical treatment systems and back to the pool again. In this way, the pumping system keeps the water in the pool free from dirt, debris and bacteria.



There are several types of pools or pool styles. The difference mainly lies on how the basin is constructed and each has its own advantages and disadvantages.

Above ground pools - these are the cheapest construction option, as well as the easiest to build. Most above-ground pools are made from prefabricated kits. The main disadvantage of this sort of pool is that it is less durable than other designs and generally less attractive. It is also less permanent, which can be a good thing—it's relatively easy to disassemble the pool and can be moved to a new location.

Fiberglass pools – these are made from fiberglass reinforced plastic, which has been molded into a basin shape. Usually, the pool is surrounded by a concrete deck structure. Although a bit more expensive upfront, a fiberglass pool more than makes up for the expense with significantly lower maintenance costs than other pool materials. A fiberglass pool can help with the long term costs and hassle of maintaining your pool. In addition, the smooth surface of fiberglass pools can help avoid any annoying snagging of your swimming clothes and skin as sometimes occurs with concrete lined pools.



Vinyl – lined in – ground pools- these are a lot like above – ground pools, structurally, but they look more like conventional in – ground designs. These pools are a lot cheaper than other in – ground designs, but not as durable. Typically, the liner needs to be replaced every ten years or so.

Gunite pools – these are the most popular design. The most popular finish is called plaster (a mixture of cement and marble sand), but a lot of people finish their pools with special concrete paint. These pools can also have tile, exposed aggregate or even fiberglass finishes. Gunite pools are highly durable and they can be built in any shape or size.

Poured – concrete pools – these are similar to gunite pools, but they are a lot harder to build.

While these pool designs are quite different, they all rely on the same basic plumbing and filtering systems.



## Other Water Features

In many gardens, a water feature is an observable addition to it. It is a powerful magnet for children and even adults. While most of us take the power of water for granted in our everyday life, in gardens we experience its soul satisfying qualities directly. Usually referring to a man-made feature, these gardens typically combine a pool with aquatic plants and possibly ornamental fish. Fixed items such as rocks, fountains, statuary, waterfalls and watercourses can be combined with the pool to add visual interest and integration with the local landscape and environment.

If you are incorporating a water feature into your garden scheme, ensure that its design complements the rest of the garden and the house. In a formal garden, a symmetrical pool with a distinct edge will work well. A fountain, waterspout or evenly stepped waterfall could also be included to add movement and an interesting change of level. A more naturalistic pond with a curving, irregular shape would be attractive in an informal setting; the edge is best partially softened by moisture-loving plants and attractive stones.

If there is enough space, a watercourse or stream leading into the pond and channeled over stones or cobbles creates an appealing sight and sound. To allow the feature to blend in well with the natural landscape, you should try to use local stone or slate.





## 4. Leisure areas, courtyards and Patios:

- *From art design to peaceful patio.*
- *Art designs with function utilization.*
- *Civil work design.*
- *Ethnic designs matching all styles.*
- *Shaded areas.*
- *Climate Suitable designs.*



Leisure areas or backyard garden space is a wonderful gift to children. These areas can have platforms, seesaws, swing or a slide. Part of planning play spaces is a function of their age. Young children should be kept close to the house so they can be easily watched and heard. Never include a pool or pond until the kids are older and reliable underwater. Similarly, as you choose plants, avoid those that are thorny and certainly those that are poisonous. A lawn can be an ideal play space but make sure to choose a grass that is tough enough and has some capacity to heal itself like Bermuda.

Courtyard is an open space surrounded by walls or buildings, adjoining or within a building such as a large house or housing complex.



A patio is an outdoor space for dining or recreation that adjoins a residence and is often paved. A simple rectangular patio may be your best design option if you have a small lot but most often you can expand a patio in almost any direction and shape. If you create it from natural materials that blend with the house, it will project a sense of permanence and tradition. One can also consider a detached, protected patio in a corner of your lot or a series of interrelated patios connected by steps.

In addition to providing an area for sitting out and an informal outside eating place, a patio may be used as a setting for displaying a wide variety of container plants, such as bulbs, fruit, herbs, roses, shrubs and small trees. Raised beds set around a patio area may also be planted with climbers and trailing plants to spill over the edge and soften the severe effect of the hard materials.







## 5. Aftercare and on Going Maintenance:

- *Seasonal clear ups/ clean ups.*
- *Irrigation system checkups and maintenance.*
- *Fighting parasites and insects.*
- *Planting Enhancements.*
- *Indoor plants care.*

*Before*

*After*



*Before*

*After*



A lawn doesn't stay beautiful on its own. Wear and tear—along with its harmful natural and unnatural causes can ruin a garden. With proper care and maintenance, a property can stay healthy and beautiful all year long. These are the general scope of horticultural activities that is necessary in maintaining a lawn as well as the services we offer for maintenance.

1. Watering of plants as required.
2. Cleaning of foliage, planters, and bed aeration as required.
3. Pruning / trimming as required.
4. Fertilizer application as required.
5. Pest & disease control as required.
6. Replacement of plants as required.
7. Rubbish collection & disposal from green area.
8. Maintenance of existing irrigation system without spare parts and pump system.
9. Other necessary external horticultural practices.



WHAT WE CAN DO



# SOFT LANDSCAPE





*an attractive raised stone edging  
to give highlight to the flower bed*



*a curving path to draw the eyes  
from side to side that makes  
the journey more interesting*



*a stepping stone path leading from the lawn to a serene setting that makes a strong connection between separate parts of a landscape*



*a line of accent plants to emphasize the entrance to the villa*





*a group of palms that attracts attention  
and deserves a prominent place in the  
landscape*



*"a soft patch of lawn"*  
*a plane of green that ties plants and hardscape together and gives the eye relief from brightly colored flowers*



*plants at the corner of the house to blend the vertical line of the walls with the horizontal plane of the ground*



*regular cut stones laid on grass to make a walkway*



# HARDSCAPE





*an irregular shaped stones fitted together  
and spaces filled with smooth rocks to make a walkway  
to the entrance*



*a series of concrete steps towards the hilly area  
finished with natural stone*



*stones fitted together tightly and artfully  
to create a retaining wall with built-  
in bench*





*a six sided concrete gazebo with crazy cut stone walkway that connects to the fountain area*



*an artistically shaped pond lined with stones made more attractive by an arch bridge that connects the sitting area to the lawn*



*a pea shaped pool enhanced with a  
wooden arch bridge*




*a kidney shaped pool emphasized by  
a narrow decking*





*with jacuzzi situated at the base of a sloppy  
landscape area*





**"ACCENT LANDSCAPE LIGHTING"**  
*a simple fountain enhanced and highlighted  
by tiny spots of light*





*just a beautiful sight but also a  
soothing and enticing sound*



*a marble fountain at the center of the lawn that provides gentle water sounds*



*an open four sided arbor with climbing vines at the post  
paved with wide slate surrounded with plants for a relaxing and  
peaceful getaway*



*an eight sided partially enclosed wooden gazebo  
with attached bench situated at the middle of a  
wide landscape area*



*family outdoor get together will be more exciting and enjoyable with this barbeque grill finished with natural stones and colorful bricks*



*an artistic fittings of irregular shaped stones to  
create a spacious sitting area that lovingly  
blends with the lawn*



*cobble stones beautifully fitted to form an open circular sitting area*




*a scale like arrangement of cobble stones that definitely looks good on driveways as well as pathways*






*a naturalistic and attractive mulch of gravel that creates definition to a curved flower bed and lawn*



*swimming pools*



# bridges





gazebos



QATAR FOUNDATION, EDUCATION CITY





QATAR FOUNDATION , EDUCATION CITY





QATAR FOUNDATION  
, EDUCATION CITY







QATAR FOUNDATION , EDUCATION  
CITY



PEARL QATAR



PEARL QATAR

play  
area





walkways

# Stones, Finishes and Garden Accessories from different Suppliers



*Slates for pool paving*



*Cobbles for driveways*




*Tiles*



*Cobble stone (different colors and thickness) Random Stones*



*Rectangular Paving*



*Interlock*





*Sleeper Stones*

*Regular Paving Stone*




*Square Paving*






*Stepping Stone*



*Dark Red*




*Brown*



*Dark Brown*



*Walling Range*



*Decorative Pots*

*Wood Mulch*



*Garden Spot*



*Spike Spot*



Landscaping is more than just grass laying, plant setting and flower arrangement. Gardeners and landscapers are always under the challenge of designing fine innovative gardens and choose the right features for implementing in view of the suitability of the choices with all factors and standards of landscaping.

It has been said that “a garden is a reflection of one’s personality”. For Garden Art, adding the client’s personal ideas is as important as all the other elements of landscaping. We will be glad to do a garden guided by those ideas that translates the uniqueness of character of our clients.

Landscape styles and trends change over time... Garden Art primarily aims to keep up with those changes... That is why, Garden Art along with its highly skilled Agricultural Engineers, Design Architects, Technicians, Horticulturist and other personnel develop and formulate ideas to present and create modern and fashionable designs for our valued clients without compromising the standards of quality in landscaping.

So, if you’re thinking about having an artistic landscaping for your space, then Garden Art will definitely give that to your place.



For inquiries, you can contact us at +974 44416319 or send fax to +974 44416312 Mobile +97455631639. You can also send email at [BILALSAMI@WAVES-QATAR.COM](mailto:BILALSAMI@WAVES-QATAR.COM) or mail at P.O. Box 82431.  
[WWW.WAVES-QATAR.COM](http://WWW.WAVES-QATAR.COM)

***We hope to be doing business with you.***

