



BAREFOOT CARAVAN MONTHLY NEWSLETTER

NOVEMBER 2024 • ISSUE 9

Welcome, Friend! [CLICK HERE](#) to listen

I hope that you enjoy the Literacy Tip I found for writing autumn haikus. Honestly, as soon as I wrote mine (see below), I wanted to write another! I'm already looking forward to sharing this activity with classes that I sub for! One of my giveaways this month is [Family Reunion](#), written entirely in haiku! The other giveaway is [The Midnight Mitzvah](#) – a retelling of a 2,000 year old Jewish tale of giving to those in need featuring Hanina – the adorable chipmunk I've hidden on every page. I took photos of a few customers from my October events but couldn't decide on one to spotlight, so I'm happy to share a trio of photos including baby Sophia, chomping on one of her new [Baby-Proof books](#)!

Hello! I'm Hanina from
The Midnight Mitzvah.
Can you find me on
each page?



[The Midnight
Mitzvah](#)

Written by Ruth
Horowitz
Illustrated by
Jenny Meilihove

It's time to start pulling dead plants for the compost (we contribute to the city's) but I still have blooming zinnias, which I think I'll grow every year now! Their strong, tall stems topped with fuschia, light pink, white, orange, green, and yellow blooms are easily seen from inside and bring me so much joy! While referencing the beautifully illustrated end-matter in [Grandpa's Garden](#) (where Grandpa shares his seasonal gardening tips) I made a mental note to leave some tomatoes and beans on the plants next year to collect seeds for spring planting. Barefoot Books had it's start in England in 1992 and the mention of hedgehogs in this title will likely deliver delight and wonder to your readers. When our oldest was in 5th grade I was reading her Grandpa's Garden. At the time, she was learning about '[Found Poetry](#)' (which Ms. Salas in the link defines as "Individual words drawn from a larger text, rearranged to create an entirely new work") and she stopped me several times to write down lines like "The sun sinks, tender as the ripest peach".

When I'm at the PeaceHealth medical centers each month, I see evidence that Barefoot's art and stories are a healing balm for bodies and minds undergoing trauma. Here's an idea: the next time you're sending a get well card, consider sending along a Barefoot Book as well – and maybe even share a recording of yourself reading it to them!

I'm busy with book fairs in November but I have some public events too! (see calendar below). If you come to see me, ask for my generous NEW 'newsletter' discount – 25% off your purchase! Have a lovely Thanksgiving and I'll 'see' you next month! ~ Melissa East

LITERACY TIP: AUTUMN/FALL HAIKU POEM

✦ Tutorial:

Haiku, a type of Japanese poetry, is composed of just 17 syllables across three lines – 5 syllables in the first line, 7 in the second, and 5 in the third. These concise poems typically focus on themes from the natural world, such as nature or the changing seasons.



brainstorm words
for fall!



This is my
haiku:

insulated dreams
the cold mice find piles of leaves
chilly then cozy

CUSTOMER SPOTLIGHTS!



Baby Sophia at PeaceHealth University District



Stefanie Arents at the Early Learning & Care Conference • Roseburg



Brothers, Jens and Giles at PeaceHealth University District

WHERE TO FIND ME THIS MONTH

NOVEMBER 2024

SUN	MON	TUE	WED	THU	FRI	SAT
					1	2 Spencer Creek Grange Annual Holiday Bazaar 86013 Lorane Hwy, Eugene 9AM - 3PM
3 Spencer Creek Grange Annual Holiday Bazaar 86013 Lorane Hwy, Eugene 9AM - 3PM	4	5 Election Day	6 Book Fair! <u>Sheldon Community Center</u> 3PM-5:30PM Main Lobby • 2445 Willakenzie Rd, Eugene	7 Book Fair! <u>Sheldon Community Center</u> 8:45AM - 10:30AM Main Lobby • 2445 Willakenzie Rd, Eugene	8	9
10	11 Veterans Day	12	13	14	15	16
			<u>PeaceHealth Sacred Heart Medical Center RiverBend</u> 3333 Riverbend Drive - 2nd Floor by Café 9:30AM-4:30PM Wed - Friday			
17	18 Book Fair! <u>Amazon Community Center</u> 8:30AM - 1PM Main Lobby • 2700 Hilyard, Eugene	19	20	21	22	23
24	25	26	27	28 Thanksgiving Day	29	30


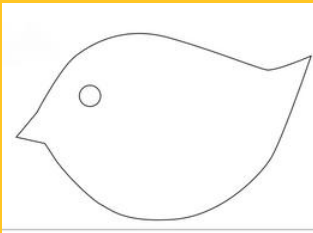


ACTIVITY: YARN PAINTING

Credit to Kate Fairlie of [Picklebums](#), [Fun Ideas for Kids](#)

CLICK HERE 

holiday shapes to print



DIRECTIONS

Tape the contact (or self-adhesive) paper, sticky-side up, to a sheet of paper so that you can move it around easily - or tape directly onto a table. Secure the corners with a piece of tape.

Find some different colored yarn and cut a variety of lengths.

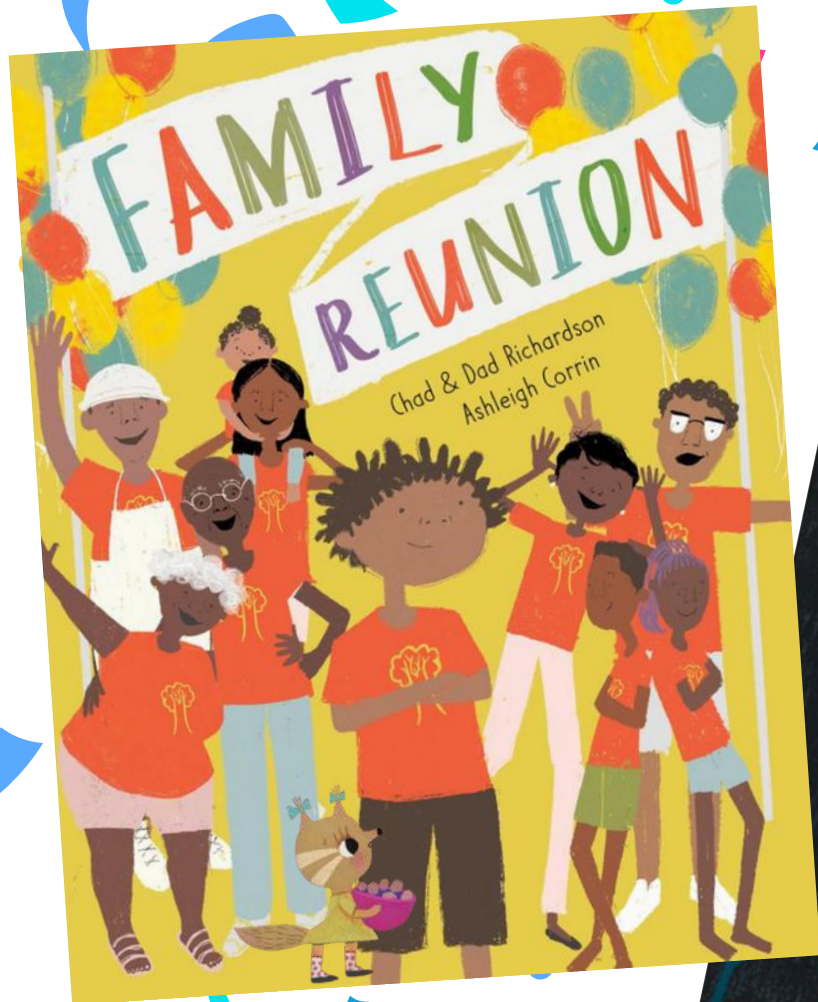
Arrange yarn pieces onto the sticky side of the contact paper. The yarn will stick with no glue required! You can arrange the yarn any way you like, and it's easy to lift and reposition if you change your mind!

You can create an abstract design or something specific, like the [holiday shapes](#) to the left. To finish, lay another piece of contact paper over the top to keep everything in place. When displayed in a window, they produce a fun effect with the sun shining through the gaps, lighting up all the colors!



NOVEMBER GIVEAWAY!

Enter!
to Win!



See October's GIVEAWAY Spin [HERE](#)

