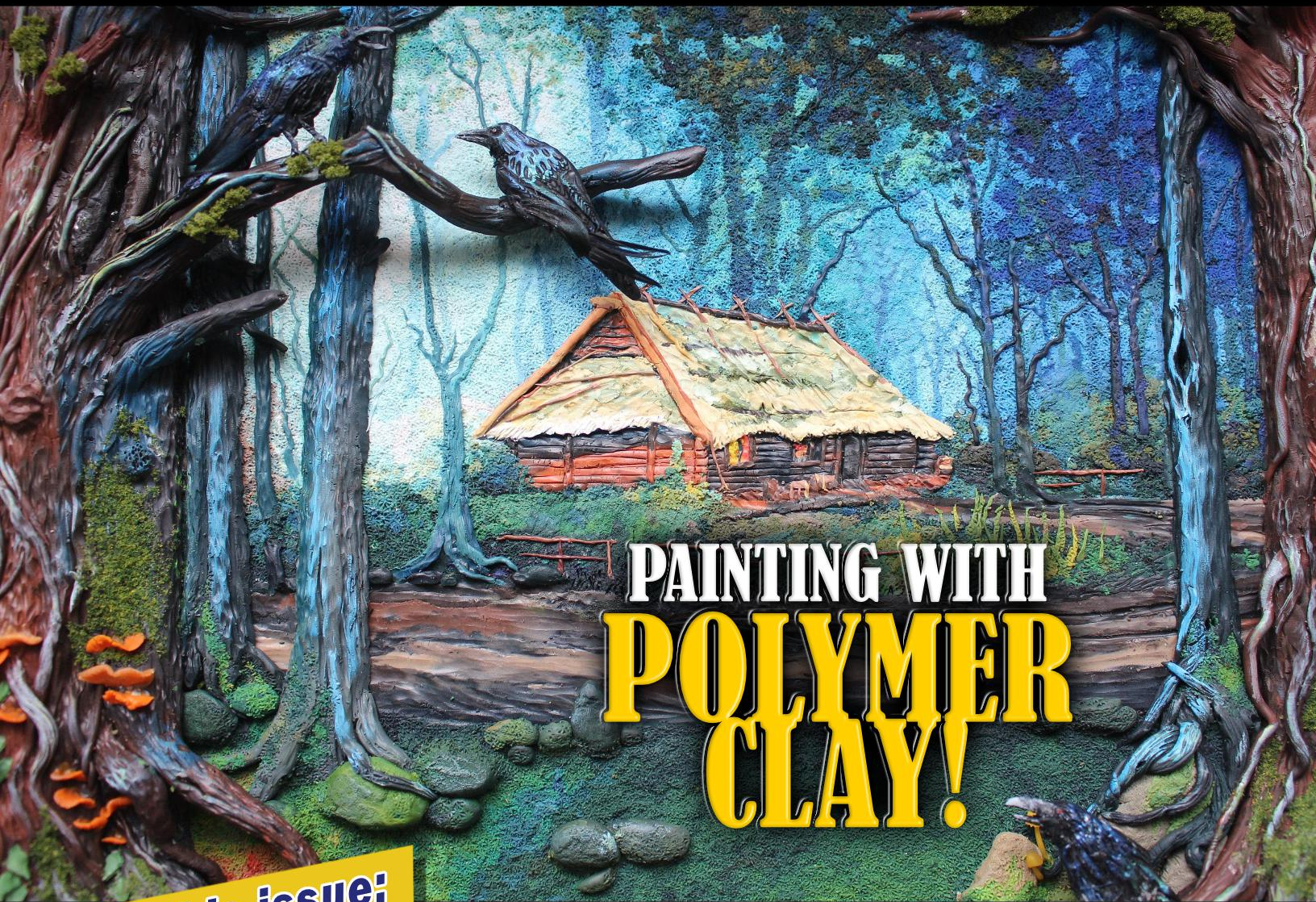


the **artGallery** e-magazine

Volume 2 • Issue 5



Showcasing Artists from around the World!



**PAINTING WITH
POLYMER
CLAY!**

In this issue:

8 INTERNATIONAL ARTISTS

Painting with Polymer Clay

DIGITAL ART -Pros & Cons!

Pyrography Art

We Are Now on
 **YouTube**

the Art Gallery e-magazine



In the Studio... ...with the Editor!

GERALD WALL

This issue is our ANNIVERSARY issue. We started this publication a year ago not realizing how quickly it would grow in such a short time. We have nearly 300 full time monthly subscribers and over 1000 viewers on our flip-book site as well as followers on multiple social media sites. This year, in addition to downloadable interactive PDFs, we added a **Flip-book online format** for viewing the magazine on line. We also started a **YouTube channel** showcasing more of our artist's work in an enhanced visual format with motion graphics and music.

We are not monetizing on YouTube yet but we started a **Patreon** account to not only give people an opportunity to support our work but to offer them more content and value for their contribution. This year we operated in the red and though we tried charging artists a placement fee and floated around the idea of subscription fees, we decided to keep both the artist fee and subscription free for another year and hopefully our Patrons and other donations will bring us in the black in 2024. But we endeavor to keep it free for everyone who enjoys art.

We will be giving more space to previous artists by doing one or two **Oncore** spreads each month for those artists who have even more work to showcase than before. In this issue we have both an Oncore artist *from our first issue* as well as a more recent Oncore artist. We also are planning on putting in more inciteful ARTicles that will benefit both newbies and seasoned artists.

We are also working to create an artist community with our new **The Art Gallery Facebook page** and soon our **Discord Forum server** to create more conversation, discussion and collaboration between artists. So stay tuned. We have much more to come! ■

T.A.G. THE ART GALLERY E-magazine

<https://theartgallerymag.com/>

Gerald Wall

Publisher/Editor/Creative Director

geraldwall@theartgallerymag.com

www.jerrywallcreations.com

Steve Wall

Executive Editor/Marketing

stevekimwall@gmail.com

The Art Gallery is a free monthly publication showcasing Artists and providing resources and information for the art community!

*Please support
The ARTS!*



© Copyright 2024

All Rights Reserved.

Unauthorized reproduction, in any manner, is prohibited without expressed permission from the editor of this publication.

ABOUT THE ART GALLERY E-MAG

The Art Gallery e-magazine is a monthly free 32 page digital publication. Its purpose is to showcase artists from around the world and their work.

We are excited to gather both upcoming as well as seasoned artists from many states and countries to display their art in this publication. Each month we will exhibit new artists and their works in this digital gallery to help promote their art and inspire other artists. We will also offer articles on tips, techniques and trends in the art world. This is a monthly **Free** online digital e-magazine that is both viewable and downloadable to our subscribers.

If you enjoy this publication share it with others.

You can help us support the Arts.
Subscribe now by hitting the button!

Subscribe Now!

-TAG-

The Art Gallery e-magazine is an interactive publication.


The Flip book version and downloadable PDF is interactive. All URLs, including artists' websites and social media links are clickable links. They will open up a browser and take you directly to their website. Likewise, all email links will open up your email program to send an email. I have also made the **Table of Contents** interactive. By clicking on an artist's **name or image** you can go **directly to the artists page**. Click on the **header** at the top of the page and you will return to the **Contents page**.

Let us Hear from You!

We would love to hear what you think of this publication, its contents, suggestions for articles, artist recommendations and anything you would like to share with us. Please address all comments to editor@theartgallerymag.com



[Click to see iPad promo Youtube Video](#)



About the Cover

Art is often about discovery. I love the discovery that comes from experimentation as well as the discovery of finding new forms of art. Many artists like the same repetition and strive to perfect themselves in one style or genre which is great. Others want to discover new styles and different ways of expressing varied forms of creativity.

So, it was a pleasant surprise when I discovered that you can actually paint with clay and that many artists are very prolific at it, One such artist is Monika Duchowicz and her piece "Deep in the Forest" graces our cover this month.

Colored polymer clay mixes and blends with each other much like paint but instead of a brush you use tools to press, smear and add texture to the piece. The results are a realistic painting that also has dimension.

If you want to learn more about the technique or just want to enjoy the wonderful art, then check out article on "Painting with Polymer Clay" along with some of our other great artists and articles! Enjoy! ■

Gerald Wall -Editor



the artGallery e-magazine

The Art Gallery is a free subscription e-magazine. All money comes from donations and ads. If you want to donate you can click on the button below.



If you are an artist and would like to know how to have your art displayed in our magazine, click below:

Artist Information

If you are interested in advertising here in the Art Gallery e-magazine, we can send you a rate card. You can either send us the ad or we will design it for you for free.

For more information click below:

Advertising Info



Thank You For Your Support!

Non-Discrimination Policy

We at the Art Gallery e-magazine do not discriminate against Race, Gender or Nationality! Being an *international publication* means we deal with artists from around the world. This unfortunately means that we sometimes have artists from nations that take offense with using other artists from opposing or warring nations.

We believe art is universal in both origin and appreciation and that art breaks political barriers as long as it does not purposely promote social concerns or division. We have had many artists in our magazines whose nations may be in conflict, but we do not look at them as soldiers but as artists. It would be wrong to remove an Ukrainian artist because a Russian artist is offended or an Israeli artist because a Muslim artist is offended, and visa versa. Both groups have people that would rather use a paintbrush and canvas than a gun. This is not a political publication but an art publication. And regardless of one's race, gender or nationality we are to appreciate their work regardless of their background! The focus of this publication is Art and not politics, gender preference, race or nationalities.

The world can be an ugly place and art can help us focus on the beauty around us and take us away from the horrors that are often around us. We are very selective in who we allow in the magazine and it's based upon the artist expression not the political or social message. Let's leave that to social media. Art should unify people and not divide us. Art should focus on nature and people apart from social issues without being discriminatory, preferential, divisive or exclusive. Let's appreciate the creativity of the individual and avoid shortcomings of select groups, and just continue to show the beauty of nature and artistic expression so that we can enjoy art for the sake of art alone.

Thank you for your understanding and respect of other.

Sincerely,

Gerald Wall

Editor/Publisher

Become a T.A.G patreon

BACKERS BENEFITS

Tier 1 - Official Patron - \$5 a month

- Link to PDF of all Back issues
- PDF of all art articles from 2023
- Exclusive monthly Newsletter!
- Discord specials.



Tier 2 - All Access Patron - \$10 a month

- Everything in Tier ONE
- Flip-book App
- Links to all flip-book back issues




Tier 3 - VIP Patron - \$25 a month

- Everything in Tier TWO
- Artist Sticker set
- Exclusive YouTube content
- Free 8 X 10 print by Gerald Wall

Click Here to Join!


<http://patreon.com/tagmag>




BOOKS AND VIDEOS

THOMAS W. SCHALLER


Master Watercolor Painter




Architecture in Watercolor
1st Edition



Architecture in Watercolor
2nd Edition



The Art of
Architectural Drawing
Imagination & Technique




Thomas W. Schaller
Architect of Light

Available on Amazon (Click Photo to go to Link).

Thomas Schaller is a multi-award-winning artist, architect, and author based in New York City. He has been a premier watercolorist for decades and travels nationally and internationally to give lectures and classes to teach his watercolor techniques. He also has instructional and teaching videos on his YouTube channel.

<https://www.youtube.com/@thomaswschaller>

www.thomaswschaller.com



Watercolor: The Power of Design - DVD
(Click Photo to go to Link)



This PDF is **interactive**. All URLs, including artists' websites and social media links are **clickable links**. They will open up a browser and take you directly to the website. Likewise, all **email links** will open up your email program to send an email.

CLICK on the artist's **name** or the **IMAGE** below to go to the ARTIST PAGE
CLICK on the **Art Gallery header** to return to the Table of Contents.



Conni Schaftenaar
Michigan, USA.....page 12



Eric Djonkam
Cameroon.....page 14



Meredith Jacobson
California, USApage 16



Rafael DeSoto Jr
California, USA.....page 20



Patrick Faile
South Carolina, USA.....page 22



Lorraine Willis
UK.....page 26



Robert Bernadas
Philippines.....page 28

**C
O
N
T
E
N
T**

**ARTIST
SHOWCASE**

**ART
ARTICLES**

*Painting with
Polymer Clay*

Main ARTicle....pages 8-11



*The Pros and Cons
of Digital Art!*

Feature ARTicle.....page 18



*What is
Pyrography Art?*

Feature ARTicle.....page 24



the **artGallery**
e-magazine



Polymer Clay Painting

is a technique where artists use polymer clay as their medium to create intricate designs and images. Instead of traditional painting materials like acrylics or oils, they manipulate colored polymer clay to build up layers and details, similar to how a painter would use brush strokes.

Artists can use various tools such as sculpting tools, knives, and rollers to shape and texture the clay. They may also incorporate techniques like blending, layering, and shading to achieve the desired effect. Once the design is complete, the piece is typically cured in an

oven to harden the clay permanently.

Polymer clay painting allows for a wide range of artistic expression, from realistic portraits to abstract designs. It's a versatile medium that appeals to both traditional sculptors and painters looking to explore new avenues of creativity. It has the advantage of blending colors in a wet stage and painting it afterwards. You can paint flat by smearing mixing clay colors or add depth with sculptural techniques.

PROCESS

1. Materials: Polymer clay comes in a variety of colors and brands, offering artists a broad palette to work with. Some popular brands include Fimo, Sculpey, and Premo. Artists often mix colors to achieve custom shades and gradients.

PAINTING WITH POLYMER CLAY!

2. Techniques: Polymer clay painting techniques vary widely depending on the artist's style and preferences. Some common techniques include:

- **Sculpting:** Artists can shape the clay by hand or with tools to create three-dimensional forms.
- **Layering:** Building up layers of clay allows artists to create depth and dimension in their designs.
- **Texturing:** Texture tools can be used to add surface details and press patterns to the clay.



Polymer Clay Painting by artist Monika Duchowicz!



Colored clay can be blended into each other to create myriads of colors and tint and saturation can be created by adding white or black clay much like paint. It also can be textured and raised to create depth.



- **Blending:** Mixing different colors of clay together can create smooth gradients and transitions.
- **Detailing:** Fine-tipped tools are used for adding intricate details and finishing touches to the design.

3. Curing: Once the clay design is complete, it needs to be cured to harden it permanently. Most polymer clays are cured in a home oven at a specific temperature and

time according to the manufacturer's instructions. Curing transforms the clay from a pliable material to a durable, permanent form.

4. Finishing: After curing, artists may choose to further enhance their polymer clay painting with additional techniques such as sanding, polishing, or adding surface treatments like varnish or resin to protect the piece and give it a professional finish.




Continue on next page:

5. Applications: Polymer clay painting can be applied to various art forms, including jewelry making, sculpture, decorative objects, and mixed media artwork. It offers artists a versatile medium to explore their creativity and experiment with different styles and techniques.

6. Effects: Additives such as chalk, mica powder, alcohol ink (for marbling effects), glazes, liquid clay and glitter can create different effects and finishes.

7. Applications: Small paintings, miniatures, painted jewelry, textured and relief paintings, mixed media, and book covers.

Overall, polymer clay painting is a unique and rewarding artistic process that combines the sculptural qualities of clay with the versatility of painting, allowing artists to create intricate and visually stunning pieces of art. Polymer clay painting continues to evolve as artists push the boundaries of the medium, experimenting with new techniques, materials, and applications, ensuring its enduring popularity in the art world.



for blending and painting with it are somewhat different. While air-dry clay offers different properties and possibilities compared to polymer clay, you can still create beautiful sculptures and artworks with it using blending and painting techniques tailored to its characteristics. Experimentation and practice will help you develop your skills and discover the full potential of air-dry clay as a medium for artistic expression.



AIR DRY CLAY

Air-dry clay differs from polymer clay in composition and behavior, so the techniques used

**Conni
Schaftenaar**
Watercolor

Contact information

Online Shops:

[https://www.etsy.com/shop/
TheElderberryBlossom](https://www.etsy.com/shop/TheElderberryBlossom)

[https://fineartamerica.com/
profiles/theelderberryblossom?
tab=artwork](https://fineartamerica.com/profiles/theelderberryblossom?tab=artwork)

Facebook:

Profile: [https://www.facebook.
com/connischafteenaar](https://www.facebook.com/connischafteenaar)

Page: [https://www.facebook.
com/ElderberryBlossom](https://www.facebook.com/ElderberryBlossom)

Twitter:

<https://twitter.com/ConniSchaf>

Instagram:

Profile and Art: [https://www.
instagram.com/
connischafteenaar/](https://www.instagram.com/connischafteenaar/)

Art Page: [https://www.instagram.
com/theelderberryblossom/](https://www.instagram.com/theelderberryblossom/)

Email:

connischafteenaar@att.net

Artist Showcase

Michigan, USA

*Conni
Schaftenaar*



Conni Schaftenaar started painting in watercolors several years ago, originally to do a promotional calendar for her marketing business to give to clients. She now also works in colored pencil, inks, and collage.

She has had paintings accepted into the annual Tulip

Time Poster competition in Holland, Michigan twice, becoming part of "The Tulip Time Top 20", from which the winning poster is selected. She had a pair of collages accepted into ArtPrize 2022 in Grand Rapids Michigan.

She was juried into the Ottawa Art Trust Exhibit in the summer of 2023, her 2nd year of submitting and being juried in. One of her pieces was purchased by Ottawa County to be on permanent exhibit.

She is a juried member of the Rivertown Artists' Guild, an art Guild in West Michigan. She was selected Artist of the Year for the group for 2019.

She had 40 paintings hanging in a private exhibit sponsored by Rivertown Artist Guild during the entire summer of 2022, and has exhibited many times in exhibits

sponsored by the Guild.

She has had pieces juried into Festival of the Arts Exhibition in Grand Rapids for the past several years.


She and her husband have a farm near Zeeland where they raise Percheron draft horses, and naturally-raised meats – chicken, turkey, beef and Heritage Berkshire pork.



"Iris Lace"
- watercolor on paper



"Apple In Spring"
- watercolor on Masa paper



"A Lovely Autumn Harvest"
- watercolor on tissue paper



"Blue Poppies"
- watercolor on Yupo



"Baby Robin Out of the Nest"
- colored pencil and
watercolor pencil on
drafting film



"Tulips Art Deco"
- watercolor on paper



"Lilies In Vase"
- watercolor on paper



"Blue Heron"
- watercolor Batik on rice paper



"Lace On The Beach"
- watercolor on paper



"Autumn Leaves Recycled"
- watercolor on paper



"Evening Tulips"
- watercolor on Masa paper

Conni Schaftenaar
Gallery

Artist Showcase

Buea,
Cameroon

*Eric
Djonkam*

Real name Eric Djonkam, known by his artist's name Eric-Art, is a Cameroonian painter who lives and works in Buea, Cameroon. The painter Eric-Art was born on May 16, 1977 in Bangui; from a polygamous family of several children, he grew up in Bangui alongside his mother.

From the age of eight, he was already reproducing some comic book characters. Cartoons on television and comic books were the spark for him, the trigger that gave him this love of visual art. He was encouraged by his mother who bought him comic books, drawing books, and coloured pencils. Passionate about this art, he progressed between normal studies and autodidacticism by making several visits to the workshops of the country's painters.

After long years of practice, navigating between failures, research, and perseverance; he ended up becoming a self-taught painter. We had to wait until March 2006 to see him hold a certificate of confirmed artist recognized by the Cameroonian state.

Since the 2000s, his love for realism has allowed him to paint several portraits and figurative paintings which contain images camouflaged in a mixture of lines or zigzag bands according to his preferences. He works on canvas, with oil paint, acrylic paint, or mixed media.

His work most often brings to the forefront some urban realities projecting the notion of hope. And also, sometimes mysterious themes, without forgetting romantic themes.

He participated in a group exhibition in Germany at the Kunstbehandlung Gallery (Munich) in March 2023, and several group exhibitions in Cameroon.



Eric in Studio

the
artGallery
e-magazine

**Eric
Djonkam**
Acrylic \ Oil



Contact information

Facebook:

www.facebook.com/eric.djonkam


Phone number:

23-767-630-2537

Email:

e_djonkam@yahoo.fr

Eric Djonkam
Gallery



"Traditional Heritage"
- oil and acrylic



"Joy of the Little Boys"
- oil



"Keeping our Planet Green"
- oil and acrylic



"Surma, real African"
- oil



"African United"
- mixed media



"Fighting Ovid 19"
- oil and acrylic




"Football Legend"
- acrylic



"Mama of African Artists"
- oil



"Male Figure"
- oil and acrylic



"Nothing from the White"
- oil



"All Blacks are from Africa"
- acrylic



"Women are Mysterious"
- oil and acrylic



"A Little Girl"
- oil

Meredith Jacobson
Pastel/watercolor



Contact information

Website

<https://meredithjacobsonart.artcall.org>

Facebook

<https://www.facebook.com/mered...>

Instagram

<https://instagram.com/meredith...>

Socal Plein Air

<https://www.socalpleinair.com/>

Email

meredith.j.jacobson@gmail.com

Artist Showcase

California, USA

Meredith Jacobson

I am Meredith Jacobson, a passionate artist residing in the serene San Fernando Valley. My artistic journey was ignited by a profound admiration for the Impressionists, leading me to embrace painting as a form of beauty and creative expression during the challenging times of the COVID pandemic.


Self-taught and driven by a love for color, I explore a diverse range of mediums from soft pastels to oil pastels, watercolor, and oil. The stunning landscapes of the Greater Los Angeles Area serve as my muse, inspiring me to capture their essence through plein air painting.

Photography also plays a significant role in my artistry, guiding me to infuse unique perspectives into my work. The joy of showcasing my pieces at local art shows and witnessing their impact on others fuels my passion and commitment to artistic growth.

I won several first-place awards in 2023 for my Pastel works.


Supported by my loving husband and four children, I continue to evolve as an artist, constantly seeking new techniques and inspirations. Engaging with the vibrant art community of Southern California enriches my creative spirit and drives me to explore new horizons in my artistic expression.

Discover more about my artistic journey and the essence of my creativity on my website and social media.



"Autumn River" - Watercolor


Meredith Jacobson
Gallery



"Santa Monica Pier" - Watercolor



"Cancun at Night" - Soft Pastel



"Fall Plein Air Tree" - Soft Pastel



"Water Lilies II" - Oil



"Plein Air Tree Spring" - Soft Pastel



"Cancun at Sunrise" - Oil Pastel



"Malibu Pier I" - Soft Pastel



"Malibu Splash" - Soft Pastel



"Midnight Seascape" - Soft Pastel




"Oregon Coast" - Soft Pastel



"Palm Spring Aerial" - Watercolor

THE PROS AND CONS OF DIGITAL ART!

I have painted for many years in nearly every media. I studied most art forms and learned to draw and paint at an early age. It wasn't until I retired that I decided to get a large digital tablet to learn digital art. It was not easy at first to transition from brush to a digital pen and initially the tactile difference took awhile to grasp but in the process I learned that there are both great advantages as well as some drawbacks to digital art. Though I am far from an expert and though I will never give up the brush, I have found many profound positives about digital painting. Even so, that I went out and bought an iPad to learn Procreate and other painting software so I could work on it mobile. As a traditional painter let me point out the advantages and disadvantages of digital art.



1. Versatility and Efficiency: Digital tools provide endless possibilities for creativity. Artists can experiment with different techniques, styles, and mediums without the need for physical supplies. Digital tools often streamline the creative process, allowing artists to work faster and more efficiently. Tasks like color correction, resizing, and layering can be done with ease. Mistakes can easily be corrected with the undo function and easy erasing on screen allowing for more experimentation and fewer limitations. Unlike traditional art forms where mistakes are often permanent, digital art allows for non-destructive editing, where artists can freely experiment and make changes without fear of damaging the original work. For me, one of the great advantages of working on a tablet is the ability to zoom in infinitely or at least to the pixel layer and get the finest of detail that traditionally can only be done by painting on large



canvasses with a limited brush size.

2. Cost-effective and Environmental Impact: While there's an initial investment in hardware and software, digital art can be more cost-effective in the long run compared to traditional art supplies. It is amazing how much paint, canvasses, gesso, mediums and other supplies cost today. Digital art reduces the need for physical materials, minimizing waste and environmental impact associated with traditional art production and distribution. The elimination of solvents and chemicals is advantages to both ones health and the environment. Also the real estate is far superior. Artists can see how quickly a traditional studio can fill up with paints, brushes, bins and art storage. Even a large digital tablet takes little desk space and tons of work can be stored on a simple hard drive or flash drive. One can even get a small tablet to work with an existing computer. Digital art opens up opportunities for artists who may not have access to traditional art supplies or studio spaces

3. Accessibility and Integration: It also allows for collaboration and sharing across geographical boundaries. Digital platforms and social media enable artists to reach a vast audience worldwide, gaining exposure and recognition that may not be possible through traditional means. Digital tools facilitate collaboration among artists regardless of their physical location, enabling real-time feedback, shared workflows, and joint projects with colleagues from around the world. Digital artworks can be easily shared and distributed online through websites, social media platforms, and digital galleries, reaching a global audience. Digital art can be easily reproduced and distributed without loss of quality, making it ideal for mass production and commercial purposes. Digital art can seamlessly incorporate elements from other digital mediums such as photography, 3D modeling, and animation, allowing for innovative and dynamic creations.

4. Experimentation with Effects: Digital art allows artists to explore a wide range of visual effects and techniques that may be difficult or impossible to achieve with traditional mediums, such as complex layering, animation, and interactive

elements. Drawing and painting software is constantly improving exponentially, offering more tools and effects to bring the artist to closely replicate various media. With oil and acrylic brushes, watercolor and pastel effects and paper simulation, coupled with better pressure control, today's digital artist can replicate just about any traditional art styles and medium.

1. Technical Challenges: Learning to use digital tools effectively can be daunting, especially for artists accustomed to traditional mediums. Technical issues such as software glitches or hardware malfunctions can also disrupt workflow. Digital art is inherently reliant on technology, which can be prone to obsolescence or compatibility issues. Additionally, power outages or hardware failures can lead to data loss. Not everyone has access to the necessary technology or internet connectivity required for creating or experiencing digital art, widening the gap between those who can participate in the digital art world and those who cannot. Digital art creation and distribution rely on robust digital infrastructure, including internet access, electricity, and hardware devices, which may be unreliable or inaccessible in certain regions or during periods of technological disruption.

2. Lack of Tangibility: Some artists and viewers prefer the tactile experience of traditional art mediums. Digital art lacks the physical presence and texture that traditional mediums offer. While digital tools offer a wide range of brushes and effects to simulate textures, some artists and viewers may find the tactile experience of traditional mediums more satisfying and emotionally resonant. With the proliferation of digital tools and resources, there's a risk of homogenization and the loss of originality in digital artwork, as artists may rely heavily on pre-made assets or templates.

3. Health Concerns and Digital Addiction: Prolonged use of digital devices and sitting for extended periods can lead to physical health issues such as repetitive strain injuries, back pain, and sedentary lifestyle-related ailments. Extended periods of working on digital screens can cause eye strain and fatigue, which may affect the artist's health and productivity. The immersive nature of digital art creation and consumption, coupled with the constant connectivity of digital devices, can contribute to addictive behaviors and distractions that may detract from productivity and mental well-being.



4. Security Risks and Digital Piracy: Digital artworks stored and shared online may be vulnerable to cyber threats such as hacking, data breaches, and unauthorized access, posing risks to the privacy and integrity of the artist's work. The ease of digital manipulation and editing raises ethical questions about the authenticity and integrity of digital artworks, as well as issues related to plagiarism, appropriation, and the manipulation of images for deceptive purposes.

5. Economic Challenges: While digital art offers new opportunities for monetization through online sales, commissions, and digital licensing, it also presents challenges related to pricing, copyright enforcement, and the devaluation of art in the digital marketplace. Original canvass work can sell for much more than prints and digital work usually limits you to prints alone and reproductions.

Overall, while digital art offers numerous benefits, it's essential for artists to weigh these advantages against the challenges and limitations inherent in the medium. By considering these additional factors, artists can make informed decisions about incorporating digital tools into their creative practice and navigating the evolving landscape of digital art. Considering these additional aspects can help artists and enthusiasts navigate the complex landscape of digital art while leveraging its advantages and mitigating its challenges.

Personally I like both worlds. I love to paint in my studio and experiment with different styles and mediums. But I also like to sit in my office on my tablet or sit in bed with my iPad while I sketch or paint in a different, yet somewhat familiar way as I see creativity flow whether through brush or pen.

Artist Showcase

San Carlos, CA
USA

Rafael
DeSoto Jr.

Rafael is a lifelong artist who's father was a renown New York illustrator. This fostered an informal maestro-apprentice way of learning that no art school could ever offer. During his teens and early 20s, Rafael participated in many seasonal outdoor art festivals, from Florida to Maine, and won several awards as a young artist. He augmented his fine art pursuits with a degree in advertising art and illustration.

In the mid 1970s the economy receded from an international oil crisis, so Rafael decided to take a long summer vacation and ventured west landing in Santa Cruz, CA in the summer of '76. He was invited to share studio space at Rubberbandland, an elastic alliance of local artists. The experience helped to expand his creative endeavors with music, poetry, photography and early multimedia.

In the mid 80s he got involved with local community television doing video production and in 1988 he was Art Director for a CBS affiliate in Monterey where he helped transition the station from analog to digital graphic production. He later formed his own company, Vital Visions, specializing in motion graphics animation and broadcast design using a PaintBox system.

Rafael is a self-taught digital artist and an early adopter of Photoshop. In the mid 90s Rafael moved to Silicon Valley where he was employed as an art director and senior designer for notable high tech companies including SGI, Adobe, Apple and boutique digital design firms.

Rafael is retired from commercial art and conducts art classes throughout the San Francisco Bay Area and holds private classes in his San Carlos studio. He exhibits locally and nationally and has received numerous awards.

"As an artist I'm compelled to mark time by marking surfaces. My goal in painting is to reveal sublime moments of personal clairvoyance." - Rafael



"Snowy River #9" - watercolor

the
artGallery
e-magazine

Rafael
DeSoto Jr.
Watercolor



Contact information

Website

<http://rafaeldesotojr.com>

Facebook

<https://www.facebook.com/rafaeldesotojr/>

instagram

<https://www.instagram.com/desotoartstudio/>


Email

desotostudio@gmail.com

Rafael Desoto Jr. Gallery



"Corrosion of Interest" - watercolor



"Old Latch" - watercolor



"Yosemite Grandure" - watercolor



"Snowy River #30" - watercolor



"Bristlecone Pine" - watercolor



"Tidal Meditation" - watercolor



"Iron & Wood" - watercolor



"Connecticut Thaw" - watercolor




"Approaching Storm" - watercolor



"Winter Pond" - watercolor



"Manchester State Beach" - watercolor



"Monterey Coastline" - watercolor



"Reservoir" - watercolor

Patrick Faile

Watercolor & Ink



Contact information

Website
Patrick Faile Fine Art

Facebook
Facebook

Instagram
<https://www.instagram.com/rpfaile/>

Email
rpfaile@comporium.net

Artist Showcase

Rock Hill, SC
USA

Patrick Faile

Patrick is from Rock Hill, SC and he began art at an early age. Growing up in a rural farm environment that gave him a deep interest and appreciation for nature and its occupants. He is primarily self-taught, other than art classes provided in public school. After graduation he attended engineering school where he gained drafting skills in preparation of engineering drawings and illustrations, which widened his horizons to include ink drawings in conjunction with watercolor in preparation of commercial illustrations.

While serving in the USAF Patrick had the opportunity to travel widely and was exposed to our National Parks System. He states, "There are two passionate driving forces in my life, both affecting my art. They are the love of the wide-open spaces of nature and the watercolor medium. I have been painting in watercolor for approximately 60 years and find watercolor to be the most challenging medium of all. For the last ten years I have set about documenting our National and State Park landscapes and their inhabitants. It has been an unlimited source of inspiration for me."

Patrick believes the National and State Parks have been an unlimited source of inspiration and a solid business decision for him. He uses the art created to teach and document the parks as they exist today. His works are in collections across America and makes regular sales of his artworks and prints.

Patrick has exhibited in approximately 70 national and international juried exhibitions and currently is a signature member of 5 watercolor societies throughout America. His work is decidedly realistic in nature, and he states that it has a simple theme, the magnificent beauty of our planet. He doesn't try to incurber it with any social or political agendas. He will let the work speak for itself.



"Tranquility" - watercolor


Patrick Faile Gallery



"Spring Break" - watercolor



"Athabasca Falls Morning" - watercolor



"Camouflage (great horned owl)" - watercolor



"Cathedral Rock Sunset" - watercolor



"Out of the Rain" - watercolor



"Totem Shadows" - watercolor



"Dakota Storm Chaser" - watercolor



"Last Light" - watercolor



"Alaska Range" - watercolor

WHAT IS PYROGRAPHY ART?

When I was a kid I had a wood burning set. It came with patterns to follow as you burned the image with a tool like a soldering iron. It was a nice hobby and a lot of fun but now wood burning has gone to another level. You can still buy patterns and flat wood boards and a burning tool, but artists have turned it into a form of art called Pyrography Art. Great Pyrography artists sketch their own work on wood and even work using photographs as references like many artists. The result is phenomenal pieces of artwork burned on wood like an old sepia photograph.

It's a technique that's been practiced for centuries, dating back to ancient civilizations. Pyrography, is Greek for "writing with fire". It is believed to have been independently developed by different societies, such as the Egyptians, Greeks, Chinese and Native Americans, as a means of ornamentation and storytelling.

Pyrography, also known as wood burning, is the art of decorating wood or other materials with burn marks using various tools like a heated metal pen or soldering iron to create intricate designs, patterns, or images on wood, leather, gourds, or other materials. The depth of burn can be controlled to produce different shades and textures, allowing for a wide range of artistic expression. Pyrography can be used to create anything from simple patterns and decorative elements to highly detailed portraits and landscapes. It requires patience, precision, and a steady hand to master, but the results can be stunning.

Tools of the Trade

Pyrography requires specialized tools designed for burning and etching designs into wood or other materials. Here are some of the essential tools commonly used by pyrography artists:

1. Wood Burning Pen/Iron: This is the primary tool used for pyrography. It consists of a handle attached to a heated metal tip. The tip is often interchangeable, allowing artists to use different shapes and sizes for various effects. Some pens have adjustable temperature controls to provide more precise heat regulation.

2. Various Tips: Pyrography pens typically come with a set of interchangeable tips or nibs. These tips vary in shape, size, and purpose. Some common tips include pointed tips for fine lines, shading tips for creating gradients, flat tips for filling in larger areas and round and chiseled tips for creating texture.

3. Wood or Other Substrate: The surface to be decorated is usually made of wood, but pyrography can also be done on materials like leather, gourds, paper, or even synthetic materials designed for pyrography. The type of wood used can affect the burning process and the final appearance of the artwork.

4. Safety Gear: Working with hot tools requires proper safety precautions. Pyrography artists often wear heat-resistant gloves to protect their hands from burns. Adequate ventilation is also important to avoid inhaling fumes generated during burning.

5. Surface Preparation Tools: Before starting a pyrography project, artists may use tools like sandpaper or a wood burning tip cleaner to prepare the surface and remove any rough spots or debris that could interfere with the burning process.

6. Carbon Paper or Transfer Paper: Artists often use carbon paper or transfer paper to transfer their designs onto the wood

surface before burning. This allows for more precise and accurate execution of the desired artwork.

7. Finishing Materials: Once the pyrography work is complete, artists may apply finishes such as varnish or wood stain to protect the surface and enhance the appearance of the artwork. They can also add colored pencils and paint to their work.

These are the basic tools needed to get started with pyrography, but as artists become more experienced, they may invest in additional tools and accessories to expand their capabilities and explore more advanced techniques.

Pyrography Technique

Pyrography, like many art forms, offers a myriad of possibilities for creative expression.

1. Shading Techniques: Pyrography isn't just about creating lines and outlines. Artists use various shading techniques to add depth and dimension to their work. This can involve adjusting the temperature of the burning tool, varying the pressure applied, or using different types of tips to achieve smooth gradients or subtle transitions between light and shadow.

2. Surface Texturing: Beyond just burning lines and shapes, artists can experiment with creating textures on the surface of the wood. This might include stippling (creating patterns with dots), cross-hatching (overlapping lines to create depth), or even using the edge of the burning tool to create rough or smooth surfaces.

3. Coloring: While traditional pyrography is monochromatic, some artists incorporate color into their work using techniques like watercolor, acrylics, or colored pencils. They may apply color selectively to certain areas of the design to enhance contrast or create focal points.

4. Mixed Media: Pyrography can be combined with other artistic techniques and mediums to create mixed media pieces. For example, artists might incorporate pyrography into collage artworks, combine it with painting or drawing, or use it to embellish sculptures or other three-dimensional objects.

5. Advanced Techniques: As artists gain experience and confidence with pyrography, they may explore more advanced techniques such as marquetry (inlaying different wood veneers), intarsia (creating images with multiple wood pieces), or even experimenting with unconventional materials like bone, paper, or fabric.

Overall, Pyrography offers a rich and versatile medium for artists to explore their creativity and produce unique and captivating artworks.

Helpful Links

- [pyrography by Jean bouick \(jeanspyrography.blogspot.com\)](http://jeanspyrography.blogspot.com)
- [Pyrography Facebook group \(4\) Pyrography | Facebook](#)
- [List of Pyrography Classes 2024 - Working the Flame](#)
- [\(489\) Pyrocrafter, LLC. - YouTube](#)
- [pyrography artwork • Instagram](#)


PYROGRAPHY



Oncore* Artist Showcase

North Yorkshire, UK

Lorraine Willis



"Beadnell Harbour, Northumberland" – watercolour

"Walking in snow" - watercolour



"Little Owl Running"-watercolor



the
artGallery
e-magazine

**Lorraine
Willis**
Watercolor



Lorraine Willis is a self taught watercolour artist and keen photographer based in Selby, North Yorkshire

She is really enjoying watercolour painting despite the fact she hadn't done any painting since school days (many years ago) and started to paint again at the end of 2017, since then she has produced quite an eclectic mix of subjects in her paintings.

Lorraine took part in her first exhibition in October 2018, sold 10 paintings and got three commissions which was quite a nice surprise.

WEBSITE

www.lorrainewillisart.weebly.com

Money that Lorraine raises from selling her paintings is donated to an incredible young man called Alexander Goodwin who is battling Childhood Cancer

<https://alexandersjourney.net/>


*Lorraine was in our May 2023 issue



"Local Farm Shop"-watercolour




"Black Cat" - watercolour



"Staithes, Yorkshire Coast" - watercolour



"Snowy Bridge, Yorkshire"-watercolour



"Pet Portrait, Pug" - watercolour



"Pair of Swans" - watercolour



"Brown Hare in Snow" - watercolour



"Isle of Barra, Outer Hebrides"- watercolour



"Venice Canal" - watercolour



"Elephants Head" - watercolour



"Helmsley in Winter - Yorkshire" -watercolour

Robert Bernadas
Oil Painting

Contact information

FACEBOOK

<https://www.facebook.com/RobbieBernadas?mibextid=ZbWKwL>

Email

bernadas_robert@yahoo.com

Oncore* Artist Showcase
Philippines
Robert Bernadas



Robert Bernadas is a self-taught full-time artist from Toledo City, Cebu, Philippines. He started his passion in art when he was a toddler. He used to draw human and animal figures on the wall using pencil, pen, or marker. When he was young, he got inspired by national artists such as Fernando Amorsolo and Juan Luna, and some old masters like Leonardo da Vinci, Michelangelo, Diego Velasquez, and many more. He used to dream of having his masterpieces hung on museums someday. In his elementary years, he started joining art competitions in school and always won the first prize. When he was in high school, he still continued his passion and joined art contests and made it to the national level. He graduated high school with multi-awards as an artist.

After high school (17yo) he stopped his passion in visual art due to some circumstances. He switched to music – became a theater actor, a cellist, recorded original songs, appeared on national television, a band vocalist in both local and abroad. He had worked in China for 10 years as band vocalist. In 2018, he finished his job as vocalist abroad and went back to the Philippines for a plan of getting back into visual art.

In 2019, he made (again) his very first artwork, a portrait of his nephew as a birthday present. After that, some of his friends asked to commission their portraits too. That's where he earned enough to get some art materials and made it his main source of living. He joined local painting contests and won in some of those. ■

At present, Robert is accepting commissions - mainly portraiture.

*Robert was in our February 2024 issue



"Self Portrait"

Robert Bernadas Gallery



"Passion 2nd Edition" - oil



"Commissioned Portraiture" - Colored Pencil



"Commissioned Landscape" - oil



"Creche" - oil




"Commissioned Landscape" - oil



"Sunflower" - oil



"Commissioned Portraiture" - Colored Pencil



"Carl Justin" - Colored Pencil



"Commissioned Portraiture" - Colored Pencil



"Pummeling Cacao Beans" - oil

Artist's Reviews

"It's an honour to have my work showcased alongside so many talented artists. Grab a free copy of the magazine, find a cozy spot, and indulge in the diverse and captivating world of art that fills its pages." -*Tatiana*

"I just downloaded it and it's an excellent set of artists' work beautifully edited. Cheers for your work!!" -*Angel*

"Thank you so much, Gerald-san. I'm glad to see new issue of e-magazine with my works in it!" -*Kohei Yoshihara*

"I've been featured in the art gallery e-magazine! This is the coolest thing to me...seeing myself and my work on a 2-page spread. Subscribe to this magazine." -*Willow Barnes*

"It looks fantastic - thank you!" -*John Stadler*

"Wishing you continued success!" -*Wynn Yarrow*

"Perfect! You have a wonderful publication. It really looks good you are a fast worker to get this magazine ready like this. I think it's a huge plus for the art community!" -*Jennifer Goodhue*

"Thank you so much. It looks amazing. I love it!" -*Ian Yallop*

"Thank you so much for bringing cheer in my life. You are making me feel like a celebrity!" -*Sumita Bose*

"Thank you for the opportunity." -*Ismelda Garza*

"Looks great, thanks." -*Robert Corsetti*

"Very beautiful design! Cool! Thank you!" -*Valeriy Novikov*

"Looks awesome! Great layout! Thanks." -*K.Q.*

"Everything looks really great, thank you very much. I appreciate all the work you have put into this." -*Mirree Bayliss*

"I want to thank you very much for publishing me in the august edition of the artgallery magazine. It looks great. I really appreciate your work for that!" -*Karina Slik*



CALLING ALL ARTISTS

Each month we try to focus on various artists and different kinds of art media from around the world. Our purpose is to help promote artists and their work in a digital gallery format! With this publication we are dedicated to supporting the art community. Being an artist myself, I understand the hardships and struggles an artist has to endure to not only work to create inspiring works of art but also marketing and selling that work. Although we do not sell art, we do try to promote artists so they might be seen and perhaps sales or commissions will follow.

WE ARE OFFERING A 2-PAGE SPREAD TO SELECTED ARTISTS FOR FREE!

You can showcase your work with a 2-page spread in the next issue of "The Art Gallery e-magazine". You can take advantage of this opportunity by filling out a submission form that tells us about yourself and where we can view your work. If you are selected, you will be contacted and information will be sent on how you can upload your files and photos. If you know of any artists that may be interested, share this e-magazine with them and refer the link below.

[Artist Submission](#)

For more information, you can go to the website and see more about our digital magazine.

<https://theartgallerymag.com/>

Surprisingly, the biggest drawback to many artist submissions is skepticism! Many think we are scamming them because we offer this for free. But we never ask for money or any private non-public information and we have a legitimate and tangible product. We do ask for donations but that is strictly optional. If you would like to donate to this work you can do so below.

<https://theartgallerymag.com/donation>

Check out our new YouTube channel!



The Art Gallery e-magazine is now on YouTube! We posted a few helpful videos like "How to upload your Files", "How to View and Download your Issues" and more. We also started a video series called "Gallery Spotlight" where we focus on expanded works of artists from our magazine. This unique *video gallery* shows nearly 40 works of an artists in 5 minutes with video backgrounds and music. We also will be starting soon, a new "Famous Artists" series on YouTube so you can enjoy the works of the masters without going to national museums. We at T.A.G. Are all about displaying art for enjoyment and inspiration. Check out our YouTube channel at:

<https://www.youtube.com/channel/UCffSw8CmcP4yDm-lxZTVyqgQ>

BLICK ART SUPPLIES



Why Blick?

- We are Family owned!
- We support artists at all stages of their artistic journey.
- We are the largest and oldest provider of art supplies in the United States.
- We carry Art supplies for hobbyists, amateurs and professionals.
- We have the best art supplies at the lowest prices
- In 2023 - We were voted #1 for Best Online Shops and Best Customer Service for Arts & Crafts for the fourth consecutive year.

www.dickblick.com tel: +(800) 828-4548

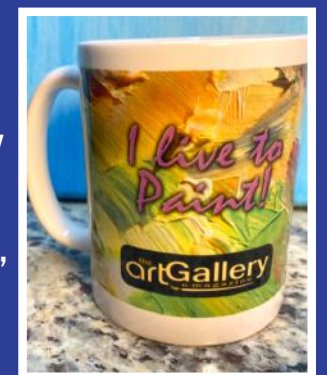
the artGallery e-magazine

VISIT OUR NEW ONLINE STORE!



Quote Frames

Every month we put an art related quote on the last page of the magazine. Now we have made these 5X7 framed quotes available for your shelf or wall.



T.A.G. Mug

Support this work and enjoy your coffee or tea with our new The Art Gallery e-magazine "I Love to Paint" ceramic mug.



Artist's Mug

This special mug is for our showcased artists. It is customised with your picture and issue cover from the magazine! Promote us as we promote you!

[LINK TO WEBSTORE!](#)

<https://theartgallerymag.com/online-store>

*“Art should Comfort the
Disturbed and Disturb the
Comfortable.”*

Banksy

