



HOW TO PLAN A LUXURY KITCHEN

A GUIDE TO GETTING STARTED



SO YOU'RE THINKING OF TRANSFORMING YOUR KITCHEN?

Thank you for taking the time to consider us for your exciting and sometimes overwhelming journey to transform your kitchen.

At Bathroom & Kitchen Planet we are passionate about design. And we're equally passionate about detail and this is evident throughout our design process.

We hope you find this information a useful start to your journey. We understand that getting a new kitchen is a process, not just a purchase. That's why we're completely transparent about your design journey, giving you total peace of mind, assurance and clarity on what to expect with our expert team.

Established in 1998, Bathroom and Kitchen Planet remains an independent showroom in Stirling. We offer full project management by our team of expert designers and highly experienced installers.

"The attention to detail when installing is beyond what I have experienced with other companies. There is ongoing communication during the process & nothing is too much bother if you have a request."

Our kitchen designs can be found in properties across Central Scotland from period apartments to luxury townhouses and contemporary new-builds.





IN THIS GUIDE, WE WILL
COVER THE MOST COMMON
QUESTIONS ASKED WHEN
CREATING A NEW KITCHEN SPACE

CONTENTS

Your kitchen is the focal point of your home and nothing is more important to us and to you than ensuring every aspect of your interior is simply sublime.

We have dedicated years of experience to sourcing the finest products and materials to ensure the immaculate finish and outstanding quality of every kitchen design we create.

1. HOW DO I KNOW WHAT I WANT? Clarifying your ideas & defining your requirements.



2. WHERE WILL I FIND INSPIRATION? Websites, publications & places to explore.



3.

HOW DO I ORGANISE MY THOUGHTS & IDEAS?
A structure to help you list your design preferences.

4.

WHAT SHOULD I TAKE TO MY APPOINTMENT?

Get the most out of your showroom visit.

WHAT SHOULD I ASK MY KITCHEN DESIGNER?

The best questions to ask.

5.



6.

WHAT SHOULD I LOOK FOR WHEN EXPLORING THE SHOWROOM?

Finer details that make great design and quality.

1. HOW DO I KNOW WHAT I WANT?

In this section, we provide a series of questions which you should ask yourself. Your answers will help you begin to understand the boundaries of your brief, your wishlist and what you want from the finished space.

➤ WHAT DO YOU LIKE ABOUT YOUR CURRENT KITCHEN?

Examples – The layout, lots of natural light, space for entertaining

➤ WHAT DO YOU DISLIKE ABOUT YOUR CURRENT KITCHEN?

Examples – Not enough storage, small appliances, lack of worktop space

➤ WHAT DO YOU WISH TO SPEND ON YOUR PROJECT?

It's recommended to have a budget in mind before starting your project.



> WHAT DO YOU WANT YOUR FINISHED SPACE TO BE?

Examples – social, cooking, space for entertaining

> HOW DO YOU WANT YOUR NEW SPACE TO FEEL?

Think about texture, colour, ambience, light, rustic, modern



> DO YOU HAVE A TIMESCALE IN MIND?

A kitchen renovation can be time-consuming due to the many different elements all required.

Set a realistic timescale.



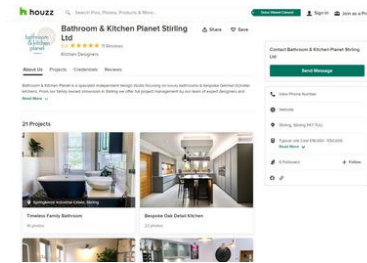
> WILL YOU MANAGE WITHOUT THE KITCHEN?

Do you have to make any other necessary arrangements for the renovation period?

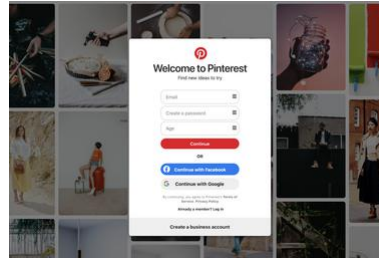
2. WHERE WILL I FIND INSPIRATION?

Perhaps you have a good idea of what you are looking for from your new kitchen, or maybe you need some inspiration to spark your imagination.

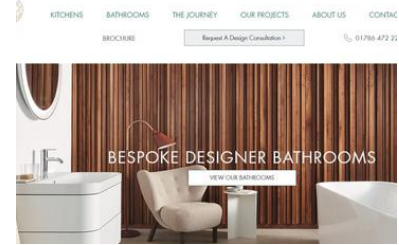
WESBITES & SOCIAL MEDIA



Houzz



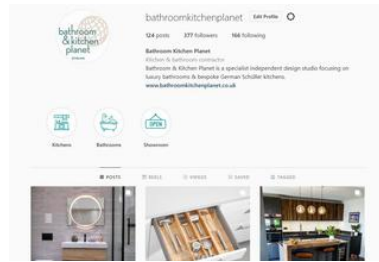
Pinterest



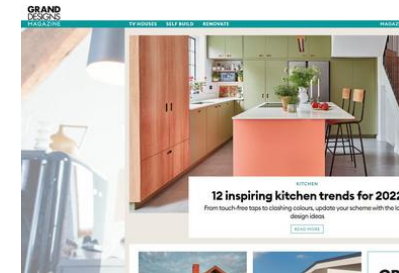
Bathroom & Kitchen Planet



House & Garden



Instagram



Grand Designs

PUBLICATIONS



Kitchens, Bedrooms
& Bathrooms



Ideal Home



Homes & Interiors



Decor Kitchens

EVENTS



Ideal Home Show



K+B Design Show



Grand Designs Live



KBB Exhibition



3. HOW DO I ORGANISE MY THOUGHTS?



Mood boards and online inspiration are handy to reference when chatting with your kitchen designer. We recommend using these categories to organise your thoughts.

COLOURS & TEXTURES Walls, kitchen furniture, countertops, wall panelling

KITCHEN STYLE Modern, traditional, art deco, family style

FLOORING & WALLS Tiles, splashback, panelling, paint

ROOM LAYOUT Kitchen island, breakfast bar, family layout

BRASSWARE Taps, sink, handles

LIGHTING Spotlights, hidden, bright, warm

HEATING Underfloor, radiators

However you decide to create your mood board and collate your ideas, remember to enjoy it. Always remind yourself that it is your home and your kitchen, so make it perfect for you.

Our expert kitchen designers are on-hand to talk about our products, design process and make recommendations. Take time to research and use this information to make the correct decision.

"Our designer helped us through the whole process of designing and then managed the installation right to the end and we are delighted."

Our website is often the first contact for clients exploring ideas and styles. By looking at previous projects, client testimonials, the history of our company and our recommended suppliers, you should understand what we can offer, our reputation, and our client satisfaction.

Additional content you will find online is our customer journey, the design, sales and installation process, and answers to frequently asked client questions. View our design journey online to find out more.

Our social media channels are also a great way of learning about us and our projects.



4. WHAT SHOULD I TAKE TO MY APPOINTMENT?



YOU MIGHT NEED...

A plan of the space

Measure the whole room including windows, doors, sink placement, ceiling height

Your mood boards

A printed or electronic version of your research and ideas.

Photos of your current kitchen

A selection of photos from different angles showing the layout and any particular

details you think could be relevant - pipes, doors, windows, etc



All of this information will enable you
and your designer to have a
meaningful
conversation and begin to shape the
brief they will need to do their job.

Our expert designers will start to build
a picture of your requirements from the
moment they meet you.

Your designer might ask you some of the following questions to get a better idea of what you are looking for from your new space:

What do you intend to use the space for?

What type of lifestyle do you lead?

What type of food do you enjoy cooking?

5. WHAT SHOULD I ASK MY KITCHEN DESIGNER?

When speaking to your designer, you need to ask questions to help you make an informed decision as to whether they can offer you what you need and whether you will feel comfortable working with them. Here are some suggestions of things you could ask.

➤ WHAT SERVICES DO YOU OFFER?

- Design & install - is it all done by the same company?
- Supply only - do you offer a supply only service?
- Guarantee - do you offer a guarantee on your work and products?
- Other rooms - do you offer design and installation for other rooms in my home?





> CAN YOU EXPLAIN THE PROCESS TO ME?

Let the designer walk you through every stage, from design, presentation and payment schedules to project planning, installation and sign off.

> WHEN WILL YOU RELEASE PLANS?

Our designers will send you the design plan once a design has been agreed and a deposit has been paid.


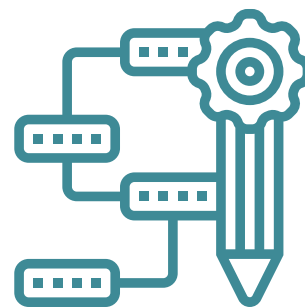
The design plans belong to the designer and this process is in place to ensure the designs are not taken to another company.

> WHAT ARE MY PAYMENT OPTIONS?

We ask for a 35% deposit to secure your project and allow us to start the process of organising your bespoke products. Your next payment of 60% is payable 7 days prior to the installation start date and the final balance is payable upon the completion of your project.

> HOW LONG DOES THE DESIGN & INSTALLATION TAKE?

Every project is different but we aim to complete every job as efficiently as is possible. As a guide we advise a time frame of 10-15 working days for kitchen installation. Your designer will advise you of your own project timescale at the time of booking.



> DO I HAVE TO BE ON SITE WHILE THE INSTALLATION IS HAPPENING?

Not necessarily, since we offer a fully managed project you do not need to be on-site during the installation. Please advise your designer if you plan on being away and they can make the necessary arrangements with your installer.





6. WHAT SHOULD I LOOK FOR WHEN EXPLORING THE SHOWROOM?



Whether you've been searching for the perfect modern kitchen for months, or you're just at the first stages of considering your kitchen renovation, our showroom is undeniably the best place to start.

A visit to our showroom isn't just a great chance to explore the wonderful variety and exquisite quality of our interiors, it's also a brilliant opportunity to meet our friendly expert team.

We have 6 kitchen displays for you to explore, you will also find a wonderful collection of samples.

Having enhanced and developed our showroom over 20 years, we are incredibly proud of our space and we simply love welcoming visitors to explore our fantastic displays.

To make visiting us as easy and convenient for you as possible we have complimentary parking on-site.

Based in the centre of Stirling we are easy to find. If you need any help finding us please call our showroom on 01786 472227.





www.bathroomkitchenplanet.co.uk
10 Munro Road, Stirling, FK7 7UU
01786 472227