

Unboxing EMI Courses: Your Guidebook

You don't need a Translation Konjac!



BILINGUAL
EDUCATION



國立陽明交通大學
NATIONAL YANG MING CHIAO TUNG UNIVERSITY



Table of contents

Preface

About this EMI guidebook 4

About the editing team 6

Getting to know about EMI

What is EMI? 8

Why you should take EMI courses 9

Too lazy to read? Let's watch a video then! 12

Follow up! Bilingual is a global trend now! 13

The journey ahead is getting hazy

Taking EMI or not?

The three pitfalls of course selection 16

Feeling this way in an EMI course? 22

Find yourself a self-rescue kit

The Solution Toast 26

Finding courage 30

Collecting EMI info 33

English vocab 35

English speaking 39

Study effectively 43

Postscript 48

Appendix and References 50

Preface

About this EMI guidebook

Have you heard of EMI (English as a Medium of Instruction)? What comes to mind when you're a non-native English speaker but have to take English-taught classes?

The challenges of switching between multiple languages, the interesting accents of professors, the anxiety of speaking in an unfamiliar language... Yes, we've been through these too!

In Taiwan, we are accustomed to thinking, expressing, and studying solely in our mother tongue. From the smallest aspects of daily life to significant decision-making, everything can be done using Chinese or some broken Taiwanese.

That's why a sudden contact with English-taught courses makes us panic and lost, just like entering the wrong train in a foreign land. Imagine being on that train surrounded by unfamiliar signs and languages – you might want to shout out to Doraemon for a “Translation Konjac” ¹!

1 “Translation Konjac” refers to a fictional item from the popular Japanese manga and anime series, Doraemon, which is said to instantly translate any language.

But, you should know that:

You are not alone.

As English becomes the dominant language in the world, many students face similar challenges like you do.

You may have just underestimated yourself.

You have great potential in bilingual learning. It may just appear hazy due to unfamiliarity.

Here, we present to you the ultimate EMI Guidebook.

By the time you finish reading this guidebook, you will have a better understanding of EMI courses. You will realize the benefits that EMI courses have to offer and discover the right tools to help you stay on track during your learning journey. We hope you come to see what you need is just a little guidance to unlock your bilingual potential, rather than relying on a Translation Konjac.

Let this handbook be your guiding light, taking you beyond where the train can reach and accompanying you through the unknown in the future.

Preface

About the editing team

This EMI Guidebook was created by the Bilingual Education Promotion Task Force in the College of Biomedical Science and Engineering, NYCU, in collaboration with 12 international teaching assistants (TAs).

Since December 2022, we had been meeting weekly, engaging in a series of observations, discussions, and brainstorming sessions. Over a span of five months, this handbook was crafted through the collective efforts of the editing team.

To investigate thoroughly and provide readers with valuable information, we followed the five key stages of Design Thinking: Empathize, Define, Ideate, Prototype, and Test. Step by step, we examined and analyzed potential problems and challenges related to bilingual learning on our campus.

The 12 Teaching Assistants of the Editing Team



Kishore
 India



Samarth
 India



Sia
 Ukraine



Chiao
 Taiwan



Ingrid
 Taiwan



Chien-Yi
 Taiwan

Every step of this process had brought us closer to understanding your concerns and struggles in EMI courses.

Through observations, campus surveys, and student interviews, we identified a range of challenges. We then focused on addressing the most pressing problems and brainstormed corresponding solutions. Finally, we crafted each solution into a unique "Solution Toast" to assist you in navigating the various difficulties you may encounter in your EMI learning journey.

Even though we our roles are different on campus, as we come from different colleges, institutes, and even different countries, we want you to know that no matter how you feel about EMI courses, we are here for you.



Jon

 Vietnam



Charlotte

 Taiwan



Avery

 Taiwan



Teetee

 Thailand




Shania

 Indonesia



Elizabeth

 Namibia

What is EMI?

Definition

According to the The Program on Bilingual Education for Students in College, MOE:

"English as a Medium of Instruction" (EMI) refers to the use of English as the medium of instruction for delivering knowledge in various professional fields, including economics, engineering, medicine, business, humanities, and other subjects, in educational institutions where English is not the mother tongue. The use of EMI includes the delivery of content, student-teacher interaction, learning and lecture materials, learning outcomes presentation, and assessment, all of which are conducted fully in English.



In simple terms, it means:

- EMI courses are English-taught classes, where English is used instead of Chinese in learning about professional subjects.
- During EMI, the professor will speak in English, the learning material will be in English, and even your presentations are encouraged to be done in English.
- Specific courses, such as some English classes that focus on English writing, pronunciation, etc., are not considered as EMI despite the use of English delivery.

Why you should take EMI courses

Global Competitiveness



Stepping Out of Your Comfort Zone



We understand that using an unfamiliar language can be uncomfortable. Well, challenge yourself with EMI courses! In each class, you can practice thinking logically and expressing yourself clearly in English. This experience will eventually become your own journey of bravery and growth.

Unlock Global Opportunities

If you want to pursue an international life or career, choose EMI courses. Designed to equip you with the necessary language skills and cultural awareness, EMI courses pave the way for enhancing your employability in the global job market!



Getting to know about EMI

Why you should take EMI courses

Academic Advancement

Preserve Authentic Meaning

“How do I translate this?” Does this phrase sound familiar? Sometimes it's hard to translate certain English words. In fact, you don't need to force everything into Chinese! In EMI courses, you'll be learning with authentic English. No need to worry about anything lost in translation anymore!



Access to Firsthand Information



In an era where most academic papers and major breakthroughs are predominantly published in English, EMI courses prepare you to comprehend and keep pace with global advancements. Embrace the opportunity to enrich your educational experience with EMI courses!

English Proficiency

Reduce Fear of English

Through the continuous practice of English communication in EMI courses, you will no longer fear using English. When attending international conferences or any cross-cultural activities, you will be confident in speaking up instead of shying away. After all, you'll realize that using English is no big deal!



Expand Your Social Circle

In an EMI course, you might make some amazing friends from all over the world! Enjoy the opportunity to learn about different cultures, and maybe even speak new languages other than English. It's a big, wonderful world out there, let's experience more of it through EMI courses!



Getting to know about EMI

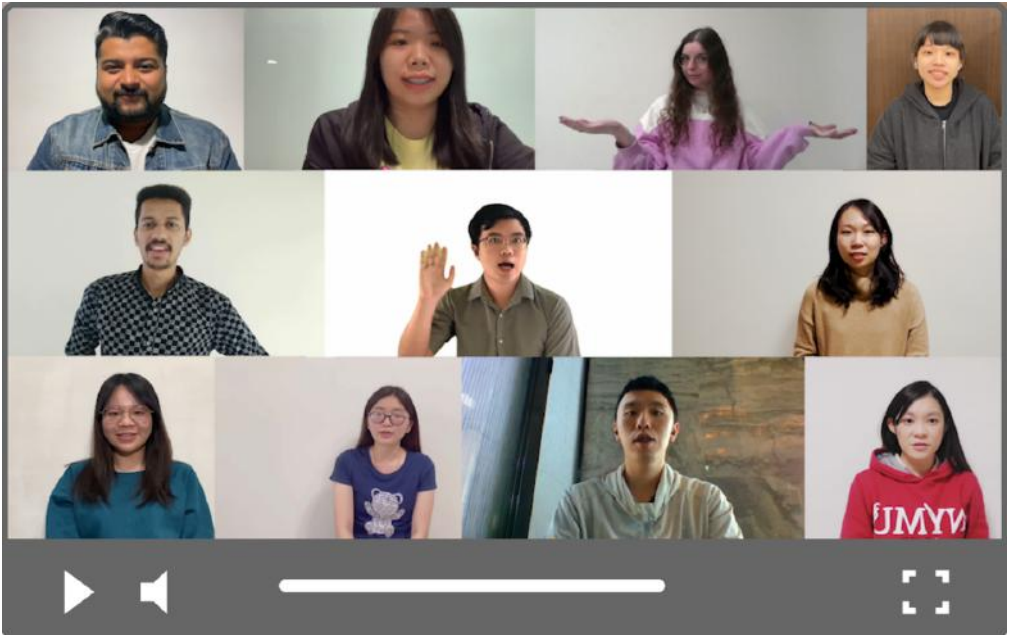
Too lazy to read? Let's watch a video then!

Up to this point, do you have a better understanding of EMI?

If still in doubt, why not listen to what the TAs have to say!

Video link:

<https://youtu.be/cm6tRqEOfP0>





Getting to know about EMI

Follow up! Bilingual is a global trend now!

Now, I believe you have understood the meaning and importance of EMI. However, please remember that EMI courses are just the tip of the iceberg when it comes to bilingualism.

Let's consider this analogy: if you are right-handed, your right hand handles most of your daily actions. However, there are times when your left hand is still needed, even though it may not be as frequently used or as skilled as your right hand.

Similarly, our native language and a second language are like our two hands. The left hand is not meant to replace the right hand; rather, having both hands working together allows us to accomplish more tasks and more complex actions. It's better to be able to use both hands overcoming all challenges, isn't it?

The purpose of bilingual learning is to nurture both your native and second language, transforming you into an international talent capable of seamlessly navigating different languages, cultures, and countries.

EMI courses provide an opportunity to practice language switching. In fact, many people worldwide have already mastered the art of effortlessly switching between multiple languages. By broadening your perspective, you'll discover that there are more ways to enhance your language skills than just taking EMI courses or following Taiwan's EMI trend. Bilingual learning is already an inevitable trend in internationalization.

Curious about how other countries perceive bilingual learning? Turn to the next page and explore the personal experiences of our TAs in different countries!



Getting to know about EMI

Follow up! Bilingual is a global trend now!

Each row presents the personal education experience of TAs in different countries.

| Country | Bilingual Policies and Current Situation | Challenges | Student Reactions |
|-----------|---|--|---|
| Taiwan | <ul style="list-style-type: none">• The 2030 Bilingual Nation Policy• EMI courses rely heavily on the English ability of lecturers and students | <ul style="list-style-type: none">• Fear of making mistakes• Shy• Not sure of EMI learning outcomes | <ul style="list-style-type: none">👹 Scary😬 My subject is already difficult in Chinese, let alone English |
| Singapore | <ul style="list-style-type: none">• "Speak Good English Movement", started by the government, it aims to encourage using correct English• English is the official and dominant language, while native languages are assisting languages• Aside from native languages courses, all other courses are taught in English | <ul style="list-style-type: none">• Fear of poor performance• Learning duration for mother tongue is lesser than English• Having better language skills in English than mother tongue because of EMI does not necessarily cultivate true "bilingual abilities" in students | <ul style="list-style-type: none">😬 It's normal🎭 Unique Singlish accent😊 Positive |
| India | <ul style="list-style-type: none">• English is primarily used as teaching language• English is mandatory to graduate• It's normal to speak English in India, however, we still prefer our native languages / dialects outside of school | <ul style="list-style-type: none">• Too late to realize the importance of English• Constant fear, shyness and hesitation when confronting English• Grammar and translation issues | <ul style="list-style-type: none">😬 Scared🎭 Exciting😊 Positive |
| Ukraine | <ul style="list-style-type: none">• Besides English, Ukraine also looks up to other European languages like French, German, etc• Master's or PhD programs usually require at least CEFR B2 level in English proficiency• Although English is not the official language, Ukrainians are somehow fluent in it | <ul style="list-style-type: none">• Unsure pronunciation of certain terms• Over-worried their language abilities to be weaker than others | <ul style="list-style-type: none">🐱 Exciting🐱 Shocking🐱 Disappointed |



You'll realize that bilingualism is sprouting all over the world. You are not alone in Taiwan!

| Country | Bilingual Policies and Current Situation | Challenges | Student Reactions |
|-----------|---|--|---|
| Indonesia | <ul style="list-style-type: none"> English classes are mandatory in national schools In international schools, English classes are mandatory and also commonly offered on campus In private high schools, it is compulsory to learn both Indonesian and English | <ul style="list-style-type: none"> Some bilingual subjects have higher tuition fees English is not the native language For daily life as an Indonesian, English is not necessary for interaction | <ul style="list-style-type: none"> 🧑‍🦓 Shy to speak in English 🙅 Unwilling to accept new language logic 😞 English is not necessary in daily life |
| Thailand | <p>Thailand provides various course types:</p> <ul style="list-style-type: none"> Normal courses: All subjects, including English classes, are taught in Thai. This is also the majority of learning situations in Thailand. Bilingual courses: EMI courses don't exceed half the total learning time. Every subject is taught twice: in Thai and in English. English courses: Other than Thai, law and cultural classes, the rest are taught in English. International courses: All subjects are taught in English. Thai classes are not mandatory, resulting in some students speaking English better than their native language of Thai. | <ul style="list-style-type: none"> As the bilingual classes schedule is set by the government, the learning pace is relatively packed In EMI classes, students may feel the improvement in English, however, the classes are not as intense as the others Student still feel that their English isn't good enough | <ul style="list-style-type: none"> 🗣️ Fear of speaking out 😞 Fear of making mistakes 💰 Higher tuition fee |
| Vietnam | <ul style="list-style-type: none"> English classes are considered to be "advanced classes" as the content is very different from the usual Vietnamese-taught classes University and college enrollment require English examination EMI classes fees are approximately double of the usual classes | <ul style="list-style-type: none"> When reading English materials, most of the time is spent translating word by word rather than learning about the content Insufficient abilities to learn/teach effectively in English | <ul style="list-style-type: none"> 💰 It's a lot of money 😞 It's an "advanced" class 🗣️ Am I really able to graduate?! |



The journey ahead is getting hazy

Taking EMI or not? The three pitfalls of course selection

On the Yang Ming campus of NYCU, what factors do you consider when selecting courses for the next semester?

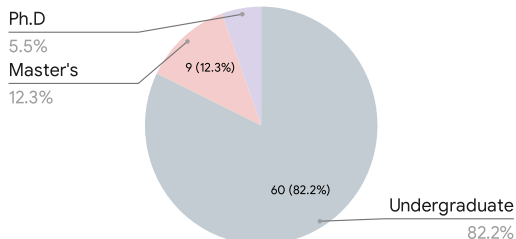
Course Selection Survey

In January 2023, we conducted a random survey on campus to gather insights into students' opinions, feelings, and final choices regarding EMI courses during the course selection phase.

Out of the 73 questionnaires filled out by Taiwanese students, their background information was as follows:

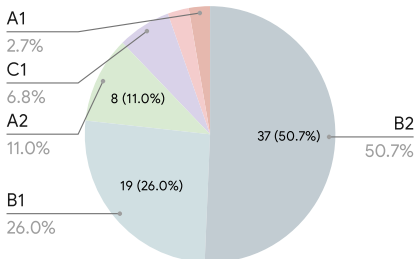
Study level

Unit: person



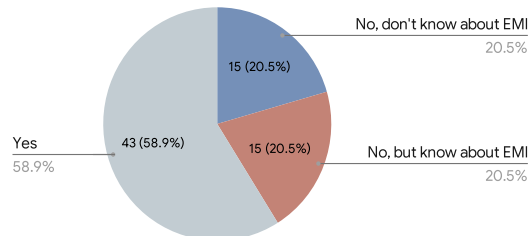
English proficiency level

Unit: person



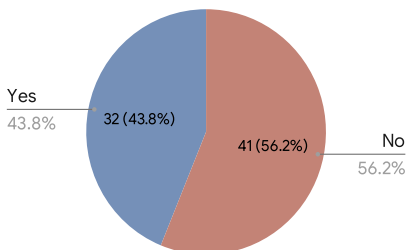
EMI experience

Unit: person



Taking EMI courses next semester

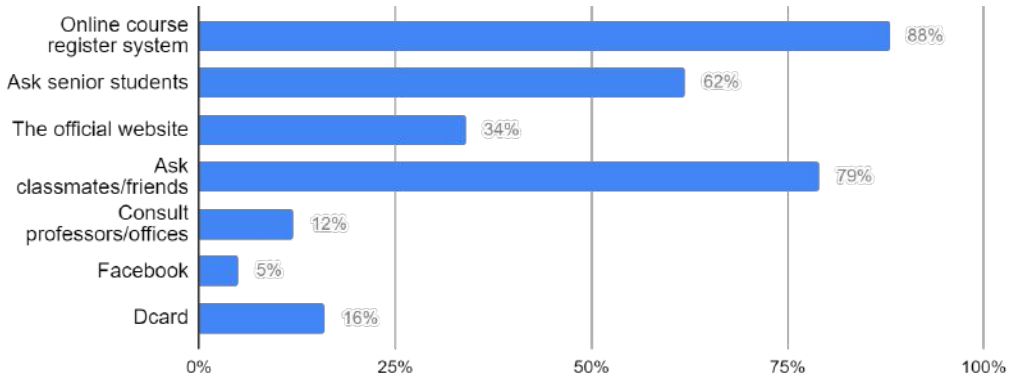
Unit: person



**The English proficiency level is based on the CEFR system adopted by MOE. Please refer to Appendix 1 for the corresponding proficiency level chart.*

Course Selection Survey Results

Q: In what ways do you usually collect information before selecting courses?



Regarding the behavioral aspect, we observed the following:

When it came to course selection, students primarily relied on the information provided by the course selection system. They might also seek insights from classmates or seniors who had previously taken the course to gain a better understanding of the content and teaching style.

Only a small number of students actively reached out to lecturers or course departments for consultation. Additionally, students were not accustomed to utilize social media platforms (such as Facebook or Dcard) to gather course-related information.

Q: How do you prioritize different factors to decide whether to take a course??



On average, whether a course is an EMI course was ranked second to last in terms of students' priorities when choosing classes.

This suggests that, for most students, it doesn't matter much whether English is the language of instruction for certain courses. When it comes to selecting courses, students may care more about credit-related regulations, course content, and assessment methods.

The journey ahead is getting hazy

Taking EMI or not? The three pitfalls of course selection

Course Selection Survey Results

Q: Why did you decide to take EMI courses?

"It's required."

"Give it a try!"

"I have more time to study this semester."

"To improve my English."

"The course helps my internship."

"Interested in the topic and content."

Q: Why did you decide not to take EMI courses?

"It's not required."

"I don't know about EMI courses."

"I have national exams to prepare for."

"I don't have time."

Regarding students' opinions on EMI courses, we observed the following:

Students enrolled in EMI courses primarily because they were compulsory. Other reasons included the desire to improve their English proficiency, the challenge of the courses, and having a genuine interest in the course topics.

In the case of students who chose not to take EMI courses, apart from them being optional, the majority of students mentioned a lack of time as the main factor. This implies that Taiwanese students generally think that it takes extra time and effort to prepare for EMI courses.

Course Selection Survey Results

Q: What are some concerns you have toward EMI courses?

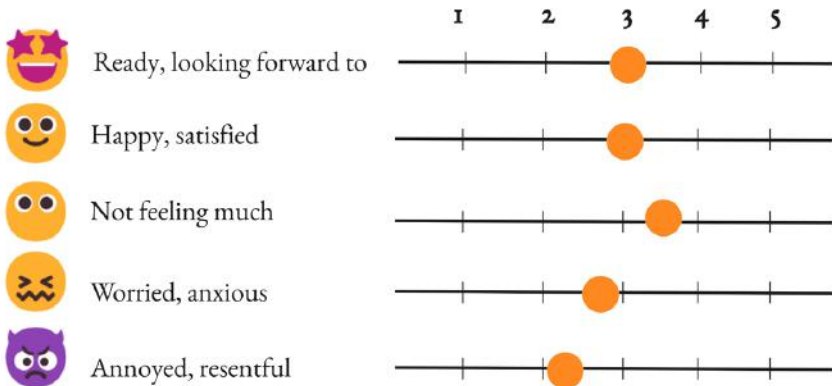
Not understanding
the professor's
English

Not catching the
professional
terms

Worried that EMI
courses will have a bad
effect on my study

Using English to
communicate

Q: What do you feel about EMI courses?
(5 being your feelings well-described, 1 being poorly-described)



Regarding students' emotional reactions towards EMI courses, we observed the following:

Despite students' concerns about using English, such as apprehensions about understanding professional terms, comprehending spoken English, or speaking in English, it is interesting to note that students' negative emotions towards EMI courses are generally below average. Most students mentioned that EMI courses do not have a significant negative impact on them or that they'd simply go with the flow.

The journey ahead is getting hazy

Should I enroll in EMI? The three pitfalls of course selection

Upon careful examination of the results from the 73 questionnaires, we identified three common pitfalls that you may encounter during the course selection process:



Pitfall 1: Unable to find information about EMI

Students primarily relied on the course registration system to obtain course details. However, some professors do not provide EMI course syllabi through the system. Moreover, many students were hesitant to approach professors or their respective departments for inquiries, resulting in a lack of communication regarding EMI course-related information. Additionally, if students turn to social media platforms like Facebook or Dcard for information, they would find limited EMI-related resources or positive experiences shared. As a result, you may find yourself filled with uncertainty and demotivation when it comes to taking EMI courses.



Pitfall 2: Absence of motivations

Most students stated that they took EMI courses only because they were mandatory. Moreover, after cross-referencing survey responses, we discovered that students with higher English proficiency (B2 level and above) did not necessarily prefer EMI courses. This implies that for most students, English-taught courses are only for language improvement. Students may not have realized that EMI courses actually offer far more benefits than improving their English proficiency.



Pitfall 3: Having mixed feelings about EMI, is it a yes or a no?

From the survey results, we observed that students with relatively lower English proficiency (below B1 level) expressed a desire to improve their English skills through EMI courses. However, they might have concerns regarding their understanding of English materials and technical terms. Even students with relatively higher English proficiency (B2 level and above) might feel hesitant to express themselves in English and fear making mistakes. Overall, regardless of the reasons for choosing EMI courses, most students are likely to experience a sense of anxiety and uncertainty about what lies ahead.

Do you also encounter these three pitfalls when selecting courses?

It feels like walking on a tightrope, where a single misstep can cause you to stumble and miss the opportunity to embrace EMI courses.

If you have already fallen into the trap, don't worry. That's why we have prepared solutions for you.

Feel free to turn to **The Solution Toast** chapter. Savor each slice of solution toast and free yourself from the clutches of the trap!

The journey ahead is getting hazy


Feeling this way in an EMI course?

Did you voluntarily choose to join EMI courses?

We believe that most students, during course selection (or even after the semester begins), are shocked to discover: "What! This mandatory course is taught in English!"

Regardless of the reasons that led you to EMI courses, once your English-taught courses begin, a sense of confusion starts to haunt you. It's like suddenly embarking on a mysterious journey, where the destination is unclear and your heart feels inexplicably strange. Yet, you must try to take each step toward the exit.

Remember, you are never alone!





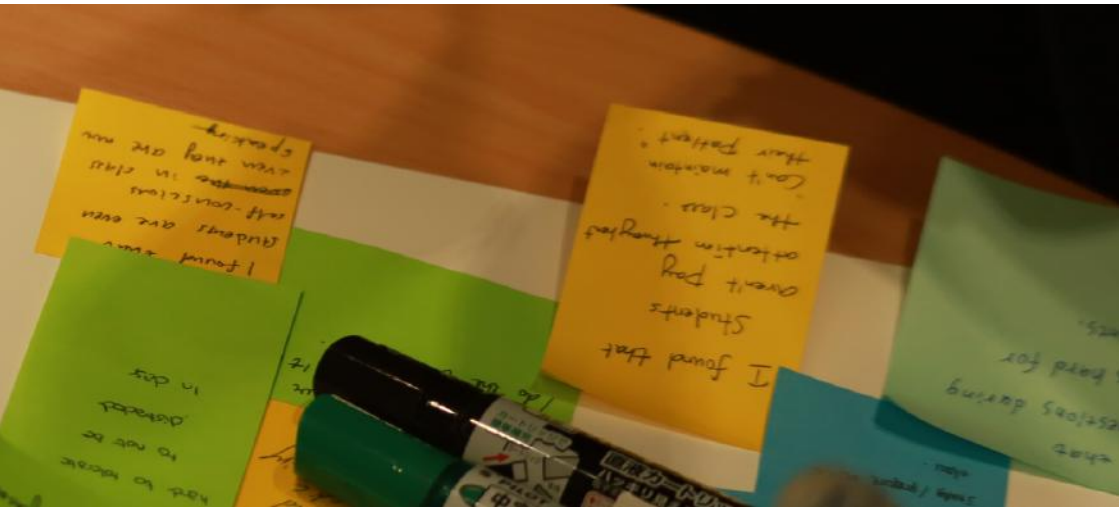
In March 2023, we conducted in-depth interviews with six local students from our campus who were taking EMI courses, aiming to gain a better understanding of their feelings and the difficulties they faced in class. Based on the students' authentic feedback and campus observations, we have integrated their learning experiences into a journey graphic for you.

For those who have already embarked on this journey, where are you now?

And for those who are still hesitating at the starting point, are you curious to see what will happen next?

If you have already found yourself lost in the EMI journey or feel that you might get lost soon, feel free to jump to The Solution Toast chapter and discover the tools that can help you overcome the challenges of EMI learning.

On the next page, let us accompany you through the EMI learning journey!



The journey ahead is getting hazy

Feeling this way in an EMI course?



About to speak



Who's next?



What English is this?



Finding my courage

Scared of making grammar and vocab mistakes



It's so weird to switch into English while we use Chinese normally



Speaking in English

Do you really understand me?



Done with my speech

If not required, let's just stick to Chinese



Class dismissed



It's more efficient to study alone



Perfect match: 2x playspeed + slides



A whole hundred pages of English slides...here we go



Find yourself a self-rescue kit

The Solution Toast

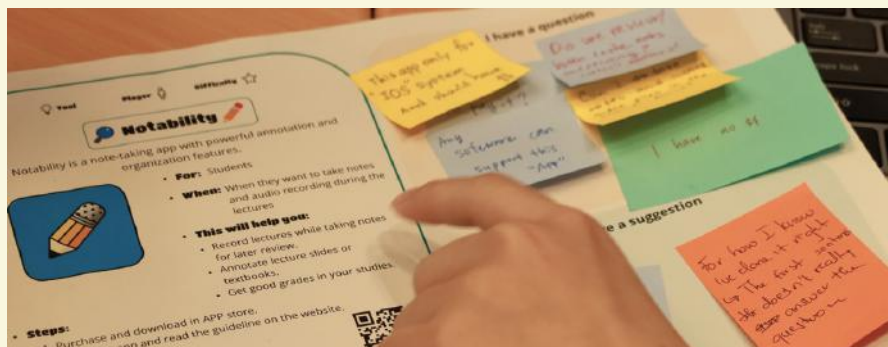
Reaching this point, do you also feel the tension and anxiety in the EMI learning journey? I believe you must be very curious: So, what can we do when feeling lost in EMI courses?

In fact, all the negative feelings you may experience in EMI courses often stem from a lack of familiarity or confidence. However, as long as you are willing to start with small changes and persevere, you will discover that EMI courses are not as scary as it seems!

How can you do it? Let the Solution Toasts guide you!

In the following pages, you will find 18 slices of Solution Toast. Each represents a solution to help you tackle various challenges during EMI courses.

Every solution is an original idea from the 12 TAs, and was refined through testing and revisions, eventually resulting in the Solution Toasts that we present to you.



How to Use Solution Toast

Solutions Toast comes in three different flavors, each representing a different type of solution:



Tool Toast

A resource that can be used independently



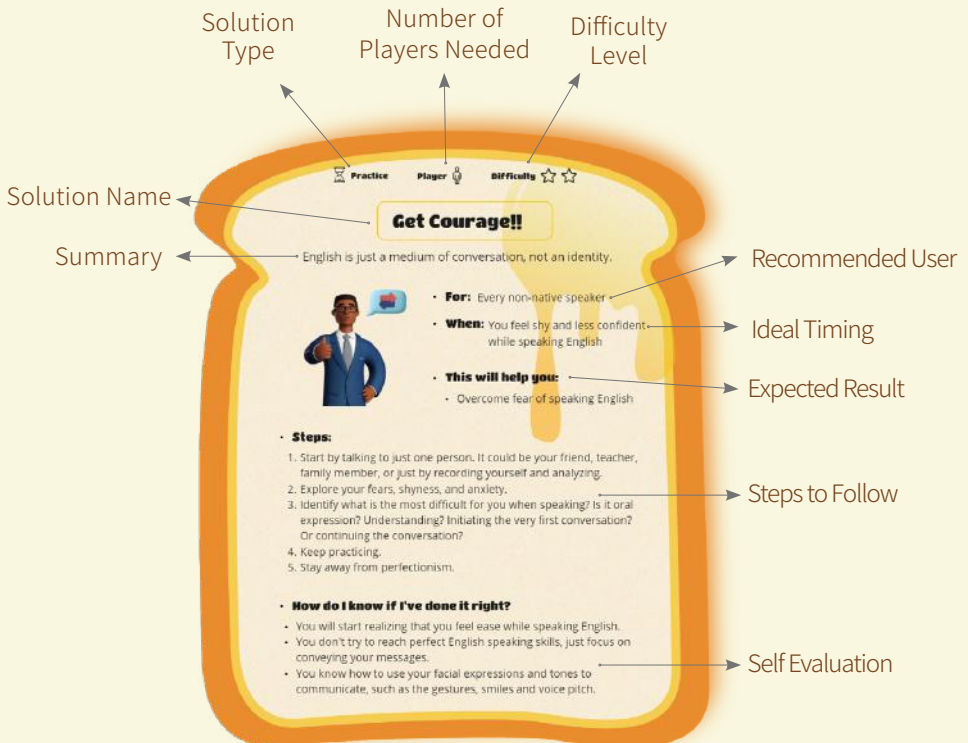
Practice Toast

A day-to-day action to develop good habits



Game Toast

An enjoyable activity to do with friends



Find yourself a self-rescue kit

The Solution Toast

On each Solution Toast, you will discover the recommended individuals to involve, the ideal timing, the steps to follow, and the expected outcomes of each solution.



Finding Courage



I Don't Care, It's My Life
p.30



Just Do It!
p.31



Get Courage!!
p.32



Collecting EMI Info



Take the First Step
p.33



A Talk A Day
p.34



English Vocab



Learn from Netflix
p.35



A Word A Day
p.36



Funglish
p.37



Bananagrams
p.38



When you're ready, empower yourself with the Solution Toasts and navigate your EMI course journey with confidence and success!



English Speaking



Self-talking
p.39



DiXit in English
p.40



Practice Paradise
p.41



English Chatting Hour
p.42



Study Effectively



Tomato Clock
p.43



Study Together
p.44



Notability
p.45



Evaluating Myself!
p.46



Tick 'em Off
p.47



Finding Courage



Practice

Player



Difficulty



I Don't Care, It's My Life

The most important person in your life is you, so just focus on yourself



- **For:** Students who are scared of using English, because of social judgment
- **When:** You want to interact in English, but feel scared and shy
- **This will help you:**
 - Focus on yourself rather than on the illusory thoughts of others
 - Express your opinion better in English
 - Become more confident

• **Steps:**

1. Register for EMI courses.
2. Think about situations when you were a kid. When you were learning how to walk, talk, swim, or draw, did you care what others will think if you fall, say something wrong, or get your face dirty? No, you didn't. Now, you are a student at NYCU and have a lot of skills.
3. Go to the EMI class. Deeply inhale and exhale 3 times. Tell yourself that you don't care about others, because, in the end, only the result matters.
4. Speak up.
5. Analyze how you feel about this experience of talking in English and try to practice focusing on yourself before each class.

• **How do I know if I've done it right?**

- You feel comfortable talking in English.
- You don't care about what others might think about your language proficiency.

Gain some courage [here](#) ↓





Tool

Player



Difficulty



Just Do It!

This tool will help you to gain courage for EMI courses



• Steps:

1. Check out this [QR code](#) →
2. Find the topic that relates to your obstacles
3. Read the articles, and change your mind
4. Attend related activities to gain more insights




• How do I know if I've done it right?



- You realize the importance of taking EMI courses for your future career
- You are willing to talk and ask questions in English during the class
- You are motivated to study in English



Finding Courage

 Practice

Player 

Difficulty  

Get Courage!!

English is just a medium of conversation, not an identity.



- **For:** Every non-native speaker
- **When:** You feel shy and less confident while speaking English
- **This will help you:**
 - Overcome fear of speaking English

• **Steps:**

1. Start by talking to just one person. It could be your friend, teacher, family member, or just by recording yourself and analyzing.
2. Explore your fears, shyness, and anxiety.
3. Identify what is the most difficult part when speaking. Is it oral expression? Understanding? Initiating the very first conversation? Or continuing the conversation?
4. Keep practicing.
5. Remember that you don't have to be perfect to speak!

• **How do I know if I've done it right?**

- You will start realizing that you feel more comfortable when speaking English.
- You are trying to speak without perfect English.
- You know how to use your facial expressions and tones to communicate, such as gestures, smiles, and voice pitch.



Practice

Player



Difficulty



Take the First Step

Don't shy away from approaching others for help.



- **For:** Students who are shy and reserved
- **When:** You lack supporting information to make decisions when registering for courses.
- **This will help you:**
 - Get access to more information
 - Gain information from the people who have experienced or know more information about a particular topic/subject
- **Steps:**
 1. Find the people who you know who are teaching EMI courses or have registered for the courses before, such as professors, seniors, and TAs.
 2. Prepare your questions, get the courage, and take the first step to approach them.
 3. Ask them for related information about the EMI course and/or their experiences.
 4. Praise yourself for being courageous!
- **How do I know if I've done it right?**
 - You have registered for the courses that best suit you and do not regret your decisions later.
 - You don't have to go through adding and dropping the courses.



Collecting EMI Info



Practice

Player



Difficulty



A Talk A Day

Have a 30-minute chat about EMI course



- **For:** Everyone
- **When:** Before the new semester starts
- **This will help you:**
 - Gain information about EMI course more clearly

• **Steps:**

1. Arrange 30 minutes of free time once per week.
2. Check information on EMI courses on NYCU Course Timetable.
3. After reading the information, you can choose to
 - a. **Talk with partners:** Find partners such as friends, seniors, professors, TAs, and chat with them about EMI courses, including the grading system, syllabus, professors' teaching style, etc.
 - b. **Do it yourself:** collect and read any other information about EMI courses and try to summarize it.
4. Note down at least 5 pieces of the information that you've got.

• **How do I know if I've done it right?**

- You know at least 5 things about EMI courses.
- You can summarize the information about EMI courses.

[NYCU Course Timetable](#) ↓





Practice

Player



Difficulty



Learn from Netflix

Learning English can be fun and not boring!



- **For:** Everyone
- **When:** You feel you want to improve your English in an interesting way
- **This will help you:**
 - Improve your English listening
 - Learn new slang and different English accents

• Steps:

1. Google "Netflix recommendations", or scan the QRcode below to see a list of recommended series and movies.
2. Open Netflix and choose one of the movies or series.
3. Use English subtitles instead of Chinese subtitles.
4. Write down and practice the new words or terms that you learned from the movie.
5. Invite your friends to watch the same movie or series with you, so you can talk about the movie together in English.
6. Enjoy watching movies while learning ;)

• How do I know if I've done it right?

- You get to learn new words, terms, slang, and understand new accents better.
- You do not need subtitles anymore.
- Your English listening improves.

Netflix recommendations [here](#) !

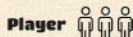




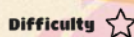
English Vocab



Game



Player



Difficulty

A Word A Day

Learn a new word each day!



- **For:** Everyone
- **When:** Everyday, anytime
- **This will help you:**
 - Improve your English
 - Boost your memory

• **Steps:**

1. Invite 2 friends to play this game together.
2. Each player writes down 5 new words they have learned on a paper strip.
3. Take turns drawing a paper strip, and try to make a sentence with the words on that strip.
4. The player that fails to make a complete sentence will undergo punishment; while the player that completes a sentence will pass and go on to the next player.
5. Check out the free vocab website if you don't know what words to write!

• **How do I know if I've done it right?**


- You learn new words.
- People understand you better and you also understand them more easily.
- You are more confident.

Free vocab website [here](#) ↓





Game



Player



Difficulty

Funglish

A word-guessing game to improve your English fluency.



- **For:** students with intermediate English proficiency
- **When:** Anytime, anywhere
- **This will help you:**
 - Learn more vocabulary

• **Steps:**

1. Buy or borrow a Funglish board game, or go to the board game stores with friends.
2. The game package contains 50 cards (6 words in each card, $50 * 6 = 300$ words to practice), 120 word tiles, an easel, and a sand timer.
3. One player picks a card and give a clue to others, by placing the tile on the easel to find the word on the card. After giving a clue, someone has to flip over the three-minute sand timer to start the round.
4. One card contains 6 words. If the players guess one correct word, the describer says "THAT'S IT!" and moves on to the next word.
5. The describer gets a point for each word someone guessed correctly.
6. If all six words on the card were correctly guessed, the describers get a bonus point and then move it to the next card.

• **How do I know if I've done it right?**

- You play often and you've learned English in a fun way.
- You memorize more English words.
- You overcome your fear when playing this with a group of people.

See the rules [here](#) ↓






English Vocab



Game



Player

Difficulty



Bananagrams

Playing with English words in a fun way!



- **For:** Students who want to have fun in English
- **When:** Anytime, anywhere
- **This will help you:**
 - Learn new words
 - Check your spelling

• Steps:

1. Buy or borrow a Bananagrams board game (you can find it at LLWC on Yang Ming Campus), or go to the board game stores with friends.
2. Learn about the rules.
3. Start the game and try to spell as many English words as you know.
4. When a round is completed, try to tell a silly story with all the finalized words.
5. Just have fun exploring the English vocabulary :)

• How do I know if I've done it right?

- You learn at least one new word in each round.
- You have fun using English.
- You know that learning English can be interesting.

See the rules [here](#) ↓





Practice

Player



Difficulty



Self-talking

Have a short conversation with yourself in English



- **For:** Students who hesitate to speak English
- **When:** In the bathroom or whenever you're alone
- **This will help you:**
 - Express your ideas naturally in an all-English environment

• **Steps:**

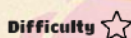

1. Choose a topic. It can be about life, community, classes, or whatever topics you like.
2. Describe something about the topic in English.
3. Note down the thoughts or words that you cannot immediately speak in English during this process.
4. Check the appropriate way to say those ideas in English.
5. Recapitulate the idea in English.

• **How do I know if I've done it right?**

- You find that the correct English term comes to mind instantly when similar thoughts reappear.
- You find that there are decreasing numbers of terms to check when doing this activity.




English Speaking



Dixit in English

3-6 students play the Dixit game in English for fun and practice speaking English



- **For:** Those who like to play board game and need to improve their English speaking
- **When:** You want to have the courage to speak English
- **This will help you:**
 - Practice translating Chinese into English
 - Gain a relaxing way to train the courage of speaking English in front of other people

• **Steps:**

1. Buy or borrow the Dixit board game (you can find it at LLWC on the Yang Ming Campus), or go to the board game stores with friends.
2. Invite your friends to play together in English.
3. Learn about the rules.
4. During each turn, everyone tells a story about the card in English.
5. When it's your turn, note down the words that you don't know how to express, and learn from others' stories during the game and review them after the activity.
6. And you will realize that it is not a big deal to communicate in English!

• **How do I know if I've done it right?**

- You are not afraid of speaking English in front of people.
- You do not care about making grammar mistakes when speaking in English.
- You can react immediately in an English environment.

See the rules [here](#)!





Practice

Player



Difficulty



Practice Paradise

You will learn new English words every week.

Practice
Makes
Perfect

- **For:** Students who want to learn and improve English.
- **When:** Facing difficulty in speaking a complete English sentence.
- **This will help you:**
 - Improve your English vocabulary, listening, and speaking abilities
 - Have confidence in speaking English

• Steps:

1. Watch English movies, web series, cartoons with subtitles, or listen to English songs with lyrics (at least two hours every week).
2. Try to learn as many new words as possible for the week and write down the learned words in a notebook, phone, or sticky note.
3. Try to understand the meaning of the word in your local language. That will help you to memorize quickly and you won't forget easily.
4. Add these new words into your daily conversation to expand your vocabulary.
5. Repeat and keep practicing until you are comfortable to use English.

• How do I know if I've done it right?




- You can use English fluently and confidently in your daily conversation.
- You can watch movies without subtitles.

Do step 1 on [VoiceTube](#) ↓





English Speaking

 **Practice** **Player** + **Difficulty** 

English Chatting Hour

Take your courage and face the easy challenge



- **For:** Students who are afraid of speaking English
 - **When:** You want to practice English speaking
 - **This will help you:**
 - Get your foot in the door of English speaking and listening
 - Gain self-confidence when speaking English in front of others
 - Realize that it's not scary to make mistakes
- **Steps:**
1. Add the LINE of **CBMSE 雙語學習**, and get all the info about bilingual learning.
 2. Sign up for bilingual events such as **English Chat Hour**.
 3. Invite your friends. Attend as many activities as possible.
 4. Catch every chance to chat in English with your friends or people you meet in the events.
 5. You may check the dictionary or translator when you don't know how to express in English (or talk to friends next to you).
 6. Take notes of the new words you learned after chatting.
- **How do I know if I've done it right?**
- You sign up and attend the English Chat Hour activity.
 - You feel free when speaking in English.
 - You don't feel different when you speak English.
 - You don't feel embarrassed when making grammar mistakes.

CBMSE 雙語學習 LINE ↓





Tool

Player



Difficulty



Tomato Clock

Tomato Clock keeps you focused and motivated.



- **For:** Everyone
- **When:** You want to focus
- **This will help you:**
 - Keep focus
 - Manage productivity
 - Provide information for future self-observation and improvement

• Steps:

1. Add the browser extension for Tomato Clock, or simply search "Tomato Clock" on YouTube.
2. Determine your task to be done.
3. Set Tomato Clock to 25 minutes, which has been proven to be the perfect length of time to help you not procrastinate and be productive.
4. Work on your task until the timer prompts you to record a tomato.
5. Take a short break for 3-5 minutes.
6. Take a long break for 15-30 minutes for every four tomatoes.

• How do I know if I've done it right?

- You complete all the tasks in the schedule.
- You are not anxious about time.
- You feel a sense of achievement after seeing the records.
- You find your own optimal focus time.

Find Chrome extension [here](#)!






Study Effectively


 **Tool**

Player 

Difficulty 

Study Together

Online study group. Learn faster, stress less!



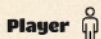
- **For:** Students who don't want to study alone
- **When:** Any time, at least once a week
- **This will help you:**
 - Discuss lecture notes
 - Work on homework
 - Converse or practice grammar
 - Review for exams
- **Steps:**
 1. Go to [Study Together](#).
 2. Choose the course you need more help on.
 3. Choose a study group you want to join, or choose a solo study room.
 4. Study together with a group of students online.
 5. Get help if you need it.
 6. Have fun and enjoy others' company while studying!
- **How do I know if I've done it right?**
 - You understand the topic more and your grade improves.
 - You learn new study habits.
 - You feel more motivated.
 - You feel less anxiety during exams.

Go to the website [here](#)!





Tool



Player



Difficulty

Notability

Notability is a note-taking app with powerful annotation and organization features.



- **For:** Students
- **When:** You want to take notes and record audio during the lectures
- **This will help you:**
 - Record lectures while taking notes for later review
 - Make comments on lecture slides or textbooks
 - Get good grades in your studies
- **Steps:**
 1. Scan the QR code to go to the website. Read and get to know the functions of Notability.
 2. Install the app on your phone or tablet (free trial available).
 3. During class, use Notability to record the lecture and take notes at the same time.
 4. Enjoy the better experience of taking notes!
- **How do I know if I've done it right?**
 - You can review the course effectively.
 - You can concentrate on the lesson and will not worry about taking notes in time.
 - You see improvement in your grades.

Find Notability [here!](#)





Study Effectively



Practice

Player 

Difficulty 

Evaluating Myself!




Improvement is the key to success!
Focusing on your own improvement is even better!



- **For:** Everyone
- **When:** At the end of the semester
- **This will help you:**
 - Not compare with others
 - Focus on your own progress
 - See your improvements over time

• **Steps:**

1. Do a self-evaluation at the end of the semester.
2. Evaluate your own performance at the beginning, middle, and end of a class.
3. Use the sheet below. Add any extra evaluating points if you want!
4. You will get to see your own progress as time goes by.
5. After you evaluate yourself, you can go to other Solution Toast to improve your weakness!

| POINTS(1-10) | BEFORE THE SEMESTER | POST MID-TERM EXAMINATION | POST FINAL |
|---------------------|---|---|---|
| UNDERSTANDING | | | |
| SPEAKING FLUENCY | | | |
| WRITING SKILLS | | | |
| ATTITUDE | | | |
| OVERALL PERFORMANCE | | | |
| OVERALL FEELING |  |  |  |

• **How do I know if I've done it right?**

- You do not care about other people's performance anymore.
- You focus on your own performance only.
- You try to improve as much as possible!



Practice

Player



Difficulty



Tick 'em Off

If your tasks pile up, make a to-do list and tick 'em off!



- **For:** Students with a lot of tasks piling up
- **When:** You know that you **NEED** to finish these tasks but you feel too lazy or overwhelmed to work on any.
- **This will help you:**
 - Finish each task
 - Feel accomplished every single time

• **Steps:**

1. Create a to-do list of all the tasks that you need to accomplish, either on paper or using an app.
2. Prioritize your tasks based on their deadlines, level of importance, level of difficulty, or your own personal preferences.
3. Assign an order to each task, such as “first”, “second”, or “third”, based on their priority.
4. Begin working on the first task on your list.
5. Once you've completed the task, mark it as done and take a moment to celebrate your accomplishment 🎉.
6. Move on to the next task on your list and repeat the process until all tasks are completed.

• **How do I know if I've done it right?**

- You can prioritize your tasks effectively.
- You can overcome your laziness to achieve your goals.

You might relate to [this](#) ↓



Postscript

Thank you for reading through this EMI Guidebook!

We are glad to have accompanied you on this journey of facing EMI courses.

Whenever you feel lost in the future, please don't forget the various possibilities offered by Solution Toasts. Also, remember that:

You are not alone.

You may have just underestimated yourself.

It's a big world out there. EMI courses are only one of the doors to the world, and it's up to you to open it or not.

Take the blessings from the TAs on the right, and enjoy your journey ahead!

After reading...

For EMI courses info



CBMSE Official Website

See our bilingual events



Bilingual Learning
Youtube Channel

Stay tuned



Bilingual Learning
Official LINE Account

Say something to us!



Feedback Form



“If you don't try, you'll never know.”

“I'm proud of you. Keep going, I know you can do it!”



“It's worth a shot.”

“Help will always be provided to those who ask for it.”



“Step out of your comfort zone, you won't regret it!”

“The first step to success is believing.”



“Believe you can and you're halfway there!”

“DON't quIT”



“Unlock your potentials, Open doors to the world.”

“It's okay to not be okay.”



“Whee~”

“You are never wrong to do the right thing.”



Appendix

1. English Proficiency Test and CEFR Level Comparison Table

Source: official websites of English Proficiency Tests

| CEFR 國際語言 能力指標 | BESTEP 培力英檢 | | GEPT 全民英檢 | TOEIC 多益測驗 | | TOEFL 托福 | | IELTS 雅思 | CSEPT 大專校院英語能力 | |
|---|----------------|---------|--------------|---------------|-------|-------------|-----|-------------|-------------------|---------|
| | 口說 | 寫作 | 初試+複試 | 聽力+閱讀 | 口說+寫作 | IITP | iBT | | 第一級 | 第二級 |
| A2 (基礎級) Waystage | 150-225 | 150-225 | 初級 | 225 | 160 | 337 | | 3 以上 | 130-169 | 120-179 |
| B1 (進階級) Threshold | 230-275 | 230-275 | 中級 | 550 | 240 | 460 | 42 | 4 以上 | 170-240 | 180-239 |
| B2 (高階級) Vantage | 280-325 | 280-325 | 中高級 | 785 | 310 | 543 | 72 | 5.5 以上 | | 240-360 |
| C1 (流利級) Effective Operational Proficiency | 330-360 | 330-360 | 高級 | 945 | 360 | 627 | 95 | 6.5 以上 | | |
| C2 (精通級) Mastery | | | 優級 | | | | | 7.5 以上 | | |

References

- The Program on Bilingual Education for Students in College (BEST), Ministry of Education

Source: <https://best.twaea.org.tw/>

Credits

- Illustration by Icons 8 from Ouch!
Source: <https://icons8.com/illustrations>
- Illustration by Flaticon
Source: <https://www.flaticon.com/>
- Illustration by Open Peeps by Pablo Stanley
Source: <https://www.openpeeps.com/>
- Emoji by Unicode
- QR Code by Google Chrome

Unboxing EMI Courses: Your Guidebook

Produced by Dean Chun-Li Lin
Produced in College of Biomedical Science and Engineering,
National Yang Ming Chiao Tung University
Published by Bilingual Education Promotion Task Force
Published in July 2023

Executive Director Senior Vice President Shun-Hua Wei
Principal Investigator Dean Chun-Li Lin
Program Director Associate Professor Chia-Feng Lu
Editor in Chief Assistant Professor Yu-Chieh Jill Kao
Managing Editor Jessi Chen
Associate Editor Loh Jit Kai
Executive Editor Nancy Yeh, Raymond Shen
Graphic Design Rebecca Wey, Jessi Chen
Editing Team Anastasiia Palamarchuk, Avery Kuo, Charlotte Chen,
Chiao-Wan Hsiao, Chien-Yi Liao, Elizabeth Ndimulunde,
Ingrid Wu, Kishore Krishnagiri Manoj Doss,
Nguyen Dang Khoa, Piyathida Tawornparcha,
Samarth Gupta, Shania Foustine

CBMSE Bilingual Education Promotion Task Force

Address: Room A330, Experimental Building, No. 155, Sec. 2, Linong Street,
Beitou District, Taipei City, Taiwan

Tel: 02-2826-7000 #65357

Email: bmse.emi@gmail.com



BILINGUAL
EDUCATION



國立陽明交通大學

NATIONAL YANG MING CHIAO TUNG UNIVERSITY

