

2026 Yearbook
The APBA Baseball League

TABL

Buffalo
wins the
Title



TABLE OF CONTENTS

TABL WORLD CHAMPIONS	3
2025 TABL WORLD SERIES.....	4
2025 TABL WORLD SERIES STATISTICS.....	8
2025 TABL PLAYOFF RESULTS	9
2025 TABL PLAYOFF SUMMARY	10
2025 REGULAR SEASON WRAP-UP	15
TABL Complete Game No-Hitters/Perfect Games (97) and 20/20 Seasons (10)	39
AMERICAN CONFERENCE TEAM STATISTICS	40
AMERICAN CONFERENCE PLAYER AND PITCHER OF THE YEAR	41
AMERICAN CONFERENCE BATTING LEADERS	43
AMERICAN CONFERENCE PITCHING LEADERS.....	44
NATIONAL CONFERENCE TEAM STATISTICS	55
NATIONAL CONFERENCE PLAYER AND PITCHER OF THE YEAR	56
NATIONAL CONFERENCE BATTING LEADERS.....	58
NATIONAL CONFERENCE PITCHING LEADERS	59
2025 ROOKIE DRAFT	70
2025 FREE AGENT DRAFT.....	72
2025 TABL TRADES	72
2025 WAIVER CLAIMS	75
2025 WAIVERS.....	75
2025 TABL SCRAP PILE PICKUPS	77
2025 RETIREMENT WAIVERS.....	77
TABL HALL OF FAME	78
The TABL Archives – over 40,000 scoresheets?	79
The Return of Jerry!	84
2025 AC Results.....	88
2025 NC Results	90
2025 TABL CONVENTION – August 2025	92

THE APBA BASEBALL LEAGUE 2026 YEARBOOK

Alan Speidel and Chris Orlando, editors

Contributors: Royce Jackson, Tony Kontokanis, Adam Lewis, Paul Lewis, Mark Meiklejohn, Steve Ouellette, Jerry James, Dave Speidel, Hugue St-John, Dan Harlan

TABL WORLD CHAMPIONS

Year	Team	Owner	World Series Result
1968	San Francisco Seals	Ed Weinberg	N/A
1969	Gimli Black Steers	Alan Speidel	N/A
1970	San Mateo Pioneers	Len Gaydos	5-1 over Philadelphia Quakers
1971	Gimli Black Steers	Alan Speidel	5-1 over Minnesota Loons
1972	San Mateo Pioneers	Len Gaydos	5-3 over Minneapolis Millers
1973	Minnesota Loons	Alan Speidel	5-4 over Gimli Black Steers
1974	New York Giants	Dave Hull	5-4 over Gimli Black Steers
1975	Gimli Black Steers	Alan Speidel	5-4 over San Francisco Bays
1976	Minneapolis Millers	Mark Zelenovich	5-1 over New York Giants
1977	Gimli Black Steers	Alan Speidel	5-0 over Boston Bruins
1978	Brooklyn Dodgers	Dick Gilbert	5-4 over New York Giants
1979	San Francisco Bays	John Rossello	5-1 over Minneapolis Millers
1980	Pittsburgh Hornets	Steve Graybow	5-4 over San Francisco Bays
1981	San Francisco Bays	John Rossello	5-4 over New York Giants
1982	San Francisco Bays	John Rossello	5-0 over New York Giants
1983	New York Giants	Jeff Klein	5-4 over St. Louis Browns
1984	Minneapolis Millers	Mark Zelenovich	5-3 over Gimli Black Steers
1985	Boston Bruins	Dick Williams	5-4 over Pittsburgh Hornets
1986	St. Louis Browns	Dave Ouellette	5-2 over Brooklyn Panthers
1987	Toronto Beavers	Bruce Isphording	5-4 over Atlanta Crackers
1988	Chicago Black Steers	Alan Speidel	5-3 over Brooklyn Panthers
1989	Brooklyn Panthers	Paul Lewis	5-2 over Boston Bruins
1990	New York Giants	Jeff Klein	5-1 over Dallas Bucks
1991	Brooklyn Panthers	Paul Lewis	5-3 over Philadelphia Colonials
1992	Boston Bruins	Dick Williams	5-2 over Philadelphia Colonials
1993	New York Giants	Jeff Klein	5-1 over Chicago Black Steers
1994	San Francisco Bays	Jeff Klein	5-3 over Toronto Beavers
1995	Chicago Black Steers	Alan Speidel	4-2 over Toronto Beavers
1996	Chicago Black Steers	Alan Speidel	4-3 over Brooklyn Panthers
1997	Houston Buffalos	Royce Jackson	4-1 over Boston Bruins
1998	Seattle Mounties	Dave Ouellette	4-3 over Chicago Black Steers
1999	Chicago Black Steers	Alan Speidel	4-3 over Cincinnati Seals
2000	Cincinnati Seals	league	4-1 over Cleveland Hornets
2001	Philadelphia Stars	Dick Williams	4-1 over Atlanta Crackers
2002	San Diego Friars	Jerry James	4-1 over Cincinnati Seals
2003	Buffalo Braves	Mark Meiklejohn	4-0 over Boston Bruins
2004	New York Giants	Jon Thibaudeau	4-3 over Las Vegas Gamblers
2005	Philadelphia Stars	Dick Williams	4-0 over Chicago Black Steers
2006	Buffalo Braves	Mark Meiklejohn	4-1 over Chicago Black Steers
2007	Cleveland Hornets	Jon Thibaudeau	4-3 over Buffalo Braves
2008	Buffalo Braves	Mark Meiklejohn	4-2 over Cleveland Hornets
2009	Buffalo Braves	Mark Meiklejohn	4-1 over San Francisco Bays
2010	Denver SkySharks	Steve Ouellette	4-3 over Miami Hawks
2011	Miami Hawks	Mark Meiklejohn	4-1 over Houston Buffalos
2012	Toronto Beavers	Jim Tate	4-1 over Miami Hawks
2013	San Francisco Bays	Steve Ouellette	4-2 over Dallas Bucks
2014	Miami Hawks	Mark Meiklejohn	4-1 over Brooklyn Panthers
2015	Las Vegas Gamblers	Adam Lewis	4-0 over Cincinnati River Dogs
2016	Cleveland Hornets	Jon Thibaudeau	4-0 over Cincinnati River Dogs
2017	Houston Buffalos	Tony Kontokanis	4-1 over Cleveland Hornets
2018	Brooklyn Panthers	Paul Lewis	4-1 over San Francisco Bays
2019	Toronto Beavers	Hugue St-Jean	4-2 over Chicago Black Steers
2020	San Diego Friars	Dave Speidel	4-0 over Brooklyn Panthers
2021	San Diego Friars	Dave Speidel	4-1 over Brooklyn Panthers
2022	Denver SkySharks	Steve Ouellette	4-2 over St Louis Browns
2023	Minneapolis Millers	Chris Orlando	4-2 over New York Orphans
2024	New York Giants	Alan Speidel	4-3 over San Francisco Bays
2025	Buffalo Braves	Mark Meiklejohn	4-0 over San Diego Friars

2025 TABL WORLD SERIES

Buffalo's Braves Return to the Top

The Buffalo Braves are the 2025 TABL champions.

Back in 2009, when the Braves left the field with their third trophy over a four-year stretch, nobody would have guessed that it would be 16 years before Buffalo would appear in the World Series again.

And they nearly didn't make it. Buffalo had to survive five elimination games in the tough American Conference playoffs this autumn. But once in the Series, the Braves left nothing to chance, sweeping the San Diego Friars in four straight.

Buffalo pitching posted a 0.75 ERA in the fall classic, and the Braves' hitting was not great, but adequate. The Braves used 12 pitchers in the Series and ten of them allowed zero runs. Randy Arozarena was named the Series MVP. Arozarena posted a .357/.471/.929 slash, and while he had only 5 hits, 4 were for extra bases and all were timely. San Diego just could not get the bats going, not at all - the team OPS was a paltry .465 and the Friars managed only a total of 4 runs scored in the 4 games.

This was such an improbable run for the Braves. Ownership came into this season with no expectations. During the early part of the season the club appeared to be playing over its head. It was a good team, but hardly good enough. Bryan Woo (7-2, 1.21) was called up after Block 2 and after Block 3, Buffalo was able to swing a deal to bring in Chris Sale (3-0, 1.07) and Joe Jimenez (2-0, 1.00) as well as adding Romy Gonzalez. Wins started piling up.

The first round playoff series against the Panthers was crazy and not without controversy. Down 3 games to 1, Buffalo fought back and advanced, but along the way they lost the services of Woo, arguably their best pitcher. The series with New York ended in two absolutely wild finishes. Bryson Stott walked it off in Game 6 with a 2-run HR in the bottom of the 9th. And in game 7, the Braves rallied from a 9-3 deficit to win the conference finals. After the New York series, it seemed that maybe this was a team of destiny.

Sale dominated the Series opener, throwing 8 shutout innings. Willy Adames and Alec Bohm hit back-to-back homers off Friar ace Zac Gallen in the 5th inning, accounting for the game's only 2 runs. A 6-2 win in the second game behind Bryce Miller and five relievers sent the Series to the West Coast with the Braves up two-zip. Arozarena's two-run homer in the 3rd inning got Buffalo moving in the right direction.

Game 3 would match Garrett Crochet against San Diego's Tyler Glasnow.

Buffalo Braves Blank Friars, Take 3–0 Stranglehold on World Series

SAN DIEGO — September 30, 2025 The Buffalo Braves are one win away from a championship. Behind clutch home runs from Randy Arozarena and Christian Yelich, and a pitching staff that silenced San Diego’s bats yet again, Buffalo defeated the Friars 2–0 Tuesday afternoon to seize a commanding 3–0 lead in the TABL World Series.

It was another nightmarish outing for San Diego’s offense, which has now failed to score in two of the three games. Tyler Glasnow gave the Friars a fighting chance with 5.1 innings of three-hit ball, but the bats never backed him up. Buffalo’s Garrett Crochet matched him pitch for pitch, striking out eight over six innings before handing the ball to the bullpen.

Turning Point: The Seventh-Inning Meltdown

The Friars finally had a chance to break through in the bottom of the seventh. Isaac Paredes doubled into the right-field gap, and Victor Robles followed with a walk. With runners on first and second and nobody out, San Diego had its best scoring opportunity of the Series.

But second baseman Michael Massey failed to execute the sacrifice bunt, fouling off two attempts before striking out. Then, in a stunning lapse, pinch runner Andres Gimenez was picked off straying too far from second base. The rally fizzled, and catcher Freddy Fermin struck out to end the inning.

That sequence epitomized San Diego’s futility: a golden chance squandered by fundamental mistakes.

Buffalo Seizes the Moment

In the top of the eighth, Arozarena finally broke the scoreless deadlock, launching a solo shot off Raisel Iglesias to put Buffalo ahead 1–0. One inning later, Yelich added insurance with a towering blast to right-center, sealing the Braves’ 2–0 victory.

Blake Treinen closed the door in the ninth, retiring Mike Yastrzemski, Casey Schmitt, and Robles in order for the save.

<u>Team</u>	<u>1</u>	<u>2</u>	<u>3</u>	<u>4</u>	<u>5</u>	<u>6</u>	<u>7</u>	<u>8</u>	<u>9</u>	<u>R</u>	<u>H</u>	<u>E</u>	<u>LOB</u>	<u>DP</u>
Buffalo Braves	0	0	0	0	0	0	1	1	2	5	2	5		0
San Diego Friars	0	0	0	0	0	0	0	0	0	4	0	7		1

BUFFALO FINISHES THE JOB

BRAVES SWEEP SAN DIEGO, CLAIM TABL WORLD SERIES TITLE

By Ken A.I. Rosenthal

SAN DIEGO — The Buffalo Braves never blinked. Not in the first inning, when they loaded the bases with no outs and immediately applied pressure. Not in the middle innings, when San Diego briefly seized momentum. And certainly not in the late frames, when the Braves did what they've done all postseason: execute, outlast, and overwhelm.

With a 5–2 win in Game 4 on Thursday night, Buffalo completed a commanding sweep of the TABL World Series, capturing the franchise's first championship in over a decade behind a relentless lineup and a bullpen that authored three innings of spotless, suffocating work.

The final outs played out in a stadium heavy with resignation. The Friars, facing elimination, mustered only scattered threats after the third inning. Buffalo's relievers — Adam, Treinen, and the indefatigable Aaron Bummer — retired the last nine San Diego batters in order. By the time Blake Treinen induced the final routine out, Buffalo's dugout was already spilling onto the field, gloves tossed skyward, players converging in a jubilant swarm.

"We knew what was at stake," Braves outfielder Julio Rodríguez said. "Every inning, every pitch, we felt like we had control of the game." They did. Almost from pitch one.

Buffalo Sets the Tone Early

The Braves scored immediately in the first. Randy Arozarena walked, advanced to third on a sharp single by Jackson Merrill, and scored on a deep sacrifice fly by Josh Naylor. Arozarena's aggressive read on the throw home set the tone — Buffalo didn't just want a lead. They wanted San Diego uneasy.

But the game would shift in the third inning. Sonny Gray, cruising early, unraveled as San Diego strung together four hits. Seiya Suzuki tied the game with a sharp grounder that skipped past Willy Adames, and Joc Pederson singled to left to give the Friars a 2–1 lead. Petco Park finally found its voice.

It lasted six batters.

Bullpen War Turns Buffalo's Way

Buffalo's bullpen was the difference — not only in the game, but in the series.

Joe Jiménez replaced Gray in the third and immediately extinguished a bases-loaded threat with a crisp 1–2–3 double play. Greg Weissert bridged the fifth. And in the sixth, after William Contreras ripped a leadoff double, Rodríguez pulled Buffalo even with a clean single through the left side.

From there, Buffalo simply waited for San Diego’s bullpen to break. In the seventh, they pressed the advantage. Alec Bohm opened the inning with a ringing double off the right-center wall. Bryson Stott was hit on the hand, and Arozarena followed with a flare that dropped into shallow right, scoring Bohm for a 3–2 Buffalo lead. The Braves would add two more in the eighth on a pair of disciplined, lengthening at-bats that mirrored the patient, punishing approach they displayed all season.

The Final Push

By the time San Diego came to bat in the eighth and ninth, the Friars were down three runs and out of answers. Buffalo countered with Jason Adam and Blake Treinen, who combined to strike out five of the final six batters. Treinen stood on the mound, fist lifted toward the night sky, as Buffalo’s dugout emptied. The Braves had done it — decisively, methodically, almost ruthlessly.

A Championship, a Collapse, and a Quote

For Buffalo, the sweep was the culmination of a season built on depth and steadiness. They won with power, yes — Rodríguez and Bohm accounted for five of the team’s nine hits — but they also won with defensive precision, timely base-running, and bullpen execution that bordered on mechanical. San Diego, meanwhile, must confront a World Series defined by missed chances, thin late-game pitching, and the cruel timing of every stumble. Afterward, the clubhouse was silent. The only public comment from ownership?

“Relievers are stupid.” A short sentence. A long winter ahead.

<u>Team</u>	<u>1</u>	<u>2</u>	<u>3</u>	<u>4</u>	<u>5</u>	<u>6</u>	<u>7</u>	<u>8</u>	<u>9</u>	<u>R</u>	<u>H</u>	<u>E</u>	<u>LOB</u>	<u>DP</u>
Buffalo Braves	1	0	0	0	1	1	2	0	5	9	1	8		1
San Diego Friars	0	0	2	0	0	0	0	0	2	8	0	8		0
WP - Aaron Bummer														
LP - Kenley Jansen														
SV - Blake Treinen														

2025 TABL WORLD SERIES STATISTICS

***** San Diego Friars TEAM REPORT *****

NAME	AVG	G	AB	R	H	2B	3B	HR	RBI	SLG	OBP	BB	SO	SB	CS
HARPER,Br	.333	4	15	1	5	0	0	1	1	.533	.375	1	6	0	0
FERMIN,Fr	.273	4	11	1	3	0	0	0	0	.273	.333	1	3	0	0
SUZUKI,Se	.250	4	16	0	4	2	0	0	1	.375	.250	0	6	0	0
CORREA,Ca	.188	4	16	0	3	1	0	0	0	.250	.188	0	8	0	0
OHTANI,Sh	.176	4	17	1	3	0	0	0	0	.176	.176	0	8	0	0
PARADES,Is	.154	4	13	0	2	1	0	0	0	.231	.267	2	2	0	0
PEDERSON,Jo	.143	4	14	0	2	0	0	0	1	.143	.200	1	5	0	0
ROBLES,Vi	.143	3	7	0	1	0	0	0	0	.143	.250	1	1	2	0
YASTRZEMSKI,	.111	4	9	1	1	1	0	0	0	.222	.200	1	1	0	0
BART,Jo	.000	1	1	0	0	0	0	0	0	.000	.000	0	1	0	0
MASSEY,Mi	.000	4	12	0	0	0	0	0	0	.000	.000	0	3	0	0
SCHMITT,Ca	.000	1	1	0	0	0	0	0	0	.000	.000	0	0	0	0

TOTALS	.182	4	132	4	24	5	0	1	3	.242	.223	7	44	2	0
--------	------	---	-----	---	----	---	---	---	---	------	------	---	----	---	---

PITCHING	ERA	W	L	SV	G	GS	CG	SHO	QS	IP	R	ER	H	HR	SO	BB	HB	BK	WP
JAX,Gr	0.00	0	0	0	3	0	0	0	0	3.2	0	0	2	0	1	1	0	0	0
GLASNOW,Ty	0.00	0	0	0	1	1	0	0	0	5.1	0	0	3	0	4	3	0	0	0
FARMER,Bu	0.00	0	0	0	1	0	0	0	0	1.0	0	0	0	0	1	1	0	0	0
CABRERA,Ge	0.00	0	0	0	3	0	0	0	0	2.2	0	0	2	0	1	0	0	0	0
GALLEN,Za	3.60	0	1	0	1	1	0	0	0	5.0	2	2	5	2	6	0	1	0	0
BLANCO,Ro	3.60	0	0	0	1	1	0	0	0	5.0	2	2	4	0	3	2	0	0	0
HEANEY,An	4.50	0	0	0	1	0	0	0	0	2.0	1	1	1	0	2	0	0	0	0
JANSEN,Ke	4.50	0	1	0	2	0	0	0	0	2.0	1	1	4	0	1	0	1	0	0
ROSS,Jo	9.00	0	0	0	1	0	0	0	0	1.0	1	1	2	0	2	0	0	0	0
CASTILLO,LM	10.80	0	1	0	1	1	0	0	0	3.1	4	4	6	1	1	0	0	0	0
IGLESIAS,Ra	12.00	0	1	0	2	0	0	0	0	3.0	4	4	4	2	1	1	0	0	0

TOTALS	3.97		4		17		0		0	15		33		23		2		0	
		0		0		4		0		34.0		15		5		8		0	

***** Buffalo Braves TEAM REPORT *****

NAME	AVG	G	AB	R	H	2B	3B	HR	RBI	SLG	OBP	BB	SO	SB	CS
CONTRERAS,Wi	.400	4	15	1	6	4	0	0	1	.667	.438	1	2	0	0
RODRIGUEZ,Ju	.375	4	16	2	6	1	0	0	2	.438	.375	0	3	0	0
AROZARENA,Ra	.357	4	14	4	5	2	0	2	4	.929	.471	3	1	0	0
BOHM,Al	.308	4	13	2	4	2	0	1	3	.692	.357	1	1	0	0
YELICH,Ch	.286	4	14	3	4	0	0	1	1	.500	.333	1	3	0	0
STOTT,Br	.231	4	13	1	3	0	0	0	1	.231	.286	0	3	1	0
ADAMES,Wi	.214	4	14	2	3	1	0	1	2	.500	.267	1	3	0	0
NAYLOR,Jo	.067	4	15	0	1	0	0	0	1	.067	.125	0	3	0	0
MERRILL,Ja	.063	4	16	0	1	0	0	0	0	.063	.118	1	4	0	0

TOTALS	.254	4	130	15	33	10	0	5	15	.446	.307	8	23	1	0
--------	------	---	-----	----	----	----	---	---	----	------	------	---	----	---	---

PITCHING	ERA	W	L	SV	G	GS	CG	SHO	QS	IP	R	ER	H	HR	SO	BB	HB	BK	WP
SALE,Ch	0.00	1	0	0	1	1	0	0	1	8.0	0	0	7	0	7	1	0	0	0
YARBROUGH,R	0.00	1	0	0	1	0	0	0	0	1.2	0	0	1	0	3	0	0	0	0
CROCHET,Ga	0.00	0	0	0	1	1	0	0	1	6.0	0	0	3	0	8	2	0	0	0
CANO,Ye	0.00	0	0	0	1	0	0	0	0	0.1	0	0	0	0	0	1	0	0	0
KERKERING,O	0.00	0	0	0	1	0	0	0	0	0.2	0	0	0	0	2	0	0	0	0
JIMENEZ,Jo	0.00	0	0	0	2	0	0	0	0	2.1	0	0	1	0	4	0	0	0	0
BUMMER,Aa	0.00	1	0	0	2	0	0	0	0	2.0	0	0	0	0	2	0	0	0	0
ADAM,Ja	0.00	0	0	0	2	0	0	0	0	3.0	0	0	1	0	5	0	0	0	0
TREINEN,BI	0.00	0	0	3	3	0	0	0	0	3.1	0	0	0	0	4	0	0	0	0
WEISSERT,Gr	0.00	0	0	0	1	0	0	0	0	1.0	0	0	0	0	0	2	0	0	0
MILLER,Br	1.69	1	0	0	1	1	0	0	0	5.1	2	1	4	1	5	1	0	0	0
GRAY,So	7.71	0	0	0	1	1	0	0	0	2.1	2	2	7	0	4	0	0	0	0

TOTALS	0.75		0		17		0		2	4		24		44		0		0	
		4		3		4		0		36.0		3		1		7		0	

2025 TABL PLAYOFF RESULTS

National Conference Round 1

San Diego Friars 4, Miami Hawks 2
San Francisco Bays 4, Boston Bruins 3

American Conference Round 1

New York Giants 4, Dallas Bucks 0
Buffalo Braves 4, Brooklyn Panthers 3

National Conference Final

San Diego Friars 4, San Francisco Bays 2

American Conference Final

Buffalo Braves 4, New York Giants 3



2025 TABL PLAYOFF SUMMARY

A First-Round Upset, Walk-Offs, Incredible Comebacks

The big surprise in the first round of TABL's playoffs this year was maybe not a surprise, in retrospect. Last season, in 2024, the San Francisco Bays barely made it into the post-season, then swept their way into the Series final. This season San Francisco started out in the same groove – after qualifying in the very last days of the regular season, they upset the pennant-winning Boston Bruins in the opening round.

That series went seven games, and San Francisco's final two wins both came on the road. In Game #6 Ketel Marte broke a 1-1 tie in the 8th with a dramatic solo homer off Paul Skenes, Boston's young phenom. Then in the do-or-die finale, the Bays' Ben Lively carried a no-hitter into the 6th inning. Luke Raley and Cody Bellinger both homered in the Bays' 5-run 5th, and San Francisco cruised 7-2. A disappointing ending closes out Boston's great last-to-first return to relevance this year.

In the other National Conference match-up San Diego topped Miami in 6 games. Three of the Friars' wins were walk-off pieces, and two of these in the series' first two games made back-up catcher Joey Bart an instant San Diego legend. His solo shot in the opener was the decider in the home team's 4-3 victory. In the second game Miami's Victor Caratini stunned the Friar faithful with a two-out game-tying two-run homer in the 9th. But in the bottom Bart set things aright with another long ball for the 5-3 win.

Miami fought their way back into the series, led by Christian Walker's 4 home runs and 9 RBI. And in game #6 Nick Castellanos struck a solo homer in the 10th inning to bring the series to the brink of a Game Seven. But San Diego's Mike Yastrzemski erased that hope and that lead with a two-run bomb to send the ballpark into a frenzied celebration.

The Eastern Division of the American Conference was a titanic struggle of heavy-weights throughout the regular season, and this carried over into these playoffs. The Brooklyn Panthers eventually finished third behind Buffalo and New York, but they seized the opportunity for revenge facing the Braves in the first round. When they pummeled Buffalo 9-2 in Game Four, the Panthers assumed a 3-1 series lead.

Chris Sale pitched the Braves to a 4-1 win in Game Five to send the match-up back west to Buffalo. Just as important was the injury suffered by Brooklyn talisman Mike Trout – he went 2-for-3 in that game but something popped and he was done for the year.

Buffalo's trophy run this year will long be remembered for the Braves' improbable late inning rallies. In the sixth game of this series they had to face the conference Pitcher of the Year, Tarik Skubal.

Braves Rally Late to Stun Panthers in 12-Inning Thriller, 7-6

BUFFALO — In a game that had everything — dominant pitching, clutch hitting, defensive miscues, and dramatic momentum swings — the Buffalo Braves staged a stunning comeback to defeat the Brooklyn Panthers 7–6 in 12 innings, forcing a decisive Game 7 tomorrow.

Brooklyn entered Game 6 with a 3–2 series lead and looked poised to close it out after building a 4–0 lead through seven innings. But Buffalo, backed by a raucous home crowd, erupted for five runs in the bottom of the eighth and ultimately walked it off in the 12th on a Randy Arozarena single.

The game began as a classic pitchers' duel. Brooklyn's Tarik Skubal was electric, striking out the side in the first inning and throwing shutout ball into the 8th. The Braves' starter Bryan Woo matched him early, but faltered in the third when Kyle Higashioka launched a two-run homer following a double by Ha-Seong Kim.

Higashioka wasn't done. He added a solo shot in the seventh off Woo, who exited after 6.1 innings, having allowed three runs on six hits and two homers. Brooklyn would add a solo home run from Juan Soto in the eighth to stretch their lead to 4–0.

Facing elimination, the Braves came alive in the bottom of the eighth. Willy Adames led off with a solo homer. One out later Skubal walked Romy Gonzalez, and Brooklyn made the move to the bullpen. Skubal's fine evening: 7.1 innings, 3 hits, 2 walks, 7 strikeouts. Carlos Estevez entered to face Randy Arozarena.

Arozarena grounded to short. The Brooklyn infield had been reshuffled due to a 3rd-inning injury to thirdbaseman Gunnar Henderson, so in this key moment Marcus Semien was the man on duty, and his error led to runners on first and third. A bloop RBI single by Christian Yelich made it 4-2, then Josh Naylor delivered the biggest blow — a towering three-run homer to give Buffalo a sudden 5–4 lead.

Brooklyn responded in the 9th. Soto came to the plate with two on, two out, and he ripped a clutch two-run triple to reclaim the lead, 6–5.

Bottom of the 9th, again the Braves facing the end of their season. Willy Adames doubled with one out, but when Nick Martinez whiffed pinch-hitter Carlos Santana, Buffalo was down to their last out.

Bryson Stott will never need to buy a drink again in a Buffalo tavern. Not after these playoffs. His two-out single tied the game. And we had extra innings.

Both teams traded scoreless frames in the 10th and 11th, with Brooklyn stranding runners and Buffalo failing to capitalize on a leadoff double by Julio Rodríguez in the 11th. Both managers were making repeated calls to the bullpen.

In the 12th, Derek Law, Brooklyn's seventh pitcher, walked Stott. Stott stole secondbase. Then he raced home on Randy Arozarena's base hit to left. Soto's throw was on target, but Stott slid in just under the tag to end the game.

In Game 7, Buffalo completed their comeback in this series with a 4-0 white-washing of the disheartened Panthers. Garrett Crochet combined with five relievers on a 5-hit effort, and Arozarena and Jackson Merrill hit home runs.

Injuries had played a big part in this outcome. Brooklyn certainly missed Trout, and Henderson's injury in Game Six proved to be costly. The Braves would move on without Woo, who could not pitch again after his Game Six start.

They would face the New York Giants in the conference finals. The Giants swept their first-round series against the Dallas Bucks, the American West pennant winners. The two wins in Dallas featured strong efforts from starters Logan Webb and Max Fried and two homers from Aaron Judge. When New York grabbed the third game behind two Kyle Trucker home runs, the Bucks' backs were against the wall.

Dallas would not go down without a fight. Trailing 6-3 in the 9th, facing elimination, the Bucks rallied with a walk, a double, and Brandon Nimmo's crowd-silencing two-out three-run homer. The struggle lasted until the bottom of the 14th, when Lourdes Gurriel's base hit was misplayed in the outfield and Judge hustled around from first with the winning run.

In the National Conference championship San Diego avenged their elimination last year at the hands of the Bays in a very even 6-game series. The Friars took the first two behind stout efforts from Zac Gallen and Luis Castillo. Up north in San Francisco the Bays evened the match with a barrage of home runs, four homers in the third game (two from Luke Raley) and then three more in the 9-2 fourth game.

Game Five was the turning point, and it was the efforts of Gallen and the San Diego bullpen that helped the Friars escape with the 4-1 verdict. The frustrated Bays left 10 runners on base. Gallen was credited with his second win of the series. Joc Pederson supplied the offense with three doubles. In the finale, back in sunny San Diego, Seiya Suzuki's two-run single in the 3rd and Yastrzemski's home run in the 4th were key as the Friars sent the Bays packing with a 6-3 victory.

The American Conference championship matched up the two winningest teams of the 2025 season, Buffalo and New York. The Giants were on a mission to repeat as the TABL champions. The Braves were intent on proving that this was their turn.

The teams split the first two games in Buffalo, highlighted by the two-hit complete-game effort from Buffalo's Chris Sale in the opener. Games 3 and 4 in New York were also split, two lop-sided affairs featuring plenty of offense. In the dramatic 3-2 victory in Game Five, the Giants' Webb out-pitched Sale. New York now held the series edge, but it was a costly victory – firstbaseman LaMonte Wade was badly injured in a collision chasing a foul ball in the 9th inning and was lost for the rest of the season.

Bryson Stott's Dramatic Walk-Off Home Run Forces Game 7

The Buffalo Braves refused to let their season end quietly. Down to their final out and trailing by a run, pinch-hitter Bryson Stott launched a two-run homer into the right-field seats, stunning the New York Giants 3–2 in Game 6 of the American Conference Championship Series.

The victory knots the best-of-seven series at three games apiece and sets up a winner-take-all showdown for a trip to the TABL World Series against the San Diego Friars.

For eight innings, the game was a tense pitchers' duel. Max Fried gave the Giants seven strong innings, scattering six hits and five walks while allowing just one run. Buffalo's bullpen matched him pitch for pitch after starter Bryce Miller exited in the fifth. The Braves used five relievers, with Greg Weissert ultimately earning the win despite surrendering a go-ahead homer in the ninth.

Both teams squandered early chances. New York left eight men on base, including runners in scoring position in the first and third innings. Buffalo stranded seven, twice loading the bases without scoring. Defensive gems and timely double plays kept the scoreboard clean through four innings.

The Giants broke through in the fifth when Miguel Rojas walked, advanced on an error, and scored on a wild pitch by Joe Jimenez. Buffalo answered immediately: Romy Gonzalez doubled to open the bottom half, and Randy Arozarena followed with another two-bagger to tie the game 1–1. The Braves nearly took the lead, but Christian Yelich was cut down at the plate on a daring send from third.

The tension mounted in the 9th. With the score still tied, Cal Raleigh crushed a solo homer off Weissert, giving New York a 2–1 edge and silencing the Buffalo crowd.

But the Braves weren't done. Willy Adames singled with one out, and after a groundout moved him to second, Stott stepped in cold off the bench. On a 1–0 pitch from Robert Suarez, he drove a towering shot over the wall, sending his teammates into a jubilant mob at home plate.

What's Next

Game 7 is set for tomorrow night in Buffalo, with everything on the line. The winner advances to face the San Diego Friars in the TABL World Series. First pitch is scheduled for 7:05 p.m.



Braves Storm Back in Wild Game 7, Stun Giants 10–9 in Extra-Inning Thriller

In a game that will be talked about for years, the Buffalo Braves punched their ticket to the TABL World Series with a heart-stopping 10–9 victory over the New York Giants in Game 7 of the Eastern Championship Series. It was a rollercoaster of momentum swings, clutch home runs, and bullpen drama that ended with Julio Rodríguez’s walk-off single in the 10th inning, sending the Braves and their fans into delirium.

For the first two innings, it looked like a classic pitchers’ duel. Giants ace Blake Snell and Braves starter Garrett Crochet traded zeros, each flashing strikeout stuff. But the calm didn’t last. In the bottom of the third, Buffalo broke through – after a hit-by-pitch and a walk, Josh Naylor launched a towering three-run homer to right, giving the Braves a 3–0 lead and electrifying the home crowd.

New York answered immediately in the fourth. Luis Rengifo and Luis Arraez executed a perfect hit-and-run, setting the stage for Kyle Tucker, who crushed a three-run blast to right, knotting the score at 3–3 and chasing Crochet from the game. The Giants weren’t done. In the fifth, Rengifo struck again, belting a two-run homer off Yennier Cano to put New York ahead 5–3. Tucker added his second homer an inning later, stretching the lead to 6–3.

By the seventh, the Giants looked poised to run away with it. Aaron Judge unloaded on a hanging slider from Orion Kerkering, sending a three-run moonshot into the left-center seats. Suddenly, New York led 9–3, and Braves fans were staring at elimination.

But Buffalo refused to die. In the eighth, the Braves mounted a comeback for the ages. Willy Adames and Alec Bohm went back-to-back with home runs off Robert Suarez, trimming the deficit to 9–6. Then came doubles from Romy Gonzalez and Randy Arozarena, followed by a groundout that moved Arozarena to third. The Braves couldn’t cash in further that inning, but the tone had changed.

The 9th brought bedlam. Down 9–7, Buffalo got a leadoff single from Rodríguez, then Jackson Merrill crushed a two-run homer off Daniel Coulombe, tying the game at 9 and sending the ballpark into a frenzy. Jhoan Duran managed to escape further damage, but the momentum had fully swung.

After the Giants went quietly in the top of the 10th against Blake Treinen, Buffalo seized its moment. Christian Yelich singled with one out, moved to second on a grounder, and after an intentional walk to Naylor, Rodríguez lined a sharp single over second. Yelich raced home, sliding in standing as the throw came late.

I don't ever recall witnessing a comeback like that.

2025 REGULAR SEASON WRAP-UP

May 31: **TABL'S 2025 SEASON OPENS IN NEW YORK**

TROPHY PRESENTATION PRECEDES GAME VS BRAVES

A festive air swept through the old ballpark this afternoon. Before the game the TABL championship trophy was presented to manager Angel Pagan and team captain JP Crawford. Met Opera star Renee Fleming sang the National Anthem. And then the Giants took the field.

New York ace Logan Webb versus Sonny Gray, Buffalo's all-star right-hander. Perfect weather – I can't remember the last time a TABL game was rained out. A great day at the old yard.

The sell-out crowd celebrated when Lourdes Gurriel led off the New York 2nd with a solo home run. One out later Matt Chapman connected for another solo blast, and they were on their feet cheering. Then the place went nuts when Cal Raleigh cracked the third round-tripper of the inning.

Aaron Judge led off the 4th with a titanic bomb into the leftfield pavilion. Action in the Braves' bullpen. Kyle Tucker and Gurriel followed with base hits. Then Luis Rengifo's homer into the rightfield seats made the score 7-0 and ended Gray's afternoon.

Ryan Yarbrough was called to the hill for Buffalo. And Chapman launched another missile into the bleachers, his second and the Giants' sixth homer of the game.

Yarbrough gets credit for bringing some sanity back into the proceedings. The Buffalo lefty closed things down for the next 4 innings. But Webb was on cruise control. Willy Adames solved him for a solo homer leading off the 5th. Ending the scoring for the day.

Webb goes the distance. Giants win 8-1. For New Yorkers, a dream of an opening.


BUFFALO 000 010 000 – 1 4 0 LP-SGray.

NEW YORK 035 000 00x – 8 11 0 WP-LWebb.

SGray, Yarbrough (3), Weissert (7), Alvarado (8) and WmContreras

LWebb and Raleigh

HR – Adames (BUF); Chapman 2, Gurriel, Raleigh, Judge, Rengifo (NY)



June 3:

Kerry Carpenter's Record-Shattering Day

Four Home Runs, 12 RBI -- River Dogs Paste Mounties 18 – 5

We have a new league record for Runs Batted In in a single game! Kerry Carpenter led the visiting Cincinnati River Dogs to a 18-5 demolition of the Mounties with 4 home runs in today's contest good for 12 RBI.

Seven other batters have homered 4 times in one game, most recently Philadelphia's Carlos Ruiz in 2013. But nobody on record has cashed in 12 RBI before. The old record of 10 was set by Toronto's Steve Garvey way back in 1978.

Carpenter's epic feat began right away in the 1st inning, when he cracked a three-run homer off Seattle starter Aaron Civale, giving the Dogs a lead that they would never relinquish.

Carpenter faced Civale again in the 2nd inning, with two outs. This time the bases were loaded... and Carpenter unloaded them with a long blast into the rightfield stands.

Three innings, three homers? Jesus Luzardo was on the hill in the 3rd when Carpenter dug in at the plate. One out, two runners on – and Carpenter left the yard again. He had tied the TABL record for RBI in a single game, and it was only the third inning.

It was 14-4 for the visitors when Carpenter batted in the 5th, but the Seattle fans still buzzed with excitement. Luzardo served it up, Carpenter hit a long fly... caught by Jackson Chourio in center to end the inning.

Taking us to the 7th. Bryce Elder was Seattle's fourth pitcher of the afternoon, and there was a River Dog on first with two out when history was made.

"CARPENTER strokes this one ... oh, forget about it ... good-bye, a two-run dinger!!"



Three other River Dogs also went deep in the contest – David Fry, Brandon Marsh, and Paul DeJong. Paul Goldschmidt and Vladimir Guerrero Jr. each had three hits to round out the Cincinnati attack.

Starter Taj Bradley was the beneficiary of this over-the-top support, rolling through 7 innings to get the win. He allowed 5 runs, but only 2 were deemed to be earned. No walks and seven strikeouts. Chourio was 4-for-4 for the Mounties.

Cincinnati 3 5 6 0 0 0 2 0 2 - 18 17 2 W- Bradley
Seattle 0 2 2 0 0 1 0 0 0 - 5 9 1 L- Civalé

MOST HOME RUNS (GAME)

Ernie Banks (Gimli Black Steers, 1969) 4 at Phoenix
 Fred Lynn (Atlanta Crackers, 1976) 4 at Minneapolis, August 19, second game
 Mark McGwire (New York Giants, 1996) 4 at Philadelphia, July 7
 Sammy Sosa (Buffalo Wings, 1998) 4 at New York July 4, second game
 Wily Mo Pena (Las Vegas Gamblers, 2005) 4 vs Cleveland, June 18
 Jason Giambi (Las Vegas Gamblers, 2007) 4 vs San Diego, August 19
 Carlos Ruiz (Philadelphia Stars, 2013) 4 vs Seattle, June 25
Kerry Carpenter (Cincinnati River Dogs, 2025) 4 at Seattle, June 3

MOST RUNS BATTED IN (GAME)

Kerry Carpenter (Cincinnati River Dogs, 2025) 12 at Seattle, June 3
 Steve Garvey (Toronto Beavers, 1978) 10 at Philadelphia, July 30
 Ernie Banks (Gimli Black Steers, 1969) 9 at Phoenix Pioneers
 Michael Morse (Chicago Black Steers, 2012) 9 at Atlanta, July 6
 Dwayne Murphy (Boston Bruins, 1981) 8 vs San Diego, August 13
 Sammy Sosa (Buffalo Wings, 1998) 8 at New York, July 4, second game
 David Justice (Buffalo Wings, 1998) 8 at Houston June
 Tino Martinez (Buffalo Wings, 2000) 8 vs Dallas, June 19
 Wily Mo Pena (Las Vegas Gamblers, 2005) 8 vs Cleveland, June 18

June 14: CROCHET AND COMPANY NO-HIT PHILADELPHIA

Buffalo completed the sweep of this 3-game series with a combined NO-HITTER!!! Garrett Crochet struck out 6 Stars over 6 innings allowing only 2 baserunners, Chas McCormick in the 5th on a Alec Bohm throwing error and Wyatt Langford in the 6th via a walk.

With Crochet tiring, the Braves went to Orion Kerker in the 7th, Jason Adam in the 8th and finished up with Blake Treinen in the 9th. None of the three allowed a baserunner.

MacKenzie Gore pitched well for the Stars, but got a bit wild in the 2nd leading to the Buffalo runs. Austin Hays singled with one out. Gore then walked both Carlos Santana and Bohm, before allowing a 2-run double to Bryson Stott who accounted for Buffalo's only offense on the day.

PHL 0 0 0 LP - Gore
BUF 2 8 1 WP – Crochet SV - Treinen

June 23: **MAX FRIED MAXES OUT VS MOUNTIES !!**

This was one of those ballgames where you *just know* (somehow) that one of the teams doesn't stand a chance. Max Fried was in total command tonight – 27 batters faced, zero hits, zero walks, nary a difficult play for the Giants defense to make behind him.

But it wasn't a perfect game. Here's the script, top of the 4th inning:

*** TOP OF THE 4th, Mounties 0, Giants 1**

*** S. KWAN facing M. FRIED, T 4th, No Outs, Bases Empty, Behind 0-1**

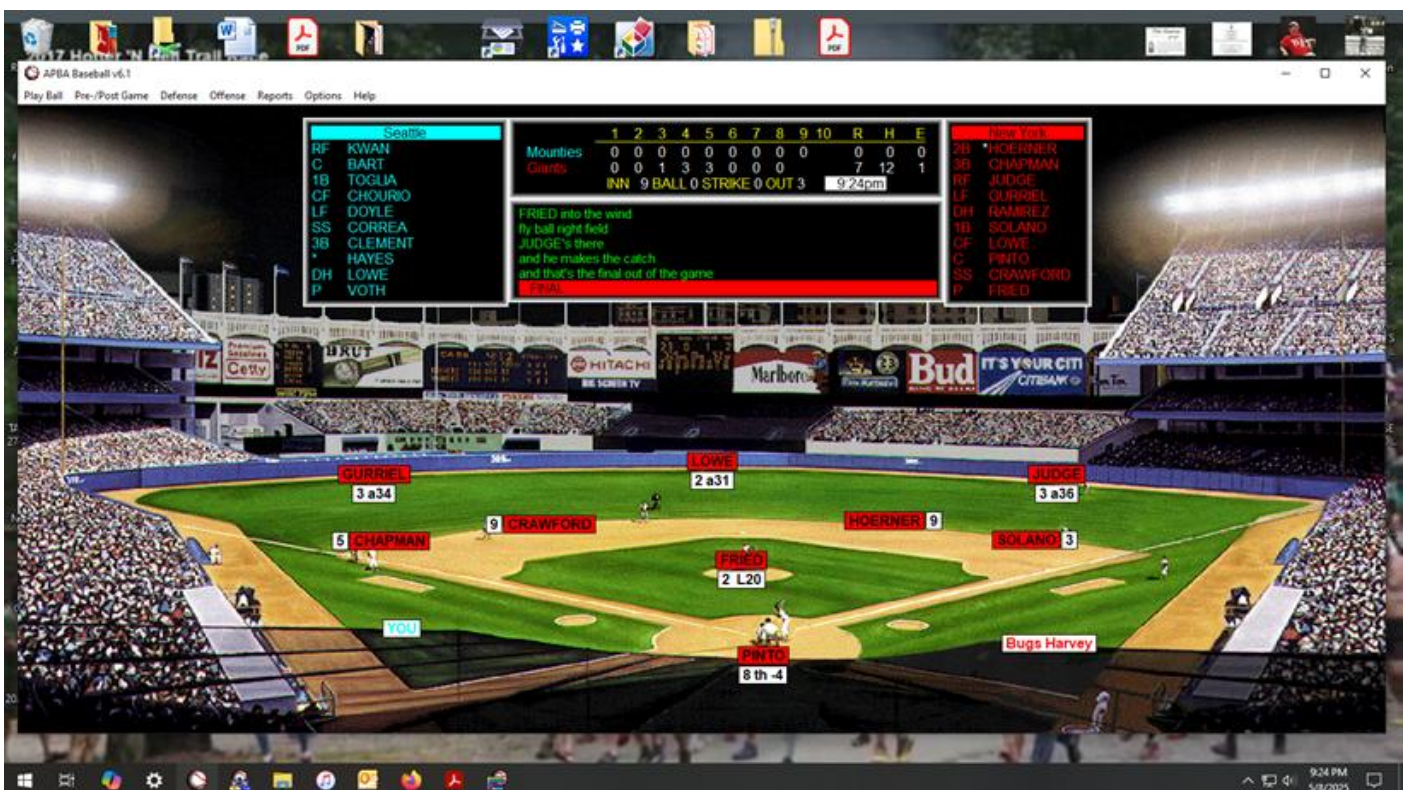
Here comes the pitch ... grounded toward CRAWFORD ... he bobbles it! ... and hurries his throw
SOLANO has to come off the bag to get it ... KWAN reaches
so the Mounties have a runner on the error ... score that E6 on J.P. CRAWFORD

Joey Bart, the next Seattle batter, rapped into the 6-4-3 double play. Fried then proceeded to retire the following 16 Mounties without much difficulty.

New York's Lourdes Gurriel provided key hits in both the 4th and the 5th. He cranked a two-run homer in the 4th, and added a RBI single in the 5th. The Giants scored three times in each to give Fried plenty of support.

New York back-up catcher Rene Pinto, making only his second or third start this season, had a night to remember. Besides catching the no-hitter, he went 3-for-4 with two doubles.

SEA 000 000 000 – 0 0 0 L- Woods-Richardson
 NYG 001 330 00x – 7 12 0 W- Fried
 HR- Gurriel (NY).



July 15: **Bucks' Arms Combine for No-Hitter in Extra-Inning Thriller**

In a game that felt more like a masterclass in pitching than a ballgame, the Dallas Bucks dazzled fans with a *combined no-hitter*, blanking the Seattle Mounties 1–0 in an 11-inning nail-biter at home.

Bucks starter *Erick Fedde* was clinical and composed, carving through the Mounties lineup with precision. Over 10 scoreless innings (I hate allowing a starter to go 10, but the 1-2-3 innings on both sides piled up and the 10th inning snuck up on me), he struck out 10 and allowed just two walks. Fedde was in full command, mixing speeds and painting the corners with sharp breaking balls and well-located fastballs.

“He was unbelievable tonight,” Bucks manager Orel Hershiser said postgame. “Pitched with poise, got big outs when we needed them. That’s vintage.”

Reliever *Jared Koenig* carried the torch, tossing a hitless frame to complete the historic outing. For Koenig, a crisp 11th sealed his line.

With the game locked at zero in the bottom of the 11th, Bryce Jarvis issued a leadoff walk to Colt Keith, who promptly stole second. Maikel Garcia then laid down a perfect bunt, advancing Keith to third thanks to an off-line throw. Anthony Volpe grounded out to move Garcia to second, setting the stage.

With the infield in, Jarvis induced a comebacker for the first out, Garcia advancing to 2nd. *Corbin Carroll* then lifted a fly ball to right. Keith tagged and raced home, barely sliding under the tag for the walk-off run.

On the other side, Seattle’s *Bailey Ober* delivered his own gem: eight innings, nine strikeouts, and just four hits allowed. The Mounties bullpen was sharp too, with Bryan Hudson and Hunter Gaddis each tossing scoreless innings, but it was heartbreak by inches that told the final story.

Dallas now etches this game in its memory not for offensive fireworks, but for a night where pitching perfection and one opportunistic run ruled the diamond.

<u>Team</u>	<u>1</u>	<u>2</u>	<u>3</u>	<u>4</u>	<u>5</u>	<u>6</u>	<u>7</u>	<u>8</u>	<u>9</u>	<u>10</u>	<u>11</u>	<u>R</u>	<u>H</u>	<u>E</u>	<u>LOB</u>	<u>DP</u>
Seattle Mounties	0	0	0	0	0	0	0	0	0	0	0	0	0	0	2	0
Dallas Bucks	0	0	0	0	0	0	0	0	0	0	1	1	4	0	4	0



July 18: the 2025 TABL ALL-STAR GAME

JOC PEDERSON SAYS “GOOD NIGHT” IN THE TWELFTH

In the top of the 9th, with the game tied 6-6, the two managers met at home plate with the four umpires. They hammered out an agreement – extra innings were approved, but they’d limit the game to 12 innings, maximum.

So Blake Treinen would come on for the Americans in the bottom of the 12th for a different kind of “hold”. If he could have retired the National Leaguers without a run, the 2025 all-star game would have gone into the record book as a tie.

*On his way to the mound is Blake TREINEN ... so WEBB goes two innings in relief ...
he yielded no runs or hits ... one walk ... one strikeout ...
Blake's a right-handed pitcher ...*

** BOTTOM OF THE 12th, Americans 6, Nationals 6*

** J. PEDERSON facing B. TREINEN, B 12th, No Outs, Bases Empty, Tied 6-6*

*The pitch ... PEDERSON sends it in the air ... deep right center field ... KWAN goes over
GREENE goes over ... it's all over! ... and the ball goes over the fence
PEDERSON with a round tripper!*

AMERICAN	0	1	2	0	1	0	2	0	0	0	0	0	--	6	7	1	L- Treinen
NATIONAL	2	0	0	0	2	2	0	0	0	0	0	1	--	7	9	1	W - Sale

A summary of the scoring, before Pederson’s blast ended it:

B 1 – Bellinger singled with one out versus Bibee. One out later Bibee dinged Teoscar. Then Jose Ramirez doubled them both home. 2-0 Nationals.

T 2 – With two outs, Cal Raleigh took Steele deep. 2-1 Nationals.

T 3 – With one out Gallen walked Correa. Vladimir Guerrero Jr homered. 3-2 Americans.

T 5 – Gavin Stone pitching. Stott singled, leading off. Stott stole second. Juan Soto singled him home. 4-2 Americans.

B 5 – Pablo Lopez pitching. He walked India. One out later Ohtani “grounded deep into the hole”. Machado fielded it but threw wildly to first. Ohtani was awarded the infield single, and on the error India went to third. After a second out, Bobby Witt Jr. doubled them both home. 4-4 tie ballgame.

B 6 – Seager and Tatis Jr. singled leading off against Fried. Two outs later Yainer Diaz doubled them in. 6-4 Nationals.

T 7 – William Contreras doubled against Singer. Two outs later Guerrero tagged his second homer of the game. 6-6 tie.

Forgettable moment – Top of the 6th, Tyler Anderson pitching for the Nationals. Bregman was sent up to bat for Machado. He was called out on strikes, he cursed the umpire, and he was ejected.

AMERICAN ALL-STARS

C – Cal Raleigh, New York
Will Smith, Philadelphia
William Contreras, Buffalo

1B – Vladimir Guerrero Jr., Cincinnati
Yandy Diaz, Brooklyn
Carlos Santana, Buffalo

2B – Bryson Stott, Buffalo
* Luis Rengifo, New York

SS – Carlos Correa, Seattle
Francisco Lindor, Philadelphia

3B – Manny Machado, Philadelphia
Alex Bregman, Denver
Matt Chapman, New York
Gunnar Henderson, Brooklyn
Mark Vientos, Toronto

OF- Aaron Judge, New York
Kerry Carpenter, Cincinnati
Juan Soto, Brooklyn
Jackson Merrill, Buffalo
Riley Greene, Denver
Steven Kwan, Seattle

P – Tanner Bibee, Brooklyn
Max Fried, New York
Logan Webb, New York
*Gerrit Cole, Denver
Pablo Lopez, Seattle
Kyle Gibson, Houston
Logan Gilbert, Dallas
Reynaldo Lopez, Dallas
Zack Wheeler, Toronto
Blake Treinen, Buffalo
*Shota Imanaga, Houston
(replaces Cole)

NATIONAL ALL-STARS

C - JT Realmuto, Chicago
Yainer Diaz, San Francisco

1B - Freddie Freeman, Atlanta

2B - Jonathan India, Boston
Luis Arraez, St Louis
Isiah Kiner-Falefa, Cleveland

SS - Bobby Witt Jr., Cleveland
Corey Seager, Miami

3B - Jose Ramirez, Miami
Elly De la Cruz, Cleveland

OF - Cody Bellinger, San Francisco
Teoscar Hernandez, San Francisco
Fernando Tatis Jr., St Louis
Joc Pederson, San Diego
Jarren Duran, Las Vegas
Luis Robert, Boston

DH - Shohei Ohtani, San Diego

P - Corbin Burnes, Boston
*Kyle Bradish, San Diego
Zac Gallen, San Diego
Ranger Suarez, Minneapolis
Gavin Stone, Chicago
Tyler Anderson, Miami
Brady Singer, Cleveland
Charlie Morton, Atlanta
Michael Wacha, Boston
Justin Steele, San Francisco
Chris Sale, Minneapolis
Cade Smith, Boston
Jeff Hoffman, Las Vegas
*Bryan Abreu, Miami
(replaces Bradish)

AMERICANS 012 010 200 000 - 6 7 1
NATIONALS 200 220 000 001 - 7 9 1



<u>AMERICAN</u>	<u>AB</u>	<u>R</u>	<u>H</u>	<u>RBI</u>	<u>2B</u>	<u>3B</u>	<u>HR</u>	<u>TB</u>	<u>BB</u>	<u>SO</u>	<u>HBP</u>	<u>SH</u>	<u>SF</u>	<u>IBB</u>	<u>SB</u>	<u>CS</u>	<u>GDP</u>	<u>PO</u>	<u>A</u>	<u>E</u>	<u>DP</u>	<u>PB</u>
J. SOTO, lf	5	0	1	1	0	0	0	1	0	2	0	0	0	0	0	0	0	4	0	0	0	
M. VIENTOS, ph-lf	1	0	0	0	0	0	0	0	0	1	0	0	0	0	0	0	0	0	0	0	0	
C. CORREA, ss	1	1	0	0	0	0	0	0	2	1	0	0	0	0	0	0	0	1	1	0	0	
L. RENGIFO, 2b	3	0	0	0	0	0	0	0	0	0	0	0	0	0	0	0	0	0	1	0	0	
V. GUERRERO, 1b	3	2	2	4	0	0	2	8	1	0	0	0	0	0	0	0	0	2	0	0	0	
C. SANTANA, 1b	2	0	0	0	0	0	0	0	0	2	0	0	0	0	0	0	0	3	0	0	0	
A. JUDGE, rf	2	0	0	0	0	0	0	0	1	2	0	0	0	0	0	0	0	0	0	0	0	
R. GREENE, rf	1	0	0	0	0	0	0	0	1	1	0	0	0	0	0	0	0	2	0	0	0	
K. CARPENTR, dh	3	0	0	0	0	0	0	0	0	2	0	0	0	0	0	0	0	0	0	0	0	
Y. DIAZ, dh	2	0	0	0	0	0	0	0	0	0	0	0	0	0	0	0	0	0	0	0	0	
M. MACHADO, 3b	2	0	0	0	0	0	0	0	0	1	0	0	0	0	0	0	0	2	1	1	0	
A. BREGMAN, ph	1	0	0	0	0	0	0	0	0	1	0	0	0	0	0	0	0	0	0	0	0	
S. KWAN, cf	2	0	1	0	0	0	0	1	0	1	0	0	0	0	0	0	0	3	0	0	0	
J. MERRILL, cf	2	0	0	0	0	0	0	0	0	0	0	0	0	0	0	0	0	0	0	0	0	
F. LINDOR, ph-ss	3	0	0	0	0	0	0	0	0	0	0	0	0	0	0	1	0	0	1	0	0	
C. RALEIGH, c	3	1	1	1	0	0	1	4	0	0	0	0	0	0	0	0	0	9	0	0	0	0
G. HENDERSN, 3b	2	0	0	0	0	0	0	0	0	1	0	0	0	0	0	0	0	0	0	0	0	
B. STOTT, 2b	2	1	1	0	0	0	0	1	0	0	0	0	0	0	1	0	0	0	1	0	0	
W. CONTRRAS, c	2	1	1	0	1	0	0	2	0	0	0	0	0	0	0	0	0	5	0	0	0	0
W. SMITH, c	1	0	0	0	0	0	0	0	0	1	0	0	0	0	0	0	0	2	0	0	0	0
Totals	43	6	7	6	1	0	3	17	5	16	0	0	0	0	1	1	0					

<u>NAME</u>	<u>G</u>	<u>SC</u>	<u>IP</u>	<u>H</u>	<u>R</u>	<u>ER</u>	<u>2B</u>	<u>3B</u>	<u>HR</u>	<u>BF</u>	<u>BB</u>	<u>SO</u>	<u>HB</u>	<u>SH</u>	<u>SF</u>	<u>IBB</u>	<u>WP</u>	<u>BK</u>	<u>IR</u>	
T. BIBEE	43	2.0	3	2	2	1	0	0	10	0	1	1	0	0	0	0	0	0	0	0
Z. WHEELER		2.0	0	0	0	0	0	0	6	0	4	0	0	0	0	0	0	0	0	0
P. LOPEZ		1.0	2	2	0	1	0	0	6	1	2	0	0	0	0	0	0	0	0	0
M. FRIED		1.0	3	2	2	1	0	0	6	0	1	0	0	0	0	0	0	0	0	0
R. LOPEZ		1.0	0	0	0	0	0	0	3	0	1	0	0	0	0	0	0	0	0	0
S. IMANAGA		1.0	0	0	0	0	0	0	4	1	1	0	0	0	0	0	0	0	0	1
K. GIBSON		1.0	0	0	0	0	0	0	3	0	1	0	0	0	0	0	0	0	0	0
L. WEBB		2.0	0	0	0	0	0	0	7	1	1	0	0	0	0	0	0	0	0	0
B. TREINEN, L		.0	1	1	1	0	0	1	1	0	0	0	0	0	0	0	0	0	0	0
Totals		11.0	9	7	5	3	0	1	46	3	12	1	0	0	0	0	0	0	33	6



<u>NATIONAL</u>	<u>AB</u>	<u>R</u>	<u>H</u>	<u>RBI</u>	<u>2B</u>	<u>3B</u>	<u>HR</u>	<u>TB</u>	<u>BB</u>	<u>SO</u>	<u>HBP</u>	<u>SH</u>	<u>SF</u>	<u>IBB</u>	<u>SB</u>	<u>CS</u>	<u>GDP</u>	<u>PO</u>	<u>A</u>	<u>E</u>	<u>DP</u>	<u>PB</u>
S. OHTANI, dh	3	1	1	0	0	0	0	1	0	1	0	0	0	0	1	0	0	0	0	0	0	
E. De la CRUZ, dh	1	0	0	0	0	0	0	0	0	1	0	0	0	0	0	0	0	0	0	0	0	
J. PEDERSON, dh	2	1	1	1	0	0	1	4	0	0	0	0	0	0	0	0	0	0	0	0	0	
C. BELLINGER, cf	3	1	1	0	0	0	0	1	0	1	0	0	0	0	0	0	0	1	0	0	0	
J. DURAN, cf	2	0	0	0	0	0	0	0	0	1	0	0	0	0	0	0	0	0	0	0	0	
B. WITT, ss	3	0	1	2	1	0	0	2	0	1	0	0	0	0	0	0	0	0	1	0	0	
I. KINR-FLEFA, 3b	2	0	0	0	0	0	0	0	0	1	0	0	0	0	0	0	0	0	1	0	0	
T. HERNANDZ, lf	2	1	0	0	0	0	0	0	0	2	1	0	0	0	0	0	0	2	0	0	0	
L. ROBERT, lf	2	0	0	0	0	0	0	0	0	0	0	0	0	0	0	0	0	3	0	0	0	
J. RAMIREZ, 3b	2	0	1	2	1	0	0	2	0	0	0	0	0	0	0	0	0	0	1	0	0	
C. SEAGER, ss	2	1	1	0	0	0	0	1	1	0	0	0	0	0	0	0	0	2	2	0	0	
F. TATIS, rf	5	1	1	0	0	0	0	1	0	1	0	0	0	0	0	0	0	0	0	0	0	
F. FREEMAN, 1b	4	0	0	0	0	0	0	0	1	1	0	0	0	0	0	0	0	8	0	1	0	
J. INDIA, 2b	1	1	1	0	0	0	0	1	1	0	0	0	0	0	0	0	0	0	1	0	0	
L. ARRAEZ, 2b	3	0	0	0	0	0	0	0	0	0	0	0	0	0	0	0	0	2	1	0	0	
J. REALMUTO, c	2	0	0	0	0	0	0	0	0	1	0	0	0	0	0	0	0	8	0	0	0	0
Y. DIAZ, c	3	0	1	2	1	0	0	2	0	1	0	0	0	0	0	0	0	10	1	0	0	0
Totals	42	7	9	7	3	0	1	15	3	12	1	0	0	0	1	0	0					

<u>NAME</u>	<u>G</u>	<u>SC</u>	<u>IP</u>	<u>H</u>	<u>R</u>	<u>ER</u>	<u>2B</u>	<u>3B</u>	<u>HR</u>	<u>BF</u>	<u>BB</u>	<u>SO</u>	<u>HB</u>	<u>SH</u>	<u>SF</u>	<u>IBB</u>	<u>WP</u>	<u>BK</u>	<u>IR</u>
C. BURNES	53		1.0	0	0	0	0	0	0	5	2	2	0	0	0	0	0	0	0
J. STEELE			1.0	1	1	1	0	0	1	4	0	1	0	0	0	0	0	0	0
Z. GALLEN			1.0	1	2	2	0	0	1	5	1	3	0	0	0	0	0	0	0
R. SUAREZ			1.0	0	0	0	0	0	0	3	0	0	0	0	0	0	0	0	0
G. STONE			.0	2	1	1	0	0	0	3	1	0	0	0	0	0	0	0	0
M. WACHA			1.0	0	0	0	0	0	0	3	0	2	0	0	0	0	0	2	0
T. ANDERSON			1.0	0	0	0	0	0	0	3	0	1	0	0	0	0	0	0	0
B. SINGER, SOP BS			1.0	2	2	2	1	0	1	5	0	1	0	0	0	0	0	0	0
C. MORTON			1.0	1	0	0	0	0	0	3	0	0	0	0	0	0	0	0	0
J. HOFFMAN			1.0	0	0	0	0	0	0	3	0	0	0	0	0	0	0	0	0
C. SMITH			1.0	0	0	0	0	0	0	5	1	2	0	0	0	0	0	0	0
B. ABREU			1.0	0	0	0	0	0	0	3	0	2	0	0	0	0	0	0	0
C. SALE, W			1.0	0	0	0	0	0	0	3	0	2	0	0	0	0	0	0	0
Totals			12.0	7	6	6	1	0	3	48	5	16	0	0	0	0	0	2	36

July 21: “The Game That Forgot How to End”

Mounties and Giants Combine for 22 Innings -- Madness, Mayhem, and a Mild Existential Crisis

In what became the longest, strangest, most sleep-depriving game in TABL history, our Mounties and the New York Giants decided that nine innings were simply not enough. Ten? No. Fifteen? Cute. Twenty-two? *Now* we’re talking.

What unfolded at Cascade Field was less a baseball game and more a test of spiritual endurance. Fans aged in real time. Babies grew into toddlers. Several relationships were tested. Rumors surfaced that Uber Eats stopped delivering after the 16th inning due to concerns for driver safety.

The Mounties pushed the Giants to the brink, they dragged them through mud, chaos, and at least 14 potential heart attacks... before ultimately falling 8–5 in the 22nd inning.

But oh, what a ride it was.

Act I: The “Regular” Game (Innings 1–10)

Pablo López came out dealing like a man who had no interest in working a double shift. He struck out eight Giants and allowed only two runs. His battery mate Korey Lee contributed a booming homer in the 5th that put Seattle up 2–0.

Yes, this was back when the game still made sense.

The Giants tied it in the 6th on an Aaron Judge blast, because of course he did, reminding everyone that physics remains optional for large humans.

We stayed locked at 2–2 until the 10th, when Altuve cranked a solo shot so high it may have required FAA clearance. But Korey Lee answered right back with his *second* homer of the night to tie it 3–3.

Act II: The “We’re Still Playing Baseball?” Zone (Innings 11–17)

This is where reality began to blur.

Steven Kwan reached base approximately 47 times (fine, it was two, but it *felt* like 47).

Jose Altuve tried to outrun age, gravity, and DJ LeMahieu’s barehand tag in the 14th.
Spoiler: he did not.

In the 16th, Judge robbed two Mounties of back-to-back potential walk-offs because apparently he'd decided that this evening required *extra suffering*.

The Mounties ran themselves out of scoring chances exactly as many times as the baseball gods deemed hilarious (at least twice).

Simeon Woods Richardson entered the chat in the 13th. And for *nine full innings*, the man pitched like he was holding the stadium hostage. A 9-inning relief appearance for the Mounties. Seven strikeouts. One run. Enough hope to power a mid-sized city.

New York's Keegan Thompson joined the chat in the 16th and he posted his fair share of zeroes on the scoreboard. A 7-inning relief job suffused with great defense behind him and rumored handfuls of PEDs.

Fans were beginning to ask philosophical questions, like:

“Am I still at a baseball game?”

“Is time real?”

“Did I remember to feed the dog?”

Act III: The Descent into Beautiful Chaos (Innings 18–21)

In the 18th, New York finally pushed across a run. A pair of walks, a sacrifice bunt, and Lourdes Gurriel's sacrifice fly. But our local heroes answered with Brandon Lowe's two-out RBI double. Baseball continued. People began naming children after Korey Lee's bat.

Ernie Clement collected multiple hits despite:

1. Breaking his bat into orbit.
2. Entering the game in the 12th because we ran out of humans.
3. Simply refusing to acknowledge the concept of fatigue

Hayes, Lowe, Kwan, every Mountie took turns nearly ending this thing. In the 21st the Mounties loaded second and third with two outs and Korey Lee at the plate.

This was it. This was our moment. And... strikeout.

If this game had a theme, it was:

“Nearly heroic.”

Act IV: The End—Merciful, Chaotic, Inevitable (Inning 22)

Strike three. Nearly. But not quite, Korey. On to inning 22.

Woods Richardson had nothing more to give. And our bullpen was empty now. So the Mounties players got together and ro-sham-bo'd.

Elias Diaz lost, or won... and he walked out to the mound in the 22nd like a man who had been told someone unplugged his slow cooker at home.

Things immediately went sideways.

New York erupted for **four runs**, triggered by a Luis Rengifo two-run single, followed by Gurriel and Harold Ramírez dunking in additional daggers. The Giants suddenly led 8–4.

Seattle, because this game had a reputation to uphold, *did* score in the bottom half courtesy of a Brandon Lowe bullet. But the Mounties finally ran out of miracles.

Mounties Owner Jerry James expressed pride in his team, and added, “We used every pitcher, every bench player, and possibly a guy selling kettle corn. Next game, I’m bringing paperwork for emergency call-ups.”

Sometimes, we get a game so absurdly long, so epically deranged, so mentally damaging, that the only thing left is to laugh... ...and start hydrating for the next one.

NEW YORK	000	002	000	100	000	001	000	4	–	8	12	2
SEATTLE	000	020	000	100	000	001	000	0	–	5	14	0

NEW YORK	AB	R	H	BI	SEATTLE	AB	R	H	BI
Wade 1b	10	2	3	0	Correa ss	9	0	0	0
Altuve 2b	9	1	2	1	Malloy cf	3	0	0	0
Judge rf	4	1	2	2	Kwan ph-cf	7	0	1	0
Hoerner pr	0	1	0	0	BLowe 2b-lf	10	0	2	2
Solano rf-lf	1	1	0	0	Chourio lf-rf	10	0	1	0
Tucker cf	7	1	0	0	Caminero dh	4	0	1	0
Chapman 3b	2	0	0	0	Turang dh	5	0	1	0
Rengifo ph-3b	4	1	1	2	SBrown rf	3	0	0	0
Mitchell lf	6	0	0	0	Horwitz ph-2b	1	0	0	0
Gurriel lf-rf	2	0	1	1	Clement pr-2b	4	0	2	0
HRamirez dh	10	0	1	1	LeMahieu 1b	7	1	1	0
Raleigh c	9	0	0	0	KLee c	9	2	4	3
MRojas ss	9	0	2	0	Hayes 3b	8	2	1	0
TOTALS	73	8	12	8	TOTALS	80	5	14	5

E-Rengifo,Rojas. 2B-Wade 2
HR-Altuve, Judge.
SB-Chapman 2. SH-Rengifo.
SF-Gurriel.

2B-BLowe,Chourio,Caminero
HR-KLee 2. CS-Clement,
Turang.

	IP	H	R	E	W	K		IP	H	R	E	W	K
Fried	7.0	2	2	2	2	6	PLopez	6.2	4	2	2	5	8
RSuarez	1.0	0	0	0	0	1	Voth	0.1	0	0	0	2	0
DLee	1.0	1	0	0	1	0	Barnes	1.0	0	0	0	0	0
MRodriguez	2.0	2	1	1	0	1	Jarvis	2.0	1	1	1	1	1
TyRogers	1.0	1	0	0	0	1	Gaddis	1.0	0	0	0	0	0
JDuran	1.0	1	0	0	0	1	BHudson	1.0	1	0	0	1	3
DWilliams	2.0	0	0	0	0	3	WoodsRchrdsn	9.0	2	1	1	3	7
Thompson (W)	7.0	7	2	2	2	3	EDiaz (L)	1.0	4	4	4	2	1
TOTALS	22.0	14	5	5	5	16	TOTALS	22.0	12	8	8	14	20

August 1: Packed House Welcomes TABL Back to Pittsburgh

The visitors defeated the home team today, but that did not dampen the enthusiasm around this beautiful new ballpark. The city of Pittsburgh was hosting their first TABL ballgame since the Hornets franchise left for Cleveland in 1995. The boys were back in town for a couple days.

Perhaps the most celebrated among them was new owner Zym Varrock, who plans to return this club to the Steel City in 2026. Every time he emerged through the window of the owners' suite, the crowd erupted in cheers.

On the field of play the Chicago Black Steers edged the *Cleveland* Hornets 7-6. The Steers led all afternoon behind home runs from Anthony Santander, Justin Turner, and Masyn Winn.

Spurred on by the upbeat throng, the Hornets rallied late. Jorge Soler and Vinny Pasquantino socked solo home run in the bottom of the 8th, cutting the deficit to 7-5. The Elly De la Cruz homered with one out in the 9th. But that was as close as they got.


There's so much left to do before the Hornets open play here in 2026. Naming rights for the ballpark are still up for grabs, for one thing. But if today's game is any indication, TABL baseball will prove to be a big success here in western Pennsylvania. Again.

CHICAGO 2 0 1 0 1 2 0 1 0 - 7 10 2

CLEVELAND 0 0 0 0 1 2 0 2 1 - 6 10 0

Boyd, Hoeing (6), Suter (8), Helsley (8) and Realmuto

Myers, Urena (6), Peguero (8), Holton (9) and Rortvedt



August 28:

Bucks Edge Mounties in Series Finale, Extend Lead in Tight Playoff Chase

In a game brimming with playoff implications, the Dallas Bucks eked out a 2–1 victory over the Seattle Mounties on Sunday afternoon, clinching the rubber match of a pivotal three-game set and nudging their lead to four games over Seattle in the loss column with just five games remaining.

The Bucks, who entered the day with a slim cushion, leaned on a masterful outing from starter Logan Gilbert and timely hitting to secure the win. Gilbert was dominant across eight innings, scattering three hits and striking out nine while allowing just one run—a solo homer to Jackson Chourio in the second inning. Closer Kirby Yates sealed the deal in the ninth, earning the save despite a leadoff walk.

Seattle struck first on Chourio’s blast, but the Bucks answered in the third when Colt Keith—who finished 2-for-3—singled home Maikel Garcia. The decisive blow came in the bottom of the eighth, when Corbin Carroll drove in Keith to give Dallas the lead for good.

Seattle’s pitching held its own for most of the afternoon. Starter Robert Gasser fanned seven over five innings, surrendering just one run. But reliever Jorge Alcala faltered in the eighth, yielding three hits and the go-ahead run.

The Mounties managed only three hits on the day and struck out ten times, struggling to solve Gilbert’s mix of fastballs and off-speed pitches. Chourio’s homer was the lone bright spot in an otherwise quiet offensive showing.


With the win, Dallas improves its postseason positioning, while Seattle faces an uphill climb with six games left and a four-game deficit to erase. The Bucks will look to maintain momentum as they head into the final stretch, while the Mounties must regroup quickly to keep their playoff hopes alive.

Linescore

Team	1	2	3	4	5	6	7	8	9	R	H	E
Seattle Mounties	0	1	0	0	0	0	0	0	1	3	1	
Dallas Bucks	0	0	1	0	0	0	1			2	6	0

Key Performers

- Logan Gilbert (DAL): 8 IP, 3 H, 1 ER, 9 K, W
- Colt Keith (DAL): 2-for-3, RBI, R
- Jackson Chourio (SEA): 1-for-4, HR, RBI
- Robert Gasser (SEA): 5 IP, 2 H, 1 ER, 7 K



August 30:

Bruins Need a Win versus Las Vegas to Clinch the NC East

The Bruins have a magic number of 1 with 4 games to go. Miami still hoping they can catch Boston...

Sam Hilliard puts the Bruins on the board in the second with a long homerun that also plated Pavin Smith.

Wilmer Flores answered with a solo HR in the 3rd but Boston grab that run right back in the bottom half when Smith scores Jazz Chisholm on a double.

Both teams trade runs in the 6th and have blank 7th innings. Tim Herrin comes on for Boston. He is greeted by a solo bomb by pinch hitter Byron Buxton. One out later, Fernando Alvarez also hits a big fly and we are tied at 4!

Hoffman strikes out the Bruins in order in the 8th and closer Cade Smith is called by Chase Utley to pitch the ninth. Loperfido leads off with a double but Flores fouls off 3 bunt attempts to look like an idiot who never learned to bunt (it probably is the case!). Lars Nootbar is called in to replace Matos and draws a walk. Smith fans Buxton but Yordan Alvarez slams one in the bleachers to take the 7-4 lead for Las Vegas!

Randal Grichuk pinch hits to start Boston's 9th against Josh Hader and rips a double. E4 by Wong and we have runners on the corners with no outs! Schanuel strikes out which brings Austin Wells to bat. Chase Utley motions to Giancarlo Stanton... Bruins going for the blog blow! Giancarlo hits a groundball at second base. Wong turns it beautifully over to Moore and back to Flores for the twin killing. Gamblers sweep and the Bruins have now lost 4 in a row going into the season's last series vs Cleveland.

LVG 7 10 2

BOS 4 9 0

W- Hoffman

L- Smith

S- Hader

HR- Flores, Buxton, Alvarez F, Alvarez Y (LVG); Hilliard x2 (BOS)

Ouch! That last one stung! Still, Boston has 3 chances to clinch the division against the Hornets. A loss by the Hawks will do too. It would really freaking suck to drop the flag at this point right?!



DALLAS WINS THE PENNANT

O'Hearn's Walk-Off Homer Clinches AC West for Bucks in Extra-Inning Thriller

DALLAS — After two missed chances to seal the AC West crown, the Dallas Bucks finally broke through in dramatic fashion Friday afternoon, walking off the Denver SkySharks 4–3 on Ryan O'Hearn's solo blast in the bottom of the 11th.

O'Hearn, who homered in the game 2 loss, delivered the decisive blow against reliever Michel Otanez, launching a no-doubt shot to right that sent the home crowd into a frenzy and punched Dallas's ticket to the postseason as division champs.

The win capped a tense, back-and-forth finale to the three-game set, with both teams trading momentum swings and clutch hits. Denver struck first in the third inning when Alex Bregman turned on a pitch from Seth Lugo and sent it over the left-field wall for a solo homer. But the Bucks roared back in the fifth, sparked by aggressive baserunning and a three-run bomb from rookie sensation Colt Keith.

Keith's homer—his second of the series—came after stolen bases by Oneil Cruz and Maikel Garcia, and gave Dallas a 3–1 lead. That advantage didn't last long. In the sixth, Michael Conforto tied the game with a two-run shot off Lugo, his second extra-base hit of the day.

From there, both bullpens took over. Denver's Jose Berrios gave way to a carousel of relievers, including Garrett Cleavinger, Beau Brieske, Ryan Pressly, and Ryan Thompson, who combined for three scoreless innings before Otanez was tagged in the 11th.

Dallas's 'pen was equally sharp. Mason Miller, Kirby Yates, Justin Martinez, and Jared Koenig held the line after Lugo's seven-inning start, with Koenig earning the win.

Team	1	2	3	4	5	6	7	8	9	10	11	R	H	E
Denver SkySharks	0	0	1	0	0	2	0	0	0	0	0	3	6	1
Dallas Bucks	0	0	0	0	3	0	0	0	0	0	1	4	7	0

August 31:

Braves Walk It Off on Carlos Santana's Single Crucial Victory over New York Clinches Pennant Tie

New York took the opener of this important series by a 2-1 score, cutting Buffalo's lead in the AC East to 2 games with 4 to play. This is a crucial game for both clubs as Buffalo next heads to Brooklyn to finish out the season and the Giants head home to face Toronto for its final series. A win by the Braves can assure them at least a tie for the AC East crown. They will start Bryan Woo against New York's Blake Snell.

Buffalo rookie Jackson Merrill, getting a rare start against a lefty, made his manager look good by belting a solo HR in the 2nd to give the Braves the early 1-0 lead. New York managed baserunners in each of the first 4 innings, but each time Woo buckled down to work through it. Then with one down in the Buffalo 4th Josh Naylor hit a solo home run to make it 2-0. Only 2 hits for the Braves so far, but both left the yard!

Top of the fifth. Cal Raleigh doubles to start the inning for NY. Rojas is retired, Raleigh holding. Altuve followed with a single, scoring Raleigh and cutting the lead in half. Arraez singled, Altuve to second. Judge to the plate in a huge spot. Dwight Evans made a move to the mound, then opted to stick with Woo. Judge struck out! But, Kyle Tucker doubled - one of those bloop to rightfield just inside the line kind of doubles - scoring Altuve and Arraez holding at third. Gurriel with a chance to be a hero, grounded out to end the inning. New ballgame 2-2!

Fast forward to the 7th, still 2-2. Woo set the side down in order. Snell struck out Adames to open the inning, then Contreras singled. Naylor legged out an infield single and Buffalo had a threat working. Then, JRod also legged out another infield single. Bases loaded. With nothing hard hit off him yet, the Giants opted to stick with Snell. Merrill K'd and Santana flew out harmlessly to end the threat. A huge missed opportunity for the Braves.

Both starters would depart after 7 complete. Each allowed only a pair of runs and combined for 20 strikeouts.

Solid relief work moves the game to the bottom of the 9th. Robert Suarez on for New York to face Julio Rodriguez. JRod bloop a single over the shortstop's head. Merrill raps a ball back to the pitcher, Rodriguez was off with the pitch, so Suarez only gets the out at first. Then veteran Carlos Santana comes through for Buffalo with a single to right. Judge comes up throwing, I hesitated - Rodriguez has really good speed, Judge has a 36 arm - then sent the runner and he was SAFE! Santana walks it off!

Buffalo wins in dramatic fashion!! Holy smokes, what a game!
Buffalo's lead is back to 3 games in the East with 3 to play.

September 1:

Boston Pins Pennant Hopes on Rookie Skenes

New month and a new chance for the Bruins to win the NC East, just one year removed from finishing dead last in TABL in an historically bad season...

The Bruins are sending rookie Paul Skenes to try and finish the job and he looks solid through four. In the bottom of the 4th Cowser leads off with a single and Wells walks after 2 outs. Tyler Fitzgerald then parks one in the bleachers for the 3-run homer and the Bruins look in control.

Top of the 5th, after one out Skenes flinches for the first time. A big fly to right field by Larnach which barely clears the fence. Soderstrom's following home run wasn't even close though! Back-to-back jacks for Cleveland and it's a one-run ballgame!

Singer walks Giancarlo and Cowser after 2 outs in the 5th but gets Hilliard to ground out to Soderstrom to end the threat.

Skenes sends the Hornets down in order in the 6th. His team follows up by giving him an insurance run: Schanuel gets a lead off walk and advances to third on Wells' double. Fitzgerald pops up at 2nd but India gets the RBI next on a groundball deep to first base. 4-2 Boston.

Tim Herrin having been very shaky lately, Chase Utley sent in Daniel Lynch to set up in the 8th. Tyrone Taylor was called in to pinch it and ripped a lead off double (it seems all away pinch hitters are getting hits tonight!). Kiner-Falefa then grounds out to Lynch advancing Taylor to third. Then with Bryan Reynolds up...

** B. REYNOLDS facing D. LYNCH, T 8th, 1 Out, Runner on 3rd, Behind 2-4
Infield deep ... checks third ... he delivers ... lined into center ... BADER charges in
and he grabs it on the run ... the ball seemed to hang up for him ... TAYLOR tags
TRY TO SCORE? (1-yes, 2-no*)
they're waving him home ... here comes the throw ... and he's ... out by inches! ... double play!
go to town, Bruins! ... they cut off the run! ... the coach was waving him on with two outs
he was going all the way ... and they finished his story at the front door
and TAYLOR's not happy ... he's arguing with the ump ... but the manager cools him down*

Oh my God! A fast dude like Taylor too! Bruins still up by a pair. Michael Kopech pitches a scoreless eight and the Bruins send in Cade Smith to try and clinch the pennant.

He fans the ever dangerous Bobby Witt to start the inning but Jorge Soler works a long base on balls to put the tying run at the plate. Budding superstar Elly De La Cruz is then punched out. Last chance for Cleveland with Hunter Renfroe...

** H. RENFROE facing C. SMITH, T 9th, 2 Outs, Runner on 1st, Behind 2-4
Here's the pitch from SMITH ... a little roller to the right side ... INDIA running in
he pounces on it ... flips it to first ... and he's gone ... and that's it*

Go crazy folks!! The Boston Bruins are your 2025 NC East Champions!! What a turnaround this is after a catastrophic 27-win season in 2024!! Who better than first overall pick Paul Skenes to get this critical win?!



CLE 2 4 0
BOS 4 6 0

W- Skenes
L- Singer
S- Smith
HR- Larnach, Soderstrom (CLE); Fitzgerald (BOS)

September 1: TORONTO at NEW YORK

Final series of the year! The Giants are 3 back, in 2nd place. Toronto is in 4th, one game behind Brooklyn for the final playoff spot. A lot on the line tonight.

It was a stretch-drive slugfest. The Beavers, fighting for their lives, out-homered the Giants 4 to 2 tonight, but New York won the count that matters the most, out-scoring Toronto 10-6.

The win means that New York can finish no lower than 2nd. They still have an outside shot at the division flag. But right now, they're happy just to get off of the diamond and away from the noisy hard-swinging visitors.

Mark Vientos cracked the first Toronto homer, a solo shot in the 2nd. But starter Andrew Abbott was blitzed in the bottom of the inning. A walk, Lourdes Gurriel's double, Luis Rengifo's single, and Matt Chapman's big fly... and it was quickly 4-1 New York.

Jeremy Pena tagged Webb for a solo shot in the 3rd. But when Abbott walked the first two Giants in the bottom, Toronto manager Tim Wallach made the aggressive move, calling in hard-throwing Dedniel Nunez. The situation got worse when Nunez hit Gurriel with a heater to load the bases.

The game was at a tipping point. Sacks jammed, nobody out. And Nunez reared back and whiffed Rengifo and Chapman! Almost out of the woods. Then, with Miguel Rojas at the plate, this happened...

*** M. ROJAS facing D. NUNEZ, B 3rd, 2 Outs, Bases Loaded, Ahead 4-2**

The runners take their lead ... the pitch ... grounded to PENA

and it bounces off the heel of his glove ... it rolls into the outfield ... JUDGE scores

TUCKER is right behind him ... GURRIEL's heading for third ... he dives ... VIENTOS's tag

safe! ... ROJAS takes a big turn around first ... he'll hold there

score that E6 on Jeremy PENA

A costly mistake by one of the league's best shortstops. Now it's 6-2.

The Giants later increased the lead to 8-2 with two runs in the 5th, keyed by Chapman's RBI double.

So it looked like a stroll in the park for Webb, on his way to his 10th win of the season. But Toronto came back fighting. Nathaniel Lowe hit Webb's first pitch in the 6th out of the park. Jake Burger was also taking tremendous hacks at the plate, and Webb ended up walking him.

With the deep NY bullpen well rested, manager Angel Pagan decided to pull his main man here. Tyler Rogers came on for a visibly frustrated Webb. Vientos singled, and one out later Bryan de la Cruz stunned the raucous crowd with a three-run blast. 8-6! This wasn't going to be easy after all; and why did any of us think different?

The Giants sweated their way through the remaining innings. Three relievers worked the last three innings, and Miguel Rojas socked a big two-run homer in the 7th to give them a little breathing space.

MEANWHILE. Across town, across the Harlem River, Brooklyn hosts Buffalo tonight. A Panther win will put them two games up on Toronto for the final playoff spot with two games to play. A Buffalo win, on the other hand, will keep this battle for the last wild card spot close...and incidentally clinch the pennant for the Braves.

September 1: BUFFALO at BROOKLYN

For ten innings, tension clung to the Brooklyn night like fog over the harbor. Every crack of the bat, every called strike felt heavier than the last. By the time the final out settled into Josh Naylor's glove, the Buffalo Braves had barely escaped with a 4–3 win. As they celebrated their pennant on the infield grass, the Panthers were left staring at the dirt, knowing they had been one swing away.

It began as a pitcher's duel between two masters of control: **Chris Sale** for the Braves, **Tanner Bibee** for Brooklyn. Sale danced through traffic, weaving his way out of a bases-loaded jam in the first, while Bibee's slider whispered through the strike zone like a blade.

But the first break came in the third. A misplayed liner by right fielder Mike Tauchman opened the door, and **William Contreras** ripped a two-run single to center. Arozarena crossed the plate standing, and just like that, Buffalo led 2–0 — the crowd groaning as if it had felt the punch itself.

Then came the fifth — and a moment that seemed to bury Brooklyn. **Jackson Merrill** launched a high fly to right that kept carrying, kept climbing, and just cleared Tauchman's glove. 3–0 Braves. Sale stalked off the mound in the sixth with a three-run cushion, every inch the warrior.

Brooklyn looked lifeless — until the seventh. Sale was still in command, still the master, when **Ha-Seong Kim** walked, and pinch-hitter **Jason Heyward** took a fastball off the arm. One out later, **Marcell Ozuna** came up with two men on. The crowd rose. The pitch came in — and Ozuna crushed it. A soaring drive to center that no one even bothered to chase.

Tie game, 3–3. The stadium shook as Ozuna rounded the bases, fists pumping.

From there, the game tightened into a vice. Both bullpens refused to blink. Brooklyn **lost Kim to injury** after a hit-by-pitch in the eighth, and still they fought. Gunnar Henderson stole two bases. Heyward ran down liners in right. Carlos Estévez escaped a ninth-inning scare with a diving stop by new second baseman Gleyber Torres.

Then, the 11th.

Buffalo's **Julio Rodríguez** led off with a single. Yoshida bunted — and reliever **Ben Joyce** fumbled it, then threw it away. Rodríguez never stopped running. He slid home headfirst, safe by inches. A single run, born of panic and hustle. 4–3 Braves.

Brooklyn's last chance fell to **Juan Soto** in the bottom of the 11th. Two outs. Nobody on. The tying run was a fantasy now. He chopped a sharp one to Naylor at first — and the glove closed.

Game over.

The Panthers had clawed all the way back from despair, only to watch victory slip through their fingers in extra innings.

A thriller. A heartbreak. And a warning that the season's longest nights can turn on a single bad throw.

Trout's Blast Sends Brooklyn to the Playoffs!

Panthers Clinch Final Spot After Crosstown Help and a Heroic Swing

Brooklyn — On a gray, tense evening at Ebbets Field, the Brooklyn Panthers turned anxiety into ecstasy. With their season hanging by a thread and help arriving from across town, the oft-injured but ever-mighty **Mike Trout** delivered the blow that sent the Panthers roaring into the postseason.

The scenario was simple: with the New York Giants topping Toronto in back-to-back games, Brooklyn's path was clear — win, and they were in. But standing in their way was **Garrett Crochet**, the Buffalo Braves' fireballing lefty, whose blazing fastball and snapping slider have made hitters look foolish all season.

Brooklyn countered with their own lefty ace, **Tarik Skubal**, in what promised to be a duel of dominance.

Buffalo struck first in the opening frame. A double by Willy Adames and an RBI liner from Josh Naylor put the Braves ahead 1–0. Brooklyn got 2 hits of Crochet in the first, but he struck out Semien to end the threat.

In the bottom of the 2nd, Gunnar Henderson, who had been moved down to the 7th slot in the order against the tough lefty, juiced a Crochet heater for a game-tying homer.

Then came the third inning — the moment that will be remembered in Panthers lore. After a leadoff walk to Juan Soto and a fielder's choice from Marcell Ozuna, Trout stepped into the box. The future Hall of Famer, who's battled injuries and frustration all season, watched the first pitch, adjusted his gloves, and waited for his pitch. Crochet delivered a fastball up and over the plate — and Trout did not miss. The crack echoed like thunder. The ball soared high into the cool night air, deep to center, as Buffalo's Jackson Merrill turned to watch. The crowd rose, breath held — and then erupted. The ball landed deep beyond the wall.

Trout's two-run homer gave Brooklyn a 3–1 lead and, with it, a heartbeat.

From there, Skubal took over. The lefty found his rhythm, spinning five brilliant innings and silencing Buffalo's bats. The Panthers' bullpen — a trio of Edwin Uceta, Nick Martinez and Clay Holmes, slammed the door shut, combining for three shutout frames. Meanwhile, the Panthers added an important insurance run in the 8th on Henderson's 2 out RBI double.

Holmes stayed in to work the 9th, but after he walked J-Rod to lead off, Maddux called for his closer, Carlos Estevez. Estevez got Merrill to ground out, forcing J-Rod, and fanned Santana. After debating pinch-hitting for Bohm, Alec was allowed to hit — and he responded with a ringing double. #9 Gonzalez was due up, but Masataka Yoshida was called upon to pinch-hit, representing the tying run.

When the umpire signaled, "Strike three", Trout and his teammates converged on the mound to celebrate while the crowd of 45,000 thundered his name.

"This is why you play through it," Trout said afterward, his voice cracking. "It's been a tough year, but I wasn't missing this moment."

Brooklyn's 4–1 victory not only sealed the final Atlantic Conference playoff berth — it also capped a week of improbable fortune. The Giants' wins over Toronto cracked the door open; Trout's bat blew it wide.

Manager Mike Maddux called it *"a perfect baseball story."*

"We needed a hero tonight," he said. "And who else but Mike Trout?"

As the champagne flowed in the clubhouse and the roar of the crowd lingered outside, one thing was clear — Brooklyn is back in October. And their most resilient star just might be ready to write one more chapter.

September 3:

Jacob Waguespack Night Turns Into a Friars Party, With a Side of Shohei Chaos

By Al Grant Brisbee

SAN DIEGO — You know it's been a good season when the biggest question before the final game is whether the bobble-head giveaway will cause any issues before the game. (It did not.)

Jacob Waguespack Bobble-head Night was always going to be more about vibes than standings, but the Friars made sure to sprinkle in some fireworks just in case anyone forgot who ran the West.

Waguespack himself gave the home crowd exactly what they wanted — five and a third innings, eight strikeouts, a couple of "how'd he miss that?" sliders, and a quick trip to the souvenir line before the bottom of the sixth. The Friars rolled past the San Francisco Bays 9–3, a tidy little tune-up before playoff baseball begins in earnest.

For the Bays, this one was a formality wrapped in a sigh. They locked up their playoff spot the night before when St Louis beat Las Vegas, which meant that half the lineup was basically a roll call from Triple-A.

Still, they came out swinging: Lane Thomas smoked a two-run homer in the first that sounded like it broke the sound barrier and briefly gave San Francisco a 2–0 lead. Then Waguespack decided, "That's enough fun," and mowed down everything that moved for the next four innings.

With Waguespack on the hook for the loss going into the bottom of the 5th, the Friars' fifth inning was what you'd call casually relentless. Carlos Correa laced a game-tying single past short, bringing the crowd to their feet. Then Mike Yastrzemski

doubled in a pair because baseball is weird like that and all of a sudden Waguespack was in line for the WIN.

Casey Schmitt knocked in another to make it 5–2. That was all before Gavin Sheets — yes, the same Gavin Sheets who has been called up for just this series after being in the minors all year — parked a three-run homer in the seventh that made it 9–2 and sent everyone to the concession stands for one last churro.

And then, as if the crowd hadn't gotten enough of a show, here came Shohei Ohtani in the eighth — pinch-hitting, bat twirling, aura glowing. A 25-35 season already in the books. He drew a walk, because of course he did, then immediately stole second *and* third against 3rd string catcher Blake Sabol, who didn't come close to throwing out Ohtani either time. A 25 HR, 38 SB year where he hit .325. Sheesh.

By the ninth, the ballpark was half full of fans holding their Waguespack bobbleheads up like trophies, half full of people just basking in the last warm night of summer baseball. The Friars smiled, the Bays stretched, and everyone went home happy — or at least postseason-ready.

Sometimes the last game of the season is a formality. Sometimes it's a curtain call. On Waguespack Night, it was a little bit of both.

	<u>1</u>	<u>2</u>	<u>3</u>	<u>4</u>	<u>5</u>	<u>6</u>	<u>7</u>	<u>8</u>	<u>9</u>	<u>R</u>	<u>H</u>	<u>E</u>
San Francisco Bays	2	0	0	0	0	0	0	0	1	3	4	1
San Diego Friars	0	0	0	0	5	1	3	0	9	13	0	
WP - Waguespack												
LP - Sears												

San Diego finishes the regular season with an 11-game winning streak. Still, they know that the playoffs are a different animal. One only need to look back 12 months when the Friars were bounced in the first round by San Francisco despite the Friars having the best record in TABL.

The same is not true this year. Not entirely. San Diego will finish with 53 wins. Good for 3rd best in TABL. However, it's tops in the National Conference.

San Francisco hopes that this 3-game sweep isn't a sign of things to come. This year they will head to Boston for their first-round match and try to relive last season's run to the World Series. Or maybe they will head back up north to re-up on their LSD micro dosages...



Jacob Waguesbobble

TABL Complete Game No-Hitters/Perfect Games (97) and 20/20 Seasons (10)

No Hitters

Denny Lemaster	1968
Denny McLain	1968
Jerry Koosman	1968
Mike McCormick	1970
Dave Roberts	1972
Dock Ellis	1972
Jim Palmer	1973
Jon Matlack	1973
Larry Dierker	1973
Jon Matlack (2 nd)	1975
Ross Grimsley	1975
Bill Travers	1977
Jerry Koosman (2 nd)	1977
John Denny	1977
Steve Rogers	1978
Ron Guidry	1979
Steve Carlton	1979
Steve Carlton (2 nd)	1981
Doyle Alexander	1982
Tom Seaver	1982
Greg Maddux	1983
Jerry Reuss	1983
Steve Rogers (2 nd)	1983
John Denny (2 nd)	1984
Bert Blyleven	1985
Dwight Gooden	1985
Dwight Gooden (2 nd)	1986
Dwight Gooden (3 rd)	1986
Fernando Valenzuela	1986
Jerry Reuss (2 nd)	1986
Joaquin Andujar	1986
Bob Walk	1989
Bret Saberhagen	1990
Greg Maddux (2 nd)	1990
Dennis Martinez	1991
Jose Rijo	1991
Rick Sutcliffe	1992
Alex Fernandez	1994
Chuck Finley	1994
Greg Maddux (3 rd)	1995
Roger Clemens	1995

Chuck Finley (2 nd)	1996
Greg Maddux (4 th)	1996
Mark Portugal	1996
Tom Candiotti	1996
Greg Maddux (5 th)	1998
Pedro Martinez	1998
Bartolo Colon	2000
Kevin Brown	2000
Randy Johnson	2001
Shane Reynolds	2002
Jarrod Washburn	2003
Tony Armas	2003
Mike Mussina	2004
Randy Johnson (2 nd)	2005
Carlos Zambrano	2007
Chuck James	2007
Cliff Lee	2009
Roy Halladay	2011
Bruce Chen	2012
Gavin Floyd	2012
Vance Worley	2012
Jose Quintana	2013
Kris Medlen	2013
Mike Leake	2014
Tim Hudson	2015
Carlos Martinez	2017
Chris Tillman	2017
Jameson Taillon	2017
Drew Pomeranz	2018
Drew Pomeranz (2 nd)	2018
Zack Greinke	2018
Blake Snell	2019
Jacob deGrom	2019
Johnny Cueto	2019
Jeff Samardzija	2020
Brad Keller	2021
Dallas Keuchel	2021
Gerrit Cole	2021
Jacob deGrom (2 nd)	2021
Lance Lynn	2021
Max Fried	2021
Yonny Chirinos	2021


Framber Valdez	2023
Joe Musgrove	2023
Noah Syndergaard	2023
Braxton Garrett	2024
Jose Berrios	2024
Zack Wheeler	2024
Kodai Senga	2024
Zack Wheeler (2 nd)	2024
Gerrit Cole (2 nd)	2024
Zac Gallen	2024
Max Fried (2 nd)	2025

Perfect Games

Dave Righetti	1982
Bret Saberhagen	1986
Mike Dunne	1988
Russ Ortiz	2000

20/20 Seasons

	Year	HR	SB
Bobby Tolan	1970	20	28
Carl Yastrzemski	1971	24	28
Bobby Bonds	1974	23	36
Eric Davis	1987	22	31
Barry Bonds	1995	23	20
Reggie Sanders	1996	20	22
Barry Bonds	1997	23	22
Ronald Acuna	2020	26	20
Ronald Acuna	2024	21	39
Shohei Ohtani	2025	25	38



Barry Bonds



Ronald Acuna

AMERICAN CONFERENCE TEAM STATISTICS

					Home			Away					
AC East	W	L	Pct.	GB	W	L	Pct	W	L	Pct			
Buffalo	56	-	28	.667	0	29	-	13	.690	27	-	15	.643
New York	54	-	30	.643	2	28	-	14	.667	26	-	16	.619
Brooklyn	49	-	35	.583	7	26	-	16	.619	23	-	19	.548
Toronto	47	-	37	.560	9	24	-	18	.571	23	-	19	.548
Philadelphia	40	-	44	.476	16	17	-	25	.405	23	-	19	.548
					Home			Away					
AC West	W	L	Pct.	GB	W	L	Pct	W	L	Pct			
Dallas	43	-	41	.512	0	25	-	17	.595	18	-	24	.429
Seattle	38	-	46	.452	5	23	-	19	.548	15	-	27	.357
Denver	34	-	50	.405	9	13	-	29	.310	21	-	21	.500
Cincinnati	30	-	54	.357	13	16	-	26	.381	14	-	28	.333
Houston	29	-	55	.345	14	13	-	29	.310	16	-	26	.381

2025 American Conference Team Batting															
Team	AVG	AB	R	H	2B	3B	HR	RBI	BB	K	HBP	SB	OBP	SLG	OPS
NYG	.249	2892	386	719	152	2	133	372	304	769	17	42	.324	.441	.764
BUF	.247	2841	342	703	164	9	96	331	236	705	35	61	.313	.413	.726
BKN	.232	2792	360	648	133	21	125	352	264	683	0	35	.298	.429	.728
CIN	.229	2889	334	663	158	11	113	323	234	782	27	24	.293	.409	.702
PHI	.225	2844	327	640	141	13	85	312	214	704	49	68	.291	.373	.664
SEA	.222	2816	287	624	136	10	96	276	209	642	14	37	.279	.379	.658
DEN	.219	2818	312	617	157	14	87	300	238	763	28	13	.286	.377	.664
HOU	.216	2856	271	617	133	6	98	262	211	725	26	9	.276	.370	.646
DAL	.215	2775	300	596	125	16	79	290	208	708	22	97	.275	.357	.632
TOR	.212	2839	305	603	132	6	101	291	199	808	39	24	.273	.370	.643
TOTAL	.227	28362	3224	6430	1431	108	1013	3109	2317	7289	257	410	.291	.392	.683

2025 American Conference Team Pitching															
Team	W	L	SV	G	GS	CG	SHO	IP	H	R	ER	BB	K	HR	ERA
BUF	56	28	28	341	84	3	3	752 2/3	573	228	216	192	782	87	2.58
NYG	54	30	23	358	84	3	2	770 2/3	593	273	249	218	699	83	2.91
BKN	49	35	17	348	84	9	9	746	593	282	259	229	723	78	3.12
TOR	47	37	25	351	84	3	3	769	580	288	270	221	798	101	3.16
DAL	43	41	25	299	84	4	4	747 1/3	585	308	288	216	720	111	3.47
SEA	38	46	17	312	84	6	4	751	667	331	296	224	715	93	3.55
HOU	29	55	13	315	84	8	6	751 1/3	719	377	333	223	719	102	3.99
PHI	40	44	29	357	84	3	1	751 1/3	703	364	336	244	716	127	4.02
DEN	34	50	19	347	84	3	3	745	666	366	336	277	622	114	4.06
CIN	30	54	15	343	84	1	1	754	752	409	372	274	793	118	4.44
TOTAL	421	421	200	3233	842	70	49	7618	6882	3557	3255	2464	7280	1076	3.85

AMERICAN CONFERENCE PLAYER AND PITCHER OF THE YEAR

Aaron Judge Reigns Supreme as 2025 TABL American Conference Player of the Year

In a season overflowing with offensive firepower, one name stood above the rest: Aaron Judge. The New York Giants slugger was unanimously voted the 2025 TABL American Conference Player of the Year, receiving all ten first-place votes in a landslide victory that underscored his dominance at the plate and his impact on the playoff-bound Giants.

Judge's Towering Season

Aaron Judge's 2025 campaign was a thunderous reminder of his MVP-caliber talent. He led all of TABL in:

- **Home runs (27, tied with NC's Jose Ramirez)**
- **Walks (78)**
- **SLG, OBP, OPS (.653, .443, 1.096)**

His 55 RBIs and .285 average (based on 82 hits in 288 at-bats) anchored the Guardians' offense, while his plate discipline and power made him the most feared hitter in the league. Voters responded in kind, awarding him a unanimous ten first-place votes—the only player in any TABL award category to achieve that feat this season.

Guerrero Jr. and Soto Shine Bright

Vladimir Guerrero Jr. and Juan Soto both turned in stellar seasons worthy of top-tier recognition:

- Guerrero Jr. posted **101 hits, 16 homers**, and **45 RBIs**, finishing second in total points.

- Soto mashed **24 home runs**, drew **40 walks**, and drove in **50 runs**, finishing just behind Guerrero in third.

Contreras and Raleigh Power from Behind the Plate

William Contreras and Cal Raleigh proved that catchers can swing with the best:

- Contreras hit **.284** with **16 homers** and **54 RBIs**, earning votes across all five ballot tiers.
- Raleigh crushed **21 home runs** in just 253 at-bats, showcasing elite power and run production.

Their presence behind the dish and in the batter's box made them invaluable assets and earned them top-five finishes.

Depth and Versatility

Manny Machado's **90 hits** and **58 RBIs** kept Philadelphia competitive, while Marcell Ozuna's **23 homers** and Steven Kwan's **.309 average** added variety to the ballot. Francisco Lindor's **21 stolen bases** and steady production rounded out a deep and talented field.

Final Word

Aaron Judge didn't just win the 2025 TABL American Conference Player of the Year—he owned it. With unmatched power, patience, and production, Judge reminded the league why he's one of the game's most iconic figures.

Final Voting Results

AC Player		1st	2nd	3rd	4th	5th	PTS
Judge	Aaron	10					80
Guerrero Jr	Vladimir		4	4	2		36
Soto	Juan		4	2	3		32
Contreras	William		2	4	2	1	27
Raleigh	Cal				1	3	5
Machado	Manny				1	2	4
Ozuna	Marcell				1	1	3
Kwan	Steven					2	2
Lindor	Francisco					1	1



Skubal Surges Late to Capture 2025 TABL American Conference Pitcher of the Year

In a season brimming with elite arms and razor-thin margins, Brooklyn’s Tarik Skubal emerged as the 2025 TABL American Conference Pitcher of the Year, edging out New York’s Max Fried in one of the closest votes in recent memory.

Skubal and Fried each garnered five first-place votes, but Skubal’s stronger support in second-place balloting gave him the edge in total points, 65 to 56, in a race that reflected the depth and diversity of dominant pitching across the conference.

🔥 Skubal’s Statement Season

Tarik Skubal’s 2025 campaign was a masterclass in efficiency and dominance. The southpaw posted a league-best 1.79 ERA over 105.2 innings, allowing just 56 hits and 21 earned runs. His 125 strikeouts ranked among the conference leaders, and his 3 complete games and 3 shutouts underscored his ability to go deep and dominate.

🥈 Fried’s Near-Perfect Run

Max Fried was nearly flawless in 2025, finishing with a sparkling 12–1 record and a 2.65 ERA. Over 95 innings, he allowed just 28 earned runs and struck out 71 batters. His lone blemish may have been a lower strikeout rate compared to his peers, but his win total and command kept him in the thick of the race.

Fried’s five first-place votes matched Skubal’s, but a lack of second-place support ultimately cost him the award.

🏆 Final Voting Snapshot

AC Pitcher		1st	2nd	3rd	4th	5th	PTS
Skubal	Tarik	5	5				65
Fried	Max	5	2	1	1	1	56
Lopez	Pablo		2	2	2		20
Imanaga	Shota		1	4		2	19
Bibee	Tanner				4	3	11
Puk	AJ			3		2	11
Kirby	George				1	1	3
Wheeler	Zack				1	1	3
Webb	Logan				1		2

🌐 López, Imanaga, and the International Arms Race

Seattle’s Pablo López and Houston’s Shota Imanaga both made compelling cases. López dazzled with 133 strikeouts and a 2.05 ERA over 105.1 innings, while Imanaga led the league in complete games (5) and shutouts (3), finishing with a 2.15 ERA and just 15 walks.

Their performances highlighted the growing international influence on TABL pitching, with Imanaga’s pinpoint control and López’s swing-and-miss stuff drawing admiration across the league.

⚾ Bullpen Brilliance and Rising Stars

Philadelphia’s AJ Puk was the top reliever in the conference, posting a microscopic 0.31 ERA and 26 saves in just 28.2 innings. Though relievers rarely win the award, Puk’s dominance earned him five votes and a sixth-place finish.

Brooklyn’s Tanner Bibee quietly posted an 11–4 record with a 2.87 ERA, while Zack Wheeler (134 K) and George Kirby (107 K) rounded out a deep and talented field.

🏠 Final Word

In a year where excellence was the norm, Tarik Skubal’s blend of power, precision, and poise stood out. His late-season surge and league-best ERA sealed the deal in one of the tightest races in recent memory. As the TABL postseason looms, Skubal’s arm may prove just as valuable in October as it was all summer long.



AMERICAN CONFERENCE BATTING LEADERS

AC AVG

Steven	Kwan	SEA	.309
Vladimir	Guerrero Jr	CIN	.306
Juan	Soto	BKN	.291
Aaron	Judge	NYG	.285
William	Contreras	BUF	.284

AC OBP

Aaron	Judge	NYG	.443
Vladimir	Guerrero Jr	CIN	.374
Juan	Soto	BKN	.369
Steven	Kwan	SEA	.365
Riley	Greene	DEN	.357

AC SLG

Aaron	Judge	NYG	.653
Juan	Soto	BKN	.591
Vladimir	Guerrero Jr	CIN	.545
Marcell	Ozuna	BKN	.527
Cal	Raleigh	NYG	.514

AC OPS

Aaron	Judge	NYG	1.096
Juan	Soto	BKN	.960
Vladimir	Guerrero Jr	CIN	.920
Marcell	Ozuna	BKN	.874
William	Contreras	BUF	.863

AC HR

Aaron	Judge	NYG	27
Juan	Soto	BKN	24
Marcell	Ozuna	BKN	23
Cal	Raleigh	NYG	21
Kyle	Tucker	NYG	20

AC RBI

Manny	Machado	PHI	58
Aaron	Judge	NYG	55
William	Contreras	BUF	54
Marcell	Ozuna	BKN	54
Juan	Soto	BKN	50



Steven Kwan, Seattle Mounties

AC RUNS

Aaron	Judge	NYG	65
Vladimir	Guerrero Jr	CIN	61
Juan	Soto	BKN	59
Francisco	Lindor	PHI	57
Riley	Greene	DEN	51

AC HITS

Vladimir	Guerrero Jr	CIN	101
Juan	Soto	BKN	94
Alex	Bregman	DEN	91
William	Contreras	BUF	91
Manny	Machado	PHI	90

AC Stolen Bases

Francisco	Lindor	PHI	21
Anthony	Volpe	DAL	19
Corbin	Carroll	DAL	17
Bryson	Stott	BUF	15
Oneil	Cruz	DAL	14

AC Doubles

Vladimir	Guerrero Jr	CIN	31
Ezequiel	Tovar	HOU	29
Aaron	Judge	NYG	25
Alec	Bohm	BUF	25
William	Contreras	BUF	23

AC Triples

Corbin	Carroll	DAL	5
Gunnar	Henderson	BKN	5
Jackson	Merrill	BUF	5
Juan	Soto	BKN	4
Riley	Greene	DEN	4



Aaron Judge, New York Giants

AMERICAN CONFERENCE PITCHING LEADERS

AC ERA

Tarik	Skubal	BKN	1.79
Pablo	Lopez	SEA	2.05
Shota	Imanaga	HOU	2.15
Sean	Manaea	NYG/CIN	2.52
Max	Fried	NYG	2.65

AC K's

Zack	Wheeler	TOR	134
Pablo	Lopez	SEA	133
Tarik	Skubal	BKN	125
Logan	Gilbert	DAL	124
Shota	Imanaga	HOU	115

AC Appearances

Luke	Weaver	TOR	41
Jason	Adam	BUF	40
Hunter	Gaddis	SEA	40
Tayler	Scott	PHI	40
Robert	Suarez	NYG	40

AC Wins

Max	Fried	NYG	12
Tanner	Bibee	BKN	11
Logan	Webb	NYG	10
Bryce	Miller	BUF	9
Tarik	Skubal	BKN	8

AC Saves

AJ	Puk	PHI	26
Taylor	Rogers	TOR	24
Kirby	Yates	DAL	23
Blake	Treinen	BUF	21
Ryan	Pressly	DEN	18

AC Innings Pitched

Logan	Webb	NYG	120
Seth	Lugo	DAL	115
George	Kirby	DAL	115
Logan	Gilbert	DAL	111
Zack	Wheeler	TOR	108



Tarik Skubal, Brooklyn Panthers



AJ Puk, Philadelphia Stars

Buffalo Braves
AC East – 1st Place (56-28)
2025 TABL Champions

<u>Name</u>	<u>AVG</u>	<u>G</u>	<u>AB</u>	<u>R</u>	<u>H</u>	<u>2B</u>	<u>3B</u>	<u>HR</u>	<u>RBI</u>	<u>SLG</u>	<u>OBP</u>	<u>BB</u>	<u>SO</u>	<u>SB</u>
Mauricio Dubon	.333	9	6	1	2	0	0	0	2	.333	.333	0	0	0
Christian Yelich	.293	46	140	27	41	4	1	5	12	.443	.400	22	37	12
William Contreras	.284	84	320	42	91	23	0	16	54	.506	.357	34	89	0
Masataka Yoshida	.283	17	53	7	15	4	0	1	9	.415	.333	1	9	0
Jackson Merrill	.270	70	270	39	73	16	5	13	33	.511	.296	10	38	4
Julio Rodriguez	.270	83	330	43	89	13	0	10	30	.400	.319	22	95	11
Bryson Stott	.262	78	229	27	60	14	1	4	27	.384	.327	20	42	15
Carlos Santana	.255	71	243	28	62	15	1	7	34	.412	.320	21	47	0
Wily Adames	.252	84	322	41	81	21	0	17	44	.475	.313	29	106	8
Romy Gonzalez	.245	20	49	3	12	1	0	1	5	.327	.245	0	16	0
Alec Bohm	.244	84	287	20	70	25	1	5	35	.390	.313	27	50	0
Austin Hays	.212	30	85	9	18	4	0	2	6	.329	.272	2	23	1
Josh Naylor	.208	26	101	10	21	5	0	5	9	.406	.259	5	27	0
Randy Arozarena	.176	82	318	37	56	15	0	7	23	.289	.282	35	105	10
Ty France	.172	9	29	2	5	2	0	1	3	.345	.200	1	4	0
Rhys Hoskins	.125	16	56	5	7	2	0	2	5	.268	.210	6	17	0
Carson Kelly	.000	5	3	1	0	0	0	0	0	.000	.250	1	0	0
Totals	.247	84	2841	342	703	164	9	96	331	.413	.313	236	705	61

<u>Name</u>	<u>ERA</u>	<u>W</u>	<u>L</u>	<u>SV</u>	<u>G</u>	<u>GS</u>	<u>CG</u>	<u>SHO</u>	<u>IP</u>	<u>R</u>	<u>ER</u>	<u>H</u>	<u>HR</u>	<u>SO</u>	<u>BB</u>
Blake Treinen	0.78	0	0	21	23	0	0	0	23	4	2	11	1	21	4
Luis Guerrero	0.90	0	0	0	7	0	0	0	10	1	1	8	1	11	0
Jose Jimenez	1.00	2	0	0	19	0	0	0	18	2	2	8	1	14	4
Chris Sale	1.07	3	0	0	5	5	1	1	33.2	4	4	13	1	32	10
Greg Weissert	1.20	0	1	0	31	0	0	0	30	5	4	23	3	25	6
Bryan Woo	1.21	7	2	0	10	10	2	2	67	10	9	38	4	59	10
Orion Kerkering	1.45	0	0	7	31	0	0	0	31	5	5	15	1	32	7
Jason Adam	1.63	4	2	0	40	0	0	0	38.2	7	7	18	2	43	15
Ryan Yarbrough	2.19	0	0	0	19	0	0	0	37	9	9	24	5	32	7
Aaron Bummer	2.20	0	0	0	23	0	0	0	16.1	4	4	13	3	16	1
Yenier Cano	2.22	0	1	0	29	0	0	0	28.1	8	6	17	3	39	8
Jose Alvarado	2.31	3	1	0	26	0	0	0	23.1	8	6	17	3	39	8
Casey Mize	2.42	5	1	0	8	8	0	0	44.2	12	12	37	5	36	12
Sonny Gray	2.86	7	2	0	13	13	0	0	72.1	29	23	73	12	95	10
Garret Crochet	3.21	8	6	0	15	15	0	0	75.2	27	27	61	14	98	22
Bryce Miller	3.52	9	5	0	15	15	0	0	92	36	36	84	11	79	21
Bryan Bello	3.91	6	4	0	13	13	0	0	76	33	33	75	9	72	30
Pierce Johnson	4.50	0	0	0	5	0	0	0	8	4	4	9	2	14	1
Garret Whitlock	5.52	1	1	0	6	2	0	0	14.2	9	9	17	4	14	6
Hogan Harris	8.31	1	2	0	3	3	0	0	13	12	12	14	2	14	12
Totals	2.58	56	28	28	341	84	3	3	752.2	228	216	573	87	782	192

Owner: Mark Meiklejohn GM: Moises Alou Manager: Dwight Evans

Such an improbable season for the Braves. Coming into the seasons with no expectations, the club appeared to be playing over its head early on. Bryan Woo (7-2, 1.21) was called up midway through the season, followed shortly thereafter by the acquisition of Chris Sale. Wins started piling up and Buffalo finished with the best record in the league.

The 1st round playoff series against the Panthers was crazy and not without controversy. The series with NY ended in 2 wild finishes - Bryson Stott walked it off in Game 6 with a 2 run HR in the bottom of the 9th and in game 7, the Braves rallied from a 9-3 deficit to win the series. After the NY series, it seemed that maybe this was a team of destiny. But to finish it off with a sweep of SD in the series?!?! How did this even happen?

New York Giants

Second place, American East
54 – 30 .643 2 GB

NAME	AVG	G	AB	R	H	2B	3B	HR	RBI	SLG	OBP	BB	SO	SB	CS
*Luis Arraez	.320	24	100	8	32	7	0	0	8	.390	.340	3	6	0	0
LaMonte Wade	.307	66	192	29	59	14	0	3	17	.427	.381	23	56	0	0
Kyle Tucker	.285	51	158	38	45	11	0	20	50	.734	.376	22	35	5	1
Aaron Judge	.285	84	288	65	82	25	0	27	55	.653	.443	78	67	2	0
Donovan Solano	.268	53	149	16	40	8	0	3	11	.383	.327	13	48	0	0
Miguel Rojas	.262	53	145	10	38	9	0	3	10	.386	.305	9	25	1	0
Luis Rengifo	.261	52	153	22	40	5	0	5	21	.392	.302	8	29	5	3
*Garrett Mitchell	.255	35	110	20	28	9	1	5	11	.491	.317	10	37	6	1
Lenyn Sosa	.250	5	4	1	1	0	0	0	0	.250	.250	0	1	0	0
Rene Pinto	.250	12	16	1	4	2	0	1	3	.563	.368	2	7	0	0
Lourdes Gurriel	.248	81	282	31	70	12	0	12	42	.418	.276	10	54	1	1
Matt Chapman	.244	84	320	47	78	15	1	19	42	.475	.316	34	104	8	2
Cal Raleigh	.241	79	253	33	61	6	0	21	50	.514	.333	34	87	1	1
Josh Lowe	.223	52	130	10	29	6	0	2	8	.315	.257	6	38	6	2
J.P. Crawford	.218	51	133	10	29	7	0	2	4	.316	.325	18	42	0	0
*Jose Altuve	.204	37	162	19	33	6	0	7	23	.370	.241	7	35	0	2
Harold Ramirez	.202	42	104	5	21	4	0	0	5	.240	.202	0	32	0	1
*Nico Hoerner	.171	47	82	11	14	2	0	1	5	.232	.284	9	22	6	3
*Giancarlo Stanton	.167	25	84	8	14	4	0	2	6	.286	.300	16	32	0	0
*Royce Lewis	.125	3	8	0	1	0	0	0	1	.125	.125	0	4	0	0
Darren Baker	.000	2	2	0	0	0	0	0	0	.000	.000	0	1	0	0
Marcus Stroman	.000	15	0	1	0	0	0	0	0	.000	.000	0	0	0	0
Omar Narvaez	.000	3	4	0	0	0	0	0	0	.000	.000	0	2	0	0
*Austin Barnes	.000	7	12	1	0	0	0	0	0	.000	.143	2	4	1	0
Juan Yopez	.000	1	1	0	0	0	0	0	0	.000	.000	0	1	0	0

TOTALS	.249	84	2892	386	719	152	2	133	372	.441	.324	304	769	42	17

NAME	ERA	W	L	SV	G	GS	CG	SHO	QS	IP	R	ER	H	HR	BB	SO
*Bryan Hudson	0.00	0	0	0	12	0	0	0	0	13.0	0	0	5	0	2	13
Dylan Lee	0.93	0	0	2	35	0	0	0	0	29.0	4	3	13	2	5	29
Ryan Brasier	1.00	1	0	0	9	0	0	0	0	9.0	1	1	8	1	1	8
Clarke Schmidt	1.37	7	0	0	7	7	1	1	5	46.0	7	7	22	0	12	52
Manuel Rodriguez	1.42	0	0	0	17	0	0	0	0	19.0	5	3	10	2	4	15
Michael McGreevy	1.65	0	0	0	5	2	0	0	1	16.1	3	3	7	0	3	15
Collin Snider	1.67	0	1	0	27	0	0	0	0	27.0	5	5	19	3	5	28
Devin Williams	1.69	0	1	2	17	0	0	0	0	16.0	3	3	12	0	5	21
*Sean Manaea	2.16	3	1	0	4	4	0	0	3	25.0	6	6	16	3	6	28
Tyler Rogers	2.32	2	0	2	39	0	0	0	0	42.2	11	11	28	4	4	24
Robert Suarez	2.58	2	3	13	40	0	0	0	0	38.1	14	11	31	3	13	35
Max Fried	2.65	12	1	0	15	15	1	1	11	95.0	30	28	66	8	34	71
Blake Snell	2.77	6	1	0	9	9	0	0	5	52.0	17	16	47	8	22	59
Merrill Kelly	3.08	2	3	0	9	9	0	0	2	49.2	24	17	49	6	9	46
Logan Webb	3.15	10	7	0	19	19	1	0	13	120.0	47	42	94	17	31	96
Jhoan Duran	3.16	0	2	2	29	0	0	0	0	25.2	9	9	15	2	4	29
Oswaldo Bido	3.93	2	2	0	7	7	0	0	1	36.2	16	16	25	4	10	36
Daniel Coulombe	4.15	1	1	1	18	0	0	0	0	13.0	7	6	17	2	8	13
Marcus Stroman	4.41	4	5	1	13	12	0	0	5	65.1	33	32	66	6	21	49
Keegan Thompson	4.70	1	1	0	8	0	0	0	0	15.1	8	8	17	2	11	14
Matt Moore	5.14	1	0	0	8	0	0	0	0	7.0	5	4	9	3	3	3
Tyler Gilbert	6.75	0	0	0	3	0	0	0	0	4.0	3	3	4	2	1	5
Shawn Armstrong	20.25	0	1	0	2	0	0	0	0	1.1	3	3	3	1	0	2
*Aroldis Chapman	24.55	0	0	0	5	0	0	0	0	3.2	10	10	8	4	3	7
Miguel Rojas	27.00	0	0	0	1	0	0	0	0	0.2	2	2	2	0	1	1

TOTALS	2.91	54	30	23	358	84	3	2	46	770.2	273	249	593	83	218	700

Owner: Alan Speidel General manager: Russell Buffalino Manager: Angel Pagan
Coaches: Freddy Sanchez, Marvin Benard, Ryan Vogelsong, Hector Sanchez

New York won three straight pennants (2022-2024) with records of 50, 48, and 51 wins. This year they won 54 and finished second to Buffalo. Then a brutal playoff loss.



Brooklyn Panthers 3rd Place, AC East 49-35, .583

NAME	RC	AVG	G	AB	R	H	2B	3B	HR	RBI	SLG	OBP	BB	SO	SB	CS
Juan Soto	76	.291	84	323	59	94	17	4	24	50	.591	.373	40	74	2	0
Mike Tauchman	28	.274	54	157	23	43	9	0	4	17	.408	.387	29	33	4	1
Yandy Diaz	48	.272	82	316	41	86	18	1	13	32	.459	.322	21	62	1	1
Marcell Ozuna	59	.267	83	311	50	83	12	0	23	54	.527	.347	38	91	1	2
Gunnar Henderson	51	.242	84	326	47	79	13	5	18	45	.479	.306	29	89	9	2
Adolis Garcia	16	.232	44	112	15	26	6	3	3	17	.420	.306	11	33	3	0
Jake McCarthy	18	.227	68	216	25	49	5	4	3	20	.329	.258	8	46	5	4
Marcus Semien	30	.211	84	285	27	60	19	1	9	35	.379	.265	21	65	4	1
Mike Trout	12	.209	29	67	11	14	1	2	6	12	.552	.303	9	17	1	0
Jason Heyward	12	.198	40	101	12	20	3	1	5	20	.396	.283	10	25	1	0
Travis d'Arnaud	13	.192	56	151	14	29	9	0	3	17	.311	.256	12	43	0	0
Ha-Seong Kim	18	.163	73	209	26	34	8	0	8	18	.316	.249	20	48	4	2
Kyle Higashioka	8	.154	49	130	6	20	8	0	5	12	.331	.179	4	37	0	0
Gleybar Torres	5	.128	34	78	3	10	5	0	1	3	.231	.236	11	20	0	1
Ben Rice	0	.100	6	10	1	1	0	0	0	0	.100	.182	1	0	0	0
TOTALS	394	.232	84	2792	360	648	133	21	125	352	.429	.302	264	683	35	14

NAME	ERA	W	L	SV	G	GS	CG	SHO	QS	IP	R	ER	H	HR	SO	BB
Kyle Higashioka	0.00	0	0	0	1	0	0	0	0	1	0	0	0	0	0	0
*Ben Joyce	0.87	1	1	0	9	0	0	0	0	10.1	2	1	4	1	5	4
Carlos Estevez	1.59	2	0	14	28	0	0	0	0	28.1	5	5	18	1	29	2
Angel Zerpa	1.63	2	1	0	31	0	0	0	0	27.2	5	5	18	4	28	10
Tarik Skubal	1.79	8	4	0	16	16	3	3	10	105.2	27	21	56	12	125	24
*Derek Law	2.19	1	0	0	12	0	0	0	0	12.1	3	3	9	1	7	5
Clay Holmes	2.43	0	0	1	36	0	0	0	0	33.1	11	9	21	2	35	9
Tommy Kahnle	2.53	0	0	0	25	0	0	0	0	21.1	6	6	12	2	18	14
Nick Martinez	2.85	7	4	0	25	11	0	0	5	79	29	25	62	11	74	10
Tanner Bibee	2.87	11	4	0	17	16	2	2	7	94	33	30	78	6	91	28
Edwin Uceta	3.22	1	2	0	26	0	0	0	0	22.1	8	8	16	5	31	4
Luis Ortiz	3.62	4	4	0	28	9	2	2	4	69.2	29	28	55	6	49	23
Tim Hill	3.71	0	2	0	38	0	0	0	0	26.2	12	11	27	2	15	7
Luis Gil	3.84	5	6	0	15	15	0	0	5	82	36	35	70	8	94	43
Mitch Keller	4.37	7	7	0	17	17	2	2	8	92.2	45	45	103	12	88	20
Jake McCarthy	5.40	0	0	0	3	0	0	0	0	2.1	1	1	1	0	4	2
Mike Soroka	5.45	0	0	2	18	0	0	0	0	33	22	20	35	3	28	20
Carson Fulmer	6.00	0	0	0	3	0	0	0	0	3	2	2	2	1	2	2
Ha-Seong Kim	18.00	0	0	0	1	0	0	0	0	2	6	4	6	1	1	2
TOTALS	3.12	49	35	17	348	84	9	9	39	746	282	259	593	78	723	229

The Brooklyn Panthers followed up their 50-34 showing in 2024 with an equally strong showing this year, proving that they belonged in the conversation about TABL's elite teams. Alas, they're stuck in the Black-and-Blue Division – the AC East – where good just isn't good enough. In a year where pitching dominated TABL, the Panthers held up their end, giving up only 3.4 runs per game, the fewest any Brooklyn team has given up in the past 20 years! The starting rotation was lead by two young studs - Tarik Skubal and Tanner Bibee – who accounted for more than half the team's victories! Lights-out closer Carlos Estevez anchored a strong bullpen. But the strong pitching was necessary – because the hitting – the best in TABL in 2024 - was WAY down! A superb season by newcomer Juan Soto and a breakout year by 3B Gunnar Henderson partly masked an aging offense. 2024 POY Yandy Diaz's performance dropped precipitously, and Semien and Garcia also declined. DH Ozuna was again a potent home run force, but he is aging too. Time to get younger!

Toronto Beavers

AC East – 4th Place (Record: 47-37) 9 GB

<u>Name</u>	<u>AVG</u>	<u>G</u>	<u>AB</u>	<u>R</u>	<u>H</u>	<u>2B</u>	<u>3B</u>	<u>HR</u>	<u>RBI</u>	<u>OBP</u>	<u>SLG</u>	<u>BB</u>	<u>SO</u>	<u>SB</u>
Abraham Toro	.269	33	78	5	21	6	0	1	7	.288	.385	2	17	0
Jose Iglesias	.258	50	155	9	40	6	1	2	13	.277	.347	1	33	0
Nathaniel Lowe	.247	76	271	31	67	10	0	10	42	.331	.395	33	59	0
Jeremy Pena	.243	84	300	29	73	13	0	6	22	.279	.347	10	56	6
Willson Contreras	.237	57	169	17	40	14	2	7	28	.338	.467	17	55	0
Mark Vientos	.235	66	226	31	53	10	1	19	37	.288	.540	17	84	1
Logan O’Hoppe	.226	57	164	15	37	6	0	5	15	.278	.354	12	54	0
Jake Burger	.223	79	301	32	67	13	0	15	40	.264	.415	16	81	0
Johan Rojas	.222	27	27	2	6	1	0	0	3	.250	.259	1	5	6
Ian Happ	.190	82	326	41	62	18	1	12	23	.273	.362	34	106	5
Matt Wallner	.188	49	117	16	22	9	0	4	7	.286	.368	10	50	0
Bryan De La Cruz	.183	83	295	30	54	13	1	9	31	.212	.325	10	86	1
Charlie Blackmon	.168	47	119	14	20	3	0	3	4	.256	.269	12	34	1
Derek Hill	.167	37	42	6	7	2	0	3	4	.239	.429	4	17	1
Andy Ibanez	.152	28	66	8	10	3	0	2	6	.243	.288	8	22	0
Andrew Vaughn	.147	15	34	3	5	2	0	1	1	.216	.294	3	14	0
Jeff McNeil	.147	44	129	14	19	3	0	2	8	.247	.217	9	26	1
Hunter Goodman	.000	3	2	0	0	0	0	0	0	.000	.000	0	0	0
Édouard Julien	.000	20	18	2	0	0	0	0	0	.000	.000	0	9	2
Totals	.212	84	2839	305	603	132	6	101	291	.273	.371	199	808	24

<u>Name</u>	<u>ERA</u>	<u>W</u>	<u>L</u>	<u>SV</u>	<u>G</u>	<u>GS</u>	<u>CG</u>	<u>SHO</u>	<u>IP</u>	<u>R</u>	<u>ER</u>	<u>H</u>	<u>HR</u>	<u>SO</u>	<u>BB</u>
Pete Fairbanks	1.61	2	0	0	23	0	0	0	22.1	4	4	11	1	15	7
Luke Weaver	1.87	4	0	0	41	0	0	0	43.1	10	9	30	5	48	10
Justin Slaten	2.00	2	3	1	29	0	0	0	27.0	9	6	16	4	26	7
Taylor Rogers	2.33	4	1	24	37	0	0	0	36.1	9	9	22	5	41	11
Spencer Turnbull	2.55	1	0	0	24	0	0	0	24.2	7	7	15	1	23	10
Brenan Hanifée	2.77	2	0	0	16	0	0	0	13.0	4	4	10	2	13	3
Jack Flaherty	2.78	3	6	0	14	14	1	1	87.1	32	27	52	8	113	20
Zack Wheeler	2.91	7	3	0	18	18	1	1	108.1	36	35	76	21	134	30
Andrew Abbott	3.03	0	3	0	12	12	0	0	71.1	28	24	57	7	59	22
Matthew Liberatore	3.13	2	2	0	34	0	0	0	31.2	13	11	24	3	23	12
Ryan Pepiot	3.23	5	3	0	11	11	0	0	64.0	23	23	45	7	70	16
Cody Bradford	3.40	4	2	0	7	7	0	0	39.2	15	15	38	5	44	9
Dedniel Nunez**	3.68	1	1	0	15	0	0	0	14.2	6	6	11	2	27	1
Pedro Avila	4.18	0	2	0	16	0	0	0	23.2	11	11	15	4	29	6
Jose Quintana	4.28	5	6	0	15	15	0	0	88.1	44	42	86	16	73	36
Ryan Weathers	4.50	3	4	0	7	7	1	1	42.0	21	21	41	4	38	16
Kyle Finnegan	4.60	2	1	0	32	0	0	0	31.1	16	16	31	6	22	5
Totals	3.16	47	37	25	351	84	3	3	769.0	288	270	580	101	798	221

Owner: Hugue St-Jean **GM:** Warren Cromartie **Manager:** Tim Wallach **Coaches:** Dennis Martinez, Mike Napoli, Lou Frazier, Mike Lansing, Darrin Fletcher * Traded Away **Acquired in season

Despite not achieving their season goal of securing an AC wildcard spot, it’s hard to paint Toronto’s season as a disappointment. The team improved from 37 to 47 wins en route to...4th place in the East once again! That said, had the Beavers been in the West, that would have been good for a pennant. Alas it wasn’t meant to be.

Hitting was way down across the board in TABL but it was especially true in Toronto. Batting coach Aramis Ramirez was fired mid-season and replaced with Mike Napoli in hopes he could tilt the balance towards more patience and better pitch selection. We’ll see how 2026 pans out to be able to fully assess Napoli’s impact. Acquired at the deadline last season Mark Vientos was the feelgood story of the year hitting 19 bombs in his first full season.

Pitching was Toronto’s main asset this season, led as always by Zack Wheeler who posted another sub 3.00 ERA while Taylor Rogers remained an elite closer while Ryan Pepiot, Andrew Abbott, Cody Bradford and Ryan Weathers all too furthers steps in their development. It’s fair to say that the team needs better balance between offense and defense if it wants to make a run in 2026.

2025 PHILADELPHIA STARS

Fifth Place - American Conference WEST

WIN: 40 LOSS: 44 15 GB

Owner: Royce Jackson

Coaches: NOT SURE Manager: NOT SURE

NAME -- BATTER	AVE	GM	AB	R	H	2B	3B	HR	RBI	BB	SO	SB	CS	HBP	SLG
HARRIS, Michael	0.281	46	160	17	45	6	1	2	16	10	24	4	1	2	0.369
MACHADO, Manny	0.274	84	329	31	90	20	0	15	58	20	72	4	1	0	0.471
LINDOR, Francisco	0.266	80	316	57	84	23	2	15	41	18	72	21	1	13	0.494
SMITH, Will D.	0.250	69	240	29	60	20	0	9	35	23	59	0	0	13	0.446
McCORMICK, Chas	0.236	38	106	6	25	4	0	4	17	3	25	0	0	1	0.387
GORMAN, Nolan	0.235	24	68	6	16	1	0	4	10	4	32	0	0	0	0.426
LANKFORD, Wyatt	0.218	71	238	26	52	6	3	10	26	19	52	6	0	0	0.395
BAILEY, Patrick	0.217	30	60	6	13	3	0	0	3	12	14	0	0	0	0.267
YOUNG, Jacob	0.217	67	180	24	39	6	0	1	8	9	58	8	8	7	0.267
CRONENWORTH, Jake	0.205	79	278	29	57	17	2	6	25	28	75	0	1	13	0.345
BETTS, Mookie	0.202	74	282	36	57	14	2	9	24	31	59	7	0	0	0.362
PEREZ, Wenceel	0.194	67	242	30	47	7	3	6	22	18	67	4	0	0	0.322
FRALEY, Jake	0.191	48	131	14	25	8	0	1	13	11	32	8	3	0	0.275
HAMILTON, David	0.161	21	62	5	10	4	0	1	5	2	26	4	0	0	0.274
ESPINAL, Santiago	0.152	47	112	9	17	2	0	2	7	5	22	2	0	0	0.223
COOPER, Garrett	0.075	17	40	2	3	0	0	0	2	1	15	0	0	0	0.075
TOTALS	0.225	84	2844	327	640	141	13	85	312	214	704	68	15	49	0.397

NAME -- PITCHERS	ERA	W	L	SV	G	GS	CG	SHO	QS	IP	R	ER	H	HR	BB	SO	HB
DOMINGUEZ, Seranthony	0.00	0	0	0	4	0	0	0	0	3.1	0	0	2	0	1	3	0
BUBIC, Kris	0.00	0	0	0	5	0	0	0	0	5.0	3	3	2	0	3	6	0
PUK, A. J.	0.31	1	0	26	29	0	0	0	0	28.2	1	1	10	0	7	28	0
SANTANA, Dennis	1.30	1	0	0	23	0	0	0	0	27.2	4	4	13	0	4	28	1
SANDS, Cole	1.78	4	2	0	40	0	0	0	0	35.1	10	7	28	3	8	34	0
IRVIN, Cole	1.78	1	3	0	6	6	0	0	3	35.1	12	7	30	2	11	32	2
SCOTT, Tayler	3.05	2	2	0	40	0	0	0	0	38.1	13	13	25	4	24	45	1
McFARLAND, T. J.	3.52	2	0	0	7	0	0	0	0	7.2	3	3	8	2	1	7	0
VESIA, Alex	3.57	2	3	1	38	0	0	0	0	35.1	14	14	17	8	21	46	1
GORE, MacKenzie	3.89	4	8	0	15	15	1	0	10	88.0	40	38	72	14	36	107	3
MIKOLAS, Miles	3.99	4	4	0	12	12	1	1	4	65.1	34	29	67	7	12	50	2
CANNON, Jonathan	4.33	2	3	0	9	5	0	0	0	29.1	17	14	29	4	15	20	1
MLODZINSKI, Carmen	4.35	4	1	0	25	0	0	0	0	31.0	15	15	32	4	9	33	0
NERIS, Hector	4.60	2	1	0	32	0	0	0	0	31.1	17	16	38	6	16	44	0
EFLIN, Zach	4.65	4	5	0	15	15	1	0	5	81.1	45	42	89	17	8	57	4
FALTER, Bailey	4.76	3	4	1	14	7	0	0	2	58.2	34	31	61	14	24	41	0
FERGUSON, Caleb	5.06	0	0	1	7	0	0	0	0	4.1	3	3	9	1	1	3	0
REA, Colin	5.23	2	4	0	13	13	0	0	3	72.1	44	42	88	19	16	60	4
FELTNER, Ryan	5.30	2	1	0	7	7	0	0	2	35.2	21	21	37	7	13	34	2
ALLEN, Logan T.	5.96	0	3	0	4	4	0	0	1	22.2	15	15	23	9	8	21	1
DE LOS SANTOS, Enyel	11.05	0	0	0	12	0	0	0	0	14.2	19	18	23	6	6	17	2
TOTALS	4.015	40	44	29	84	84	3	1	30	753.1	364	336	703	127	244	716	24

Not a great year, but in the hunt for the pennant for 4 blocks of play. Then, the STARS were NOT out at NIGHT...

and it wasn't "Deep in the heart of TEXAS"! Maybe it is time to get some coaches and manager.



2025 Dallas Bucks

1st place, AC West

W: 43 L: 41 PCT: .512 GB: --



Name	AVG	G	AB	R	H	2B	3B	HR	RBI	BB	K	SB	HP	SLG	OBP	OPS
Jesse Winker*	.279	19	61	8	17	3	0	2	6	7	16	0	0	.426	.353	.779
Amad Rosario	.257	61	175	16	45	12	0	2	19	4	42	2	1	.360	.278	.638
Sal Frelick	.255	61	184	22	47	7	1	1	11	11	32	10	1	.321	.301	.622
Alejandro Kirk	.254	40	122	13	31	9	0	3	9	14	22	0	1	.402	.336	.737
Oneil Cruz	.249	73	261	39	65	19	0	15	32	13	81	14	1	.494	.287	.782
Colt Keith	.226	46	137	19	31	3	0	6	22	9	42	2	0	.380	.274	.654
Anthony Volpe	.224	84	272	26	61	6	3	3	31	17	84	19	2	.301	.275	.576
Corbin Carroll	.209	84	326	36	68	15	5	13	37	33	69	17	4	.405	.289	.694
Maikel Garcia	.208	84	279	21	58	15	4	1	23	16	57	13	0	.301	.251	.552
Ryan O'Hearn	.203	76	271	25	55	11	2	10	34	21	63	1	0	.369	.260	.629
Shea Langeliers	.189	69	228	27	43	9	0	9	22	22	66	1	2	.346	.266	.612
Brandon Nimmo	.182	81	286	31	52	12	1	10	38	22	85	8	7	.336	.257	.593
Mark Canha*	.152	23	46	5	7	1	0	1	1	4	13	1	1	.239	.235	.474
Ronald Acuna	.132	43	114	12	15	2	0	3	4	14	30	9	2	.228	.238	.467
Dominic Smith	.100	14	10	0	1	1	0	0	1	0	5	0	0	.200	.100	.300
Leo Jimenez	.000	2	1	0	0	0	0	0	0	0	1	0	0	.000	.000	.000
Austin Martin	.000	6	2	0	0	0	0	0	0	1	0	0	0	.000	.333	.333
	.215		2775	300	596	125	16	79	290	208	708	97	22	.357	.275	.632

Name	W	L	SV	G	GS	CG	SHO	IP	H	R	ER	BB	K	HR	ERA
Dominic Smith	0	0	0	1	0	0	0	1	0	0	0	0	1	0	0.00
Michael Kelly	0	1	0	12	0	0	0	10	4	1	1	2	2	0	0.90
Tylor Megill	1	0	0	1	1	0	0	5 1/3	7	1	1	2	7	0	1.69
Reynaldo Lopez	8	2	0	11	11	0	0	73	39	18	14	21	68	10	1.73
Justin Martinez	2	3	1	34	0	0	0	31 1/3	16	7	7	11	34	2	2.01
Jose Urena*	0	1	0	9	0	0	0	13 1/3	10	3	3	3	8	2	2.03
Jared Koenig	2	1	0	32	0	0	0	21 2/3	15	5	5	3	13	1	2.08
George Kirby	7	5	0	17	17	1	1	114 2/3	88	38	37	20	107	11	2.90
Yuki Matsui	0	1	1	20	0	0	0	15 1/3	9	6	5	2	18	2	2.93
Daniel Hudson	2	0	0	27	0	0	0	26	17	10	9	7	28	4	3.12
Kirby Yates	0	2	23	29	0	0	0	27 1/3	17	11	10	13	28	2	3.29
Colin Holderman	0	0	0	12	0	0	0	16 1/3	8	6	6	7	16	2	3.31
Erick Fedde	4	5	0	14	14	0	0	91 2/3	79	38	34	33	78	16	3.34
Logan Gilbert	7	5	0	17	17	1	1	110 2/3	89	44	44	28	124	21	3.58
Seth Lugo	7	9	0	18	18	2	2	115 1/3	100	61	56	32	95	22	4.37
Jacob deGrom	2	2	0	4	4	0	0	23	21	12	12	8	36	3	4.70
Drew Rasmussen	1	1	0	2	2	0	0	9 2/3	10	7	7	2	13	2	6.52
Mason Miller*	0	2	0	10	0	0	0	8	11	6	6	5	10	1	6.75
Josh Winckowski	0	0	0	13	0	0	0	16 2/3	18	13	13	9	10	5	7.02
Reed Garrett	0	1	0	16	0	0	0	17	27	21	18	8	24	5	9.53
	43	41	25	299	84	4	4	747 1/3	585	308	288	216	720	111	3.47

* - Statistics with Dallas Bucks only (no deals this season) - General Manager: Paul Molitor...Manager: Orel Hershisier

** - Traded Coaches: Brandon Phillips, Dave Stieb, Shawon Dunston, Josh Willingham

The Bucks improved by one game over last season, and jumped from 3rd to 1st place before being dismissed easily by the New York Giants in the first round of the playoffs. Pitching and baserunning sparked the surprise finish, but there just wasn't enough hitting to make a deep playoff run.



Seattle Mounties

Second place, AC West

38 - 46 5 GB

	AVG	G	AB	R	H	2B	3B	HR	RBI	SLG	OBP	BB	SO	SB
Jose Herrera	1000	2	1	0	1	0	0	0	0	1000	1000	0	0	0
Steven Kwan	.309	76	262	21	81	16	0	4	16	.416	.365	20	32	3
*Carlos Correa	.271	44	155	23	42	10	1	8	20	.503	.347	17	31	0
Jasson Dominguez	.267	9	15	2	4	0	0	0	1	.267	.577	11	4	1
Brandon Lowe	.267	67	225	32	60	12	0	14	30	.507	.332	22	61	4
Brenton Doyle	.246	57	191	22	47	16	0	7	16	.440	.301	14	55	9
Jackson Chourio	.236	72	276	40	65	13	2	16	40	.471	.282	16	61	5
Junior Caminero	.220	36	118	12	26	5	2	3	13	.373	.252	4	30	0
Seth Brown	.215	56	177	17	38	8	0	11	27	.446	.249	7	55	0
Ernie Clement	.213	63	225	20	48	14	3	5	26	.369	.227	4	28	2
Brice Turang	.211	73	227	24	48	10	1	2	18	.291	.278	21	53	9
*Joey Bart	.211	22	76	4	16	5	0	2	7	.355	.241	3	20	0
*Eugenio Suarez	.200	24	95	10	19	4	0	4	7	.368	.283	11	26	0
Korey Lee	.200	29	85	7	17	2	0	5	9	.400	.227	3	29	0
Elias Diaz	.194	46	144	12	28	7	0	1	13	.264	.221	4	26	0
Ke'Bryan Hayes	.183	38	104	6	19	3	0	2	6	.269	.227	6	20	2
Otto Lopez	.169	32	89	6	15	1	0	1	3	.213	.237	8	16	1
Justyn-Henry Malloy	.164	16	55	5	9	3	0	3	7	.382	.233	5	23	0
Michael Toglia	.157	37	121	13	19	2	1	7	14	.364	.227	11	38	1
Spencer Horwitz	.133	39	105	8	14	4	0	1	3	.200	.260	14	21	0
D.J. LeMahieu	.121	21	58	3	7	1	0	0	0	.138	.215	7	11	0
Andruw Monasterio	.083	4	12	0	1	0	0	0	0	.083	.154	1	2	0

TOTALS	.222	84	2816	287	624	136	10	96	276	.379	.279	209	642	37
--------	------	----	------	-----	-----	-----	----	----	-----	------	------	-----	-----	----

	ERA	W	L	SV	G	GS	CG	SH	QS	IP	R	ER	H	HR	SO	BB	HB	BK	WP
Colin Poche	0.00	0	0	0	9	0	0	0	0	7.2	0	0	4	0	3	4	1	0	0
Hunter Gaddis	0.93	1	0	0	40	0	0	0	0	38.2	4	4	14	2	25	6	0	0	0
*Bryan Hudson	1.37	0	1	0	20	0	0	0	0	19.2	3	3	6	2	22	4	1	0	0
Andres Munoz	1.89	0	0	16	19	0	0	0	0	19.0	5	4	9	3	16	6	2	0	0
Pablo Lopez	2.05	7	3	0	16	16	3	2	10	105.1	26	24	87	7	133	29	2	0	0
Austin Voth	2.13	3	1	0	36	0	0	0	0	38.0	10	9	22	3	38	11	3	0	0
Jorge Alcala	2.25	1	3	1	25	0	0	0	0	24.0	8	6	16	2	26	7	0	0	1
Randy Rodriguez	2.40	0	0	0	7	0	0	0	0	15.0	4	4	14	0	10	4	0	0	0
Robert Gasser	2.55	4	2	0	10	10	1	1	5	60.0	19	17	57	6	54	8	1	0	0
*Tyler Glasnow	2.57	5	3	0	9	9	1	1	5	56.0	16	16	33	4	75	11	0	0	0
Jacob Barnes	2.63	1	1	0	17	0	0	0	0	24.0	9	7	21	2	20	4	0	0	1
Simeon WoodsRichardson	3.79	3	4	0	18	5	0	0	3	54.2	24	23	51	5	41	14	1	0	1
Jesus Luzardo	3.95	0	0	0	6	0	0	0	0	13.2	10	6	19	4	13	4	1	0	0
Justin Verlander	4.61	4	3	0	7	7	1	0	4	41.0	24	21	46	7	35	17	2	0	0
Bailey Ober	4.75	3	7	0	13	13	0	0	7	72.0	47	38	76	6	82	25	0	0	1
Bryce Jarvis	4.85	1	2	0	28	0	0	0	0	26.0	15	14	18	7	14	13	0	0	2
Zack Littell	5.48	3	8	0	13	13	0	0	5	69.0	44	42	75	15	54	19	3	0	0
Aaron Civale	5.75	2	6	0	10	10	0	0	4	51.2	38	33	65	11	40	30	0	0	0
Bryce Elder	7.71	0	0	0	2	0	0	0	0	4.2	4	4	5	1	5	4	0	0	0
Kyle Freeland	10.13	0	1	0	4	1	0	0	0	8.0	9	9	17	4	6	1	0	0	0
Ke'Bryan Hayes	18.00	0	0	0	1	0	0	0	0	1.0	2	2	2	1	2	1	0	0	0
Elias Diaz	36.00	0	1	0	1	0	0	0	0	1.0	4	4	4	0	1	2	1	0	0
Jasson Dominguez	54.00	0	0	0	1	0	0	0	0	1.0	6	6	6	1	0	0	0	0	0

TOTALS	3.55	46	312	6	43	331	667	715	18	6
	38	17	84	4	751.0	296	93	224	0	

GM: John Olerud | MANAGER: Todd Helton | Batting: DJ LeMahieu | Pitching: Cal Eldred
Jerry James came back to the TABL fold after a brief hiatus and started to shake things up right away! The Team has a new look, vision and expectations. Stay Tuned!



2025 Denver SkySharks

Third Place, American Conference West
34 wins, 50 losses

	G	AB	R	H	RBI	2B	3B	HR	SLG	OBP	BB	SO	SB	AVG
Nick Fortes	6	13	1	6	4	1	0	1	.769	.462	0	2	0	.462
Riley Greene	77	286	51	81	36	22	4	10	.493	.357	30	77	0	.283
Alex Bregman	83	330	43	91	49	22	0	15	.479	.336	28	70	0	.276
Ivan Herrera	54	135	19	36	8	10	0	0	.341	.361	18	43	1	.267
Michael Conforto	68	235	29	62	34	15	2	17	.562	.322	20	48	0	.264
Jonah Bride	7	8	0	2	1	0	0	0	.250	.455	2	2	0	.250
Tommy Pham	68	274	24	63	36	15	2	7	.376	.267	14	63	0	.230
Leody Taveras	46	110	15	25	13	5	1	4	.400	.261	5	26	1	.227
Trey Sweeney	23	69	13	15	4	4	0	0	.275	.270	5	23	0	.217
Jose Caballero	69	216	23	46	25	13	0	7	.370	.274	12	77	8	.213
Rowdy Tellez	55	172	16	34	21	10	0	8	.395	.258	13	41	0	.198
Jacob Wilson	16	47	4	9	2	0	1	0	.234	.255	3	4	0	.191
Willi Castro	47	135	13	25	5	6	0	0	.230	.262	8	39	2	.185
Spencer Torkelson	51	181	16	31	13	12	1	3	.298	.250	17	53	1	.171
JD Martinez	70	253	21	41	30	14	1	8	.320	.251	29	73	0	.162
Jorge Polanco	66	238	15	38	11	7	1	5	.261	.228	20	82	0	.160
*Dillon Dingler	11	35	2	5	3	1	1	0	.229	.143	0	9	0	.143
Gary Sanchez	33	81	7	7	5	0	0	2	.160	.237	14	31	0	.086
TOTALS	84	2818	312	617	300	157	14	87	.377	.286	238	763	13	.219

	W	L	SV	G	GS	CG	SHO	IP	H	R	ER	HR	BB	SO	ERA
Ryan Pressly	0	3	18	38	0	0	0	34.1	24	7	7	4	17	29	1.83
Beau Brieske	0	2	1	38	0	0	0	36.1	20	10	10	4	13	30	2.48
Walker Buehler	1	3	0	10	5	1	1	44.2	37	15	13	3	19	31	2.62
Bowden Francis	2	1	0	9	3	0	0	28.0	21	10	9	1	5	24	2.89
Gregory Soto	1	1	0	28	0	0	0	24.1	16	12	8	5	5	21	2.96
Jose Berrios	6	5	0	16	16	1	1	102.0	78	36	35	17	24	70	3.09
Gerrit Cole	3	4	0	9	9	0	0	57.1	40	23	21	6	20	67	3.30
Ryan Thompson	1	3	0	33	0	0	0	31.0	21	16	13	4	9	27	3.77
Eduardo Rodriguez	3	3	0	6	6	1	1	35.2	40	23	21	5	11	28	4.04
Framber Valdez	6	7	0	16	16	0	0	94.1	86	46	43	16	36	84	4.10
Trent Thornton	1	0	0	33	0	0	0	30.0	27	16	15	6	7	24	4.50
Garret Cleavinger	0	3	0	32	0	0	0	26.2	30	18	14	4	17	26	4.73
Nick Sandlin	1	0	0	24	0	0	0	25.0	28	14	14	10	8	31	5.04
Michael Lorenzen	4	5	0	12	12	0	0	63.2	69	43	42	8	35	39	5.94
Ryne Nelson	3	6	0	14	11	0	0	59.0	70	43	39	9	22	41	5.95
Emerson Hancock	1	3	0	5	5	0	0	25.2	26	17	17	6	11	17	5.96
River Ryan	1	0	0	3	1	0	0	8.2	10	6	6	1	4	8	6.23
*Dedniel Nunez	0	0	0	3	0	0	0	2.2	3	2	2	0	2	2	6.75
Michael Otanez	0	1	0	18	0	0	0	15.2	20	13	12	5	12	23	6.89
TOTALS	34	40	19	84	84	3	3	745.0	666	366	336	114	277	622	4.06

*Record with Denver only

Steve Ouellette, owner Lou Whitaker, President Albert Pujols, General Manager
Brian Roberts, field manager Jon Lester, Brian McCann, Phil Nevin, Joe McEwing, Ron Gant, coaches

The defending AC West champs didn't have a second half turn around in them this year, and while finishing third doesn't sound awful, in a weak division it still came with 50 losses.

The offense wasn't much worse, but they went from bad to terrible. The pitching wasn't bad, but it was almost a run a game worse than a year ago. That's not a winning combo. With four of the first 25 picks in the 2026 rookie draft, an injection of new blood is both imminent, and very much needed. Time to rebuild, and give PT to the young 'uns.



Cincinnati RiverDogs 2025



NAME	AVG	G	AB	R	H	2B	3B	HR	RBI	SLG	OBP	BB	SO	SB
BATY, Brett	.500	4	2	1	1	1	0	0	0	1.000	.500	0	1	0
GUERRERO, Vlad	.306	84	330	61	101	31	0	16	45	.545	.374	33	61	0
CARPENTER, Kerry	.305	49	167	32	51	15	1	17	46	.713	.393	23	45	0
*BERTI, Jon	.265	14	34	4	9	0	0	0	1	.265	.359	5	12	3
STEPHENSON, Tyler	.264	70	254	26	67	14	2	12	31	.476	.335	25	58	0
*BLEDAY, JJ	.250	42	156	18	39	6	3	6	14	.442	.320	16	46	0
LAUREANO, Ramon	.228	57	162	17	37	7	1	7	16	.414	.286	8	52	1
MARSH, Brandon	.224	74	237	33	53	11	1	8	19	.380	.295	24	75	5
GARCIA, Luis V	.218	72	298	42	65	16	0	8	29	.352	.265	17	69	5
ORTIZ, Joey	.207	47	116	11	24	9	0	2	9	.336	.276	10	35	0
*MULLINS, Cedric	.206	46	136	12	28	4	0	6	16	.368	.260	9	38	8
FRY, David	.198	56	187	19	37	9	0	7	20	.358	.286	20	42	0
GOLDSCHMIDT, Paul	.194	82	325	21	63	21	1	7	38	.329	.247	23	84	2
DeJONG, Paul	.192	71	239	20	46	7	1	10	19	.356	.225	4	95	0
PAGES, Andy	.191	53	152	15	29	4	1	6	18	.349	.255	10	30	0
*BARNES, Austin	.154	4	13	0	2	0	0	0	1	.154	.214	1	4	0
NAYLOR, Bo	.147	26	75	2	11	3	0	1	1	.227	.210	6	33	0
NOEL, Jhonkensy	.000	1	1	0	0	0	0	0	0	.000	.000	0	0	0
WALKER, Jordan	.000	2	5	0	0	0	0	0	0	.000	.000	0	2	0

TOTALS	.229	84	2889	334	663	158	11	113	323	.409	.293	234	782	24
--------	------	----	------	-----	-----	-----	----	-----	-----	------	------	-----	-----	----

NAME	ERA	W	L	SV	G	GS	CG	SHO	QS	IP	R	ER	H	HR	SO	BB	HB	BK	WP
*JOYCE, Ben	0.00	0	0	1	2	0	0	0	0	1.1	1	0	2	1	0	0	0	0	0
MONTGOMERY, Mason	0.00	0	0	0	8	0	0	0	0	8.0	0	0	5	0	12	0	0	0	0
TINOCO, Jesus	0.35	0	0	1	25	0	0	0	0	26.0	1	1	13	1	30	9	1	0	0
SBORZ, Josh	1.93	0	0	0	8	0	0	0	0	9.1	2	2	8	0	9	1	0	0	0
MILLER, Shelby	2.53	0	0	3	11	0	0	0	0	10.2	3	3	6	3	8	5	0	0	0
*MANA EA, Sean	2.65	4	4	0	12	12	0	0	9	71.1	26	21	52	7	80	25	3	0	0
AKIN, Keegan	2.91	0	0	2	36	0	0	0	0	34.0	11	11	29	3	39	9	1	0	0
*LAW, Derek	3.00	0	4	0	10	0	0	0	0	12.0	8	4	12	0	11	2	2	0	0
SMYLY, Drew	3.25	3	3	1	31	0	0	0	0	36.0	13	13	27	5	29	7	3	0	1
SCHWELLENBACH, Spencer	3.86	3	4	0	9	9	0	0	6	56.0	28	24	55	13	53	16	3	0	0
GARCIA, Robert	3.94	2	1	0	31	0	0	0	0	29.2	17	13	34	3	37	4	2	0	0
LEITER, Mark	4.00	0	0	0	9	0	0	0	0	9.0	4	4	9	0	8	4	0	0	0
FERNANDEZ, Ryan	4.64	1	2	1	21	0	0	0	0	21.1	12	11	17	5	22	3	1	0	0
BRADLEY, Taj	4.86	4	8	0	15	14	0	0	7	79.2	48	43	85	12	89	29	3	0	1
MARTIN, Davis	5.13	1	2	0	6	6	0	0	1	33.1	22	19	43	8	29	21	0	0	0
CANNING, Griffin	5.26	2	4	0	9	9	1	1	4	53.0	35	31	60	9	44	24	1	0	0
PFAADT, Brandon	5.31	4	8	0	17	16	0	0	6	98.1	62	58	115	20	102	27	6	0	0
ARRIGHETTI, Spencer	5.43	4	6	0	12	12	0	0	6	66.1	40	40	67	12	90	33	1	0	0
*PAYAMPS, Joel	5.46	1	1	6	30	0	0	0	0	28.0	17	17	23	6	32	5	0	0	0
ROUPP, Landon	5.70	1	4	0	25	4	0	0	0	42.2	28	27	41	3	41	39	3	0	0
WALDRON, Matt	5.73	0	2	0	2	2	0	0	1	11.0	7	7	14	2	10	3	0	0	0
BURKE, Sean	6.14	0	0	0	3	0	0	0	0	7.1	6	5	11	1	10	1	0	0	0
MULLER, Kyle	12.79	0	1	0	7	0	0	0	0	6.1	9	9	13	3	3	3	0	0	0
CASPARIUS, Ben	26.13	0	0	0	4	0	0	0	0	3.1	9	9	11	1	5	4	0	0	0

TOTALS	4.44	54	343	1	40	409	752	793	32	3
	30	15	84	1	754.0	372	118	274	0	

Owner: David Speidel Head Coach: Bo Hart Pitching Coach: Bob McClure Bench Coach: None

GM: Duane Kuiper

Cincinnati was 2 games over .500 at the break! They decided to sell some young pitching to make a run at the division. They won a grand total of 8 games in the second half. Truly miserable. They will pick 3rd again in the draft. Kuiper's GM seat is burning.

2025 HOUSTON BUFFALOS

Last Place - American Conference West

WON: 29 LOSS: 55

Owner: Tony "Whitey" Kontokanis GM: Larry Parrish

Manager: Alvin Davis Coaches: Woody Williams (P)

Ozzie Smith (1B), Daniel Descalso (3B)

Matt Adams (Batting), Billy Wagner (Bullpen)



BATTING																			
NAME	RC	AVG	G	AB	R	H	2B	3B	HR	RBI	SLG	OBP	BB	SO	SB	CS	HP		
PAGES, Pe	8	.278	18	54	3	15	3	2	0	6	.407	.339	5	17	0	0	0		
BELL, Jo	44	.263	82	297	31	78	13	0	11	28	.418	.330	26	69	0	0	4		
McCANN, Ja	8	.242	31	66	7	16	4	0	3	9	.439	.275	3	15	0	0	0		
BURLESON, Al	31	.238	77	277	28	66	5	0	13	30	.397	.270	10	33	0	0	2		
TOVAR, Ez	38	.236	84	331	28	78	29	0	14	31	.450	.254	7	104	1	0	1		
MARTE, No	2	.222	6	18	2	4	0	0	1	3	.389	.222	0	6	0	0	0		
RILEY, Au	38	.222	71	270	34	60	12	1	14	37	.430	.305	29	82	0	0	3		
RODGERS, Br	16	.221	47	140	14	31	12	0	3	11	.371	.288	11	35	0	1	2		
WARD, Ta	32	.213	83	314	25	67	18	2	11	35	.389	.256	17	70	0	0	1		
DONOVAN, Br	28	.213	78	296	29	63	15	1	3	12	.301	.290	25	52	2	1	7		
JIMENEZ, El	7	.207	28	82	4	17	2	0	0	2	.232	.301	9	17	0	0	2		
TURNER, Ju	7	.202	28	94	6	19	2	0	0	5	.223	.292	12	19	0	0	0		
FRAZIER, Ad	2	.194	18	31	0	6	1	0	0	0	.226	.219	1	15	0	0	0		
O'NEILL, Ty	31	.189	63	238	28	45	9	0	18	32	.454	.269	23	86	1	0	3		
MURPHY, Se	16	.187	54	150	15	28	3	0	7	15	.347	.287	20	46	0	0	1		
STANI, Mi	2	.156	25	45	7	7	1	0	0	3	.178	.191	2	9	3	1	0		
EDMAN, To	5	.151	38	86	4	13	4	0	0	3	.198	.232	9	28	1	0	0		
JOE, Co	0	.115	13	26	3	3	0	0	0	0	.115	.148	1	8	0	0	0		
SIRI, Jo	0	.067	11	15	2	1	0	0	0	0	.067	.125	1	9	1	0	0		
SAGGESE, Th	0	.000	9	26	1	0	0	0	0	0	.000	.000	0	5	0	0	0		

TOTALS	315	.216	84	2856	271	617	133	6	98	262	.370	.276	211	725	9	3	26		
PITCHING																			
NAME	ERA	W	L	SV	G	GS	CG	SHO	QS	IP	R	ER	H	HR	SO	BB	HB	BK	WP
FERNANDEZ, R	0.00	0	0	0	3	0	0	0	0	2.1	4	0	4	1	4	0	1	0	0
FARMER, Bu	1.89	0	0	0	18	0	0	0	0	19.0	5	4	11	0	17	3	0	0	0
IMANAGA, Sh	2.15	6	5	0	14	14	5	3	11	100.2	26	24	57	8	115	15	4	0	0
BUTTO, Jo	2.31	1	3	6	29	1	0	0	1	39.0	16	10	25	5	49	8	4	0	0
BIVENS, Sp	3.38	1	0	0	17	0	0	0	0	16.0	7	6	12	5	15	4	1	0	0
GIBSON, Ky	3.51	5	7	0	15	15	1	1	9	95.0	40	37	95	8	83	40	2	0	1
STRIDER, Sp	3.52	1	0	0	1	1	0	0	1	7.2	3	3	8	1	10	2	0	0	0
JOYCE, Be	3.52	0	1	6	9	0	0	0	0	7.2	4	3	5	1	5	3	0	0	0
BROWN, Hu	3.59	3	8	1	18	15	2	2	9	97.2	39	39	88	17	101	24	1	1	0
MANTIPLY, Jo	3.63	0	0	0	30	0	0	0	0	22.1	14	9	31	2	22	7	0	0	0
ROSS, Jo	4.50	2	0	0	18	0	0	0	0	18.0	10	9	15	1	10	2	2	0	0
MATZ, St	4.50	0	0	0	5	0	0	0	0	12.0	6	6	13	0	9	4	0	0	0
KING, Mi	4.70	5	7	0	15	15	0	0	9	88.0	50	46	78	15	93	30	4	0	0
TONKIN, Mi	4.81	0	2	0	36	0	0	0	0	33.2	18	18	24	4	27	14	3	0	2
GRAY, Jo	5.09	1	8	0	11	11	0	0	3	58.1	39	33	74	8	37	14	0	0	1
HICKS, Jo	5.09	0	2	0	11	2	0	0	0	23.0	14	13	36	2	17	5	1	0	1
CONTRERAS, R	5.40	0	1	0	12	0	0	0	0	11.2	9	7	19	2	9	6	0	0	0
OTTAVINO, Ad	5.79	0	1	0	11	0	0	0	0	9.1	8	6	15	2	16	3	0	0	0
WILSON, Br	5.94	2	5	0	31	0	0	0	0	36.1	25	24	43	11	25	17	2	0	1
LYNN, La	6.06	2	5	0	10	10	0	0	4	52.0	40	35	62	9	51	22	0	0	1
RAY, Ro	7.50	0	0	0	1	0	0	0	0	1.2	1	1	4	0	4	0	0	0	0

TOTALS	3.99	55	13		315	8	47		377	719	719	25	7						
		29			84	6	749.2		332	102	223	1							

Despite a last place finish, the Buffs did show some life going 15-12 in the last two blocks of a season. However, a 1-15 record during block four pretty much sealed our season. New GM Larry Parrish and Manager Alvin Davis have their work cut out for 2026. Hey, at least we have the second round rookie pick to get this organization excited!

NATIONAL CONFERENCE TEAM STATISTICS

NC East					Home			Away		
	W	L	Pct.	GB	W	L	Pct	W	L	Pct
Boston	51	- 33	.607	0	26	- 16	.619	25	- 17	.595
Miami	48	- 36	.571	3	25	- 17	.595	23	- 19	.548
Chicago	40	- 44	.476	11	23	- 19	.548	17	- 25	.405
Cleveland	38	- 46	.452	13	20	- 22	.476	18	- 24	.429
Atlanta	33	- 51	.393	18	15	- 27	.357	18	- 24	.429

NC West					Home			Away		
	W	L	Pct.	GB	W	L	Pct	W	L	Pct
San Diego	53	- 31	.631	0	28	- 14	.667	25	- 17	.595
San Francisco	45	- 39	.536	8	21	- 21	.500	24	- 18	.571
Las Vegas	44	- 40	.524	9	23	- 19	.548	21	- 21	.500
St. Louis	40	- 44	.476	13	19	- 23	.452	21	- 21	.500
Minneapolis	28	- 56	.333	25	15	- 27	.357	13	- 29	.310

2025 National Conference Team Batting															
Team	AVG	AB	R	H	2B	3B	HR	RBI	BB	K	HBP	SB	OBP	SLG	OPS
LVG	.253	2951	385	748	175	18	122	371	210	779	51	39	.314	.449	.763
SDF	.252	2892	420	730	148	19	106	405	269	691	45	79	.326	.427	.752
CLE	.249	2996	383	745	173	20	106	369	243	727	22	68	.310	.426	.736
STL	.244	2936	380	716	172	14	99	360	269	706	22	28	.312	.413	.725
MIA	.240	2927	402	702	178	6	128	382	253	678	23	26	.305	.436	.741
SFB	.239	2889	365	690	174	16	105	351	225	710	37	12	.302	.419	.721
BOS	.230	2854	343	657	152	16	105	330	258	792	40	78	.303	.405	.708
CHI	.225	2801	303	630	149	12	81	288	233	661	22	37	.290	.373	.663
MPL	.216	2866	282	619	120	11	93	272	223	734	27	22	.279	.363	.642
ATL	.211	2816	315	593	139	6	99	305	231	749	33	45	.278	.370	.648
TOTAL	.236	28928	3578	6830	1580	138	1044	3433	2414	7227	322	434	.302	.409	.711

2025 National Conference Team Pitching															
Team	W	L	SV	G	GS	CG	SHO	IP	H	R	ER	BB	K	HR	ERA
SDF	53	31	26	343	84	4	3	757	619	296	271	217	734	109	3.22
BOS	51	33	29	358	84	1	1	766	582	293	276	219	755	92	3.24
SFB	45	39	23	341	84	2	2	757 2/3	691	349	312	226	690	96	3.71
MIA	48	36	23	345	84	4	3	765	672	339	322	242	750	107	3.79
CHI	40	44	23	359	84	2	1	748 1/3	623	357	318	262	673	111	3.82
CLE	38	46	15	314	84	7	3	769 2/3	701	365	336	230	702	102	3.93
LVG	44	40	21	348	84	6	2	761 2/3	685	380	337	267	798	106	3.98
ATL	33	51	17	334	84	4	3	754	750	376	352	240	726	108	4.20
STL	40	44	19	356	84	2	0	761 2/3	713	411	363	240	697	106	4.29
MPL	28	56	16	339	84	3	3	755	789	428	398	262	706	118	4.74
TOTAL	420	420	212	3437	840	35	21	7596	6825	3594	3285	2405	7231	1055	3.89

NATIONAL CONFERENCE PLAYER AND PITCHER OF THE YEAR

Shohei Ohtani Crowned 2025 TABL National Conference Player of the Year

🏆 Shohei Ohtani of the San Diego Friars has been named the 2025 TABL National Conference Player of the Year. The two-way superstar captured six of the nine first-place votes and totaled 61 points in final balloting, outpacing Cleveland's Bobby Witt Jr. (48 points) and Miami's José Ramírez (35 points) in a competitive field.

🔥 Ohtani's All-Around Brilliance

Ohtani's 2025 campaign was a masterclass in offensive production and athleticism. He led all of TABL in:

- **Runs scored (76)**
- **Batting Average (.325)**
- **Stolen bases (38)**

His 25 home runs and 55 RBIs anchored the Friars' offense, while his 47 walks and .325 batting average (based on 112 hits in 345 at-bats) showcased his plate discipline and consistency. Ohtani's blend of power and speed made him a nightmare for opposing pitchers and a clear favorite among voters.

👤 Witt's Breakout Year

Bobby Witt Jr. emerged as a legitimate superstar in 2025, finishing second in the voting with a well-rounded stat line:

- **113 hits**, leading all of TABL
- **16 home runs, 43 RBIs, and 14 stolen bases**
- A strong showing in the voting with three first-place, three second-place, and three third-place nods

Witt's dynamic play helped solidify his status as one of the league's brightest young stars.

👤 Ramírez's Power Surge

Veteran slugger José Ramírez turned in another stellar season for Miami:

- **27 home runs**, leading all of TABL
- **68 RBIs**, also a league-best
- **100 hits** and a .280 average

Though he didn't receive a first-place vote, Ramírez's consistent excellence earned him four second-place and five third-place selections, rounding out the top three.

🏆 Final Voting Results

National Conference Player		1st	2nd	3rd	4th	5th	total
Ohtani	Shohei	6	2	1			61
Witt	Bobby	3	3	3			48
Ramirez	Jose		4	5			35
De La Cruz	Elly				4	2	10
Schwarber	Kyle				2	2	6
Duran	Jarren				1	2	4
Bellinger	Cody				1	1	3
Alvarez	Yordan					2	2
Marte	Ketel				1		2



Cole Ragans Dominates TABL Voting to Claim 2025 National Conference Pitcher of the Year

In a season defined by electric arms and razor-thin margins, Cole Ragans of the Chicago Black Steers emerged as the clear choice for the 2025 TABL National Conference Pitcher of the Year. Ragans secured eight of the ten first-place votes, finishing with a commanding 61 points in final balloting—well ahead of runner-up Corbin Burnes (42 points) and veteran Charlie Morton (34 points).

🔥 Ragans’ Rise to the Top

Cole Ragans delivered a breakout campaign that blended power, precision, and poise. His 135 strikeouts led all of TABL, and his 2.30 ERA ranked among the best in the league. Over 117.2 innings, Ragans allowed just 65 hits and 30 earned runs, showcasing elite command and durability.

🏆 Burnes and Morton Hold Their Ground

Corbin Burnes continued his reputation as a workhorse, posting a 2.70 ERA across 106.2 innings with 92 strikeouts and only 18 walks. His five first-place votes reflected respect for his consistency and leadership.

Charlie Morton, the 41-year-old veteran, turned back the clock with a 9–4 record and 110 strikeouts in 100 innings. Though he didn’t lead in any one category, his steady performance earned him votes across the board.

🦋 Depth of the Field

Dylan Cease and Freddy Peralta both topped 95 innings and 95 strikeouts, while Michael Wacha quietly posted a sub-3.00 ERA. Miami’s Tyler Anderson and Tanner Houck each contributed strong seasons, and Raisel Iglesias anchored the Friars’ bullpen with a sparkling 1.59 ERA and 19 saves.

Cade Smith, despite limited innings, impressed voters with a 2.33 ERA and 57 strikeouts in just 38.2 frames.

🧠 Voters Reward Dominance Over Wins

The voting revealed a clear trend: strikeouts and ERA carried more weight than win-loss records. Ragans’ 7–7 mark didn’t deter voters from recognizing his overpowering stuff and elite metrics. Burnes and Morton, with more traditional win totals, followed closely behind.

🏆 Final Word

In a year filled with pitching excellence, Cole Ragans stood tallest. His blend of velocity, control, and strikeout artistry made him the undeniable choice for 2025 TABL National Conference Pitcher of the Year. If this season was any indication, the Black Steers have found their ace for years to come.

🏆 Final Voting Results

NC Pitcher		1st	2nd	3rd	4th	5th	total
Ragans	Cole	8	1				69
Burnes	Corbin		5	1	1		30
Morton	Charlie		2	2	2		20
Cease	Dylan		1		2	1	10
Peralta	Freddy			3		1	10
Wacha	Michael			2	2		10
Smith	Cade	1				1	9
Anderson	Tyler			1	1	2	7
Houck	Tanner					3	3
Iglesias	Raisel				1	1	3



NATIONAL CONFERENCE BATTING LEADERS

NC AVG

Shohei	Ohtani	SDF	.325
Bobby	Witt	CLE	.323
Jarren	Duran	LVG	.291
Yordan	Alvarez	LVG	.291
Luis	Arraez	STL	.285

NC OBP

Shohei	Ohtani	SDF	.406
Bobby	Witt	CLE	.383
Kyle	Schwarber	MIA	.379
Elly	De La Cruz	CLE	.357
Yordan	Alvarez	LVG	.353

NC SLG

Shohei	Ohtani	SDF	.629
Jose	Ramirez	MIA	.594
Bobby	Witt	CLE	.580
Cody	Bellinger	SFB	.541
Yordan	Alvarez	LVG	.528

NC OPS

Shohei	Ohtani	SDF	1.035
Bobby	Witt	CLE	.963
Jose	Ramirez	MIA	.909
Kyle	Schwarber	MIA	.890
Yordan	Alvarez	LVG	.881

NC HR

Jose	Ramirez	MIA	27
Shohei	Ohtani	SDF	25
Kyle	Schwarber	MIA	21
Teoscar	Hernandez	SFB	20
Anthony	Santander	CHI	20

NC RBI

Jose	Ramirez	MIA	68
Bryce	Harper	SDF	60
Elly	De La Cruz	CLE	58
Shohei	Ohtani	SDF	55
Nicholas	Castellanos	MIA	55



Jose Ramirez,
Miami Hawks

NC RUNS

Shohei	Ohtani	SDF	76
Bobby	Witt	CLE	59
Elly	De La Cruz	CLE	59
Jarren	Duran	LVG	57
Jose	Ramirez	MIA	54

NC HITS

Bobby	Witt	CLE	113
Shohei	Ohtani	SDF	112
Jarren	Duran	LVG	102
Jose	Ramirez	MIA	100
Yordan	Alvarez	LVG	93

NC Stolen Bases

Shohei	Ohtani	SDF	38
Elly	De La Cruz	CLE	34
CJ	Abrams	BOS	21
Jazz	Chisholm	BOS	20
Jarren	Duran	LVG	17

NC Doubles

Bobby	Witt	CLE	30
Jose	Ramirez	MIA	29
Shohei	Ohtani	SDF	26
Freddie	Freeman	ATL	26
Teoscar	Hernandez	SFB	25

NC Triples

Elly	De La Cruz	CLE	7
Jarren	Duran	LVG	7
Masyn	Winn	CHI	7
Bobby	Witt	CLE	6
Jazz	Chisholm	BOS	6



Shohei Ohtani, San Diego Friars

NATIONAL CONFERENCE PITCHING LEADERS

NC ERA			
Cole	Ragans	CHI	2.29
Corbin	Burnes	BOS	2.70
Michael	Wacha	BOS	2.90
Tyler	Anderson	MIA	2.96
Charlie	Morton	ATL	3.06

NC K's			
Cole	Ragans	CHI	135
Dylan	Cease	LVG	129
Cristopher	Sanchez	CLE	111
Charlie	Morton	ATL	110
Yusei	Kikuchi	SFB	107

NC Appearances			
Ryan	Helsley	CHI	44
Griffin	Jax	SDF	42
Kevin	Kelly	STL	42
Jeff	Hoffman	LVG	41
JoJo	Romero	CHI	41

NC Wins			
Freddy	Peralta	ATL	10
Charlie	Morton	ATL	9
Mitch	Spence	STL	9
Dylan	Cease	LVG	8
Corbin	Burnes	BOS	8

NC Saves			
Cade	Smith	BOS	24
Emmanuel	Clase	SFB	21
Raisel	Iglesias	SDF	19
David	Bednar	MIA	19
Craig	Kimbrel	ATL	17

NC Innings Pitched			
Cole	Ragans	CHI	118
Dylan	Cease	LVG	115
Cristopher	Sanchez	CLE	108
Corbin	Burnes	BOS	107
Brady	Singer	CLE	101



Cole Ragans, Chicago Black Steers



Cade Smith, Boston Bruins

Boston Bruins

NC East – 1st Place (Record: 51-33) 3 GL

<u>Name</u>	<u>AVG</u>	<u>G</u>	<u>AB</u>	<u>R</u>	<u>H</u>	<u>2B</u>	<u>3B</u>	<u>HR</u>	<u>RBI</u>	<u>OBP</u>	<u>SLG</u>	<u>BB</u>	<u>SO</u>	<u>SB</u>
Pavin Smith	.310	25	71	8	22	11	0	3	11	.355	.592	5	17	0
Randal Grichuk	.274	58	135	18	37	12	0	8	33	.329	.541	9	25	0
Harrison Bader**	.268	37	41	7	11	2	0	1	2	.333	.390	1	13	0
Giancarlo Stanton**	.263	37	133	15	35	10	0	9	22	.333	.541	13	50	0
Luis Robert	.262	73	168	23	44	5	0	8	20	.295	.435	8	55	12
Austin Wells	.256	72	176	23	45	12	1	11	25	.335	.523	19	41	0
CJ Abrams	.241	72	294	37	71	19	5	15	36	.307	.493	17	57	21
Gabriel Arias	.240	49	25	6	6	4	0	0	3	.269	.400	1	6	3
Jonathan India	.238	81	315	44	75	23	1	7	29	.331	.384	34	61	4
Nolan Schanuel	.232	80	271	25	63	11	0	5	22	.318	.328	33	67	1
Tyler Fitzgerald	.228	57	149	21	34	7	1	7	23	.286	.430	8	51	8
Jazz Chisholm	.227	84	339	40	77	10	6	12	39	.280	.398	24	94	20
Sam Hilliard	.227	28	75	9	17	2	2	6	19	.256	.547	3	31	2
Michael Busch	.194	81	288	41	56	9	0	9	26	.312	.319	46	99	0
Mitch Garver	.185	12	27	2	5	1	0	1	3	.371	.333	7	5	0
Garrett Mitchell*	.182	10	22	1	4	1	0	1	1	.280	.364	3	8	2
Colton Cowser	.170	83	270	19	46	12	0	2	16	.238	.237	23	95	5
Chris Bethancourt	.164	31	55	4	9	1	0	0	0	.220	.182	4	17	0
Totals	.230	84	2854	343	657	152	16	105	330	.303	.405	258	792	78

<u>Name</u>	<u>ERA</u>	<u>W</u>	<u>L</u>	<u>SV</u>	<u>G</u>	<u>GS</u>	<u>CG</u>	<u>SHO</u>	<u>IP</u>	<u>R</u>	<u>ER</u>	<u>H</u>	<u>HR</u>	<u>SO</u>	<u>BB</u>
Garrett Mitchell*	0.00	0	0	0	1	0	0	0	0.2	0	0	1	0	0	0
Daniel Lynch IV	0.82	1	0	1	25	0	0	0	22.0	2	2	13	2	19	4
Tim Herrin	1.43	4	1	2	36	0	0	0	37.2	6	6	13	2	39	11
Phil Maton	1.60	1	0	1	37	0	0	0	33.2	8	6	22	0	37	9
Scott Alexander	1.74	1	1	1	25	0	0	0	20.2	4	4	7	3	15	2
Cade Smith	2.33	4	2	24	40	0	0	0	38.2	10	10	17	3	57	14
Hunter Greene	2.43	5	4	0	14	14	0	0	81.1	22	22	57	10	85	19
Corbin Burnes	2.70	8	6	0	17	17	1	1	106.2	38	32	75	15	92	18
Michael Wacha	2.90	6	2	0	15	15	0	0	90.0	31	29	72	10	84	22
Paul Skenes	3.22	6	2	0	12	12	0	0	72.2	27	26	49	7	86	19
Joe Ryan	3.41	6	1	0	12	12	0	0	71.1	29	27	67	10	73	15
Brenan Hurter	3.42	0	1	0	25	0	0	0	23.2	9	9	19	2	24	7
Calvin Faucher	3.95	1	1	0	30	0	0	0	27.1	12	12	22	2	27	7
Rhett Lowder	4.19	1	2	0	3	3	0	0	19.1	10	9	14	5	15	13
Joey Payamps**	4.50	0	0	0	3	0	0	0	2.0	1	1	2	1	1	1
Dylan Floro	4.63	2	1	0	25	0	0	0	35.0	18	18	30	6	27	12
José Soriano	5.44	3	4	0	9	9	0	0	46.1	32	28	56	7	46	34
John Schreiber	7.33	2	3	0	27	0	0	0	27.0	22	22	33	6	19	7
Jack Kochanowicz	10.80	0	2	0	2	2	0	0	10.0	12	12	14	1	9	5
Totals	3.23	51	33	29	358	84	1	1	766.0	293	275	583	92	755	219

Owner: Hugue St-Jean **GM:** Bob Walk **Manager:** Chase Utley **Coaches:** Craig Biggio, Jim Thome, Mike Lieberthal, Ozzie Guillen, CJ Nitkowski * Traded Away **Acquired in season

Boston is a very bipolar team in recent history. After finishing dead last in 2024 (20 wins below the previous year total), the Bruins rebounded with a 24-win increase in 2025 to secure the NC East title by 3 games. Bold moves were made by management before the season trading the face of the franchise, Juan Soto for Austin Wells, Colton Cowser and a 2nd round pick (closer Cade Smith). The arrival of first overall pick, Paul Skenes (6-2 with a 3.22 ERA), also gave a boost to an already very potent rotation. The late season addition of Giancarlo Stanton helped seal the deal on the Boston pennant.

The Bruins' resurgent speed game came in handy all season with 78 steals which compensated for the middle .230 batting average. However, it is the 3.23 ERA that explains the success of the season best. Ace Corbin Burnes was again showcased with 8 wins and a 2.70 ERA.

An early playoff exit to San Francisco did show that not everything is rainbows and unicorns in Beantown. The offense will need a tune up and the rookies will need to take another leap forward to remain competitive.

Miami Hawks


NC East – 2nd Place (48-36)

Name	AVG	G	AB	R	H	2B	3B	HR	RBI	SLG	OBP	BB	SO	SB
Alex Verdugo	.323	19	31	4	10	3	0	1	5	.516	.447	7	1	0
Rob Refsnyder	.300	54	140	27	42	11	0	5	15	.486	.359	8	34	0
Rafael Marchan	.286	2	7	1	2	2	0	0	0	.571	.286	0	0	0
Jose Ramirez	.280	84	357	54	100	29	1	27	68	.594	.315	18	57	9
Kiki Hernandez	.274	34	73	8	20	6	0	0	7	.356	.312	4	16	0
Nick Castellanos	.272	84	298	32	81	11	1	15	55	.466	.304	12	55	0
Kyle Schwarber	.267	84	311	52	83	13	0	21	48	.511	.379	55	104	1
Corey Seager	.262	65	256	41	67	17	0	16	46	.516	.330	26	51	0
Wilyer Abreu	.237	64	194	23	46	19	1	6	20	.438	.299	17	48	1
Geraldo Perdomo	.235	64	187	32	44	11	2	1	15	.332	.319	22	27	4
Victor Caratini	.229	35	96	12	22	5	0	2	6	.344	.282	6	27	0
Christian Walker	.202	72	258	30	52	14	0	13	34	.407	.287	26	81	0
TJ Friedl	.193	49	166	27	32	7	0	9	19	.398	.287	17	37	8
Tristan Casas	.192	19	52	6	10	4	0	0	2	.269	.333	11	22	0
Keibert Ruiz	.190	53	147	15	28	11	0	6	17	.377	.217	5	21	0
Christian Vazquez	.189	18	37	3	7	0	0	1	3	.270	.189	0	7	0
Gavin Lux	.186	61	177	14	33	9	1	1	10	.266	.234	11	56	0
Cedric Mullins	.174	26	92	13	16	4	0	3	8	.315	.232	7	25	3
Andrw Benintendi	.146	21	48	8	7	2	0	1	4	.250	.163	1	9	0
Total	.240	84	2927	402	702	178	6	128	382	.436	.305	253	678	26

Name	ERA	W	L	SV	G	GS	CG	SHO	IP	R	ER	H	HR	SO	BB
Bryan Abreu	0.94	4	0	2	38	0	0	0	38.1	7	4	31	1	55	14
Kyle Harrison	1.32	0	0	0	3	0	0	0	13.2	2	2	12	0	11	7
Jacob Webb	1.74	0	0	0	7	0	0	0	10.1	2	2	6	1	9	3
David Robertson	2.41	3	0	0	32	0	0	0	33.2	12	9	23	4	43	9
Tyler Anderson	2.96	7	2	0	14	14	2	1	94.1	32	31	71	11	66	30
Kevin Ginkel	3.41	1	2	0	33	0	0	0	29	11	11	29	5	29	8
Matt Strahm	3.47	0	3	2	40	0	0	0	36.1	15	14	25	7	40	6
Tanner Houck	3.50	8	3	0	15	15	2	2	92.2	36	36	69	12	71	27
Carlos Rodon	3.56	7	3	0	15	15	0	0	91	36	36	78	11	99	27
Nick Pivetta	3.90	1	0	0	5	5	0	0	27.2	14	12	30	6	36	8
Chad Green	3.96	2	2	0	20	0	0	0	25	11	11	23	6	30	4
David Bednar	4.25	3	3	19	31	0	0	0	29.2	14	14	26	5	35	10
Shane Baz	4.35	2	4	0	7	7	0	0	39.1	20	19	28	6	31	13
AJ Minter	4.50	0	1	0	18	0	0	0	16	8	8	13	4	8	5
Dean Kremer	4.61	2	1	0	5	5	0	0	27.1	14	14	32	3	30	8
Aaron Nola	5.03	6	6	0	16	16	0	0	91.1	51	51	96	13	88	38
Tyson Miller	5.40	0	2	0	20	0	0	0	25	16	15	23	4	22	11
Taylor Saucedo	5.74	1	0	0	19	0	0	0	25.2	10	10	15	4	19	3
Clayton Kershaw	6.75	1	2	0	4	4	0	0	20	15	15	29	3	17	4
Jared Jones	8.31	0	2	0	3	3	0	0	8.2	13	8	13	1	11	7
Total	3.79	48	36	23	345	84	4	3	765	339	322	672	107	750	242

Owner: Mark Meiklejohn GM: Lou Merloni Manager: Mike Lowell


After winning the East for 3 straight seasons, the Hawks finished 2nd in the division to Boston. Miami was again carried by their offense as their pitching was decent, but not great with a 3.79 ERA. Rotation stalwarts Aaron Nola (5.03 ERA) and Clayton Kershaw (6.75) struggled. Offensively, Miami relied on the longball, hitting 128 homers with 5 regulars in double-digits. Jose Ramirez (.280/.315/.594, 27 HRs) continued to pace the offense supported by the usual cast of characters, Kyle Schwarber (21 HR, 48 RBI), Corey Seager (16, 46) and Nick Castellanos (15, 55). The Hawks were beaten by a tough squad from San Diego in the first round of the playoffs.



CHICAGO BLACK STEERS

Third Place, National East

40-44 .476



	AVG	G	AB	R	H	2B	3B	HR	RBI	SLG	OBP	BB	SO	SB	CS
Ryan Bliss	.333	2	3	1	1	0	0	0	1	.333	.600	2	0	1	0
*Justin Turner	.287	26	87	14	25	7	0	1	12	.402	.386	12	16	0	0
Richie Palacios	.271	64	144	31	39	7	0	5	15	.424	.386	25	42	13	1
*Romy Gonzalez	.250	22	32	3	8	3	0	1	4	.438	.294	2	12	0	0
Nolan Arenado	.246	84	317	27	78	10	0	6	26	.334	.299	21	45	1	2
David Peralta	.240	63	171	22	41	9	0	4	15	.363	.293	11	44	1	1
Masyn Winn	.236	80	284	26	67	15	7	6	24	.401	.298	24	66	3	2
J.T. Realmuto	.235	72	221	21	52	18	0	7	30	.412	.272	10	55	2	0
Will Brennan	.234	54	145	18	34	7	0	5	12	.386	.311	14	27	3	3
Miguel Andujar	.227	63	163	11	37	7	0	2	14	.307	.241	3	26	0	0
Nick Gonzales	.224	71	170	12	38	8	1	3	18	.335	.258	8	41	0	2
*Mark Canha	.222	6	18	2	4	1	0	0	2	.278	.300	2	4	0	0
Anthony Santander	.215	84	311	40	67	20	0	20	44	.473	.301	34	77	1	0
*JJ Bleday	.214	37	131	15	28	10	2	3	10	.389	.295	14	39	0	0
Heliot Ramos	.212	70	222	35	47	12	0	12	32	.428	.300	28	57	2	0
Jerar Encarnacion	.211	25	57	3	12	1	0	1	2	.281	.211	0	17	0	0
Ceddanne Rafaela	.211	25	57	6	12	4	0	0	1	.281	.237	2	15	3	0
Luis Torrens	.211	39	57	3	12	5	0	2	7	.404	.237	1	13	0	0
Thairo Estrada	.182	9	11	1	2	0	0	0	1	.182	.357	2	0	0	0
Jake Meyers	.167	13	18	2	3	1	0	0	0	.222	.286	2	2	2	1
Eddie Rosario	.156	30	32	1	5	1	0	0	1	.188	.182	1	6	2	0
James Wood	.138	50	130	9	18	3	2	3	17	.262	.233	15	50	3	0
Eric Haase	.000	4	3	0	0	0	0	0	0	.000	.000	0	1	0	0
Zach Dezenzo	.000	7	14	0	0	0	0	0	0	.000	.000	0	5	0	0
Riley Adams	.000	3	3	0	0	0	0	0	0	.000	.000	0	1	0	0

TOTALS	.225	84	2801	303	630	149	12	81	288	.373	.290	233	661	37	12
--------	------	----	------	-----	-----	-----	----	----	-----	------	------	-----	-----	----	----

NAME	ERA	W	L	SV	G	GS	CG	SHO	QS	IP	R	ER	H	HR	BB	SO
Luis Torrens	0.00	0	0	0	1	0	0	0	0	1.0	0	0	2	0	1	0
George Soriano	0.00	0	0	0	2	0	0	0	0	0.1	0	0	1	0	0	1
Yu Darvish	1.28	7	0	0	9	9	0	0	6	56.1	10	8	29	3	10	39
JoJo Romero	1.83	0	2	3	41	0	0	0	0	34.1	7	7	23	4	8	25
Cole Ragans	2.29	7	7	0	17	17	1	0	14	117.2	38	30	65	14	46	135
Bryan Hoeing	2.79	1	0	0	31	0	0	0	0	29.0	9	9	20	4	7	20
Carlos Carrasco	2.89	0	0	0	2	1	0	0	0	9.1	3	3	6	0	3	10
Tristan Beck	2.89	1	0	0	12	0	0	0	0	18.2	8	6	16	1	9	15
Gavin Stone	2.96	6	3	0	12	12	0	0	8	76.0	26	25	48	8	22	61
Sammy Long	2.96	0	0	0	23	0	0	0	0	27.1	10	9	18	3	8	30
*Derek Law	3.18	1	1	0	19	0	0	0	0	22.2	8	8	16	3	2	18
Erasmus Ramirez	3.38	0	0	0	8	0	0	0	0	8.0	3	3	4	2	3	11
Ryan Helsley	3.43	3	2	10	44	0	0	0	0	42.0	17	16	23	6	18	34
Matt Boyd	4.59	1	3	0	6	6	0	0	2	33.1	19	17	33	4	11	30
Richard Fitts	4.73	3	2	0	5	5	0	0	1	26.2	15	14	19	5	13	17
Brent Suter	4.76	1	1	1	33	0	0	0	0	39.2	23	21	39	10	10	28
Bryan King	4.76	1	1	0	20	0	0	0	0	17.0	10	9	15	2	9	20
Alex Cobb	4.98	1	3	0	4	4	0	0	2	21.2	15	12	26	4	7	14
Max Scherzer	5.47	3	2	0	6	6	1	1	2	26.1	20	16	32	5	5	31
Camilo Doval	5.64	1	2	9	30	0	0	0	0	22.1	14	14	24	5	10	23
*Lance Lynn	5.67	1	3	0	5	5	0	0	1	27.0	18	17	31	6	19	23
*Hogan Harris	6.00	2	1	0	4	4	0	0	1	18.0	13	12	20	4	12	10
Emilio Pagan	6.00	0	0	0	6	0	0	0	0	6.0	4	4	6	3	1	11
Gavin Williams	6.15	0	6	0	8	7	0	0	2	33.2	31	23	51	7	12	33
Randy Vasquez	9.00	0	4	0	7	6	0	0	0	26.0	26	26	42	4	11	25
Kumar Rucker	9.00	0	1	0	3	2	0	0	0	7.0	8	7	11	3	5	8
Kyle Hurt	18.00	0	0	0	1	0	0	0	0	1.0	2	2	3	1	0	1

TOTALS	3.82	40	44	23	84	84	2	1	39	748.1	357	318	623	111	262	673
--------	------	----	----	----	----	----	---	---	----	-------	-----	-----	-----	-----	-----	-----

Owner: Alan Speidel Manager: Ray Durham General manager: Ben Zobrist

A team in transition, still replenishing the farm system. Cole Ragans emerged as one of the best pitchers in TABL, unanimous National Conf. Pitcher of the Year.



CLEVELAND HORNETS
4TH Place National Conference East
 Wins – 38 Lost – 46 PCT .452 13 Games Back

NAME	AVG	G	AB	R	H	2B	3B	HR	RBI	SLG	OBP	BB	SO	SB	CS
Drew Romo	.571	4	7	2	4	2	0	0	1	.857	.571	0	2	0	0
Rece Hinds	.353	14	17	2	6	2	0	2	5	.824	.450	1	6	1	0
Bobby Witt	.323	84	350	59	113	30	6	16	43	.580	.383	33	68	14	12
Isiah Kiner-Falefa	.282	74	308	42	87	13	1	9	26	.419	.307	4	44	4	0
Elly De la Cruz	.279	84	330	59	92	22	7	14	58	.515	.357	38	115	34	5
Jacob Stallings	.277	51	148	12	41	11	2	4	22	.459	.335	12	34	0	0
Vinnie Pasquantino	.273	72	278	34	76	18	0	15	37	.500	.340	28	36	0	0
Jorge Soler	.268	58	190	34	51	11	1	10	29	.495	.359	27	45	0	0
Jesus Sanchez	.256	45	129	9	33	13	1	1	20	.395	.289	6	28	1	1
Bryan Reynolds	.237	84	363	52	86	20	1	11	44	.388	.284	22	92	6	2
Tyler Freeman	.209	19	43	4	9	1	0	1	4	.302	.261	1	2	0	0
Hunter Renfroe	.198	70	252	23	50	10	0	12	34	.381	.279	28	71	1	0
Trevor Larnach	.196	28	97	8	19	4	1	1	9	.289	.243	6	22	0	0
Tyrone Taylor	.191	35	94	9	18	7	0	1	7	.298	.216	3	25	3	0
Kyle Isbel	.172	35	58	9	10	1	0	2	6	.293	.226	3	19	3	0
Ben Rortvedt	.164	49	134	9	22	6	0	1	9	.231	.258	15	46	0	0
Tyler Soderstrom	.159	15	44	3	7	0	0	3	5	.364	.229	3	13	0	0
Nicky Lopez	.145	24	69	7	10	2	0	0	6	.174	.213	5	21	0	0
Zack Gelof	.129	30	85	6	11	0	0	3	4	.235	.204	8	38	1	0

TOTALS	.249	84	2996	383	745	173	20	106	369	.426	.310	243	727	68	20
--------	------	----	------	-----	-----	-----	----	-----	-----	------	------	-----	-----	----	----

NAME	ERA	W	L	SV	G	GS	CG	SHO	QS	IP	R	ER	H	HR	SO	BB	HB	BK	WP
Wandy Peralta	0.43	1	1	0	22	0	0	0	0	21.0	3	1	14	2	21	8	0	0	0
Michael Kopech	0.86	0	0	0	15	0	0	0	0	21.0	2	2	9	2	23	10	0	0	1
Anthony Banda	1.42	2	0	1	14	0	0	0	0	19.0	3	3	12	0	22	3	0	0	0
Gus Varland	2.25	0	0	0	8	0	0	0	0	8.0	2	2	4	2	4	1	0	0	0
Ryan Walker	2.42	3	2	1	39	1	0	0	1	52.0	15	14	31	6	50	12	0	0	0
Tanner Banks	2.45	2	2	0	14	0	0	0	0	14.2	4	4	7	2	14	4	0	0	0
Tyler Holton	2.87	4	5	1	28	4	0	0	3	53.1	18	17	43	7	40	10	1	0	0
Brady Singer	3.22	6	6	0	15	15	2	1	10	100.2	40	36	80	9	96	32	7	0	1
Elvis Peguero	3.26	2	0	0	26	0	0	0	0	30.1	12	11	24	1	31	7	1	0	1
Luis Peralta	3.86	0	0	0	3	0	0	0	0	2.1	1	1	1	0	2	2	0	0	0
Tobias Myers	3.98	4	5	0	13	13	2	1	8	86.0	41	38	72	13	64	31	3	0	0
Edward Cabrera	4.00	1	0	0	2	1	0	0	0	9.0	4	4	13	2	10	2	0	0	0
Landon Knack	4.25	1	1	0	5	5	0	0	1	29.2	14	14	27	5	27	13	1	0	1
Cristopher Sanchez	4.40	5	9	0	18	18	2	1	10	108.1	56	53	106	13	111	36	0	0	3
Porter Hodge	4.63	0	4	12	28	0	0	0	0	23.1	14	12	16	4	28	8	5	0	0
Mitchell Parker	5.72	3	2	0	15	14	1	0	4	85.0	57	54	108	17	71	12	4	0	0
*Jose Urena	5.79	1	3	0	28	0	0	0	0	32.2	26	21	44	9	32	7	0	0	0
Brusdar Graterol	5.79	0	0	0	5	0	0	0	0	4.2	3	3	8	0	2	0	0	0	0
Jhony Brito	6.00	0	1	0	3	0	0	0	0	3.0	2	2	3	0	4	1	0	0	0
Chris Bassitt	6.03	3	5	0	13	13	0	0	4	65.2	48	44	79	8	50	31	0	0	0

TOTALS	3.93	46	314	7	41	365	701	702	22	7
	38	15	84	3	769.2	336	102	230	0	

OWNER: Dan Harlan

Cleveland started out the year in the first 2 blocks at 18 wins and 13 losses but block 3 and 4 fell losing 19 games and winning only 6. After 4 blocks were 24 and 32. This is when new owner – Dan Harlan hired manager Zym Varrock to take over the Hornets. But the Hornets only finished 14 and 13 in the last two blocks of the season. The New Owner has big plans and the League has allowed the Hornets to move back to Pittsburgh, where they were from 1977 to 1995. If Dan has anything to say, we will be revamping a lot more, from the rest of the coaching staff to some player – We are excited, with a new look and a new team logo following the move to Pittsburgh. We are changing with daring moves. Like the Block Buster Trade made in sending Elly De La Cruz to the Mounties for 3rd Baseman Junior Caminero.



Just a little sample→

BE READY TABL FOR MORE!!!!

2025 ATLANTA CRACKERS

Fifth Place - National Conference EAST

WIN: 33 LOSS: 51

Owner: Royce Jackson GM: Michael Young

Manager: A. J. Hinch Coaches: Cliff Lee (P)

Mike Mussina (BP), Todd Helton (B), Matt Weiters (Bench)

Dr. Scholl (Dr.), Luis Gonzalez(1B), Barry Larkin(3B)

NAME -- BATTER	AVE	GM	AB	R	H	2B	3B	HR	RBI	BB	SO	SB	CS	HBP	SLG
STORY, Trevor	.321	19	56	9	18	3	0	2	7	5	15	0	3	1	.482
WISELY, Brett	.281	11	32	4	9	4	0	1	5	3	9	0	0	0	.500
CARTER, Evan	.280	22	82	12	23	5	0	6	15	4	25	1	0	1	.561
CALL, Alex	.271	27	59	5	16	4	0	1	9	6	10	2	0	2	.390
FREEMAN, Freddie	.252	77	301	43	76	26	0	14	36	28	58	0	1	3	.478
ROOKER, Brent	.250	68	244	30	61	12	0	13	38	20	90	1	0	1	.459
PILLAR, Kevin	.220	25	59	3	13	6	0	1	2	1	15	1	0	1	.373
PEREZ, Salvador	.217	72	240	24	52	4	1	8	27	17	61	0	0	3	.342
ALBIES, Ozzie	.211	64	204	19	43	10	1	3	16	12	38	4	1	1	.314
CROW-ARMSTRONG, Pete	.208	46	144	15	30	4	1	4	10	8	39	10	2	2	.333
NETO, Zach	.204	69	221	29	45	10	0	6	19	17	71	8	5	8	.330
PERKINS, Blake	.201	64	209	18	42	6	1	4	15	10	73	10	1	1	.297
ROGERS, Jake	.196	35	112	8	22	7	0	4	14	6	41	0	0	0	.366
FARMER, Kyle	.172	39	99	8	17	7	0	4	9	11	24	1	2	4	.364
DEVERS, Rafael	.171	78	281	38	48	18	0	14	41	39	76	0	0	2	.384
SPRINGER, George	.169	82	326	41	55	11	1	11	27	31	69	6	4	3	.310
CABRERA, Oswaldo	.157	33	89	8	14	2	0	3	11	9	22	1	0	0	.281
HEIM, Jonah	.155	21	58	1	9	0	1	0	4	4	13	0	0	0	.190
TOTALS	.211	84	2816	315	593	139	6	99	305	231	749	45	19	33	.370

NAME -- PITCHERS	ERA	W	L	SV	G	GS	CG	SHO	QS	IP	R	ER	H	HR	BB	SO	HB
LOPEZ, Jorge	1.65	2	0	0	31	0	0	0	0	32.2	7	6	23	3	7	28	1
BELLOZO, Valente	2.00	1	3	0	6	6	0	0	4	36.0	15	8	35	8	11	28	0
JUNIS, Jakob	2.55	1	1	0	38	0	0	0	0	49.1	14	14	38	6	8	34	3
GONZALEZ, Victor	2.59	0	2	0	34	0	0	0	0	31.1	10	9	33	4	9	27	2
MORTON, Charlie	3.06	9	4	0	17	17	0	0	10	100.0	35	34	91	9	30	110	2
HERZ, D. J.	3.38	0	2	0	8	7	0	0	3	45.1	18	17	45	4	13	48	0
PERALTA, Freddy	3.70	10	5	0	16	16	1	1	9	97.1	41	40	77	11	29	98	2
EOVALDI, Nate	3.75	2	9	0	15	15	0	0	9	84.0	39	35	83	12	20	70	5
KITTREDGE, Andrew	4.66	1	2	0	39	0	0	0	0	38.2	22	20	32	6	11	36	0
CORBIN, Patrick	4.67	3	10	0	15	15	3	2	4	90.2	50	47	92	12	30	73	5
MILLER, Erik	4.78	1	2	0	30	0	0	0	0	32.0	19	17	39	5	13	47	1
KIMBREL, Craig	5.10	0	4	17	32	0	0	0	0	30.0	18	17	39	5	13	41	0
GOMBER, Austin	6.45	2	1	0	4	4	0	0	1	22.1	16	16	31	5	4	17	0
LECLERC, Jose	7.68	1	2	0	34	0	0	0	0	34.0	29	29	39	7	24	43	6
FLEXEN, Chris	12.57	0	3	0	6	4	0	0	0	19.1	27	27	34	9	12	17	2
WILSON, Steven	13.09	0	1	0	9	0	0	0	0	11.0	16	16	19	2	6	9	2
TOTALS	4.135	33	51	17	84	84	4	3	40	766.1	376	352	750	108	240	726	31

The Torpedo Bat experiment failed miserably. The only 2 batters were injured after 2 blocks. The rest of the team only got hot after the game. Peralta and Morton had over half the wins for the year. Pitiful.



San Diego Friars 2024



Page 1 BATTING														10-12-25		
ORGANIZATION: #4 TABL 1924																
NAME	RC	AVG	G	AB	R	H	2B	3B	HR	RBI	SLG	OBP	BB	SO	SB	
SHEETS, Gavin	3	.444	3	9	2	4	0	0	1	4	.778	.444	0	1	0	
OHTANI, Shohei	99	.325	84	345	76	112	26	2	25	55	.629	.406	47	95	38	
EDWARDS, Xavier	27	.320	46	150	23	48	3	4	0	15	.393	.389	17	34	11	
SCHMITT, Casey	9	.308	17	52	8	16	3	1	2	9	.519	.321	1	11	0	
BART, Joey	5	.296	9	27	6	8	2	0	1	3	.481	.387	3	9	0	
LEE, Jing-Hoo	10	.294	30	68	13	20	5	0	2	10	.456	.314	1	6	1	
PEDERSON, Joc	41	.278	62	212	37	59	10	1	15	44	.547	.341	15	60	0	
CORREA, Carlos	7	.273	6	22	5	6	1	0	3	8	.727	.385	4	6	0	
SUZUKI, Seiya	45	.264	76	288	43	76	18	4	6	46	.417	.346	32	86	2	
MASSEY, Michael	15	.252	33	119	16	30	6	1	6	19	.471	.270	2	21	0	
MONCADA, Yoan	0	.250	2	8	3	2	0	0	0	2	.250	.250	0	2	0	
BOGAERTS, Xander	17	.247	44	182	15	45	7	0	3	17	.335	.267	4	28	3	
FERMIN, Freddy	13	.245	55	155	21	38	6	0	0	14	.284	.287	8	23	0	
YASTRZEMSKI, Mike	34	.244	74	234	27	57	10	4	9	29	.436	.314	21	71	0	
HARPER, Bryce	46	.222	84	324	52	72	17	0	15	60	.414	.315	43	78	1	
PARADES, Issac	41	.205	77	268	29	55	12	1	12	44	.392	.339	42	71	1	
ROBLES, Victor	15	.203	67	143	14	29	9	1	0	9	.280	.292	13	32	12	
JANSEN, Danny	10	.194	38	98	12	19	7	0	3	5	.357	.269	10	19	0	
GIMENEZ, Andres	14	.181	60	188	18	34	6	0	3	12	.261	.245	6	38	10	
TOTALS	451	.252	84	2892	420	730	148	19	106	405	.427	.326	269	691	79	

Page 1 PITCHING																		
NAME	ERA	W	L	SV	G	GS	CG	SHO	QS	IP	R	ER	H	HR	SO	BB	HB	BK
FARMER, Buck	0.00	1	0	1	12	0	0	0	0	12.0	0	0	3	0	7	5	0	0
SALAZAR, Eduardo	0.00	0	0	0	8	0	0	0	0	7.2	0	0	5	0	8	0	0	0
IGLESIAS, Rasiel	1.59	3	1	19	37	0	0	0	0	39.2	7	7	18	2	37	6	4	0
SEWALD, Paul	1.64	0	0	1	19	0	0	0	0	22.0	4	4	17	3	24	4	0	0
JANSEN, Kenley	1.85	1	0	0	27	0	0	0	0	24.1	5	5	15	5	21	4	2	1
GALLEN, Zac	1.93	7	1	0	12	12	1	1	9	74.2	18	16	48	9	72	24	5	4
FERGUSON, Tyler	1.93	0	0	0	13	0	0	0	0	14.0	3	3	11	1	16	6	0	0
BRADISH, Kyle	2.15	4	1	0	7	7	0	0	4	46.0	13	11	32	3	64	23	1	0
STRATTON, Hunter	2.31	0	0	0	9	0	0	0	0	11.2	3	3	11	1	15	2	0	0
CABRERA, Genesis	2.33	0	1	2	24	0	0	0	0	19.1	5	5	9	3	15	4	0	0
HERNANDEZ, Carlos	2.57	1	0	0	21	0	0	0	0	21.0	8	6	19	4	17	9	2	0
GLASNOW, Tyler	2.70	1	0	0	2	2	0	0	0	10.0	3	3	6	3	6	5	0	0
JAX, Griffin	2.79	1	2	3	42	0	0	0	0	42.0	13	13	25	5	53	10	0	2
BOOSER, Cam	2.96	1	2	0	30	0	0	0	0	24.1	9	8	23	4	21	7	0	0
HEANEY, Andrew	3.19	6	1	0	10	9	0	0	7	59.1	22	21	59	3	53	13	5	0
WAGUESPACK, Jacob	3.38	1	0	0	1	1	0	0	0	5.1	2	2	2	1	8	2	0	0
BLANCO, Roniel	3.67	6	5	0	14	14	1	1	5	83.1	41	34	70	16	69	19	1	0
ASSAD, Javier	4.50	3	5	0	8	8	1	1	3	46.0	24	23	46	9	34	11	2	0
CORTES, Nestor	4.72	8	4	0	17	14	1	0	6	87.2	50	46	81	14	103	31	5	0
CASTILLO, Luis M.	4.88	7	6	0	16	16	0	0	7	86.2	52	47	96	19	72	25	2	0
ROSS, Joe	6.00	1	2	0	13	0	0	0	0	15.0	10	10	15	4	13	4	3	0
WESNESKI, Hayden	7.20	1	0	0	1	1	0	0	0	5.0	4	4	8	0	6	3	0	0
TOTALS	3.22	31	343	4	41	296	619	734	32	7	53	26	84	3	757.0	271	109	217

Owner: David Speidel Head Coach: John Jaha Pitching/Hitting Coach: Don Robinson

SD made the World Series for the 3rd time in 5 years, but fell short. Swept by BUF. Still, the best record in the NC and another deep run has SD looking to contend again in 2026. The question is, when will this team tip the scales and be too old. With Ohtani winning POY and Harper still close to his prime, SD will work to hold off that inevitability for at least another year.

2025 San Francisco Bays

45 Wins, 39 Losses

2nd Place, NC West

	G	AB	R	H	RBI	2B	3B	HR	SLG	OBP	BB	SO	SB	AVG
Blake Sabol	2	3	0	1	0	0	0	0	.333	.500	1	0	0	.333
Yanier Diaz	82	323	38	90	45	16	1	8	.409	.304	12	68	0	.279
Ketel Marte	73	284	42	76	38	14	2	15	.489	.348	35	52	1	.268
Davis Schneider	6	15	2	4	0	0	0	0	.267	.353	2	4	0	.267
*Jurickson Profar	27	103	14	27	13	8	0	5	.485	.356	14	15	0	.262
Kevin Newman	40	107	10	28	8	7	0	0	.327	.301	6	16	1	.262
Cody Bellinger	73	270	47	70	43	19	6	15	.541	.338	30	57	3	.259
Luke Raley	71	232	34	59	33	13	1	10	.448	.337	15	73	0	.254
Ryan Mountcastle	72	264	27	65	35	19	1	11	.451	.289	16	74	0	.246
Jorge Mateo	52	74	9	18	6	9	0	1	.405	.309	7	25	1	.243
Ryan Jeffers	25	79	11	19	16	9	0	3	.468	.310	5	22	0	.241
Teoscar Hernandez	83	329	47	78	47	25	2	20	.508	.310	31	96	2	.237
Josh Smith	75	255	23	55	25	11	2	4	.322	.273	15	59	1	.216
Lane Thomas	73	224	28	45	23	12	1	8	.371	.254	13	70	2	.201
Ramon Urias	45	120	16	21	11	4	0	4	.308	.277	13	28	0	.175
Bo Bichette	54	191	14	32	7	7	0	0	.204	.201	7	45	0	.168
Jared Triolo	19	15	3	2	1	1	0	1	.400	.278	3	5	1	.133
Christopher Morel	1	1	0	0	0	0	0	0	.000	.000	0	1	0	.000
TOTALS	84	2889	365	690	351	174	16	105	.419	.302	225	710	12	.239

	W	L	SV	G	GS	CG	SHO	IP	H	R	ER	HR	BB	SO	ERA
Eli Morgan	2	0	0	15	0	0	0	18.2	11	3	3	2	2	12	1.45
Will Vest	3	1	1	33	0	0	0	30.1	17	8	5	4	5	26	1.48
Tanner Scott	2	5	1	34	0	0	0	34.1	17	8	8	4	12	38	2.10
*Jameson Taillon	1	0	0	4	4	0	0	17.0	14	4	4	1	5	15	2.12
Emmanuel Clase	1	3	21	38	0	0	0	36.1	23	10	10	1	8	31	2.48
Sam Moll	0	0	0	22	0	0	0	17.0	15	6	5	2	5	13	2.65
Justin Steele	6	2	0	11	11	0	0	66.2	53	25	22	6	16	63	2.97
David Peterson	6	3	0	11	11	0	0	64.0	51	26	25	10	26	46	3.52
Jason Foley	2	2	0	32	0	0	0	30.0	22	13	12	2	9	24	3.60
Jesse Chavez	1	0	0	31	0	0	0	36.1	29	19	15	5	14	25	3.72
Ben Lively	6	5	0	14	13	0	0	81.0	74	39	35	15	31	59	3.89
Joe Musgrove	5	4	0	10	10	0	0	58.0	59	27	26	3	17	70	4.03
JP Sears	4	7	0	16	16	2	2	90.2	94	49	42	14	24	64	4.17
Yusei Kikuchi	5	4	0	15	15	0	0	87.2	87	48	42	13	24	107	4.31
Lucas Erceg	1	0	0	32	0	0	0	26.0	29	14	14	5	6	29	4.85
Kutter Crawford	0	3	0	15	4	0	0	52.1	79	42	33	6	16	57	5.68
Anthony Bender	0	0	0	8	0	0	0	11.1	17	12	11	3	6	11	8.74
TOTALS	45	39	23	84	84	2	2	757.2	691	349	312	96	226	690	3.71

*Totals with San Francisco only.

Steven Ouellette, owner John Smoltz, general manager Bob Melvin, field manager
 Dan Wilson, Tim Salmon, Robin Ventura, Vernon Wells, Rollie Fingers, coaches

The 2025 Bays once again captured a Wild Card slot, and advanced to the NC Finals, but came up a bit short in the end, falling to the Friars and failing to return to the World Series after last year's epic run. Another bit of news was the return of former owner Steve Ouellette...who once again was taught the lesson that you can't go home again. So new ownership will be in place when the 2026 season begins. A team who has been to Conference Finals two seasons in a row rarely comes available in these scenarios, so no pressure, Brad! <g>



2025 Las Vegas Gamblers

Won 44 Lost 40, .524, 3rd Place, NC West

	AVG	G	AB	R	H	2B	3B	HR	RBI	SLG	OBP	BB	SO	SB	CS
Miguel Vargas	.333	1	3	2	1	0	0	1	1	1.333	.333	0	0	0	0
Eguy Rosario	.333	13	33	4	11	3	0	2	8	.606	.333	0	14	0	0
Wilmer Flores	.308	22	65	9	20	3	0	4	14	.538	.357	5	11	0	0
Jarren Duran	.291	84	350	57	02	21	7	13	29	.503	.328	14	95	17	3
Yordan Alvarez	.291	80	320	44	93	17	1	19	41	.528	.353	24	60	0	0
*Jesse Winker	.283	48	152	20	43	11	0	5	17	.454	.381	21	38	2	1
Trea Turner	.264	76	276	32	73	17	0	8	31	.413	.302	15	58	11	3
Byron Buxton	.253	67	198	31	50	14	0	14	34	.535	.285	6	54	0	2
Joey Loperfido	.250	8	28	4	7	2	1	0	4	.393	.250	0	10	0	0
*Jurickson Profar	.250	57	224	23	56	10	1	7	22	.397	.320	19	45	2	1
Max Muncy	.248	48	137	25	34	12	1	10	26	.569	.387	25	43	0	0
Jordan Westburg	.247	75	231	25	57	15	2	9	36	.446	.290	9	54	1	2
Connor Wong	.242	62	194	22	47	10	0	4	18	.356	.283	6	57	0	0
Francisco Alvarez	.238	46	151	19	36	7	0	8	22	.444	.299	13	55	0	0
*Jonathan Aranda	.222	10	27	2	6	0	0	1	3	.333	.323	2	5	0	0
Luis Matos	.217	24	69	4	15	2	0	1	6	.290	.250	2	15	0	0
Dylan Moore	.217	58	152	27	33	11	1	4	18	.382	.324	16	49	6	2
*Eugenio Suarez	.212	44	137	10	29	12	1	2	13	.358	.265	8	48	0	0
Lars Nootbaar	.172	67	192	24	33	7	3	10	28	.396	.267	25	63	0	0
Kyle Manzardo	.167	6	12	1	2	1	0	0	0	.250	.167	0	5	0	0

TOTALS	.253	84	2951	385	748	175	18	122	371	.449	.314	210	779	39	14
--------	------	----	------	-----	-----	-----	----	-----	-----	------	------	-----	-----	----	----

	ERA	W	L	SV	G	GS	CG	SHO	QS	IP	R	ER	H	HR	SO	BB	HB	BK	WP
Seth Halvorson	0.00	0	0	0	1	0	0	0	0	1.1	0	0	0	0	2	0	0	0	0
Shane Bieber	1.37	2	0	0	3	3	0	0	2	19.2	6	3	15	1	20	5	0	0	0
Jeff Hoffman	1.54	8	1	2	41	0	0	0	0	41.0	7	7	19	4	44	7	1	0	1
Yoshinobu Yamamoto	2.02	4	3	0	10	10	0	0	6	62.1	17	14	46	5	87	14	3	0	0
Jeremiah Estrada	2.81	1	0	0	31	0	0	0	0	32.0	10	10	23	4	40	8	0	0	0
Josh Hader	2.86	4	1	7	36	0	0	0	0	34.2	13	11	34	2	44	11	1	0	0
Tony Santillan	3.46	0	0	0	15	0	0	0	0	13.0	7	5	11	2	14	5	0	0	0
Chris Martin	3.54	2	3	0	28	0	0	0	0	20.1	8	8	20	3	18	10	1	0	0
Aaron Ashby	3.63	0	0	2	20	0	0	0	0	17.1	7	7	11	5	17	12	0	0	1
Dylan Cease	3.69	8	7	0	18	18	3	1	9	114.2	54	47	90	19	129	43	4	0	3
*Jameson Taillon	3.80	2	3	0	11	11	1	0	5	64.0	35	27	63	8	56	18	0	0	0
Adrian Morejon	4.45	0	4	0	34	0	0	0	0	28.1	14	14	26	3	34	9	1	1	0
Albert Suarez	4.68	3	4	0	12	12	0	0	4	65.1	36	34	63	14	49	24	3	0	0
Ben Brown	4.80	0	0	0	7	2	0	0	0	15.0	9	8	16	1	14	7	2	0	0
*Mason Miller	4.82	1	3	9	20	0	0	0	0	18.2	11	10	13	2	18	11	0	0	0
Grayson Rodriguez	4.94	4	4	0	15	12	1	1	5	74.2	43	41	73	9	80	30	0	0	1
Grant Holmes	5.16	1	2	0	18	6	1	0	1	45.1	28	26	47	7	58	13	4	0	1
Luis Severino	5.37	4	5	1	14	10	0	0	2	67.0	47	40	76	9	50	29	3	0	1
DL Hall	5.40	0	0	0	3	0	0	0	0	5.0	4	3	6	1	4	1	0	0	0
Luis Matos	6.75	0	0	0	1	0	0	0	0	1.1	1	1	3	1	2	1	0	0	0
Patrick Sandoval	10.34	0	0	0	7	0	0	0	0	15.2	19	18	24	5	14	8	1	0	0

TOTALS	3.97	40	345	6	34	376	679	794	24	8
	44	21	84	2	756.2	334	105	266	1	

Owner – Adam Lewis Manager – Tim Raines Coaches – Jorge Posada, Kevin Millar, Lou Pote, Jon Garland

The Gamblers finished 3 games better in 2025 than they did in 2024, which led to a 3rd place finish in the NC West. Yet the season was generally a disappointment given high expectations coming into the season and the team's 13-2 start in block 1. The team outscored opponents by 9 runs after being outscored by 72 runs the year before so there was a clear improvement in some ways. The hitting was slightly better as the team OPS went to .763 from .741 but we expected an even bigger improvement given the lineup's we were trotting out there. Ultimately, injuries on the hitting side really held this group back. The pitching on the other hand was where the team showed more growth, as the team ERA shot down to 3.97 from last year's 5.18 mark. The biggest standouts on the pitching front were emerging new ace Yoshinobu Yamamoto and the generally reliable bullpen. Expectations are likely for another .500 level team in 2026 and given the underperformance of the team the past few years, the coaching staff is definitely on the hot seat.

St Louis Browns

Fourth Place, National West
40-44 .476 13 GB

NAME	AVG	G	AB	R	H	2B	3B	HR	RBI	SLG	OBP	BB	SO	SB	CS
Edmundo Sosa	.305	47	118	14	36	9	2	2	16	.466	.359	6	27	0	1
*Luis Arraez	.285	57	260	24	74	16	2	1	20	.373	.309	7	20	1	0
Lawrence Butler	.282	54	177	36	50	11	0	14	38	.582	.324	11	43	2	1
Fernandoi Tatis Jr	.274	57	230	34	63	18	0	12	31	.509	.337	20	47	3	2
*Nico Hoerner	.270	27	115	22	31	3	0	2	10	.348	.323	8	16	8	1
Yasmani Grandal	.263	39	114	11	30	8	0	5	16	.465	.306	7	21	0	0
Andrew McCutchen	.259	31	85	9	22	3	0	5	13	.471	.323	8	26	0	1
Matt Olson	.253	84	324	51	82	24	0	11	44	.429	.337	37	100	0	0
Gabriel Moreno	.250	60	168	18	42	12	0	4	19	.393	.326	18	35	0	0
Dansby Swanson	.243	84	317	44	77	19	1	13	34	.432	.314	32	77	5	1
Spencer Steer	.239	79	285	43	68	15	3	10	37	.418	.338	41	72	8	1
Parker Meadows	.234	43	128	18	30	5	5	1	9	.375	.300	12	38	1	0
*Josh Naylor	.198	56	222	22	44	12	0	12	30	.414	.264	17	56	0	0
Jeimer Candelario	.197	59	193	13	38	11	0	6	30	.347	.248	12	56	0	0
Nolan Jones	.165	44	109	12	18	2	1	1	10	.229	.289	19	34	0	1
Chris Taylor	.125	49	88	9	11	4	0	0	3	.170	.252	14	37	0	2
Austin Hedges	.000	9	3	0	0	0	0	0	0	.000	.000	0	1	0	0

TOTALS	.244	84	2936	380	716	172	14	99	360	.413	.312	269	706	28	11
--------	------	----	------	-----	-----	-----	----	----	-----	------	------	-----	-----	----	----

NAME	ERA	W	L	SV	G	GS	CG	SHO	QS	IP	R	ER	H	HR	SO	BB	HB	BK	WP
J.T. Chargois	0.38	0	1	1	25	0	0	0	0	23.2	2	1	10	2	24	3	2	0	0
Kevin Kelly	1.79	1	2	1	42	0	0	0	0	40.1	9	8	26	2	33	10	1	0	1
Kodai Senga	1.80	0	1	0	1	1	0	0	0	5.0	1	1	8	1	4	2	1	0	0
Brennan Bernardino	2.00	0	0	0	6	0	0	0	0	9.0	2	2	4	1	12	6	1	0	0
Seth Martinez	2.10	2	0	0	21	0	0	0	0	25.2	6	6	17	2	17	9	1	0	0
Alex Faedo	2.38	0	0	2	10	0	0	0	0	11.1	3	3	6	0	9	7	0	0	1
Hunter Bigge	2.84	1	1	0	11	0	0	0	0	12.2	4	4	10	1	14	6	0	0	0
John King	2.87	3	1	1	34	0	0	0	0	31.1	12	10	23	6	30	8	1	0	0
Dane Dunning	2.90	2	1	0	8	8	0	0	4	49.2	16	16	36	6	51	11	6	0	0
Ian Hamilton	3.65	0	0	0	13	0	0	0	0	12.1	6	5	13	1	14	4	0	0	0
Andre Pallante	3.96	2	6	0	13	11	1	0	5	75.0	34	33	68	3	68	21	4	0	1
Andrew Chafin	4.25	2	0	5	35	0	0	0	0	29.2	14	14	21	5	46	15	1	0	0
Sean Hjelle	4.40	2	1	0	21	0	0	0	0	47.0	24	23	40	6	37	14	3	0	0
Mitch Spence	4.59	9	5	0	15	15	0	0	6	82.1	54	42	93	12	79	24	7	0	3
Yimi Garcia	4.76	0	4	9	27	0	0	0	0	22.2	12	12	23	3	26	6	1	0	1
Kevin Gausman	4.77	7	7	0	16	16	1	0	8	94.1	61	50	86	13	77	32	4	0	0
Reese Olson	4.97	3	3	0	11	11	0	0	4	58.0	36	32	69	6	57	19	2	0	2
Hans Crouse	5.28	0	0	0	15	0	0	0	0	15.1	9	9	12	1	16	12	1	0	1
Cristian Javier	6.39	1	3	0	5	5	0	0	2	25.1	19	18	28	4	21	15	0	0	1
Cade Povich	6.88	2	3	0	7	7	0	0	2	35.1	27	27	44	6	24	11	4	0	0
Keider Montero	7.19	3	5	0	10	10	0	0	3	46.1	38	37	71	11	34	13	0	0	1
Nick Anderson	9.65	0	0	0	10	0	0	0	0	9.1	10	10	17	4	4	2	0	0	0

TOTALS	4.29	44	356	2	34	399	725	697	40	12
	40	19	84	0	761.2	363	96	250	0	

After a very difficult start to the season - finishing 3-13 after the first block - the Browns arguably over-achieved the rest of the way (37-31) to finish near .500 for the season. The offense was led by fine seasons from Lawrence Butler, Fernando Tatis and Matt Olson. Pitching was a problem, but Mitch Spence led the staff with 9 wins.

The Browns spent the season on the road (league-managed), but next year will be back in the capable hands of the Ouellette family.



2025 Minneapolis Millers

5th Place, NC West

W: 28 L: 56 PCT: .333 GB: 25



Name	AVG	G	AB	R	H	2B	3B	HR	RBI	BB	K	SB	HP	SLG	OBP	OPS
Addison Barger	1.000	2	1	0	1	0	0	0	0	1	0	0	0	1.000	1.000	2.000
Jose Miranda	.308	58	227	28	70	20	3	7	24	6	37	1	3	.515	.335	.850
Max Kepler	.256	62	211	27	54	13	0	9	23	14	44	0	3	.445	.311	.757
Starling Marte	.254	50	169	21	43	6	2	6	12	8	38	9	1	.420	.292	.712
Jose Altuve**	.251	41	183	19	46	8	0	2	8	9	38	6	2	.328	.294	.622
Luisangel Acuna	.231	4	13	1	3	1	0	0	4	0	0	1	0	.308	.231	.538
Josh Jung	.219	12	32	3	7	0	0	1	5	2	10	1	0	.313	.265	.577
Ryan McMahon	.213	83	301	28	64	13	0	6	24	36	90	0	0	.316	.297	.612
Royce Lewis*	.212	22	66	7	14	3	0	5	16	7	21	0	0	.485	.288	.773
Adley Rutschman	.210	83	329	27	69	5	0	9	30	23	71	1	1	.307	.263	.570
Pete Alonso	.208	84	313	31	65	12	2	14	37	38	85	0	10	.393	.313	.706
Daulton Varsho	.199	81	272	31	54	14	2	11	32	23	80	2	3	.386	.268	.654
Matt Vierling	.197	68	228	21	45	9	1	6	19	16	63	1	1	.325	.253	.578
Jackson Holliday	.184	42	103	7	19	2	1	5	9	9	40	0	0	.369	.250	.619
Giovanny Urshela	.167	20	30	0	5	0	0	0	0	2	2	0	0	.167	.219	.385
Jo Adell	.161	43	124	12	20	4	0	5	13	10	47	0	0	.315	.224	.538
Orlando Arcia	.157	82	248	18	39	10	0	6	15	19	67	0	3	.270	.226	.496
Jose Trevino	.063	8	16	1	1	0	0	1	1	0	1	0	0	.250	.063	.313
	.216		2866	282	619	120	11	93	272	223	734	22	27	.363	.279	.642

Name	W	L	SV	G	GS	CG	SHO	IP	H	R	ER	BB	K	HR	ERA
Joey Lucchesi	1	0	0	3	0	0	0	5 1/3	3	0	0	0	7	0	0.00
Alek Manoah	0	1	0	2	2	0	0	12	16	6	3	2	12	0	2.25
Trevor Williams	4	1	0	6	6	1	1	43	24	12	11	11	36	4	2.30
Hunter Strickland	1	1	0	36	0	0	0	34	16	10	9	11	30	2	2.38
Pierce Johnson	0	1	0	10	0	0	0	10 2/3	7	3	3	2	12	0	2.53
Joe Jimenez**	2	1	2	19	0	0	0	20 1/3	19	6	6	6	30	1	2.66
Chris Sale**	2	3	0	9	9	0	0	60	41	19	19	20	58	6	2.85
Edwin Diaz	2	2	14	28	0	0	0	26 2/3	20	16	10	10	32	7	3.38
AJ Smith-Shawver	0	0	0	3	0	0	0	2 2/3	4	6	1	2	4	2	3.38
Ranger Suarez	5	4	0	15	15	0	0	91	81	41	35	28	94	13	3.46
Alexis Diaz	0	2	0	28	0	0	0	31 1/3	41	17	16	12	22	7	4.60
Evan Phillips	0	2	0	34	0	0	0	29 1/3	29	15	15	15	28	4	4.60
Martin Perez	5	6	0	13	13	1	1	75 1/3	70	40	40	25	54	13	4.78
Jose Ferrer	0	2	0	19	0	0	0	18 1/3	22	10	10	3	15	2	4.91
Jordan Montgomery	2	6	0	12	12	1	1	63 2/3	89	44	40	26	48	9	5.65
Drew Thorpe	0	2	0	6	2	0	0	13 2/3	16	11	9	7	13	2	5.93
Cooper Criswell	1	8	0	12	12	0	0	65	81	43	43	22	43	13	5.95
Hoby Milner	0	0	0	24	0	0	0	38 2/3	55	28	28	10	40	8	6.52
Trevor Megill	1	3	0	26	0	0	0	25 1/3	33	19	19	8	29	4	6.75
Aroldis Chapman*	1	1	0	18	0	0	0	18	21	15	15	9	22	7	7.50
Nick Lodolo	1	8	0	11	11	0	0	55	77	47	46	27	58	7	7.53
Jake Bloss	0	0	0	2	0	0	0	5 1/3	7	6	6	0	8	2	10.13
Matt Manning	0	2	0	3	2	0	0	10 1/3	17	14	14	6	11	5	12.19
	28	56	16	339	84	3	3	755	789	428	398	262	706	118	4.74

* - Statistics with Minneapolis Millers only ** - Traded

Owner: Chris Orlando....GM: Derek Jeter...Mgr: Michael Cuddyer...Coaches: LaTroy Hawkins, Keith Richards, Carlos Beltran

After a TABL championship two seasons ago, the Millers regressed again, finishing 9 games behind last year's pace. Perennial PoY candidate Jose Altuve and ace Chris Sale were dealt away at the deadline. The team ERA was last in TABL at 4.74, and there doesn't seem to be any improvement on the horizon.

2025 ROOKIE DRAFT

Round 1		Round 2		Round 3	
1 BOS	Paul Skenes	21 BOS	Cade Smith	41 BOS	Tim Herrin
2 SEA	Jackson Chourio	22 CIN	Andy Pages	42 SEA	Otto Lopez
3 BUF	Jackson Merrill	23 SEA	Spencer Horwitz	43 CIN	Jhonkensy Noel
4 PHI	Wyatt Langford	24 PHI	Wenceel Perez	44 PHI	David Hamilton
5 MPL	Jackson Holliday	25 TOR	Brooks Lee	45 CIN	David Fry
6 TOR	Dylan Crews	26 MPL	Luisangel Acuna	46 SEA	Bryan Hudson
7 CHI	James Wood	27 CLE	Mitchell Parker	47 CHI	Bryan Hoeing
8 CLE	Tobias Myers	28 CHI	Kumar Rocker	48 CLE	Porter Hodge
9 LVG	Yoshinobu Yamamoto	29 LVG	Kyle Manzardo	49 LVG	Grant Holmes
10 ATL	Jackson Jobe	30 DAL	Tyler Black	50 ATL	DJ Herz
11 CIN	Spencer Schwellenbach	31 BUF	Caden Dana	51 TOR	Justin Slaten
12 DAL	Colt Keith	32 HOU	Hayden Birdsong	52 DAL	Jared Koenig
13 SFB	Coby Mayo	33 SFB	Kevin Alcantara	53 SFB	Lucas Erceg
14 HOU	Shota Imanaga	34 HOU	Jace Jung	54 HOU	Pedro Pages
15 MIA	Jared Jones	35 CIN	David Festa	55 MIA	Tyson Miller
16 CHI	Heliot Ramos	36 DEN	Jacob Wilson	56 DEN	River Ryan
17 BOS	Tyler Fitzgerald	37 BKN	Edwin Uceta	57 BKN	Orelvis Martinez
18 CIN	Spencer Arrighetti	38 CIN	Will Warren	58 STL	Cade Povich
19 BOS	Rhett Lowder	39 CHI	Adael Amador	59 NYG	Collin Snider
20 SDF	Ronel Blanco	40 SDF	Jung Hoo Lee	60 BKN	Connor Norby
Round 4		Round 5		Round 6	
61 BOS	Jose Tena	81 NYG	Michael McGreevy	101 BOS	Jack Kochanowicz
62 CIN	Nick Yorke	82 TOR	Matthew Liberatore	102 CIN	Jack Leiter
63 SEA	Adrian Del Castillo	83 MPL	Jake Bloss	103 SEA	Joey Cantillo
64 PHI	Jonathan Cannon	84 PHI	Ryan Feltner	104 PHI	Tayler Scott
65 TOR	Dillon Dingler	85 MPL	Nacho Alvarez	105 TOR	Brenan Haniffee
66 MPL	Jordan Beck	86 BUF	Hogan Harris	106 MPL	Cooper Criswell
67 CLE	Drew Romo	87 BKN	Ben Rice	107 CHI	Jerar Encarnacion
68 CHI	Zach Dezenzo	88 CLE	Landon Knack	108 DEN	Trey Sweeney
69 LVG	Ben Brown	89 LVG	Joey Loperfido	109 LVG	Christian Scott
70 DAL	Victor Scott	90 ATL	Erik Miller	110 DAL	Yuki Matsui
71 CIN	Sean Burke	91 BOS	Calvin Faucher	111 CIN	Landen Roupp
72 ATL	Hurston Waldrep	92 DAL	Leo Jimenez	112 ATL	Brett Wisely
73 SFB	Yilber Diaz	93 SFB	Bryan Ramos	113 SFB	Edgardo Henriquez
74 BOS	Brant Hurter	94 HOU	Ryan Fernandez	114 HOU	Michael Siani
75 MIA	Will Wagner	95 MIA	Rafael Marchan	115 MIA	Carlos Narvaez
76 HOU	Thomas Saggese	96 DEN	Dedniel Nunez	116 CHI	Richard Fitts
77 DEN	Jonah Bride	97 BKN	Zebby Matthews	117 BKN	Sam Aldegheri
78 NYG	Manuel Rodriguez	98 STL	Sean Hjelle	118 NYG	Jhonny Pereda
79 STL	Mitch Spence	99 NYG	Osvaldo Bido	119 NYG	Romy Gonzalez
80 NYG	Justin Wroblewski	100 SEA	Ernie Clement	120 CLE	Luis Peralta


2025 ROOKIE DRAFT cont'd

Round 7		
121	BOS	Jair Camargo
122	SEA	Robert Gasser
123	CIN	Griffin Conine
124	MPL	Drew Thorpe
125	SDF	Brooks Baldwin
126	TOR	Jairo Iriarte
127	CHI	Sam Long
128	CLE	Grant McCray
129	LVG	Tyler Locklear
130	ATL	Valente Bellozo
131	CIN	Nathan Lukes
132	DAL	Kameron Misner
133	SFB	Chayce McDermott
134	HOU	Spencer Bivens
135	MIA	Zack Kelly
136	DEN	Troy Taylor
137	BKN	Forrest Whitley
138	STL	Keider Montero
139	NYG	Blake Perkins
140	SDF	Javier Sanoja

Round 8		
141	BOS	Marc Church
142	CHI	Bryan King
143	SEA	Randy Rodriguez
144	PHI	Kyle McCann
145	TOR	Mason Black
146	NYG	Jonatan Clase
147	CLE	Rece Hinds
148	PHI	JT Ginn
149	LVG	Seth Halvorsen
150	DAL	Austin Martin
151	SEA	Bryce Jarvis
152	ATL	Andrew Walters
153	SFB	Ty Madden
154	SDF	Cam Booser
155	CIN	Davis Martin
156	DEN	Michel Otanez
157	BKN	Andres Chaparro
158	NYG	Ben Casparius
159	STL	Hunter Bigge
160	CIN	Mason Montgomery

Round 9		
161	BOS	Trey Lipscomb
162	SEA	Justyn-Henry Malloy
163	CIN	Oliver Dunn
164	CHI	Ryan Bliss
165	MPL	Addison Barger
166	TOR	Julian Aguiar
167	CHI	Sean Bouchard
168	CLE	Angel Martinez
169	LVG	PASS
170	BUF	Luis Guerrero
171	CIN	Weston Wilson
172	DAL	Reed Garrett
173	SFB	Erik Sabrowski
174	SDF	Hunter Stratton
175	MIA	PASS
176	DEN	Michael Kelly
177	BKN	Grant Holman
178	STL	Nasim Nunez
179	NYG	Vidal Brujan
180	SDF	Eduardo Salazar

Round 10		
181	BOS	Blaze Alexander
182	CIN	Matt Thaiss
183	SEA	Yariel Rodriguez
184	CHI	Johnathan Rodriguez
185	TOR	Mike Burrows
186	SDF	Dane Myers
187	CLE	Aaron Schunk
188	CHI	Adam Mazur
189	SEA	Greg Jones
190	DAL	Hunter Feduccia
191	CIN	Tyler Ferguson
192	BUF	Daysbel Hernandez
193	SFB	PASS
194	MPL	Rodderly Munoz
195	MIA	Niko Kavadas
196	DEN	PASS
197	BKN	Shay Whitcomb
198	NYG	Darren Baker
199	STL	Hans Crouse
200	NYG	Jose Devers



2025 FREE AGENT DRAFT

Round 1

Round 2

Round 3

1	DAL	Erick Fedde	21	ATL	Jake Cave	41	DAL	Jose Ruiz
2	BUF	Blake Treinen	22	BUF	Daniel Lynch	42	BUF	Ryne Stanek
3	HOU	Joe Ross	23	DAL	Daniel Hudson	43	ATL	Jalen Beeks
4	LVG	Albert Suarez	24	LVG	Tony Santillan	44	LVG	Keegan Thompspn
5	CLE	Jose Urena	25	CHI	Dennis Santana	45	CLE	Tyler Freeman
6	CHI	Matthew Boyd	26	CLE	Ben Rortvedt	46	SDF	Carlos Hernandez
7	TOR	Jose Iglesias	27	MPL	Hunter Strickland	47	TOR	Luis Torrens
8	CLE	Anthony Banda	28	TOR	Derek Hill	48	MPL	Gavin Sheets
9	PHI	Santiago Espinal	29	PHI	TJ McFarland	49	PHI	Dillon Tate
10	CIN	Jesus Tinoco	30	SEA	Austin Voth	50	CIN	Austin Adams
11	SEA	Jorge Alcala	31	CIN	Austin Barnes	51	SEA	Jacob Barnes
12	BOS	Pavin Smith	32	BOS	San Hilliard	52	BOS	Josh Staumont
13	SFB	Kevin Newman	33	SFB	Anthony Bender	53	NYG	Tyler Gilbert
14	HOU	Buck Farmer	34	HOU	Joe Mantiply	54	ATL	Josh Fleming
15	MIA	Jacob Webb	35	MIA	Kris Bryant	55	MIA	German Marquez
16	DEN	Garrett Cleavinger	36	DEN	Rowdy Tellez	56	DEN	Jon Singleton
17	BKN	Tim Hill	37	BKN	Carson Fulmer	57	BKN	Mitch Haniger
18	ATL	Chris Flexin	38	STL	JT Chargois	58	NYG	Jacob Waguespack
19	STL	Jake Cousins	39	MPL	Tim Anderson	59	STL	Trevor Richards
20	SDF	Juan Yopez	40	SDF	Ryan Burr	60	SDF	Sixto Sanchez

2025 TABL TRADES

1. Denver traded Kyle Higashioka to Brooklyn for BKN #4.
2. Buffalo traded Bobby Miller, BUF #1, and STL #2 to Cincinnati for CIN #1.
3. Chicago traded Paul Goldschmidt (V) to Cincinnati for STL #2.
4. Cincinnati traded Rene Pinto to New York for Esteury Ruiz.
5. Chicago traded Hunter Renfroe (V) to Cleveland for CLE #6.
6. Seattle traded Miguel Cabrera (V) to Las Vegas for Kody Funderburk and LVG #10.
7. Seattle traded Ian Happ (V) and SEA #5 to Toronto for Joey Bart and TOR #3.
8. Cleveland traded Orlando Arcia to Minneapolis for SDF #6 and MPL #1 f.a. pick.
9. Minneapolis traded Cedric Mullins (V) to Cincinnati for CIN #5.
10. Seattle traded Austin Hays (G) and Jason Adam (V) to Buffalo for Brandon Lowe and Colin Poche.
11. Cincinnati traded Randy Arozarena (V) and TOR #5 to Buffalo for MJ Melendez, Brandon Marsh, BUF #4, BUF #6, BUF #7, BUF #9, BUF #10, and SDF #8.

Trades completed during the free agent and rookie drafts.

12. New York traded NYG #2 f.a. (Tim Anderson) to Minneapolis for MPL #8 (Jonatan Clase).
13. San Francisco traded SFB #3 f.a. (Tyler Gilbert) to New York for a premium beer at the Minneapolis convention.
14. New York traded Jacob Waguespack to San Diego in return for San Diego providing that premium beer to San Francisco.
15. Denver traded DEN #1 (Heliot Ramos) and CIN #8 (Bryan King) to Chicago for CHI 2026 #1 and CHI #6 (Trey Sweeney).
16. Houston traded Jurickson Profar to Las Vegas for Connor Joe, DEN #4 (Thomas Saggese) and LVG 2026 #2.
17. San Diego traded SDF #3 (Connor Norby) to Brooklyn for BKN 2026 #3 and BKN 2026 #5.
18. Philadelphia traded PHI #9 (Sean Bouchard) and PHI #10 (Adam Mazur) to Chicago for PTBNL.
19. Atlanta traded ATL #9 (Luis Guerrero) and ATL #10 (Daysbel Hernandez) to Buffalo for a beer at a convention TBNL.
20. Houston traded HOU #8 (Cam Booser), HOU #9 (Hunter Stratton), and HOU #10 to San Diego for SDF 2026 #2 f.a.
21. Minneapolis traded MPL #10 (Dane Myers) to San Diego for HOU #10 (Rodderly Munoz) and PTBNL.

Trades completed after the rookie draft

22. Toronto traded Luis Torrens to Chicago for Charlie Blackmon (V).
23. New York traded Blake Perkins to Atlanta for ATL #5.
24. Dallas traded Beau Brieske, Tyler Black, and DAL #1 to Denver for Seth Lugo (V), Kirby Yates (V), and Michael Kelly.
25. Boston traded Rhys Hoskins (V) and Marc Church to Buffalo for Daniel Lynch and BUF #4.
26. New York traded Romy Gonzalez to Chicago for CHI #5.
27. Cleveland traded Christian Encarnacion to Philadelphia for PHI #4.
28. San Diego sent Javier Sanoja and Gio Urshela (V) to Minneapolis as PTBNL from a previous deal.
29. San Diego traded DJ LeMahieu (V) to Seattle for a beer at the convention.
30. Denver traded Miguel Rojas (V) to New York for NYG #5.
31. Chicago sent Dennis Santana to Philadelphia as the PTBNL from an earlier trade.

Trades completed after Opening Day.

32. Houston traded Justin Turner (V) to Chicago for Lance Lynn (V).
33. New York traded Giancarlo Stanton (V) and NYG #4 to Boston for Garrett Mitchell.
34. Minneapolis traded Jose Altuve (V) and MPL #3 to New York for Royce Lewis, Aroldis Chapman (SP) and NYG #1.
35. Chicago traded JJ Bleday, Derek Law, and Romy Gonzalez to Cincinnati for Will Warren, Jack Leiter, and Kyle Hurt.
36. Houston traded Ben Joyce and Ryan Fernandez to Cincinnati for Oliver Dunn, MJ Melendez, and CIN #3.

37. Houston traded Joe Ross and Buck Farmer to San Diego for SDF #3.
38. Minneapolis traded Chris Sale (V) and Joe Jimenez (G) to Buffalo for Dustin May, Pierce Johnson, and BUF #3.
39. Cincinnati traded Romy Gonzalez and Jon Berti to Buffalo for Caden Dana and Hogan Harris.
40. Chicago traded Mark Canha (SP) to Dallas for DAL #9.

Trades completed in and around the Minneapolis convention.

41. Cincinnati traded Cedric Mullins (V) to Miami for MIA #4.
42. Las Vegas traded Jurickson Profar, Jameson Taillon and LVG #5 to San Francisco for Kevin Alcantara and SFB #2.
43. Seattle traded Joey Bart and Tyler Glasnow to San Diego for SDF #1 and SDF #5.
44. Las Vegas traded Eugenio Suarez (V) to Seattle for SEA #1.
45. Las Vegas traded Mason Miller and Jesse Winker (V) to Dallas for Jonathan Aranda and DAL #4.
46. Seattle traded Carlos Correa (V) to San Diego for SDF #2.
47. Seattle traded Bryan Hudson to New York for CHI #5.
48. New York traded Ronnie Mauricio and Ben Casparius to Cincinnati for Sean Manaea (V) and Austin Barnes.
49. Denver traded Dedniel Nunez and Mickey Moniak to Toronto for Dillon Dingler.
50. Cincinnati traded Joel Payamps to Boston for BOS #7.
51. New York traded Nico Hoerner and NYG #3 to St Louis for Luis Arraez (V) and STL #5.
52. St Louis traded Josh Naylor to Buffalo for BUF #1.
53. Cincinnati traded Hogan Harris to Chicago for CHI #8.
54. Cincinnati traded Ben Joyce and Derek Law to Brooklyn for Zebby Matthews and Mitch Haniger.
55. Cleveland traded Jose Urena to Dallas for DAL #5.

Trades completed after the end of the season

56. Seattle traded Aaron Civale (V) to Atlanta for Trevor Story (V).
57. Seattle traded Junior Caminero to Cleveland for Elly De la Cruz.
58. Minneapolis traded Hoby Milner to Chicago for Johnathan Rodriguez.



2025 WAIVER CLAIMS

BROOKLYN	BUFFALO	NEW YORK	PHILADELPHIA	TORONTO
	Keaton Winn Julio Urias (V)	Julio Urias (V) Shawn Armstrong Juan Yopez		
CINCINNATI	DALLAS	DENVER	HOUSTON	SEATTLE
Kyle Hurt Nate Pearson	Ryne Stanek		Dane Myers Ty France (V)	
ATLANTA	BOSTON	CHICAGO	CLEVELAND	MIAMI
Kolby Allard	Mitch Garver	Richie Palacios Riley Adams		
LAS VEGAS	MINNEAPOLIS	SAN DIEGO	SAN FRANCISCO	ST. LOUIS
Wilmer Flores (V) Emmet Sheehan		Gavin Sheets Tyler Ferguson Yoan Moncada (V) Christian Scott DJ Stewart Slade Cecconi		

2025 WAIVERS

ATLANTA

Rodolfo Castro, Yohan Ramirez, Kendall Graveman (V), Luis A. Garcia (V), Josh Fleming, Josh Sborz, Ty Adcock, Jalen Beeks, Marco Gonzales (V), Robbie Grossman (V), Jake Cave, Tommy Henry

BOSTON

Chris Devenski (V), Daniel Bard (V), Jaime Barria, Trevor Gott, Nick Allen, Joey Wentz, Lucas Sims, Nick Madrigal, Jackson Wolf, Wade Meckler, Blaze Alexander, Elehuris Montero, Justin Lawrence, Garrett Stubbs, Josh Staumont

BROOKLYN

Yan Gomes (V), Brandon Belt (V), Kyle Hendricks (V), Emilio Pagan (V), Justin Topa (G), Tim Mayza (V), Jared Walsh, Reese McGuire, Nick Ahmed, Xzavion Curry, Forrest Whitley, Grant Holman, Cionel Perez

BUFFALO

Gabe Speier, Josiah Gray, Chase Silseth, James Paxton (V), Daysbel Hernandez, Julian Merryweather, Jose Urquidy, Ryne Stanek, Jon Berti, Kenta Maeda (V), Ty France (V)

CHICAGO

Tucupita Marcano, Kyle Muller, John McMillon, Whit Merrifield (V), Johnny Cueto (V), Curt Casali, Oscar Gonzalez, Ryan Borucki, George Soriano, Liover Peguero, Jackson Rutledge, Slade Cecconi, Sean Bouchard, Kyle Hurt, Alex Cobb (V), Josh Turner (V), Tristan Beck (SP)

CINCINNATI

Austin Adams, Sam Bachman, Mike Baumann, Tristan Beck, Roansy Contreras, Tyler Ferguson, Adrian Houser, Kenyan Middleton, Cody Morris, Daniel Palencia, Keaton Winn, Luke Maile, JD Davis (V), Wilmer Flores (V), Akil Baddoo, Griffin Conine, Nathan Lukes, Richie Palacios, Austin Slater, Weston Wilson, Esteury Ruiz, Ezequiel Duran, Jonny DeLuca, Mitch Haniger, Josh Sborz (SP), Jesus Tinoco

CLEVELAND

Jake Diekman (V), Nick Pratto, JP France, Ryan Noda, Taylor Trammell, Nick Ramirez, Angel Perdomo, Andrew Wantz, Stephen Nogosek, Aaron Schunk, Mitch Garver, Kyle Stowers, Colin Rea

DALLAS

Trey Mancini (V), Sandy Leon, Alex Kirilloff, Matt Duffy (V), Touki Toussaint, Carl Edwards (V), Noah Syndergaard (V), Brad Keller (V), Luis Medina, Brock Burke (G), Travis Swaggerty, DJ Stewart, Owen White, Adbert Alzolay (G), Nelson Velazquez, Nate Pearson, Luis Frias

DENVER

Tejay Antone, Mark Leiter (V), Trevor May (V), Ken Waldichuk, Andrew Vasquez, Jon Singleton

HOUSTON

Ross Stripling (V), Caleb Thielbar (V), Giovanny Gallegos (V), Zack Thompson, Andrew Knizner, Kevin Kiermaier (V), Trevor Stephan, Tyler Wells, Shelby Miller, Julio Urias (V), Ryan Brasier, Oliver Dunn, MJ Melendez, Javier Baez (SP)

LAS VEGAS

Keegan Thompson, Cavan Biggio (V), Dominic Fletcher, Prelander Berroa, Oswald Peraza, Tyler Locklear, Yoan Moncada (V), Christian Scott

MIAMI

Brandon Drury, Taylor Walls, Christian Pache, Connor Brogdan, Deivi Garcia, Tyler Matzek (V), Niko Kavades, Trevor Rogers, Jonathan Loaisiga, Kris Bryant, Alex Verdugo (V)

MINNEAPOLIS

Brandon Bielak, Amir Garrett, Jordan Lyles (V), Austin Pruitt, Rafael Montero, Wander Franco (G), Anthony Rendon (V), Javier Baez. (V), Mark Canha (V), Gavin Sheets, Jared Schuster, Dylan Dodd, Joey Weimer, Tim Anderson

NEW YORK

Brock Stewart, Spencer Howard, Tom Murphy, Oscar Colas, Emmet Sheehan, Michael Grove, Taijuan Walker (V), Jay Jackson, Jose Devers, Steven Okert, Omar Narvaez, Vidal Brujan, Jordan Romano (V), Tyler Gilbert, Matt Moore (V), Jhonny Pereda, Julio Urias (V), James Paxton (SP)

PHILADELPHIA

Pablo Reyes, Chad Wallach, Julio Teheran (V), Kyle Nelson, Penn Murfee, Tom Cosgrove, Jimmy Herget, Dillon Tate, Dany Jimenez. Andrew Saalfrank, Michael Taylor (V), Darius Vines, Kolby Allard

SAN DIEGO

Isaiah Campbell, Dylan Covey, Dauri Moreta, Martin Maldonado (V), Mike Ford, Adam Duvall (V), Aaron Hicks (V), Aroldis Chapman (V), Adam Ottavino (V), Sixto Sanchez, Jason Delay, Dominic Canzone, Tyler Alexander, Shawn Armstrong, Ryan Burr, DJ Stewart, Kyle Wright, Riley Adams, Juan Yopez, Dane Myers

SAN FRANCISCO

Jake Bird, James Karinchak, Brooks Raley, Bobby Dalbec, Travis Jankowski, Joey Meneses, Emmanuel Rivera, Emmanuel Valdez Alex Lange, Dairon Blanco, Mike Clevinger (V)

SEATTLE

Ty Blach, Drew VerHagen, Bruce Zimmermann, Kody Funderburk, Zack Jackson, Stone Garrett, Greg Jones, Yariel Rodriguez, Miles Mastrobuoni, Manuel Margot, Adam Frazier (V), Lou Trivino (V), Connor Phillips

ST LOUIS

Albert Abreu, Yonny Chirinos, Domingo German, Trevor Richards, Jordan Weems, Luis Urias, Patrick Wisdom, Sam Haggerty, Nasim Nunez

TORONTO

Owen Miller, Jon Brebbia (V), Bryan Shaw (V), Eric Lauer, Jeter Downs, Jackson Stephens, Luke Jackson (V), Phil Bickford, Luis Guillorme, Jose Azocar, Mike Burrows, Julian Aguilar, Mason Black, Caleb Kilian

2025 TABL SCRAP PILE PICKUPS

CHICAGO – Mark Canha, Tristan Beck, Erasmo Ramirez, Emilio Pagan, Carlos Carrasco

CINCINNATI – Josh Sborz, Kyle Muller, Mark Leiter, Shelby Miller

HOUSTON – Adam Frazier, Adam Ottavino, Roansy Contreras, Javier Baez

NEW YORK – Aroldis Chapman, James Paxton, Ryan Brasier, Keegan Thompson, Omar Narvaez

PHILADELPHIA – Colin Rea

2025 RETIREMENT WAIVERS

ATLANTA – Collin McHugh

CHICAGO – Madison Bumgarner, David Peralta

LAS VEGAS – Miguel Cabrera

MINNEAPOLIS – Elvis Andrus

NEW YORK – Anthony Rizzo

PHILADELPHIA – Zach Greinke

SEATTLE – Joey Votto

TORONTO – Charlie Blackmon



TABL HALL OF FAME



The TABL Hall of Fame consists of players who distinguished themselves through excellence over the course of their career in The APBA Baseball League. As of the 2025 TABL season, players who retired from TABL between 1968 and 2017 have been voted on by TABL membership. For statistics and more information on the Hall of Famers below, visit the TABL Hall of Fame page here:

[TABL Hall of Fame](#)



[Class of 1990](#)

Johnny Lee Bench
Steven Norman Carlton
Reginald Martinez Jackson
Joe Leonard Morgan
Peter Edward Rose
George Thomas Seaver

[Class of 1996](#)

Rik Aalbert Blyleven
George Howard Brett
Michael Jack Schmidt
Rodney Cline Carew
Lynn Nolan Ryan

[Class of 2001](#)

Carl Michael Yastrzemski
Eddie Clarence Murray
Gaylord Jackson Perry
Paul Leo Molitor
Wade Anthony Boggs

[Class of 2006](#)

Calvin Edwin Ripken
Anthony Keith Gwynn
Timothy Raines
Rickey N. Henley Henderson
Orel Leonard Hershiser
Carlton Ernest Fisk

[Class of 2008](#)

Mark David McGwire
Bret William Saberhagen
Jeffrey Robert Bagwell
Larry Kenneth Robert Walker

[Class of 2013](#)

Barry Lamar Bonds
Frank Edward Thomas
George Kenneth Griffey
Manuel Aristides Ramírez
Vladimir Guerrero
Curtis Montague Schilling
Gregory Alan Maddux
Pedro Jaime Martínez
William Roger Clemens
Trevor William Hoffman

[Class of 2018](#)

Alexander Enmanuel Rodriguez
Carlos Juan Delgado
Larry Wayne Jones
James Howard Thome
Mariano Rivera
Todd Lynn Helton



The TABL Archives – over 40,000 scoresheets?



Until a couple years ago, every TABL game was documented on a standard TABL score-sheet. And each member was responsible for sending all of his home-game scoresheets to the league archives for safe keeping – now in a high security vault, otherwise known as my attic.

Fortunately, we have a large attic.

Boxes stacked two high reside in the northwest corner. Some contain other TABL materials as well, old newsletters or roster sheets for example. But the majority of this collection is comprised of old scoresheets, dating all the way back to our first seasons.

How many are there? Inevitably there are some gaps in the record, some scoresheets that never arrived. In pursuit of a reasonable estimate, I have used data from the TABL Franchise Recordbook to tabulate the number of games we have played in our 58 seasons.

THE ORIGINAL NINE	W-L	PLAYOFFS	TEAM NAME IN 1968
Atlanta	2244-2592	54- 71	Rancho Rockets
Boston	2326-2508	110-108	Phoenix Pioneers
Brooklyn	2524-2307	190-168	East Penn Panthers
Chicago	2773-2060	234-214	Gimli Black Steers
Cincinnati	2504-2330	132-161	San Francisco Seals
Minneapolis	2454-2383	97-123	Carmichaels Ironmen
San Francisco	2515-2320	187-172	same
St Louis	2269-2567	68- 74	Oakland Oaks
Toronto	2443-2388	111-115	San Mateo Atoms
1970 EXPANSION TEAMS			TEAM NAME IN 1970
New York	2432-2245	194-166	Green Bay Giants
Philadelphia	2254-2409	115-107	Minnesota Loons
Seattle	2285-2385	63- 93	Diablo Valley Mountaineers
1977 EXPANSION TEAMS			TEAM NAME IN 1977
Dallas	1952-2157	57- 93	Portland Ducks
Houston	1978-2135	78- 92	same
Pittsburgh	2049-2063	133-119	same
San Diego	1956-2161	70- 77	same
1995 EXPANSION TEAMS			TEAM NAME IN 1995
Buffalo	1362-1243	96- 58	Buffalo Hot Wings
Denver	1226-1378	56- 52	Denver Sky Sox
Las Vegas	1379-1228	70- 64	Las Vegas Desert Gamblers
Miami	1274-1330	82- 73	Miami Vice
REGULAR SEASON		PLAYOFFS	
42,199 TOTAL WINS		2197 WINS	
42,189 TOTAL LOSSES ?		2200 LOSSES ?	

ESTIMATED TOTAL GAMES PLAYED IN TABL: 44,386 to 44,399

The TABL Franchise Recordbook -- Jeff Klein developed this in Excel for us, and I have continued updating it since his passing in 2003. It's not flawless – the wins and losses don't quite jibe – but it's informative, a quick history of every TABL franchise. And it's available to anyone who wants a digital copy.

Besides the scoresheet collection, the TABL Archives hold significant historical documents. For example, a recent dig uncovered the results of the 1976 expansion draft that populated our four new teams in 1977.

Our first convention was held in a modest airport hotel outside of Chicago. Schaumburg. And the primary business at hand was TABL's first expansion draft. We were expanding from 12 to 16 franchises.

Further digging might uncover the details. The 12 existing teams were allowed to protect some number of players, exposing the rest of their rosters to the four new teams. How many were protected? Judging from these results, the established teams were pretty stingy. The first player selected, Ed Kranepool, was 31 in 1976. He hit .292 with 10 home runs for the Mets.

Further stinginess – after an established team lost a player, they were allowed to retract one more player from the pool.

One look at the 1977 season tells the story. In their first years, the 1977 season, Portland was 30-52, Pittsburgh finished 21-62, Houston 24-60, and San Diego? 17-67. Dick Gilbert was the manager who mis-managed San Diego for a few years, before Carey Meadors took over in 1980. Jerry James was gifted the Friars in 1993.

These experiences led the TABL members to be much more generous with the expansion parameters when the league moved from 16 to 20 teams in 1995.



Seven TABLers in Schaumburg, 1976. Royce (#8) took the photo.

Another document from the Archives records the initial adjustments we made when TABL moved to the new Master Game in 1976. After 9 seasons of play with the basic game, the sophistication of the Master Game was a challenge, and this document suggests that we chose to adopt some of the new features (example, left/right handicaps) while holding off on others (extra-base advancement).

TABL Expansion Draft -- Saturday, Nov. 6, 1976 Schaumburg, Ill.

HOUSTON
BUFFALOS

Ed Kranepool
Dave Rader
Willie Horton
Bill Singer
Pat Dobson
Charlie Williams
Dave Hamilton
Jim Todd
Mike Marshall
Steve Renko
Ed Herrmann
Gene Clines
Tommy Davis
Bernie Carbo
Tony Muser
George Mitterwald
Ken Sanders
Dave Heaverlo
--pass--
PatD Darcy
--pass--

PITTSBURGH
HORNETS

Willie Crawford
Andy Hassler
Jim Willoughby
Frank White
WoodyFFyman
Larry Gura
Mike Garman
Andy Thornton
Mario Guerrero
Darrel Chaney
John Ellis
Lou Piniella
Dave Duncan
Ollie Brown
Joe McIntosh
Clarence Gaston
Gene Locklear
Max Leon
Larry Lintz
MikeLum
--pass--

PORTLAND
DUCKS

Mike Jorgensen
Jim Colborn
Lee Lacy
Rich Hebner
Marc Hill
Rick Miller
Dan Meyer
Steve Brye
Earl Williams
Wilbur Wood
Pedro Garcia
Steve Stone
Elias Sosa
Wilbur Howard
Duffy Dyer
Cookie Rojas
Dave Rosello
Dave Nelson
Dave Giusti
--pass--
Ramon Hernandez

SAN DIEGO
FRIARS

Dave Friesleben
Bruce Bochte
Bill Lee
Bill Bonham
Joe Ferguson
Roger Metzger
Carl Morton
Roger Moret
Jerry Martin
Tom House
Alan Foster
John Montague
John Lowenstein
Bobby Tolan
Tom Griffin
Rick Baldwin
Lerrin LaGrow
Dave May
Rich Folkers
Fran Healy
Tom Harper

Total of 21 rounds and 80 players taken

January 14, 1976

Dear Alan, Mark, Dick, Royce, Dick, Steve and Dave:

TABL will use some form of APBA's "Master Game" during its coming season.

In a telephone conversation with APBA executive Fritz Light I have been assured that all components of the game are optional. In other words, we will be able to use any part of the game while discarding others, for the time being at least. Thus, we will be able to use the advanced pitching grads, the fielding chart, the rare play chart and the stolen base option.

In all likelihood, we will not use the other options that will be available that would require too much decision-making by the home manager: Extra base advancement by runners, cutting off throws, pitckoffs, and various other items that would require instructions to be several pages long.

The additional pitching grades should be a boon to TABL. I can forseer more hitting, but I can also forseer some of the borderline pitchers being more effective. For instance, Frank Tanana would have been a B pitcher under the old system, which would have made him no more effective than another B like Jerry Kocsman or Jon Matlack, despite the fact there is a difference of nearly 0.70 in earned run average.

The lefty-righty factor will also force us to make some moves we may not have been forced to make under the old system. And with the advent of the designated hitter in both leagues this year, it will also make us maneuver more where we might not have.

The value of good fielders will also be increased.

These improvements will help to assure that our best team is the one that eventually wins, if the manager makes all the right moves.

I have also been assured by Fritz that the Master Game is available now. If you ordered it separately from the cards, you should be receiving it soon. Or you may already have it. Take the time to play it and absorb its components. We have until April 1--some two months--to get acquainted with it and decide what we want to use. It can't help but make this a better league.

I have also arranged with Fritz to obtain a copy of the Master Game within the next week. If you have any questions about the game or its components at that time, feel free to contact me. I may also be able to duplicate it, in part, for some of you.

Please note also, that the Master Game ratings we choose to use must be included on our TABL instruction sheet rosters.

What else is in the Archives? Old League Survey results and old Guidebooks, which could shine a light on the evolution of our rules. Rookie and free-agent draft results – and these new rookie draft discoveries will someday be added to the TABL Home website. Rosters and transactions. Newsletters. Convention materials. And some personal memorabilia, such as Brooklyn owner Paul Lewis' wedding announcement, ostensibly written by N. Dee Pashit.

When one of us wins the lottery, we can hire a staff of librarians to sort through this collection and make it available to scholars and historians everywhere.

The Return of Jerry!

Jerry James Re-enters TABL Life After Time Away

How It All Started

(Or: The Toughest Tryout of My Life)

I still remember how I first stumbled across TABL. It was buried in an APBA magazine or newsletter, one of those moments where you are flipping pages and suddenly realize your baseball life might be about to change. No flashy website, no social media hype, just a quiet little notice that said, “Hey, serious baseball nuts live here.”

So I did what any reasonable person would do. I threw my hat into the ring. What I did not realize was that applying to TABL came with a vetting process that made getting into the military feel like a walk-through spring training.

I had two, maybe three phone calls. A handful of emails. Conversations that felt part interview, part scouting report, and part “let’s see if this guy is going to disappear in July.”

Somewhere along the way, I passed muster.

And just like that, my TABL journey began, one dice roll, lineup card, and late-night box score at a time.

Enter the Friars (And the Warning Label)

My first stop in TABL was taking over the San Diego Friars, a team previously owned by longtime TABL member Carey Meadors (RIP). And yes, this was back in the dark ages, when people actually picked up the phone and talked to each other like civilized humans.

I remember calling Carey to introduce myself, expecting a quick “welcome to the league” kind of conversation. Instead, we ended up on the phone for a couple of hours. Turns out Carey was an avid Civil War buff, and before I knew it, we were deep into history, battles, and a few other things that had nothing to do with baseball at all. That was Carey, knowledgeable, passionate, and genuinely fun to talk to.

As the conversation wound down, Carey left me with what would become one of the most memorable scouting reports I have ever received.

“Good luck, because the Friars always suck.”

At the time, I laughed it off.

Later, when I started digging through old TABL yearbooks, I realized Carey was not exaggerating. He was not being dramatic. He was not even being pessimistic. He was simply stating facts. The Friars were bad.

Needless to say, I had my work cut out for me.

Learning “The TABL Way”

One thing became clear pretty quickly. TABL was different.

This league cared more about doing things the right way than simply winning at all costs. Do not get me wrong, everyone wanted to win. But winning only counts if you earn it the right way. No funny business. No gaming the system.

That meant not overusing players just because the dice liked them. It meant playing guys at their actual positions. And if a player was a legit stud the year before, TABL expectations were simple. He plays. Even if his new card looked atrocious, he stayed in the lineup until he actually lost the job, just like real baseball.

That mindset was a breath of fresh air.

After my first season, I was hooked. This was not just an APBA league. It was a baseball league. The kind that respected realism, history, and the long grind of a season.

Now, to be clear, the Friars still sucked.

But with each season it was a better level of suckage.

Progress, even when it is ugly, is still progress.

I still remember talking with Dick Williams as he patiently explained how he used four different colored pens to complete his score sheets. There was a system. A method. A level of precision that bordered on art.

Then there was Dave O, who casually mentioned that he still played by rolling dice. Eighty plus games a year. Dice. Hand stats. Old school baseball devotion at its finest.

Of course, I made mistakes. Turns out, not reading all the instructions can come back to bite you. I remember calling Paul after one of those moments. He was semi nice, but he also made it very clear that paying attention mattered. Lesson learned.

Looking back, TABL was not just a league. It was a collection of characters. Passionate, opinionated, dedicated characters. And being part of that group, quirks and all, was something I was genuinely proud of.

When the Friars Turned the Corner

As I became more comfortable in the league, something miraculous happened. The Friars started getting better.

Not just less terrible better, but actual, legitimate contenders. Before I knew it, the San Diego Friars were battling for pennants. Then we got to the point where we flat out dominated the NC West.

Then came the moment I never would have believed back in those early days. We won a World Series.

I will never forget the day that big trophy showed up at my house. There it was, heavy, shiny, and very real. It was not just a trophy. It was proof that all the work, patience, and learning the TABL way actually paid off. To this day, it is one of those moments I still cherish.

After that, I was all in.

When the Game Started Feeling Like Work

Later. Somewhere along the way, TABL started to feel less like a game and more like a job. I found myself scrambling to find time just to play games. I cursed out loud as I filled out those damn, useless scoresheets. What once felt charming and old school now felt like homework with deadlines.

Life was changing fast. My kids were becoming teenagers. Sports schedules, cheer, music lessons. Our calendar filled up in a hurry. Then I got promoted at work, which meant longer hours and more responsibility. My focus shifted, whether I wanted it to or not.

And to be clear, this had nothing to do with TABL or the guys in the league. If anything, I probably would have left earlier if it had not been for them. They were always willing to jump in and help, cover games, answer questions, and keep things moving. That kind of support is rare, and it mattered.

Eventually, it was Jamie who finally said what I probably already knew. I was not having fun anymore, and something needed to change. I suspect she was also getting tired of me waiting until the block deadline and then complaining about having to play the games.

She was not wrong.

The Hardest Phone Call

Making the decision to step away was tough, but the hardest part was the phone call I knew I had to make to Alan.

Telling him I was stepping down was not easy. I was sad. I genuinely felt like I was letting him down. TABL meant a lot to him, and it meant a lot to me too, even if I was not enjoying the day-to-day grind anymore.

He somehow made me feel good about the decision, and I think he could tell that I just was not happy anymore. Then he said something that has stuck with me ever since.

“Jerry, the league is better for having you in it and being involved.”

That hit me harder than any dice roll ever could.

And he reminded me that TABL had gained two amazing members because I had recommended the league to them. You are welcome, Chris and Tony. No charge for that one.

Alan also suggested that I stay on the league email list. I did, and I am incredibly glad he encouraged that. For the next eight to ten years, I kept seeing TABL emails pop up in my inbox.

It was comforting. Calming, even. Knowing that I had made a positive impact on something that mattered, that I had been part of TABL’s story, meant more than I probably realized at the time.

And Then I Came Back

One day I was sitting at my desk reading a TABL email. It might have been about a trade or maybe the playoffs. The details do not matter. What mattered was the moment that followed. I leaned back and realized something had changed.

My kids were grown and out living their lives. I had stepped away from the corporate world. The calendar was not packed like it used to be. And suddenly it hit me. I missed the league. More than that, I missed the guys.

So I did what I apparently do best. I called Alan.

We were chatting, catching up, talking about everything under the sun, and then without really planning it, I said it. I might want to come back. He simply said it would be great, but that I should think about it.

Later that week, he sent me an email with a proposal. I could take over a team, and if after a year I decided it was not for me, there would be no hard feelings. No pressure. No guilt. He also mentioned they were having a convention in Minneapolis and that I should come.


Around that same time, I realized I had not watched a full baseball game in years. I started looking at rosters, and the only names I recognized were guys hanging on to the last chapters of long careers. But I also started remembering how much fun it had been more than twenty years earlier when I first joined the league.

That was enough. I jumped back in.

We attended the convention, and just like that, it felt like I had never left. The conversations. The laughter. The baseball talk. The friendships. It all came rushing back.

Today, I am the proud owner of the Seattle Mounties, and I am enjoying APBA baseball once again. I do not know how long this chapter will last, but I do know this: Right now, there is no other place I would rather be.

Play ball!



2025 AC Results

American Conference																					
TABL Date		BKN	W/L	BUF	W/L	NYG	W/L	PHI	W/L	TOR	W/L	CIN	W/L	DAL	W/L	DEN	W/L	HOU	W/L	SEA	W/L
Block 1	31-May	---	---	NYG	LA	Buf*	WH	---	---	---	---	---	---	---	---	---	---	---	---	---	---
	1-Jun	Phi	WA	NYG	LA	Buf*	WH	Bkn*	LH	---	---	Sea	LA	Den	LA	Dal*	WH	---	---	Cin*	WH
	2-Jun	Phi	WA	NYG	LA	Buf*	WH	Bkn*	LH	Hou*	WH	Sea	LA	Den	LA	Dal*	WH	Tor	LA	Cin*	WH
	3-Jun	Phi	LA	---	---	---	---	Bkn*	WH	Hou*	WH	Sea	WA	Den	LA	Dal*	WH	Tor	LA	Cin*	LH
	4-Jun	Dal*	WH	Sea*	WH	Den*	LH	Hou*	WH	Cin*	LH	Tor	WA	Bkn	LA	NYG	WA	Phi	LA	Buf	LA
	5-Jun	Dal*	WH	Sea*	LH	Den*	WH	Hou*	LH	Cin*	WH	Tor	LA	Bkn	LA	NYG	LA	Phi	WA	Buf	WA
	6-Jun	Dal*	LH	Sea*	LH	Den*	WH	Hou*	WH	Cin*	LH	Tor	WA	Bkn	WA	NYG	LA	Phi	LA	Buf	WA
	7-Jun	Dal*	LH	Sea*	WH	Den*	WH	Hou*	LH	Cin*	LH	Tor	WA	Bkn	WA	NYG	LA	Phi	WA	Buf	LA
	8-Jun	Hou	WA	Den	WA	Dal	WA	Cin	WA	Sea	LA	Phi*	LH	NYG*	LH	Buf*	LH	Bkn*	LH	Tor*	WH
	9-Jun	Hou	LA	Den	WA	Dal	LA	Cin	WA	Sea	LA	Phi*	LH	NYG*	WH	Buf*	LH	Bkn*	WH	Tor*	WH
	10-Jun	Hou	LA	Den	WA	Dal	LA	Cin	WA	Sea	WA	Phi*	LH	NYG*	WH	Buf*	LH	Bkn*	WH	Tor*	LH
	11-Jun	Hou	LA	Den	WA	Dal	WA	Cin	WA	Sea	LA	Phi*	LH	NYG*	LH	Buf*	LH	Bkn*	WH	Tor*	WH
	12-Jun	Tor	WA	Phi*	WH	Sea	WA	Buf	LA	Bkn*	LH	Dal*	WH	Cin	LA	Hou	WA	Den*	LH	NYG*	LH
	13-Jun	Tor	WA	Phi*	WH	Sea	WA	Buf	LA	Bkn*	LH	Dal*	WH	Cin	LA	Hou	WA	Den*	LH	NYG*	LH
	14-Jun	Tor	WA	Phi*	WH	---	---	Buf	LA	Bkn*	LH	Dal*	LH	Cin	WA	Hou	LA	Den*	WH	---	---
	15-Jun	NYG*	LH	---	---	Bkn	WA	---	---	---	---	---	---	---	---	Sea*	LH	---	---	Den	WA
	16-Jun	NYG*	WH	Cin	LA	Bkn	LA	Tor*	LH	Phi	WA	Buf*	WH	Hou*	WH	Sea*	WH	Dal	LA	Den	LA
17-Jun	NYG*	LH	Cin	WA	Bkn	WA	Tor*	LH	Phi	WA	Buf*	LH	Hou*	WH	Sea*	LH	Dal	LA	Den	WA	
Block 2	18-Jun	Cin*	WH	Dal*	WH	Hou*	WH	Sea*	WH	Den*	WH	Bkn	LA	Buf	LA	Tor	LA	NYG	LA	Phi	LA
	19-Jun	Cin*	WH	Dal*	WH	Hou*	WH	Sea*	WH	Den*	WH	Bkn	LA	Buf	LA	Tor	LA	NYG	LA	Phi	LA
	20-Jun	Cin*	LH	Dal*	LH	Hou*	WH	Sea*	WH	Den*	LH	Bkn	WA	Buf	WA	Tor	WA	NYG	LA	Phi	LA
	21-Jun	Cin*	LH	Dal*	WH	Hou*	LH	Sea*	WH	Den*	WH	Bkn	WA	Buf	LA	Tor	LA	NYG	WA	Phi	LA
	22-Jun	---	---	Phi	WA	---	---	Buf*	LH	---	---	---	---	---	---	---	---	---	---	---	---
	23-Jun	Tor*	WH	Phi	LA	Sea*	WH	Buf*	WH	Bkn	LA	Dal	LA	Cin*	WH	Hou*	LH	Den	WA	NYG	LA
	24-Jun	Tor*	WH	Phi	WA	Sea*	LH	Buf*	LH	Bkn	LA	Dal	LA	Cin*	WH	Hou*	LH	Den	WA	NYG	WA
	25-Jun	Sea	LA	Hou	WA	Cin	LA	Den	WA	Dal	WA	NYG*	WH	Tor*	LH	Phi*	LH	Buf*	LH	Bkn*	WH
	26-Jun	Sea	WA	Hou	WA	Cin	LA	Den	LA	Dal	WA	NYG*	WH	Tor*	LH	Phi*	WH	Buf*	LH	Bkn*	LH
	27-Jun	Sea	LA	Hou	WA	Cin	WA	Den	WA	Dal	LA	NYG*	LH	Tor*	WH	Phi*	LH	Buf*	LH	Bkn*	WH
	28-Jun	Sea	WA	Hou	WA	Cin	WA	Den	LA	Dal	LA	NYG*	LH	Tor*	WH	Phi*	WH	Buf*	LH	Bkn*	LH
	29-Jun	---	---	Tor*	LH	Phi*	LH	NYG	WA	Buf	WA	---	---	Sea	WA	---	---	---	---	Dal*	LH
	30-Jun	Den*	LH	Tor*	WH	Phi*	LH	NYG	WA	Buf	LA	Hou	WA	Sea	LA	Bkn	WA	Cin*	LH	Dal*	WH
	1-Jul	Den*	WH	Tor	LA	Phi*	LH	NYG	WA	Buf*	WH	Hou	WA	Sea	LA	Bkn	LA	Cin*	LH	Dal*	WH
	2-Jul	---	---	---	---	Tor	WA	---	---	NYG*	LH	Den*	LH	---	---	Cin	WA	Sea*	WH	Hou	LA
	3-Jul	Buf	LA	Bkn*	WH	Tor	LA	Dal	WA	NYG*	WH	Den*	WH	Phi*	LH	Cin	LA	Sea*	WH	Hou	LA
	4-Jul	Buf	LA	Bkn*	WH	Tor	LA	Dal	WA	NYG*	WH	Den*	LH	Phi*	LH	Cin	WA	Sea*	LH	Hou	WA
Block 3	5-Jul	NYG	LA	---	---	Bkn*	WH	Tor	WA	Phi*	LH	---	---	Hou	WA	Sea	WA	Dal*	LH	Den*	LH
	6-Jul	NYG	WA	Cin*	LH	Bkn*	LH	Tor	LA	Phi*	WH	Buf	WA	Hou	WA	Sea	LA	Dal*	LH	Den*	WH
	7-Jul	NYG	LA	Cin*	WH	Bkn*	WH	Tor	WA	Phi*	LH	Buf	LA	Hou	WA	Sea	WA	Dal*	LH	Den*	LH
	8-Jul	Buf*	LH	Bkn	WA	Tor*	WH	Dal*	WH	NYG	LA	Den	WA	Phi	LA	Cin*	LH	Sea	WA	Hou*	LH
	9-Jul	Buf*	LH	Bkn	WA	Tor*	LH	Dal*	WH	NYG	WA	Den	WA	Phi	LA	Cin*	LH	Sea	LA	Hou*	WH
	10-Jul	Buf*	WH	Bkn	LA	Tor*	LH	---	---	NYG	WA	Den	WA	---	---	Cin*	LH	Sea	LA	Hou*	WH
	11-Jul	Phi*	WH	NYG*	WH	Buf	LA	Bkn	LA	---	---	Sea*	LH	Den*	LH	Dal	WA	---	---	Cin	WA
	12-Jul	Phi*	WH	NYG*	LH	Buf	WA	Bkn	LA	Hou	WA	Sea*	WH	Den*	WH	Dal	LA	Tor*	LH	Cin	LA
	13-Jul	---	---	NYG*	WH	Buf	LA	---	---	Hou	WA	Sea*	WH	Den*	WH	Dal	LA	Tor*	LH	Cin	LA
	14-Jul	Den	LA	---	---	Phi	WA	NYG*	LH	---	---	Hou*	WH	Sea*	LH	Bkn*	WH	Cin	LA	Dal	WA
15-Jul	Den	WA	Tor	WA	Phi	WA	NYG*	LH	Buf*	LH	Hou*	LH	Sea*	WH	Bkn*	LH	Cin	WA	Dal	LA	
16-Jul	---	---	Tor*	WH	Phi	WA	NYG*	LH	Buf	LA	Hou*	WH	Sea*	WH	---	---	Cin	LA	Dal	LA	
All Star Break																					

American Conference																					
TABL Date		BKN	W/L	BUF	W/L	NYG	W/L	PHI	W/L	TOR	W/L	CIN	W/L	DAL	W/L	DEN	W/L	HOU	W/L	SEA	W/L
Block 4	20-Jul	Tor	LA	Phi*	WH	---	---	Buf	LA	Bkn*	WH	Dal*	WH	Cin	LA	Hou	WA	Den*	LH	---	---
	21-Jul	Tor	WA	Phi*	WH	Sea	WA	Buf	LA	Bkn*	LH	Dal*	LH	Cin	WA	Hou	WA	Den*	LH	NYG*	LH
	22-Jul	Tor	WA	Phi*	WH	Sea	WA	Buf	LA	Bkn*	LH	Dal*	LH	Cin	WA	Hou	WA	Den*	LH	NYG*	LH
	23-Jul	Hou*	WH	Den*	WH	Dal*	LH	Cin*	WH	Sea*	WH	Phi	LA	NYG	WA	Buf	LA	Bkn	LA	Tor	LA
	24-Jul	Hou*	WH	Den*	LH	Dal*	LH	Cin*	WH	Sea*	WH	Phi	LA	NYG	WA	Buf	WA	Bkn	LA	Tor	LA
	25-Jul	Hou*	WH	Den*	WH	Dal*	WH	Cin*	WH	Sea*	WH	Phi	LA	NYG	LA	Buf	LA	Bkn	LA	Tor	LA
	26-Jul	Hou*	WH	Den*	WH	Dal*	WH	Cin*	LH	Sea*	LH	Phi	WA	NYG	LA	Buf	LA	Bkn	LA	Tor	WA
	27-Jul	Dal	WA	Sea	LA	Den	WA	Hou	WA	Cin	WA	Tor*	LH	Bkn*	LH	NYG*	LH	Phi*	LH	Buf*	WH
	28-Jul	Dal	WA	Sea	WA	Den	WA	Hou	WA	Cin	WA	Tor*	LH	Bkn*	LH	NYG*	LH	Phi*	LH	Buf*	LH
	29-Jul	Dal	LA	Sea	WA	Den	LA	Hou	WA	Cin	WA	Tor*	LH	Bkn*	WH	NYG*	WH	Phi*	LH	Buf*	LH
	30-Jul	Dal	LA	Sea	LA	Den	WA	Hou	WA	Cin	WA	Tor*	LH	Bkn*	WH	NYG*	LH	Phi*	LH	Buf*	WH
	31-Jul	NYG*	LH	---	---	Bkn	WA	Tor*	LH	Phi	WA	---	---	Hou*	WH	Sea*	LH	Dal	LA	Den	WA
	1-Aug	NYG*	WH	Cin	WA	Bkn	LA	Tor*	WH	Phi	LA	Buf*	LH	Hou*	LH	Sea*	LH	Dal	WA	Den	WA
	2-Aug	NYG*	WH	Cin	WA	Bkn	LA	Tor*	LH	Phi	WA	Buf*	LH	Hou*	WH	Sea*	LH	Dal	LA	Den	WA
	3-Aug	Phi	WA	NYG	LA	Buf*	WH	Bkn*	LH	---	---	Sea	LA	---	---	---	---	---	---	Cin*	WH
4-Aug	Phi	LA	NYG	WA	Buf*	LH	Bkn*	WH	Hou*	WH	Sea	LA	Den	WA	Dal*	LH	Tor	LA	Cin*	WH	
5-Aug	Phi	WA	NYG	WA	Buf*	LH	Bkn*	LH	Hou*	WH	Sea	LA	Den	WA	Dal*	LH	Tor	LA	Cin*	WH	
Block 5	6-Aug	Sea*	WH	Hou*	LH	Cin*	WH	Den*	LH	Dal*	WH	NYG	LA	Tor	LA	Phi	WA	Buf	WA	Bkn	LA
	7-Aug	Sea*	WH	Hou*	LH	Cin*	WH	Den*	LH	Dal*	WH	NYG	LA	Tor	LA	Phi	WA	Buf	WA	Bkn	LA
	8-Aug	Sea*	WH	Hou*	WH	Cin*	WH	Den*	LH	Dal*	WH	NYG	LA	Tor	LA	Phi	WA	Buf	LA	Bkn	LA
	9-Aug	Sea*	WH	Hou*	WH	Cin*	WH	Den*	WH	Dal*	WH	NYG	LA	Tor	LA	Phi	LA	Buf	LA	Bkn	LA
	10-Aug	---	---	Tor*	WH	---	---	---	---	Buf	LA	Hou	LA	---	---	---	---	Cin*	WH	---	---
	11-Aug	Den*	LH	Tor*	WH	Phi*	LH	NYG	WA	Buf	LA	Hou	LA	Sea	WA	Bkn	WA	Cin*	WH	Dal*	LH
	12-Aug	Den*	WH	Tor*	LH	Phi*	WH	NYG	LA	Buf	WA	Hou	LA	Sea	LA	Bkn	LA	Cin*	WH	Dal*	WH
	13-Aug	Cin	WA	Dal	WA	Hou	LA	Sea	LA	Den	LA	Bkn*	LH	Buf*	LH	Tor*	WH	NYG*	WH	Phi*	WH
	14-Aug	Cin	LA	Dal	LA	Hou	WA	Sea	WA	Den	WA	Bkn*	WH	Buf*	WH	Tor*	LH	NYG*	LH	Phi*	LH
	15-Aug	Cin	WA	Dal	LA	Hou	WA	Sea	LA	Den	WA	Bkn*	LH	Buf*	WH	Tor*	LH	NYG*	LH	Phi*	WH
	16-Aug	Cin	WA	Dal	LA	Hou	WA	Sea	LA	Den	WA	Bkn*	LH	Buf*	WH	Tor*	LH	NYG*	LH	Phi*	WH
	17-Aug	Tor*	LH	---	---	---	---	---	---	Bkn	WA	Dal	WA	Cin*	LH	Hou*	WH	Den	LA	---	---
	18-Aug	Tor*	LH	Phi	WA	Sea*	WH	Buf*	LH	Bkn	WA	Dal	LA	Cin*	WH	Hou*	LH	Den	WA	NYG	LA
	19-Aug	Tor*	WH	Phi	WA	Sea*	WH	Buf*	LH	Bkn	LA	Dal	LA	Cin*	WH	Hou*	LH	Den	WA	NYG	LA
	20-Aug	Buf	WA	Bkn*	LH	---	---	---	---	---	---	---	---	---	---	---	---	---	---	---	---
21-Aug	Buf	LA	Bkn*	WH	Tor	LA	Dal	WA	NYG*	WH	Den*	WH	Phi*	LH	Cin	LA	Sea*	WH	Hou	LA	
22-Aug	Buf	WA	Bkn*	LH	Tor	LA	Dal	LA	NYG*	WH	Den*	WH	Phi*	WH	Cin	LA	Sea*	LH	Hou	WA	
Block 6	23-Aug	---	---	---	---	---	---	Tor	LA	Phi*	WH	---	---	Hou	WA	---	---	Dal*	LH	---	---
	24-Aug	NYG	LA	Cin*	WH	Bkn*	WH	Tor	WA	Phi*	LH	Buf	LA	Hou	LA	Sea	LA	Dal*	WH	Den*	WH
	25-Aug	NYG	LA	Cin*	WH	Bkn*	WH	Tor	WA	Phi*	LH	Buf	LA	Hou	WA	Sea	WA	Dal*	LH	Den*	LH
	26-Aug	Den	WA	Tor	WA	Phi	WA	NYG*	LH	Buf*	LH	Hou*	LH	Sea*	WH	Bkn*	LH	Cin	WA	Dal	LA
	27-Aug	Den	WA	Tor	LA	Phi	WA	NYG*	LH	Buf*	WH	Hou*	LH	Sea*	LH	Bkn*	LH	Cin	WA	Dal	WA
	28-Aug	---	---	Tor	WA	Phi	WA	NYG*	LH	Buf*	LH	Hou*	WH	Sea*	WH	---	---	Cin	LA	Dal	LA
	29-Aug	Phi*	WH	---	---	---	---	Bkn	LA	---	---	---	---	Den*	LH	Dal	WA	---	---	---	---
	30-Aug	Phi*	LH	NYG*	LH	Buf	WA	Bkn	WA	Hou	WA	Sea*	WH	Den*	LH	Dal	WA	Tor*	LH	Cin	LA
	31-Aug	Phi*	WH	NYG*	WH	Buf	LA	Bkn	LA	Hou	LA	Sea*	LH	Den*	WH	Dal	LA	Tor*	WH	Cin	WA
	1-Sep	Buf*	LH	Bkn	WA	Tor*	WH	---	---	NYG	LA	Den	LA	---	---	Cin*	WH	Sea	LA	Hou*	WH
	2-Sep	Buf*	WH	Bkn	LA	Tor*	WH	Dal*	WH	NYG	LA	Den	LA	Phi	LA	Cin*	WH	Sea	WA	Hou*	LH
	3-Sep	Buf*	LH	Bkn	WA	Tor*	WH	Dal*	LH	NYG	LA	Den	LA	Phi	WA	Cin*	WH	Sea	WA	Hou*	LH

2025 NC Results

National Conference																					
Block	TABL Date	ATL	W/L	BOS	W/L	CHI	W/L	CLE	W/L	MIA	W/L	LVG	W/L	MPL	W/L	SDF	W/L	SFB	W/L	STL	W/L
Block 1	31-May	---	---	---	---	---	---	---	---	---	---	---	---	---	---	---	---	---	---	---	
	1-Jun	---	---	---	---	---	---	Mia	WA	Cle*	LH	---	---	SFB*	WH	StL*	WH	Mpl	LA	SDF	LA
	2-Jun	Chi	WA	LVG	LA	Atl*	LH	Mia	LA	Cle*	WH	Bos*	WH	SFB*	LH	StL*	WH	Mpl	WA	SDF	LA
	3-Jun	Chi	WA	LVG	LA	Atl*	LH	Mia	LA	Cle*	WH	Bos*	WH	SFB*	WH	StL*	WH	Mpl	LA	SDF	LA
	4-Jun	LVG	LA	SDF	WA	Mpl	LA	SFB	WA	StL	LA	Atl*	WH	Chi*	WH	Bos*	LH	Cle*	LH	Mia*	WH
	5-Jun	LVG	WA	SDF	WA	Mpl	WA	SFB	WA	StL	WA	Atl*	LH	Chi*	LH	Bos*	LH	Cle*	LH	Mia*	LH
	6-Jun	LVG	LA	SDF	LA	Mpl	WA	SFB	LA	StL	WA	Atl*	WH	Chi*	LH	Bos*	WH	Cle*	WH	Mia*	LH
	7-Jun	LVG	LA	SDF	WA	Mpl	WA	SFB	WA	StL	WA	Atl*	WH	Chi*	LH	Bos*	LH	Cle*	LH	Mia*	LH
	8-Jun	SDF*	LH	StL*	WH	LVG*	LH	Mpl*	LH	SFB*	WH	Chi	WA	Cle	WA	Atl	WA	Mia	LA	Bos	LA
	9-Jun	SDF*	LH	StL*	WH	LVG*	LH	Mpl*	LH	SFB*	LH	Chi	WA	Cle	WA	Atl	WA	Mia	WA	Bos	LA
	10-Jun	SDF*	WH	StL*	LH	LVG*	WH	Mpl*	LH	SFB*	LH	Chi	LA	Cle	WA	Atl	LA	Mia	WA	Bos	WA
	11-Jun	SDF*	LH	StL*	LH	LVG*	LH	Mpl*	WH	SFB*	LH	Chi	WA	Cle	LA	Atl	WA	Mia	WA	Bos	WA
	12-Jun	---	---	Chi	LA	Bos*	WH	StL*	WH	---	---	---	---	---	---	---	---	---	---	Cle	LA
	13-Jun	Mia*	LH	Chi	LA	Bos*	WH	StL*	WH	Atl	WA	SFB	WA	SDF*	WH	Mpl	LA	LVG*	LH	Cle	LA
	14-Jun	Mia*	LH	---	---	---	---	---	---	Atl	WA	SFB	WA	SDF*	WH	Mpl	LA	LVG*	LH	---	---
	15-Jun	Bos	LA	Atl*	WH	Cle	LA	Chi*	WH	---	---	Mpl*	WH	LVG	LA	---	---	StL	WA	SFB*	LH
	16-Jun	Bos	LA	Atl*	WH	Cle	LA	Chi*	WH	SDF*	LH	Mpl*	WH	LVG	LA	Mia	WA	StL	WA	SFB*	LH
17-Jun	Bos	LA	Atl*	WH	Cle	LA	Chi*	WH	SDF*	WH	Mpl*	WH	LVG	LA	Mia	LA	StL	WA	SFB*	LH	
Block 2	18-Jun	StL*	LH	SFB	LA	SDF	WA	LVG	LA	Mpl	WA	Cle*	WH	Mia*	LH	Chi*	LH	Bos*	WH	Atl	WA
	19-Jun	StL*	WH	SFB	WA	SDF	LA	LVG	LA	Mpl	LA	Cle*	WH	Mia*	WH	Chi*	WH	Bos*	LH	Atl	LA
	20-Jun	StL	LA	SFB	LA	SDF	WA	LVG	WA	Mpl	WA	Cle*	LH	Mia*	LH	Chi*	LH	Bos*	WH	Atl*	WH
	21-Jun	StL	LA	SFB	LA	SDF	WA	LVG	WA	Mpl	WA	Cle*	LH	Mia*	LH	Chi*	LH	Bos*	WH	Atl*	WH
	22-Jun	Mia	LA	Chi*	LH	Bos	WA	---	---	Atl*	WH	SFB*	WH	SDF	WA	Mpl*	LH	LVG	LA	---	---
	23-Jun	Mia	LA	Chi*	WH	Bos	LA	StL	WA	Atl*	WH	SFB*	LH	SDF	LA	Mpl*	WH	LVG	WA	Cle*	LH
	24-Jun	Mia	WA	Chi*	WH	Bos	LA	StL	WA	Atl*	LH	SFB*	LH	SDF	LA	Mpl*	WH	LVG	WA	Cle*	LH
	25-Jun	SFB*	WH	Mpl*	LH	StL*	LH	SDF*	LH	LVG*	WH	Mia	LA	Bos	WA	Cle	WA	Atl	LA	Chi	WA
	26-Jun	SFB*	WH	Mpl*	WH	StL*	WH	SDF*	WH	LVG*	WH	Mia	LA	Bos	LA	Cle	LA	Atl	LA	Chi	LA
	27-Jun	SFB*	LH	Mpl*	WH	StL*	LH	SDF*	WH	LVG*	WH	Mia	LA	Bos	LA	Cle	LA	Atl	WA	Chi	WA
	28-Jun	SFB*	LH	Mpl*	WH	StL*	WH	SDF*	WH	LVG*	LH	Mia	WA	Bos	LA	Cle	LA	Atl	WA	Chi	LA
	29-Jun	Cle*	LH	---	---	---	---	Atl	WA	---	---	SDF	LA	StL*	LH	LVG*	WH	---	---	Mpl	WA
	30-Jun	Cle*	WH	Mia*	WH	SFB	WA	Atl	LA	Bos	LA	SDF	WA	StL*	LH	LVG*	LH	Chi*	LH	Mpl	WA
	1-Jul	Cle*	WH	Mia*	LH	SFB	LA	Atl	LA	Bos	WA	SDF	LA	StL*	LH	LVG*	WH	Chi*	WH	Mpl	WA
	2-Jul	---	---	Cle	WA	Mia*	WH	Bos*	LH	Chi	LA	StL	LA	---	---	SFB	WA	SDF*	LH	LVG*	WH
	3-Jul	Mpl*	LH	Cle	WA	Mia*	LH	Bos*	LH	Chi	WA	StL	LA	Atl	WA	SFB	WA	SDF*	LH	LVG*	WH
	4-Jul	Mpl*	WH	Cle	WA	Mia*	LH	Bos*	LH	Chi	WA	StL	LA	Atl	LA	SFB	LA	SDF*	WH	LVG*	WH
Block 3	5-Jul	---	---	---	---	Cle*	WH	Chi	LA	---	---	---	---	---	---	---	---	StL*	WH	SFB	LA
	6-Jul	Bos*	LH	Atl	WA	Cle*	WH	Chi	LA	SDF	WA	Mpl	WA	LVG*	LH	Mia*	LH	StL*	LH	SFB	WA
	7-Jul	Bos*	WH	Atl	LA	Cle*	WH	Chi	LA	SDF	LA	Mpl	LA	LVG*	WH	Mia*	WH	StL*	WH	SFB	LA
	8-Jul	Mpl	WA	Cle*	WH	Mia	LA	Bos	LA	Chi*	WH	StL*	LH	Atl*	LH	SFB*	WH	SDF	LA	LVG	WA
	9-Jul	Mpl	LA	Cle*	WH	Mia	LA	Bos	LA	Chi*	WH	StL*	LH	Atl*	WH	SFB*	WH	SDF	LA	LVG	WA
	10-Jul	---	---	---	---	---	---	---	---	---	---	---	---	---	---	---	---	---	---	---	---
	11-Jul	Chi*	LH	LVG*	WH	Atl	WA	Mia*	WH	Cle	LA	Bos	LA	SFB	LA	StL	LA	Mpl*	WH	SDF*	WH
	12-Jul	Chi*	WH	LVG*	LH	Atl	LA	Mia*	LH	Cle	WA	Bos	WA	SFB	WA	StL	WA	Mpl*	LH	SDF*	LH
	13-Jul	Chi*	WH	---	---	Atl	LA	Mia*	WH	Cle	LA	---	---	---	---	StL	WA	---	---	SDF*	LH
	14-Jul	Cle	WA	Mia	WA	SFB*	LH	Atl*	LH	Bos*	LH	SDF*	LH	StL	WA	LVG	WA	Chi	WA	Mpl*	LH
15-Jul	Cle	WA	Mia	WA	SFB*	WH	Atl*	LH	Bos*	LH	SDF*	LH	StL	LA	LVG	WA	Chi	LA	Mpl*	WH	
16-Jul	Cle	LA	Mia	WA	---	---	Atl*	WH	Bos*	LH	SDF*	LH	StL	LA	LVG	WA	---	---	Mpl*	WH	
All Star Break																					

		National Conference																			
Block	TABL Date	ATL	W/L	BOS	W/L	CHI	W/L	CLE	W/L	MIA	W/L	LVG	W/L	MPL	W/L	SDF	W/L	SFB	W/L	STL	W/L
Block 4	20-Jul	Mia*	LH	Chi	WA	Bos*	LH	---	---	Atl	WA	SFB	LA	SDF*	LH	Mpl	WA	LVG*	WH	---	---
	21-Jul	Mia*	LH	Chi	WA	Bos*	LH	StL*	LH	Atl	WA	SFB	LA	SDF*	LH	Mpl	WA	LVG*	WH	Cle	WA
	22-Jul	Mia*	LH	Chi	LA	Bos*	WH	StL*	WH	Atl	WA	SFB	LA	SDF*	LH	Mpl	WA	LVG*	WH	Cle	LA
	23-Jul	SDF	LA	StL	LA	LVG	LA	Mpl	LA	SFB	LA	Chi*	WH	Cle*	WH	Atl*	WH	Mia*	WH	Bos*	WH
	24-Jul	SDF	WA	StL	WA	LVG	LA	Mpl	LA	SFB	WA	Chi*	WH	Cle*	WH	Atl*	LH	Mia*	LH	Bos*	LH
	25-Jul	SDF	WA	StL	WA	LVG	WA	Mpl	WA	SFB	WA	Chi*	LH	Cle*	LH	Atl*	LH	Mia*	LH	Bos*	LH
	26-Jul	SDF	LA	StL	LA	LVG	WA	Mpl	LA	SFB	WA	Chi*	LH	Cle*	WH	Atl*	WH	Mia*	LH	Bos*	WH
	27-Jul	LVG*	LH	SDF*	LH	Mpl*	LH	SFB*	LH	StL*	WH	Atl	WA	Chi	WA	Bos	WA	Cle	WA	Mia	LA
	28-Jul	LVG*	LH	SDF*	LH	Mpl*	WH	SFB*	LH	StL*	LH	Atl	WA	Chi	LA	Bos	WA	Cle	WA	Mia	WA
	29-Jul	LVG*	LH	SDF*	LH	Mpl*	LH	SFB*	LH	StL*	WH	Atl	WA	Chi	WA	Bos	WA	Cle	WA	Mia	LA
	30-Jul	LVG*	WH	SDF*	WH	Mpl*	WH	SFB*	LH	StL*	LH	Atl	LA	Chi	LA	Bos	LA	Cle	WA	Mia	WA
	31-Jul	Bos	WA	Atl*	LH	---	---	---	---	---	---	Mpl*	WH	LVG	LA	---	---	---	---	---	---
	1-Aug	Bos	LA	Atl*	WH	Cle	WA	Chi*	LH	SDF*	WH	Mpl*	LH	LVG	WA	Mia	LA	StL	LA	SFB*	WH
	2-Aug	Bos	LA	Atl*	WH	Cle	WA	Chi*	LH	SDF*	WH	Mpl*	WH	LVG	LA	Mia	LA	StL	WA	SFB*	LH
	3-Aug	Chi	WA	---	---	Atl*	LH	---	---	---	---	---	---	SFB*	LH	---	---	Mpl	WA	---	---
	4-Aug	Chi	LA	LVG	LA	Atl*	WH	Mia	LA	Cle*	WH	Bos*	WH	SFB*	LH	StL*	WH	Mpl	WA	SDF	LA
	5-Aug	Chi	WA	LVG	WA	Atl*	LH	Mia	WA	Cle*	LH	Bos*	LH	SFB*	LH	StL*	WH	Mpl	WA	SDF	LA
Block 5	6-Aug	SFB	WA	Mpl	WA	StL	LA	SDF	LA	LVG	WA	Mia*	LH	Bos*	LH	Cle*	WH	Atl*	LH	Chi*	WH
	7-Aug	SFB	LA	Mpl	WA	StL	LA	SDF	LA	LVG	LA	Mia*	WH	Bos*	LH	Cle*	WH	Atl*	WH	Chi*	WH
	8-Aug	SFB	LA	Mpl	WA	StL	LA	SDF	WA	LVG	LA	Mia*	WH	Bos*	LH	Cle*	LH	Atl*	WH	Chi*	WH
	9-Aug	SFB	WA	Mpl	WA	StL	WA	SDF	LA	LVG	LA	Mia*	WH	Bos*	LH	Cle*	WH	Atl*	LH	Chi*	LH
	10-Aug	Cle*	LH	Mia*	LH	---	---	Atl	WA	Bos	WA	SDF	WA	StL*	WH	LVG*	LH	---	---	Mpl	LA
	11-Aug	Cle*	WH	Mia*	WH	SFB	LA	Atl	LA	Bos	LA	SDF	WA	StL*	LH	LVG*	LH	Chi*	WH	Mpl	WA
	12-Aug	Cle*	LH	Mia*	WH	SFB	WA	Atl	WA	Bos	LA	SDF	LA	StL*	WH	LVG*	WH	Chi*	LH	Mpl	LA
	13-Aug	StL*	LH	SFB*	WH	SDF*	WH	LVG*	LH	Mpl*	WH	Cle	WA	Mia	LA	Chi	LA	Bos	LA	Atl	WA
	14-Aug	StL*	LH	SFB*	LH	SDF*	WH	LVG*	WH	Mpl*	WH	Cle	LA	Mia	LA	Chi	LA	Bos	WA	Atl	WA
	15-Aug	StL	LA	SFB*	LH	SDF*	LH	LVG*	WH	Mpl*	LH	Cle	LA	Mia	WA	Chi	WA	Bos	WA	Atl*	WH
	16-Aug	StL	WA	SFB*	LH	SDF*	WH	LVG*	WH	Mpl*	LH	Cle	LA	Mia	WA	Chi	LA	Bos	WA	Atl*	LH
	17-Aug	Mia	LA	Chi*	WH	Bos	LA	---	---	Atl*	WH	SFB*	LH	SDF	LA	Mpl*	WH	LVG	WA	---	---
	18-Aug	Mia	LA	Chi*	WH	Bos	LA	StL	WA	Atl*	WH	SFB*	WH	SDF	LA	Mpl*	WH	LVG	LA	Cle*	LH
	19-Aug	Mia	WA	Chi*	WH	Bos	LA	StL	WA	Atl*	LH	SFB*	WH	SDF	LA	Mpl*	WH	LVG	LA	Cle*	LH
	20-Aug	---	---	Cle	LA	Mia*	WH	Bos*	WH	Chi	LA	StL	WA	---	---	SFB	LA	SDF*	WH	LVG*	LH
Block 6	21-Aug	Mpl*	WH	Cle	WA	Mia*	WH	Bos*	LH	Chi	LA	StL	WA	Atl	LA	SFB	LA	SDF*	WH	LVG*	LH
	22-Aug	Mpl*	WH	Cle	LA	Mia*	WH	Bos*	WH	Chi	LA	StL	LA	Atl	LA	SFB	WA	SDF*	LH	LVG*	WH
	23-Aug	Bos*	LH	Atl	WA	Cle*	LH	Chi	WA	---	---	Mpl	LA	LVG*	WH	---	---	StL*	LH	SFB	WA
	24-Aug	Bos*	LH	Atl	WA	Cle*	LH	Chi	WA	SDF	LA	Mpl	WA	LVG*	LH	Mia*	WH	StL*	LH	SFB	WA
	25-Aug	Bos*	LH	Atl	WA	Cle*	WH	Chi	LA	SDF	LA	Mpl	WA	LVG*	LH	Mia*	WH	StL*	LH	SFB	WA
	26-Aug	Cle	LA	Mia	WA	SFB*	WH	Atl*	WH	Bos*	LH	SDF*	LH	StL	LA	LVG	WA	Chi	LA	Mpl*	WH
	27-Aug	Cle	WA	Mia	LA	SFB*	WH	Atl*	LH	Bos*	WH	SDF*	LH	StL	LA	LVG	WA	Chi	LA	Mpl*	WH
	28-Aug	---	---	Mia	LA	---	---	---	---	Bos*	WH	---	---	---	---	---	---	---	---	---	---
	29-Aug	Chi*	LH	LVG*	LH	Atl	WA	Mia*	LH	Cle	WA	Bos	WA	SFB	LA	StL	WA	Mpl*	WH	SDF*	LH
	30-Aug	Chi*	WH	LVG*	LH	Atl	LA	Mia*	WH	Cle	LA	Bos	WA	SFB	LA	StL	WA	Mpl*	WH	SDF*	LH
	31-Aug	Chi*	LH	---	---	Atl	WA	Mia*	LH	Cle	WA	---	---	SFB	LA	StL	WA	Mpl*	WH	SDF*	LH
	1-Sep	---	---	Cle*	WH	Mia	LA	Bos	LA	Chi*	WH	StL*	WH	---	---	SFB*	WH	SDF	LA	LVG	LA
	2-Sep	Mpl	LA	Cle*	WH	Mia	LA	Bos	LA	Chi*	WH	StL*	LH	Atl*	WH	SFB*	WH	SDF	LA	LVG	WA
	3-Sep	Mpl	WA	Cle*	WH	Mia	LA	Bos	LA	Chi*	WH	StL*	WH	Atl*	LH	SFB*	WH	SDF	LA	LVG	LA

2025 TABL CONVENTION – August 2025

Minneapolis, Minnesota - Harmon Killebrew Suite

