

HOLSTEIN

S I R E D I R E C T O R Y | A P R I L 2 0 2 6



YOUR SUCCESS *Our Passion.*

APRIL 2026 UPDATES

ON THE COVER 7H016276 SHEEPSTER daughters from Oakfield Corners Dairy in Oakfield, NY. A headline sire produced from the OCD Acura Soy 60075-ET (EX-90-EX-MS-GMD-DOM) family, SHEEPSTER continues to be incredibly influential in herds, with sons dominating the genomic young sire rankings and daughters delivering profit to dairies worldwide. SHEEPSTER's breeders, Jonathan and Alicia Lamb, recently joined The Select Sires Podcast to share an inside look at the cow family behind his development and the patterns they are seeing in his progeny. His sons continue to magnify his influence, transmitting longevity, balanced production, modern functional type, and reliable performance in commercial herds. Scan the QR code to listen.



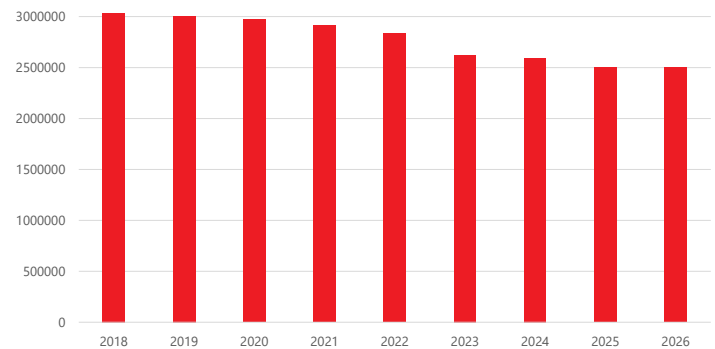
ADJUSTMENT In April 2026, Holstein Association USA adjusted the relative emphasis of PTA Protein and PTA Fat within the Total Performance Index® (TPI®), increasing Protein from 19% to 24% while reducing Fat from 19% to 14%. This refinement reflects current and emerging milk pricing trends, which are increasingly rewarding protein yield across the industry.

Talk to your Select Sires representative today to identify the genetics that best align with your operational goals!

ARE YOU USING THE RIGHT INDEX?

The age profile of today's dairy herds is evolving. Across the industry, tighter heifer inventories and reduced replacement availability are pushing producers to be more strategic with every culling decision. In an industry defined by narrow margins and greater volatility, maximizing the lifetime performance of every cow has never been more important.

Select Sires' Herd Health Profit Dollars® (HHP\$®) was designed for farmers, by farmers, to help you select the traits that make the greatest impact. Boost mastitis resistance, reduce other health challenges, and breed long-lasting, healthy cows that return more dollars to the dairy without sacrificing genetic gains.



Heifers for Milk Cow Replacement
U.S. Department of Agriculture, National Agricultural Statistics Service Cattle Inventory

What traits will your animals need to achieve maximum lifetime production and profitability in 5 to 10 years?

Consider your facilities, milk markets, demand for surplus heifers, involuntary culling rate and more.

When choosing an index, consider how the traits and relative weights of each index interact in order to predict actual performance in your herd. Individual traits are correlated with one another and it's possible to make strong improvement in one trait without including it in the index. On the other hand, there are certain traits that work against each other and in these cases, the actual genetic improvement may not reflect the relative weights within the index.

	HHP\$	DWP\$*	NM\$	CM\$	FM\$	GM\$	TPI†
Milk	0%	1%	3%	-3%	17%	3%	0%
Components	49%	34%	45%	47%	32%	43%	44%
Fitness & Longevity*	34%	47%	28%	27%	27%	27%	27%
Calving Ability	0%	1%	3%	3%	3%	3%	2%
Calf Wellness	0%	5%	1%	1%	1%	1%	0%
Conformation	12%	0%	2%	2%	2%	2%	25%
Size/RFI	-5%	-11%	-18%	-17%	-18%	-21%	-2%
*Fitness & Longevity	HHP\$	DWP\$	NM\$	CM\$	FM\$	GM\$	TPI
Fertility	12%	12%	5%	5%	5%	12%	13%
Mastitis, SCS	13%	13%	3%	3%	2%	3%	5%
Other Cow Health	9%	22%	20%	19%	20%	12%	9%

SELECT SIRES DESIGNATIONS



FEEDPRO™

FeedPRO optimizes selection for increased production and moderate body size while maintaining body condition score and daughter fertility. This revolutionary index designates sires with the genetics to improve income over feed costs and maintains health and reproductive traits.



Throughout this directory, you will find sires sporting the special designation icons listed here along with their descriptions. Use these tools to choose sires that best reflect your management style to meet your goals.



FERTILITYPRO™

The FertilityPRO designation identifies sires with semen that will likely improve pregnancy rates. This designation is assigned by examining industry service Sire Conception Rate (SCR) values, along with intensive in-house semen quality evaluations.



gender SELECTED™ Ultraplus™



This icon identifies sires with sex-sorted semen available. More heifers is not out of reach with our research-backed *gender* SELECTED sires. All *gender* SELECTED semen is processed using Ultraplus technology.



SHOWCASE™

Sires earn the SHOWCASE designation through outstanding breed-leading Type or show-winning pedigrees. Turn to this designation to produce your next show winner or improve the overall type in your herd.



gender SELECTED 4M™ Ultraplus™



Look for the *gender* SELECTED 4M icon to identify sires with sex-sorted semen available in 4 million sperm doses. All *gender* SELECTED semen is processed using Ultraplus technology.



GRAZINGPRO™

GrazingPRO sires improve the profitability of grass-based production systems by transmitting greater longevity, improved mobility, moderate stature, greater component yields and superior production - all while not compromising Daughter Pregnancy Rate (DPR) and Somatic Cell Score (SCS).



ELITEXEDED FERTILITY™



The Elite Sexed Fertility icon designates sires that can help you achieve the highest sex-sorted semen conception rates, enhancing your return on investment! This innovative designation distinguishes our highest performing sires for sex-sorted semen in both 2M and 4M products.



ROBOTPRO™

RobotPRO sires transmit desired traits for robotic milking systems. These sires were selected based on component and milk yield, milk quality, udder health, functional udder traits like udder floor, and milking temperament. Use these sires to create the next generation of profitable cows for your automated milking system.




MASTITISRESISTANTPRO™



Sires which excel in multiple indicators of mastitis resistance are more likely to deliver genetic improvement. Mastitis ResistantPRO uses a combination of CDCB Mastitis Resistance, CDCB Somatic Cell Score (SCS) and Zoetis Mastitis Resistance.

*FeedPRO, FertilityPRO, GrazingPRO, Mastitis ResistantPRO and RobotPRO are registered trademarks of Select Sires Inc. *Showcase, Elite Sexed Fertility, *gender* SELECTED and *gender* SELECTED 4M are trademarks of Select Sires Inc., and Ultraplus is a trademark of STGen LLC.



BENTEHM

GATEYE

GOLLEY

14H017486 SIEMERS RIM COBOT-ET 8403272851356

99% RHA-1 TR TP TC TM TV TL TY TD TE DMS: 456,561 aAa: 342 B-Casein: A2A2 K-Casein: BB

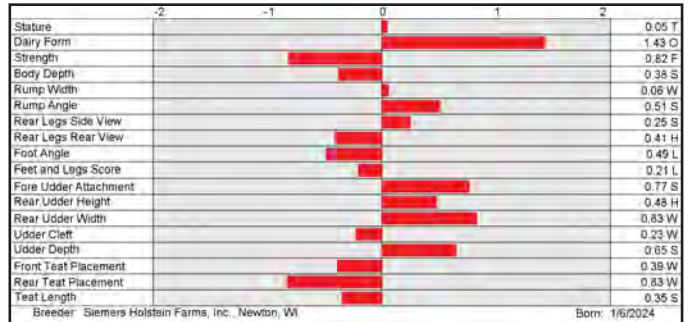
CDCB-S Genomic Evaluation		(04/26)	
Milk	+1,124	81%R	Net Merit (74%R) +\$1,219
Protein	+0.07%	+57	DWP\$ +\$1,404
Fat	+0.26%	+117	Cheese Merit +\$1,259

CDCB-S/HA Genomic Evaluation		(04/26)	
Type	+0.69	UDC	+0.48
FLC	-0.31	BWC	-1.27
79%R		GTPI	+3497

Health and Fertility		(04/26)	
SCS	2.64	77%R	MAS +3.8 72%R
LIV	+3.9	73%R	DPR -0.7 75%R
CCR	+0.5	75%R	FI +0.3 75%R
WT\$	+\$181	DCE	1.6% 71%R
CW\$	+\$48	HHP\$	+\$1,210
		SCR	-2.0 82%R



Rimbot x Monteverdi x Envoy



7H018078 S-S-I STAGGER BENTEHM-ET 8403287659485

99% RHA-1 TR TP TC TM TL TD TE DMS: 561,456 aAa: 453 B-Casein: A2A2 K-Casein: BB

CDCB-S Genomic Evaluation		(04/26)	
Milk	+1,110	80%R	Net Merit (72%R) +\$1,015
Protein	+0.10%	+65	DWP\$ +\$1,124
Fat	+0.23%	+108	Cheese Merit +\$1,063

CDCB-S/HA Genomic Evaluation		(04/26)	
Type	+0.93	UDC	+0.69
FLC	-0.11	BWC	+0.71
79%R		GTPI	+3501

Health and Fertility		(04/26)	
SCS	2.84	76%R	MAS +3.3 72%R
LIV	+1.6	72%R	DPR +0.2 74%R
CCR	+1.7	74%R	FI +1.4 74%R
WT\$	+\$115	DCE	1.3% 57%R
CW\$	+\$30	HHP\$	+\$1,179



Stagger x Dominance x Rashan



7H017419 PEN-COL CATEYE-ET 8403254468168

99% RHA-1 TR TP TC TM TV TL TY TD TE DMS: 135,345 B-Casein: A1A2 K-Casein: AA

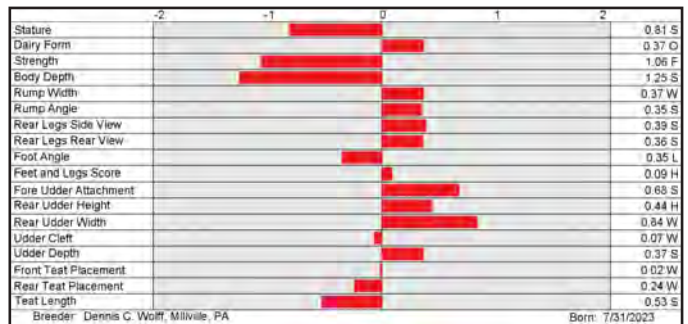
CDCB-S Genomic Evaluation		(04/26)	
Milk	+687	82%R	Net Merit (75%R) +\$1,152
Protein	+0.09%	+47	DWP\$ +\$1,295
Fat	+0.42%	+142	Cheese Merit +\$1,194

CDCB-S/HA Genomic Evaluation		(04/26)	
Type	+0.53	UDC	+0.65
FLC	+0.31	BWC	-1.16
81%R		GTPI	+3453

Health and Fertility		(04/26)	
SCS	2.78	80%R	MAS +2.2 73%R
LIV	-0.1	74%R	DPR -0.8 78%R
CCR	+0.5	77%R	FI +0.5 78%R
WT\$	+\$85	DCE	2.1% 70%R
CW\$	+\$65	HHP\$	+\$1,157
		SCR	-0.4 58%R



Sheepster x Gameday x Legacy



7H017200 BEYOND SHPSTR GOLLEY-ET 8403257575088

99% RHA-1 TR TP TC TM TV TL TY TD TE DMS: 123,126 aAa: 342 B-Casein: A1A2 K-Casein: AB

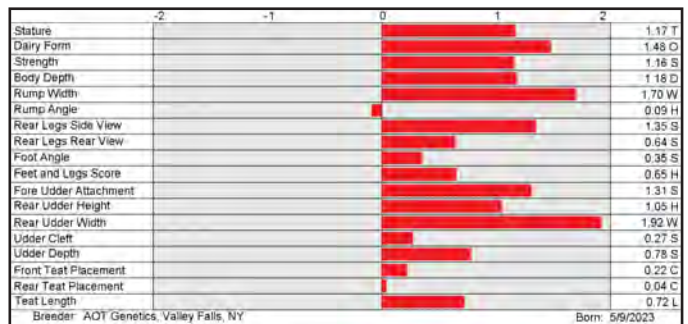
CDCB-S Genomic Evaluation		(04/26)	
Milk	+876	82%R	Net Merit (75%R) +\$1,026
Protein	+0.10%	+57	DWP\$ +\$1,053
Fat	+0.40%	+145	Cheese Merit +\$1,073

CDCB-S/HA Genomic Evaluation		(04/26)	
Type	+1.62	UDC	+0.85
FLC	+0.37	BWC	+0.79
82%R		GTPI	+3511

Health and Fertility		(04/26)	
SCS	2.82	80%R	MAS +2.3 73%R
LIV	-0.7	74%R	DPR -1.2 78%R
CCR	-0.1	77%R	FI -0.1 78%R
WT\$	-\$21	DCE	1.9% 71%R
CW\$	+\$16	HHP\$	+\$1,160
		SCR	+0.1 94%R



Sheepster x Deluxe x Biggelo





WAYMIRE

LANECHANGE

GAVIN

WANTUCKER

7H018093 SIEMERS SSI F WAYMIRE-ET 8403288815116
 99% RHA-I TR TP TC TM TL TD TE DMS: 345,456 aAa: 534 B-Casein: A2A2 K-Casein: BB

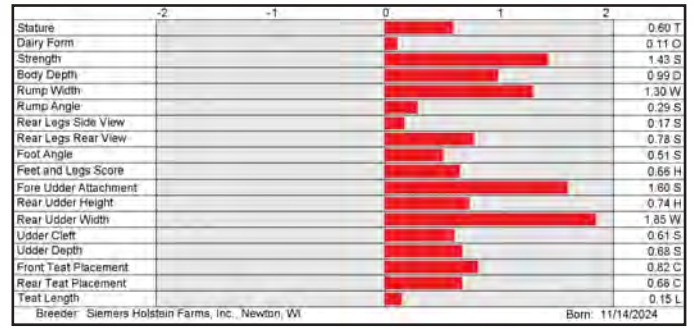
Frosky x Sheepster x Zazzle



CDCB-S Genomic Evaluation		(04/26)		
Milk	+125	80%R	Net Merit (72%R)	+\$861
Protein	+0.17%	+50	DWP\$	+\$979
Fat	+0.42%	+115	Cheese Merit	+\$931

CDCB-S/HA Genomic Evaluation		(04/26)		
Type	+1.36	UDC	+1.05	FLC
			+0.59	BWC
			+1.42	79%R
				GTPI
				+3445

Health and Fertility		(04/26)		
SCS	2.74	76%R	MAS	+4.8 71%R
			PL	+4.4 74%R
LIV	+1.0	72%R	DPR	+0.4 74%R
			HCR	+1.0 73%R
CCR	+1.1	74%R	FI	+0.9 74%R
			SCE	1.2% 63%R
WT\$	+\$132		DCE	1.5% 57%R
			DSB	4.0% 56%R
CW\$	+\$28		HHP\$	+\$1,138



7H018108 LARS-ACRES LANECHANGE-ET 8403288847284
 99% RHA-I TR TP TC TM TL TD TE DMS: 246,456 aAa: 345 B-Casein: A1A2 K-Casein: BB

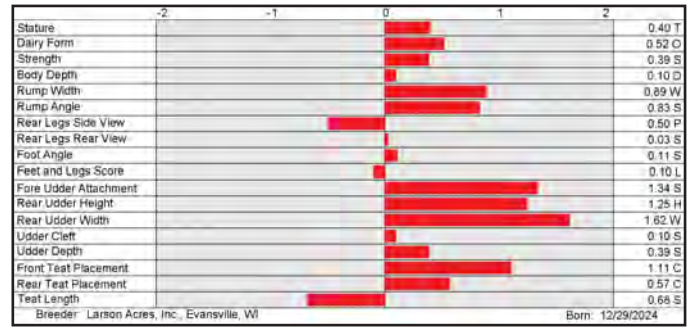
Stagger x Van Gogh x Rashan



CDCB-S Genomic Evaluation		(04/26)		
Milk	+1,376	79%R	Net Merit (72%R)	-\$1,006
Protein	+0.05%	+60	DWP\$	+\$1,108
Fat	+0.16%	+100	Cheese Merit	+\$1,040

CDCB-S/HA Genomic Evaluation		(04/26)		
Type	+1.17	UDC	+0.99	FLC
			-0.17	BWC
			+0.29	79%R
				GTPI
				+3452

Health and Fertility		(04/26)		
SCS	2.63	75%R	MAS	+4.5 72%R
			PL	+5.6 75%R
LIV	+0.9	72%R	DPR	-0.7 74%R
			HCR	+0.7 73%R
CCR	+0.4	74%R	FI	+0.3 74%R
			SCE	1.6% 63%R
WT\$	+\$72		DCE	1.7% 57%R
			DSB	3.1% 56%R
CW\$	+\$63		HHP\$	+\$1,124



7H017929 PEN-COL SHP GAVIN-ET USA145721086
 99% RHA-I TR TP TC TM TV TL TY TD TE DMS: 234,123 aAa: 432 B-Casein: A1A2 K-Casein: AA

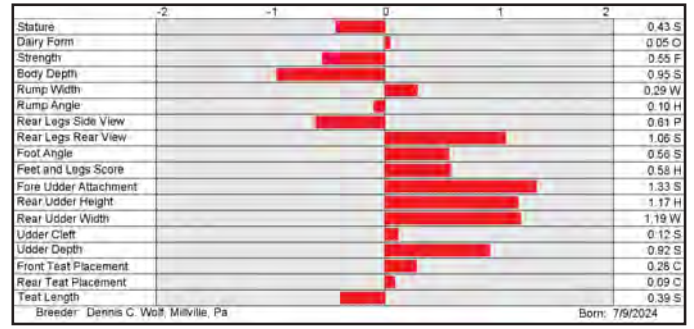
Sheepster x Gameday x Legacy



CDCB-S Genomic Evaluation		(04/26)		
Milk	+902	82%R	Net Merit (74%R)	-\$1,046
Protein	+0.08%	+51	DWP\$	+\$1,224
Fat	+0.30%	+119	Cheese Merit	+\$1,084

CDCB-S/HA Genomic Evaluation		(04/26)		
Type	+0.88	UDC	+1.14	FLC
			+0.82	BWC
			-0.55	81%R
				GTPI
				+3463

Health and Fertility		(04/26)		
SCS	2.81	79%R	MAS	+1.2 73%R
			PL	+5.4 77%R
LIV	+0.5	75%R	DPR	+0.1 78%R
			HCR	+1.5 77%R
CCR	+1.3	77%R	FI	+1.0 78%R
			SCE	1.6% 63%R
WT\$	+\$59		DCE	2.3% 62%R
			DSB	4.9% 62%R
CW\$	+\$79		HHP\$	+\$1,092



7H017542 PEN-COL WANTUCKER-ET 8403254468280
 99% RHA-I TR TP TC TM TV TL TY TD TE DMS: 135,561 aAa: 231 B-Casein: A1A2 K-Casein: AA

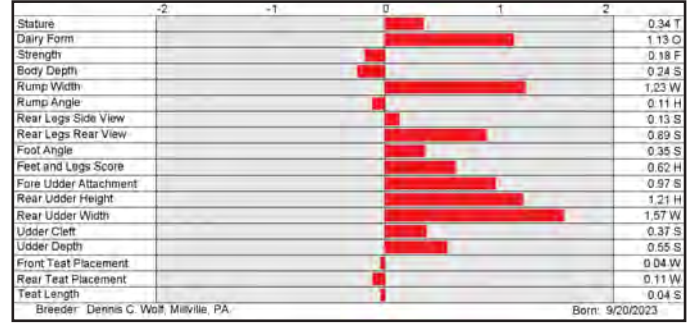
Sheepster x Gameday x Legacy



CDCB-S Genomic Evaluation		(04/26)		
Milk	+1,200	82%R	Net Merit (74%R)	-\$1,048
Protein	+0.07%	+58	DWP\$	+\$1,042
Fat	+0.29%	+130	Cheese Merit	-\$1,083

CDCB-S/HA Genomic Evaluation		(04/26)		
Type	+1.16	UDC	+0.92	FLC
			+0.64	BWC
			-0.39	81%R
				GTPI
				+3465

Health and Fertility		(04/26)		
SCS	2.80	79%R	MAS	+1.9 73%R
			PL	+4.6 77%R
LIV	+0.5	75%R	DPR	-1.4 78%R
			HCR	-0.2 77%R
CCR	-0.8	77%R	FI	-0.7 78%R
			SCE	1.7% 63%R
WT\$	-\$76		DCE	2.1% 62%R
			DSB	4.5% 62%R
CW\$	+\$11		HHP\$	+\$1,109





MICAN

MADCAP

MYBOYBLUE

FLABBERGAST

7H017191 S-S-I SHEEPSTER MICAN-ET 8403253836302

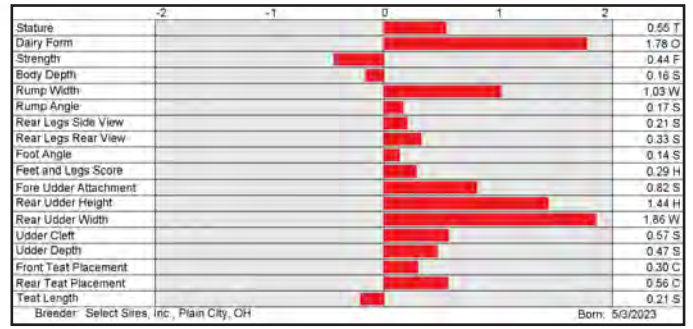
Sheepster x Gameday x Legacy

99% RHA-I TR TP TC TM TV TL TY TD TE DMS: 456,561 aAa: 435 B-Casein: A1A2 K-Casein: AB

CDCB-S Genomic Evaluation		(04/26)		
Milk	+1,443	82%R	Net Merit (75%R)	+\$1,039
Protein	+0.07%	+68	DWP\$	+\$1,146
Fat	+0.18%	+110	Cheese Merit	+\$1,078

CDCB-S/HA Genomic Evaluation		(04/26)		
Type	+1.22	UDC +1.01	FLC +0.19	BWC -0.86
			81%R	GTPI +3494

Health and Fertility		(04/26)		
SCS	2.82	79%R	MAS +1.4	73%R
LIV	-0.3	74%R	DPR -0.8	78%R
CCR	+0.7	77%R	FI +0.3	78%R
WT\$	-\$38		DCE 1.9%	70%R
CW\$	+\$59		HHP\$ +\$1,074	
			PL +5.0	77%R
			HCR +0.4	77%R
			SCE 1.5%	98%R
			DSB 4.9%	65%R
			SCR -0.3	95%R



14H017945 WET SHEEPSTER MADCAP-ET 8403271791965

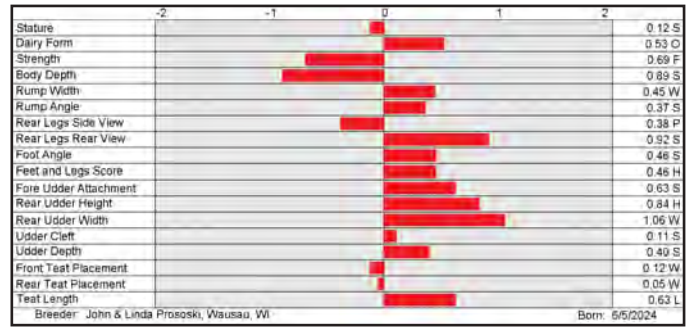
Sheepster x Gameday x Renegade

99% RHA-I TR TP TC TM TV TL TY TD TE B-Casein: A1A1 K-Casein: AA

CDCB-S Genomic Evaluation		(04/26)		
Milk	+677	81%R	Net Merit (74%R)	+\$1,007
Protein	+0.10%	+50	DWP\$	+\$1,134
Fat	+0.28%	+103	Cheese Merit	+\$1,053

CDCB-S/HA Genomic Evaluation		(04/26)		
Type	+0.70	UDC +0.66	FLC +0.62	BWC -0.77
			81%R	GTPI +3419

Health and Fertility		(04/26)		
SCS	2.78	79%R	MAS +2.1	73%R
LIV	+1.1	74%R	DPR +1.1	77%R
CCR	+2.4	77%R	FI +1.8	77%R
WT\$	+\$126		DCE 1.7%	62%R
CW\$	+\$41		HHP\$ +\$1,065	
			PL +5.1	77%R
			HCR +1.8	76%R
			SCE 1.4%	63%R
			DSB 4.0%	61%R



7H017572 ADAWAY REAPER MYBOYBLUE-ET 8403267672986

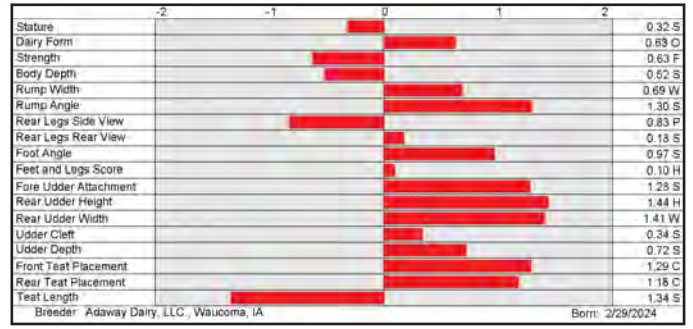
Reaper x Parsly x Try Me

99% RHA-I TR TP TC TM TV TL TY TD TE DMS: 135,123 aAa: 354 B-Casein: A1A2 K-Casein: AB

CDCB-S Genomic Evaluation		(04/26)		
Milk	+929	81%R	Net Merit (73%R)	+\$970
Protein	+0.07%	+49	DWP\$	+\$1,137
Fat	+0.22%	+98	Cheese Merit	+\$1,009

CDCB-S/HA Genomic Evaluation		(04/26)		
Type	+0.78	UDC +1.23	FLC +0.23	BWC -0.75
			79%R	GTPI +3410

Health and Fertility		(04/26)		
SCS	2.59	76%R	MAS +4.5	72%R
LIV	+0.1	72%R	DPR +0.3	75%R
CCR	+2.1	75%R	FI +1.1	75%R
WT\$	+\$73		DCE 1.4%	71%R
CW\$	+\$72		HHP\$ +\$1,064	
			PL +4.5	75%R
			HCR +1.4	75%R
			SCE 1.6%	78%R
			DSB 3.4%	65%R
			SCR -2.3	80%R



7H017406 OCD DOMINANC FLABBERGAST-ET 8403266243843

Dominance x Gameday x Tahiti

99% RHA-I TR TP TC TM TV TL TY TD TE DMS: 345,135 aAa: 423 B-Casein: A2A2 K-Casein: AB

CDCB-S Genomic Evaluation		(04/26)		
Milk	+921	83%R	Net Merit (75%R)	+\$941
Protein	+0.09%	+56	DWP\$	+\$1,251
Fat	+0.25%	+106	Cheese Merit	+\$986

CDCB-S/HA Genomic Evaluation		(04/26)		
Type	+0.92	UDC +0.53	FLC -0.38	BWC +0.51
			82%R	GTPI +3434

Health and Fertility		(04/26)		
SCS	2.74	80%R	MAS +3.3	74%R
LIV	+1.6	74%R	DPR +0.8	77%R
CCR	+2.1	77%R	FI +1.9	77%R
WT\$	+\$198		DCE 1.9%	70%R
CW\$	+\$48		HHP\$ +\$1,080	
			PL +4.7	78%R
			HCR +3.7	77%R
			SCE 1.8%	88%R
			DSB 3.3%	65%R
			SCR +0.3	85%R





MCLAURIN

CLAVICLE

STURGEON

BILLERBECK

7H018091 S-S-I SIEMERS N MCLAURIN-ET 8403288815084

99% RHA-I TR TP TC TM TL TD TE DMS: 126,246 aAa: 423 B-Casein: A2A2 K-Casein: AB

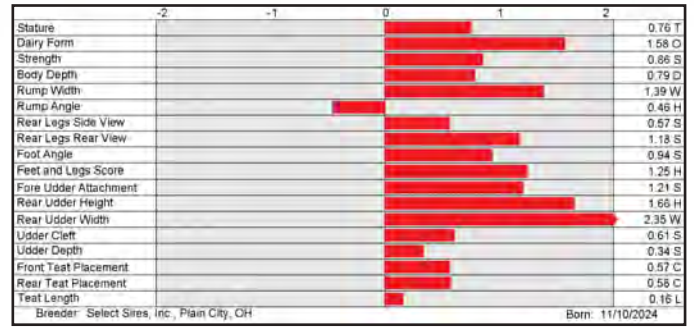
CDCB-S Genomic Evaluation		(04/26)		
Milk	+1,235	80%R	Net Merit (72%R)	+\$880
Protein	+0.07%	+60	DWP\$	+\$875
Fat	+0.25%	+120	Cheese Merit	+\$913

CDCB-S/HA Genomic Evaluation		(04/26)								
Type	+1.85	UDC	+1.20	FLC	+1.13	BWC	+0.35	79%R	GTPI	+3494

Health and Fertility		(04/26)						
SCS	2.95	76%R	MAS	+0.5	72%R	PL	+3.5	75%R
LIV	-2.1	72%R	DPR	-0.1	74%R	HCR	+1.8	73%R
CCR	+1.8	74%R	FI	+1.2	74%R	SCE	1.4%	63%R
WT\$	-\$66	DCE	1.8%	57%R	DSB	4.9%	56%R	
CW\$	-\$30	HHP\$	+\$1,011					



Nitrous x Sheepster x Deluxe



7H017330 PEN-COL SIEMERS CLAVICLE-ET 8403267429052

99% RHA-I TR TP TC TM TV TL TY TD TE DMS: 135,561 aAa: 423 B-Casein: A2A2 K-Casein: AA


CDCB-S Genomic Evaluation		(04/26)		
Milk	+1,221	82%R	Net Merit (75%R)	-\$1,005
Protein	+0.09%	+64	DWP\$	+\$1,142
Fat	+0.29%	+131	Cheese Merit	+\$1,046

CDCB-S/HA Genomic Evaluation		(04/26)								
Type	+1.28	UDC	+0.89	FLC	+0.03	BWC	-0.07	81%R	GTPI	+3485

Health and Fertility		(04/26)						
SCS	2.87	79%R	MAS	+1.7	74%R	PL	+3.6	77%R
LIV	-0.7	74%R	DPR	-1.3	77%R	HCR	+2.6	76%R
CCR	-0.5	77%R	FI	-0.1	77%R	SCE	1.3%	91%R
WT\$	-\$51	DCE	1.6%	70%R	DSB	3.2%	65%R	
CW\$	+\$42	HHP\$	+\$1,042		SCR	+1.3	79%R	



Dominance x Gameday x Legacy



7H017478 S-S-I SHF SHEEP STURGEON-ET 8403267430141

99% RHA-I TR TP TC TM TV TL TY TD TE DMS: 561,126 aAa: 234 B-Casein: A2A2 K-Casein: AA

CDCB-S Genomic Evaluation		(04/26)		
Milk	+1,510	82%R	Net Merit (75%R)	-\$1,024
Protein	+0.07%	+69	DWP\$	+\$1,069
Fat	+0.21%	+120	Cheese Merit	+\$1,061

CDCB-S/HA Genomic Evaluation		(04/26)								
Type	+1.35	UDC	+0.91	FLC	+0.42	BWC	-0.58	81%R	GTPI	+3462

Health and Fertility		(04/26)						
SCS	2.83	79%R	MAS	+1.2	73%R	PL	+3.4	77%R
LIV	-0.9	74%R	DPR	-2.6	77%R	HCR	+1.0	77%R
CCR	-0.7	77%R	FI	-1.0	77%R	SCE	1.7%	79%R
WT\$	-\$30	DCE	1.7%	70%R	DSB	4.2%	65%R	
CW\$	+\$26	HHP\$	+\$1,052		SCR	+1.3	74%R	



Sheepster x Upside x Legacy



14H018000 S-S-I KARL BILLERBECK-ET 8403287659362

99% RHA-I TR TP TC TM TL TD TE DMS: 561,456 aAa: 2436 B-Casein: A2A2 K-Casein: AB

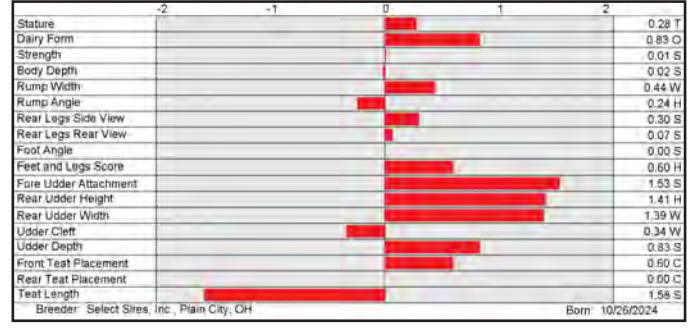
CDCB-S Genomic Evaluation		(04/26)		
Milk	+674	80%R	Net Merit (72%R)	+\$987
Protein	+0.10%	+50	DWP\$	+\$1,179
Fat	+0.29%	+105	Cheese Merit	+\$1,033

CDCB-S/HA Genomic Evaluation		(04/26)								
Type	+1.19	UDC	+0.98	FLC	+0.43	BWC	-0.25	79%R	GTPI	+3459

Health and Fertility		(04/26)						
SCS	2.78	76%R	MAS	+3.1	72%R	PL	+4.9	75%R
LIV	+1.6	72%R	DPR	+0.8	74%R	HCR	+3.0	73%R
CCR	+2.1	74%R	FI	+1.8	74%R	SCE	1.4%	64%R
WT\$	+\$165	DCE	1.5%	58%R	DSB	3.6%	56%R	
CW\$	+\$61	HHP\$	+\$1,057					



Karl x Dominance x Rashan





N GEN



EEYORE

GENOA

SOUSAPHONE

HEMLOCK

250H017404 OCD SHEEPSTER EEYORE-ET 8403271293857

Sheepster x Gameday x Biggelo

99% RHA-I TR TP TC TM TV TL TY TD TE DMS: 123,135 aAa: 435 B-Casein: A2A2 K-Casein: AB

CDCB-S Genomic Evaluation		(04/26)		
Milk	+939	82%R	Net Merit (75%R)	+\$958
Protein	+0.09%	+54	DWP\$	+\$1,201
Fat	+0.25%	+108	Cheese Merit	+\$999

CDCB-S/HA Genomic Evaluation		(04/26)		
Type	+0.86	UDC	+0.27	FLC
				+0.37
				BWC
				-0.31
				81%R
				GTPI
				+3377

Health and Fertility		(04/26)		
SCS	2.76	79%R	MAS	+2.7 73%R
LIV	+0.9	74%R	DPR	-0.6 78%R
CCR	+1.2	77%R	FI	+0.6 78%R
WT\$	+\$184		DCE	2.4% 70%R
CW\$	+\$16		HHP\$	+\$1,035
			PL	+4.6 77%R
			HCR	+1.9 77%R
			SCE	1.8% 98%R
			DSB	4.4% 65%R
			SCR	+0.8 94%R



250H017992 AURORA GENOA-ET 8403291039777

Giant x Sheepster x Gameday

99% RHA-I TR TP TC TM TL TD TE aAa: 435 B-Casein: A1A2 K-Casein: AA

CDCB-S Genomic Evaluation		(04/26)		
Milk	+619	79%R	Net Merit (72%R)	-\$1,013
Protein	+0.12%	+52	DWP\$	+\$1,071
Fat	+0.39%	+130	Cheese Merit	+\$1,062

CDCB-S/HA Genomic Evaluation		(04/26)		
Type	+0.92	UDC	+0.60	FLC
				+0.13
				BWC
				-0.36
				78%R
				GTPI
				+3410

Health and Fertility		(04/26)		
SCS	2.90	76%R	MAS	+1.9 71%R
LIV	+1.0	72%R	DPR	-1.0 74%R
CCR	+0.3	74%R	FI	+0.1 74%R
WT\$	+\$59		DCE	1.6% 57%R
CW\$	-\$19		HHP\$	+\$1,056
			PL	+3.9 74%R
			HCR	+1.4 73%R
			SCE	1.2% 63%R
			DSB	3.4% 55%R



7H017639 SIEMERS S-S-I SOUSAPHONE-ET 8403280020398

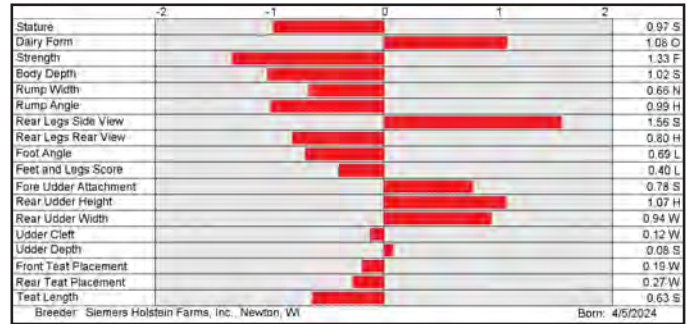
Rimbot x Holysmokes x Gameday

99% RHA-I TR TP TC TM TL TD TE DMS: 456,561 aAa: 462 B-Casein: A2A2 K-Casein: AB

CDCB-S Genomic Evaluation		(04/26)		
Milk	+1,772	81%R	Net Merit (73%R)	-\$1,051
Protein	+0.01%	+60	DWP\$	+\$1,051
Fat	+0.07%	+93	Cheese Merit	+\$1,066

CDCB-S/HA Genomic Evaluation		(04/26)		
Type	+0.31	UDC	+0.81	FLC
				-0.37
				BWC
				-1.88
				79%R
				GTPI
				+3392

Health and Fertility		(04/26)		
SCS	2.73	77%R	MAS	+1.9 72%R
LIV	+0.8	72%R	DPR	-0.4 75%R
CCR	+1.2	75%R	FI	+1.0 75%R
WT\$	+\$4		DCE	1.8% 61%R
CW\$	-\$15		HHP\$	+\$1,013
			PL	+4.8 76%R
			HCR	+1.9 76%R
			SCE	1.3% 63%R
			DSB	3.5% 60%R



250H018258 AURORA HOLY HEMLOCK-ET 8403291039801

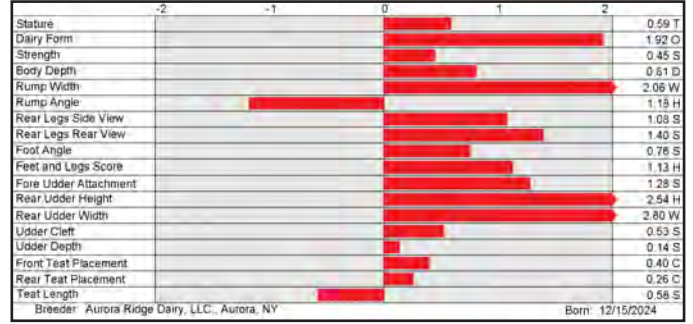
Holy-P x Ibendigo x Conway

99% RHA-I TR TP TC TM TV TL TY TD TE aAa: 435 B-Casein: A2A2 K-Casein: AB

CDCB-S Genomic Evaluation		(04/26)		
Milk	+934	80%R	Net Merit (73%R)	+\$890
Protein	+0.09%	+54	DWP\$	+\$1,038
Fat	+0.24%	+104	Cheese Merit	+\$932

CDCB-S/HA Genomic Evaluation		(04/26)		
Type	+1.80	UDC	+1.48	FLC
				+1.10
				BWC
				-0.03
				79%R
				GTPI
				+3423

Health and Fertility		(04/26)		
SCS	2.72	76%R	MAS	+4.1 72%R
LIV	-1.1	72%R	DPR	-1.6 75%R
CCR	-0.4	75%R	FI	-0.6 75%R
WT\$	+\$108		DCE	2.1% 58%R
CW\$	+\$60		HHP\$	+\$1,000
			PL	+3.7 75%R
			HCR	+1.2 73%R
			SCE	1.7% 63%R
			DSB	4.0% 56%R





PINNICLES

LYON

BLACKROCK

WOZ-S

250H017962 BEYOND CARROT PINNICLES-ET 8403287659322

Carrot x Figaro x Deluxe

99% RHA-I TR TP TC TM TV TL TY TD TE DMS: 246,126 aAa: 423 B-Casein: A2A2 K-Casein: BB

CDCB-S Genomic Evaluation		(04/26)	
Milk	+346	80%R	Net Merit (73%R) +\$795
Protein	+0.09%	+35	DWP\$ +\$940
Fat	+0.33%	+103	Cheese Merit +\$838

CDCB-S/HA Genomic Evaluation		(04/26)	
Type	+1.99	UDC	+1.70
FLC	+1.48	BWC	+0.31
79%R		GTPI	+3382

Health and Fertility		(04/26)	
SCS	2.59	76%R	MAS +3.5 72%R
LIV	-1.3	72%R	DPR -0.2 75%R
CCR	+0.7	75%R	FI +0.7 75%R
WT\$+\$161		DCE	1.2% 58%R
CW\$ +\$22		HHP\$	+\$926



7H017706 SIEMERS SSI RPR LYON-ET 8403280020777

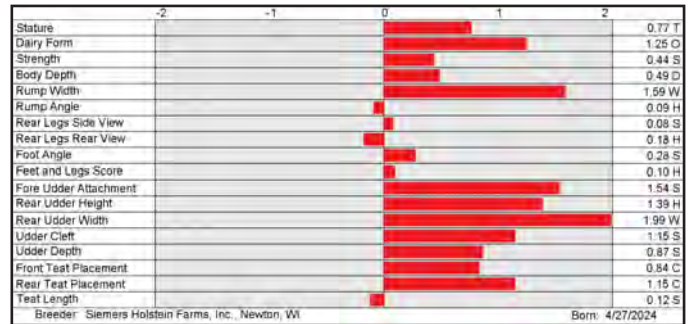
Reaper x Ibendigo x Taos

99% RHA-I TR TP TC TM TV TL TY TD TE DMS: 234,345 aAa: 426 B-Casein: A2A2 K-Casein: BB

CDCB-S Genomic Evaluation		(04/26)	
Milk	+1,237	80%R	Net Merit (73%R) +\$796
Protein	+0.06%	+56	DWP\$ +\$842
Fat	+0.14%	+91	Cheese Merit +\$825

CDCB-S/HA Genomic Evaluation		(04/26)	
Type	+1.41	UDC	+1.31
FLC	-0.12	BWC	+0.22
79%R		GTPI	+3357

Health and Fertility		(04/26)	
SCS	2.88	76%R	MAS +2.0 72%R
LIV	-1.1	72%R	DPR +0.1 75%R
CCR	+1.4	75%R	FI +1.0 75%R
WT\$ +\$3		DCE	1.6% 71%R
CW\$ -\$22		HHP\$	+\$922



7H017648 AURORA BLACKROCK-ET 8403271807605

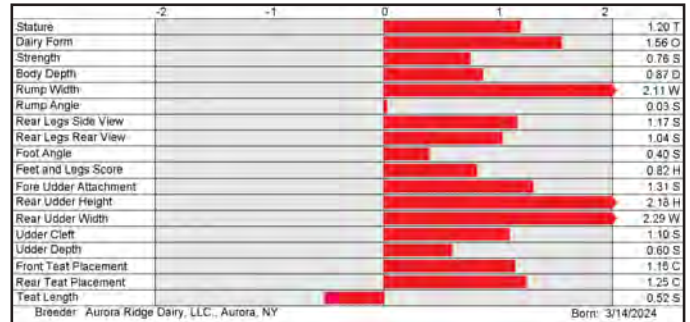
Sundance x Perfect x Rapid

99% RHA-I TR TP TC TM TV TL TY TD TE DMS: 561,456 aAa: 354 B-Casein: A2A2 K-Casein: AB

CDCB-S Genomic Evaluation		(04/26)	
Milk	+1,340	82%R	Net Merit (75%R) +\$811
Protein	+0.02%	+50	DWP\$ +\$965
Fat	+0.08%	+77	Cheese Merit +\$829

CDCB-S/HA Genomic Evaluation		(04/26)	
Type	+1.80	UDC	+1.36
FLC	+0.61	BWC	+0.52
80%R		GTPI	+3343

Health and Fertility		(04/26)	
SCS	2.80	78%R	MAS +2.3 72%R
LIV	-0.3	73%R	DPR -0.4 75%R
CCR	+0.6	75%R	FI +0.6 75%R
WT\$+\$120		DCE	1.8% 70%R
CW\$ +\$49		HHP\$	+\$850



9H017969 LARS-ACRES ICECUBE WOZ-S-ET 8403270391753

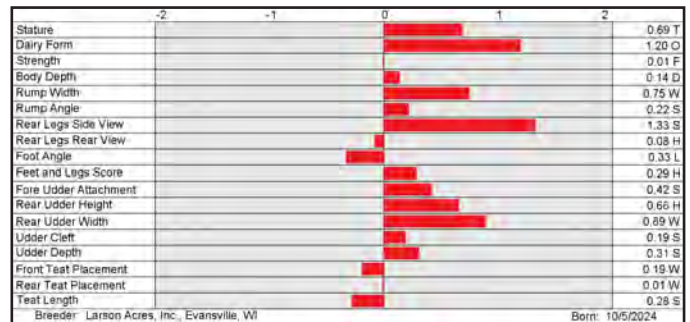
Ice Cube-S x Elvin x Rashaan

98% RHA-I TR TP TC TM TV TL TY TD TE B-Casein: A2A2 K-Casein: BB

CDCB-S Genomic Evaluation		(04/26)	
Milk	+756	80%R	Net Merit (72%R) +\$784
Protein	+0.09%	+48	DWP\$ +\$822
Fat	+0.20%	+86	Cheese Merit +\$823

CDCB-S/HA Genomic Evaluation		(04/26)	
Type	+0.78	UDC	+0.35
FLC	-0.01	BWC	-0.27
79%R		GTPI	+3267

Health and Fertility		(04/26)	
SCS	2.83	75%R	MAS +2.3 72%R
LIV	-2.1	72%R	DPR +0.3 74%R
CCR	+2.4	74%R	FI +2.0 74%R
WT\$ -\$58		DCE	1.4% 58%R
CW\$ +\$31		HHP\$	+\$876



250H018259 AURORA HOLY HOSTENS-P-ET 8403291039803

99% RHA-I TR PC TC TM TL TD TE DMS: 456,561 aAa: 456 B-Casein: A2A2 K-Casein: AB

CDCB-S Genomic Evaluation (04/26)

Milk	+678	80%R	Net Merit (73%R)	+\$799
Protein	+0.10%	+49	DWP\$	+\$1,050
Fat	+0.23%	+91	Cheese Merit	+\$843

CDCB-S/HA Genomic Evaluation (04/26)

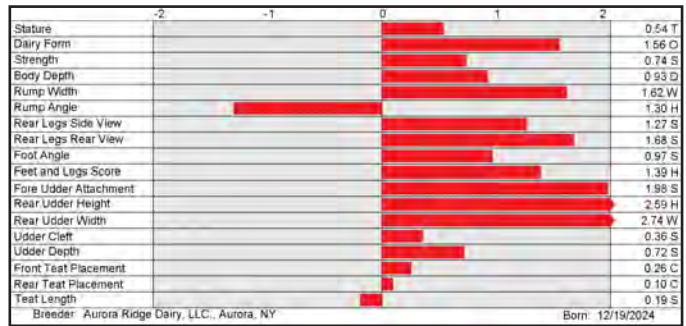
Type	+2.23	UDC	+1.74	FLC	+1.38	BWC	+0.27	79%R	GTPI	+3401
------	-------	-----	-------	-----	-------	-----	-------	------	------	-------

Health and Fertility (04/26)

SCS	2.78	76%R	MAS	+3.4	72%R	PL	+3.7	75%R
LIV	-0.5	72%R	DPR	-0.7	75%R	HCR	+1.1	73%R
CCR	+0.1	75%R	FI	+0.0	75%R	SCE	1.9%	63%R
WT\$	+\$210	DCE	2.2%	58%R	DSB	4.1%	56%R	
CW\$	+\$45	HHP\$	+\$933					



Holy-P x Ibendigo x Conway



7H018014 S-S-I SHF HADZ STEWART-ET 8403288814971

99% RHA-I TR TP TC TM TL TD TE DMS: 246,126 aAa: 315 B-Casein: A1A2 K-Casein: AB

CDCB-S Genomic Evaluation (04/26)

Milk	+1,017	80%R	Net Merit (72%R)	+\$912
Protein	+0.10%	+60	DWP\$	+\$811
Fat	+0.29%	+120	Cheese Merit	+\$958

CDCB-S/HA Genomic Evaluation (04/26)

Type	+1.70	UDC	+1.03	FLC	+0.62	BWC	+0.55	79%R	GTPI	+3450
------	-------	-----	-------	-----	-------	-----	-------	------	------	-------

Health and Fertility (04/26)

SCS	2.80	76%R	MAS	+2.1	72%R	PL	+3.8	75%R
LIV	-1.4	72%R	DPR	-1.5	74%R	HCR	+1.0	73%R
CCR	-0.3	74%R	FI	-0.3	74%R	SCE	1.6%	63%R
WT\$	-\$105	DCE	1.4%	58%R	DSB	4.4%	56%R	
CW\$	-\$32	HHP\$	+\$1,037					



Hadzuki x Sheepster x Deluxe



7H018225 PEN-COL HILMAR-D GENTRY-ET 8403272407324

99% RHA-I TR TP TC TM TL TD TE aAa: 342 B-Casein: A1A2 K-Casein: AA

CDCB-S Genomic Evaluation (04/26)

Milk	+892	79%R	Net Merit (72%R)	+\$1,068
Protein	+0.08%	+51	DWP\$	+\$933
Fat	+0.37%	+138	Cheese Merit	+\$1,105

CDCB-S/HA Genomic Evaluation (04/26)

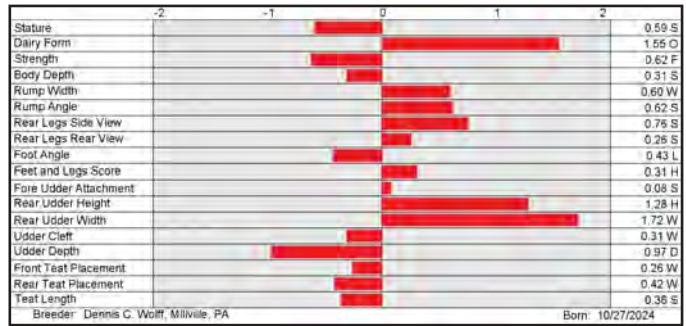
Type	+0.81	UDC	+0.56	FLC	+0.40	BWC	-1.23	78%R	GTPI	+3420
------	-------	-----	-------	-----	-------	-----	-------	------	------	-------

Health and Fertility (04/26)

SCS	2.85	75%R	MAS	+1.9	71%R	PL	+4.2	74%R
LIV	-0.3	72%R	DPR	-1.7	74%R	HCR	+0.3	73%R
CCR	-0.2	74%R	FI	-0.3	74%R	SCE	1.4%	63%R
WT\$	-\$179	DCE	1.6%	57%R	DSB	3.7%	56%R	
CW\$	+\$13	HHP\$	+\$1,053					



Giant x Sheepster x Gameday



7H017821 BEYOND ANDRI METRONOME-ET 8403283492540

99% RHA-I TR TP TC TM TV TL TY TD TE DMS: 234,123 aAa: 321 B-Casein: A2A2 K-Casein: AB

CDCB-S Genomic Evaluation (04/26)

Milk	+1,193	80%R	Net Merit (73%R)	+\$924
Protein	+0.05%	+53	DWP\$	+\$975
Fat	+0.19%	+102	Cheese Merit	+\$952

CDCB-S/HA Genomic Evaluation (04/26)

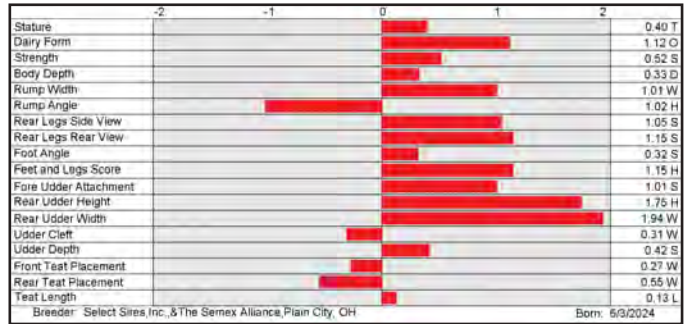
Type	+1.30	UDC	+1.01	FLC	+1.08	BWC	+0.14	79%R	GTPI	+3431
------	-------	-----	-------	-----	-------	-----	-------	------	------	-------

Health and Fertility (04/26)

SCS	2.85	76%R	MAS	+1.1	72%R	PL	+4.4	75%R
LIV	-1.0	72%R	DPR	+0.4	75%R	HCR	+2.4	75%R
CCR	+1.9	75%R	FI	+1.8	75%R	SCE	0.9%	63%R
WT\$	-\$29	DCE	1.8%	58%R	DSB	4.1%	56%R	
CW\$	+\$21	HHP\$	+\$995					



Andri x Figaro x Deluxe



7H018055 OCD KARL SLAPSHOT-ET 8403283136077

99% RHA-I TR TP TC TM TL TD TE aAa: 231 B-Casein: A2A2 K-Casein: AB

CDCB-S Genomic Evaluation (04/26)

Milk	+713	80%R	Net Merit (73%R)	+\$875
Protein	+0.10%	+51	DWP\$	+\$986
Fat	+0.22%	+90	Cheese Merit	+\$920

CDCB-S/HA Genomic Evaluation (04/26)

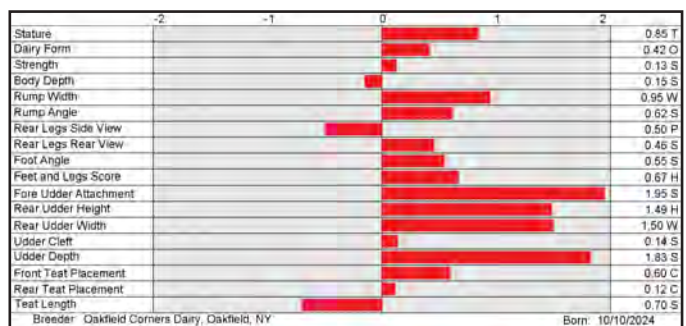
Type	+1.11	UDC	+1.32	FLC	+0.47	BWC	+0.24	79%R	GTPI	+3425
------	-------	-----	-------	-----	-------	-----	-------	------	------	-------

Health and Fertility (04/26)

SCS	2.79	76%R	MAS	+2.4	72%R	PL	+5.3	75%R
LIV	+1.2	72%R	DPR	+0.9	74%R	HCR	+3.3	73%R
CCR	+3.2	74%R	FI	+2.4	74%R	SCE	1.5%	64%R
WT\$	+\$60	DCE	2.0%	58%R	DSB	4.5%	56%R	
CW\$	+\$25	HHP\$	+\$1,017					



Karl x Sheepster x Drive



PROVEN LINEUP TRAIT LEADERS

HHP\$®

7H016276	SHEEPSTER	+\$1,116
7H016396	FELIX	+\$960
14H016236	UNDERTONE	+\$931
7H016418	DRAFT	+\$901
7H016275	T REX	+\$883
14H016082	FRAMPTON	+\$858
14H015926	VAN GOGH	+\$855
507H015927	BOLT ACTION	+\$850
7H015465	CRUSHER	+\$845
14H016393	ORGANIC	+\$801
7H016308	EARNEST BASS	+\$794
14H015179	TROOPER	+\$788

DWPS®

507H015927	BOLT ACTION	+\$1,123
7H016276	SHEEPSTER	+\$1,107
14H015926	VAN GOGH	+\$1,041
14H016393	ORGANIC	+\$1,024
7H016396	FELIX	+\$976
7H015597	RICHE	+\$933
14H016082	FRAMPTON	+\$928
7H015465	CRUSHER	+\$927
7H015778	BEETHOVEN	+\$917
14H016236	UNDERTONE	+\$909
7H016275	T REX	+\$900
14H015831	EAST	+\$860

TPI®

7H016276	SHEEPSTER	+3480
507H015927	BOLT ACTION	+3322
14H015179	TROOPER	+3295
14H016236	UNDERTONE	+3271
7H016418	DRAFT	+3257
7H016396	FELIX	+3252
7H015396	HUCK	+3241
7H015980	HUHON	+3216
7H016275	T REX	+3213
14H016082	FRAMPTON	+3212
250H016074	FIGARO	+3209
250H015955	HARMONY	+3197

MILK

7H014454	LIONEL	+2,652
7H016295	HAS IT ALL	+2,080
7H015396	HUCK	+1,933
14H015831	EAST	+1,827
7H015471	ZZ TOP	+1,663
7H014985	RUPERT	+1,629
7H015937	ESQUIRE	+1,530
7H016308	EARNEST BASS	+1,507
250H015955	HARMONY	+1,468
7H015830	WATNE	+1,414
7H015112	TAOS	+1,382
7H016276	SHEEPSTER	+1,359

PROTEIN

7H014454	LIONEL	+68
7H016276	SHEEPSTER	+67
7H016418	DRAFT	+61
7H015396	HUCK	+61
14H015831	EAST	+60
7H015471	ZZ TOP	+60
7H015112	TAOS	+58
7H015980	HUHON	+57
7H015778	BEETHOVEN	+57
14H016236	UNDERTONE	+55
7H016308	EARNEST BASS	+55
7H015830	WATNE	+55

FAT

7H016276	SHEEPSTER	+133
7H015465	CRUSHER	+119
7H014454	LIONEL	+111
14H016236	UNDERTONE	+111
14H015926	VAN GOGH	+106
507H015927	BOLT ACTION	+105
7H015597	RICHE	+96
7H016468	PHOENIX	+96
7H016275	T REX	+95
14H016082	FRAMPTON	+94
14H015179	TROOPER	+90
7H015778	BEETHOVEN	+88

PRODUCTIVE LIFE

14H016393	ORGANIC	+7.2
7H016276	SHEEPSTER	+4.9
7H015937	ESQUIRE	+4.9
7H016396	FELIX	+4.4
7H015465	CRUSHER	+4.1
7H015112	TAOS	+3.9
7H015754	ZAPPA	+3.8
14H015179	TROOPER	+3.7
14H015926	VAN GOGH	+3.5
7H016418	DRAFT	+3.5
7H012344	RAGER-RED	+3.4
7H016275	T REX	+3.3

DAUGHTER PREGNANCY RATE

14H016393	ORGANIC	+2.6
7H015830	WATNE	+1.8
7H015112	TAOS	+1.2
7H014985	RUPERT	+1.2
14H015179	TROOPER	+1.1
7H016396	FELIX	+1.1
7H014694	BANJO-P	+1.0
14H014629	SERTOLI	+0.9
250H014134	RENEGADE	+0.6
7H015754	ZAPPA	+0.6
7H016418	DRAFT	+0.6
7H015204	MELLENCAMP	+0.5

NET MERIT DOLLARS

7H016276	SHEEPSTER	+\$1,081
14H016236	UNDERTONE	+\$999
7H015465	CRUSHER	+\$940
14H015926	VAN GOGH	+\$897
7H016396	FELIX	+\$894
7H016418	DRAFT	+\$870
507H015927	BOLT ACTION	+\$800
14H016082	FRAMPTON	+\$790
7H015597	RICHE	+\$778
7H014454	LIONEL	+\$772
14H016393	ORGANIC	+\$771
7H015396	HUCK	+\$731

SIRE CONCEPTION RATE

250H016121	PARTAKE	+2.5
7H016116	HARDY	+2.2
7H015754	ZAPPA	+2.1
250H016290	BLAKELY	+2.0
250H015955	HARMONY	+1.9
14H015831	EAST	+1.8
14H015301	GORDY	+1.7
7H016468	PHOENIX	+1.7
7H014694	BANJO-P	+1.4
7H015597	RICHE	+1.4
7H015778	BEETHOVEN	+1.4
250H014579	HANCOCK	+1.1

UDDER COMPOSITE


250H014579	HANCOCK	+2.41
7H016116	HARDY	+2.08
7H016387	HANX-P	+1.90
250H016290	BLAKELY	+1.82
7H016295	HAS IT ALL	+1.76
250H015955	HARMONY	+1.70
250H016115	PAZZLE	+1.68
507H015927	BOLT ACTION	+1.68
7H016103	CHEW-P	+1.67
250H016074	FIGARO	+1.51
250H016121	PARTAKE	+1.40
7H015825	REBEL-RED	+1.33

TYPE

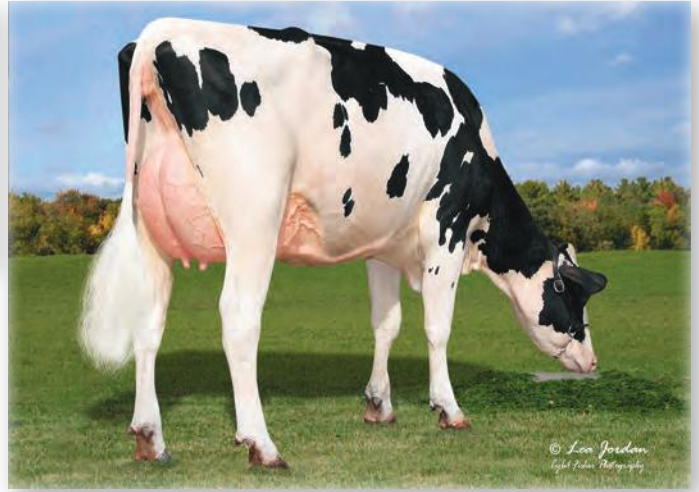
250H014579	HANCOCK	+2.91
7H016387	HANX-P	+2.86
7H016116	HARDY	+2.82
7H016295	HAS IT ALL	+2.71
250H016115	PAZZLE	+2.58
250H016290	BLAKELY	+2.22
250H015955	HARMONY	+2.16
250H016121	PARTAKE	+2.15
7H016103	CHEW-P	+1.98
250H016074	FIGARO	+1.92
7H015085	PARFECT	+1.86
7H015825	REBEL-RED	+1.64

SHEEPSTER

7H016276 OCD TROOPER SHEEPSTER-ET
 8403236792832 99% RHA-I TR TP TC TV TL TY TD TE
 DMS: 135,123 aAa: 342 B-Casein: A1A2 K-Casein: AA



ADAWAY SHEEPSTER 3712 (GP-84)
 Adaway Dairy LLC, Waucoma, IA



CLEAR-ECHO SHEEPSTER 6083 (VG-7)
 Clear Echo Farm LLC, Schuylerville, NY

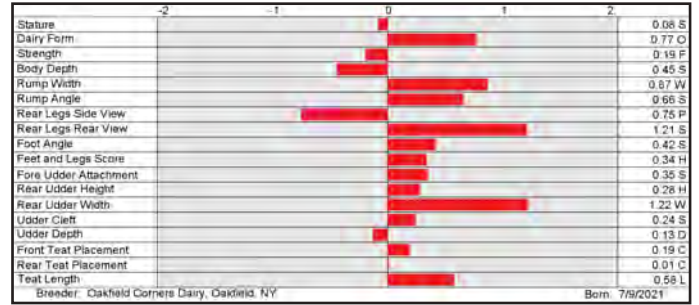


S: Plain-Knoll Renegad TROOPER
 D: OCD Acura Soy 60075-ET (EX-90-EX-MS-GMD-DOM)
 MGS: Pine-Tree Acura-ET
 MGD: OCD Resolve Soy 44814-ET (VG-85-VG-MS-DOM)
 MGGS: Blumenfeld Jedi RESOLVE-ET

CDCB-S Genomic Evaluation		(04/26)	2,359 Dtrs/187 Herds	RIP 93%
Milk	+1,359	99%R	Net Merit (89%R)	+\$1,081
Protein	+0.08%	+67	DWP\$	+\$1,107
Fat	+0.28%	+133	Cheese Merit	+\$1,121

CDCB-S/HA Genomic Evaluation		(04/26)	435 Dtrs/49 Herds	Age Adj Avg 82.9
Type	+0.86	UDC +0.39	FLC +0.57	BWC -0.41 98%R
GTP1 +3480				

Health and Fertility		(04/26)
SCS	2.83	98%R
LIV	+0.6	86%R
CCR	-0.7	92%R
WT\$	-\$80	
CW\$	+\$41	
MAS	+0.9	80%R
DPR	-2.3	93%R
FI	-0.9	94%R
DCE	2.0%	98%R
HHP\$	+\$1,116	
PL	+4.9	90%R
HCR	+0.8	97%R
SCE	2.0%	99%R
DSB	4.9%	98%R
SCR	-0.4	97%R



TROOPER

14H015179 PLAIN-KNOLL RENEGAD TROOPER
 8403149934610 99% RHA-I TR TP TC TV TL TY TD TE
 DMS: 456,345 aAa: 432 B-Casein: A1A2 K-Casein: AB



PRAIRIELAND TROOPER 10334-GRADE
 Prairieland Farms, Bellville, WI



TROOPER DAUGHTER GROUP
 Prairieland Farms, Bellville, WI

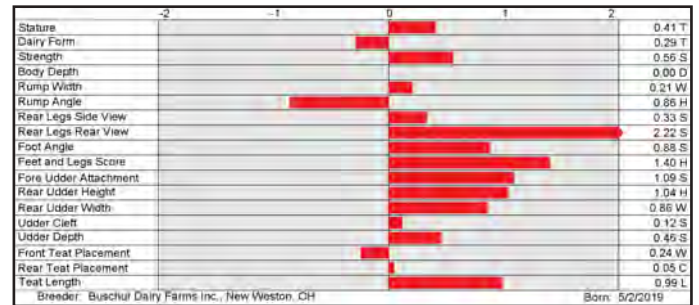


S: S-S-I PR RENEGADE-ET
 D: Plain-Knoll Legndry 1551-ET (VG-86-VG-MS)
 MGS: Welcome LEGENDARY 2870-ET
 MGD: Plain-Knoll Josuper 794-ET (VG-85-VG-MS-DOM)
 MGGS: Uecker Supersire Josuper-ET

CDCB-S Genomic Evaluation		(04/26)	7,303 Dtrs/722 Herds	RIP 34%
Milk	+638	99%R	Net Merit (92%R)	+\$672
Protein	+0.11%	+51	DWP\$	+\$810
Fat	+0.24%	+90	Cheese Merit	+\$716

CDCB-S/HA Genomic Evaluation		(04/26)	983 Dtrs/182 Herds	Age Adj Avg 82.5
Type	+1.02	UDC +0.62	FLC +1.57	BWC +0.67 99%R
GTP1 +3295				

Health and Fertility		(04/26)
SCS	3.03	99%R
LIV	-0.8	90%R
CCR	+2.5	98%R
WT\$	-\$42	
CW\$	+\$38	
MAS	-1.1	94%R
DPR	+1.1	98%R
FI	+1.8	98%R
DCE	2.5%	96%R
HHP\$	+\$788	
PL	+3.7	97%R
HCR	+0.7	97%R
SCE	1.7%	99%R
DSB	4.6%	97%R
SCR	-1.3	99%R



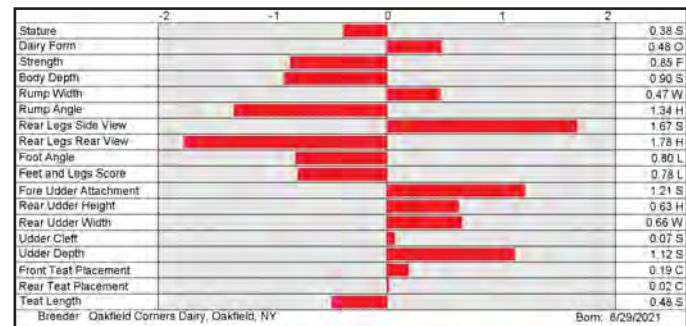
7H016396 OCD DRIVE FELIX-ET 8403238168700

99% RHA-I TR TP TC TV TL TY TD TE DMS: 345,135 aAa: 423 B-Casein: A2A2 K-Casein: BB

CDCB-S Genomic Evaluation		(04/26)	710 Dtrs/55 Herds	RIP 96%
Milk	+750	98%R	Net Merit (88%R)	+\$894
Protein	+0.05%	+39	DWP\$	+\$976
Fat	+0.20%	+85	Cheese Merit	+\$922
CDCB-S/HA Genomic Evaluation		(04/26)	88 Dtrs/19 Herds	Age Adj Avg 82.8
Type	+0.39	UDC +0.87	FLC -1.05	BWC -0.92
			92%R	GTPI +3252
Health and Fertility		(04/26)		
SCS	2.77	95%R	MAS +2.5	76%R
LIV	+3.9	83%R	DPR +1.1	88%R
CCR	+3.0	88%R	FI +2.0	89%R
WT\$	+\$82		DCE 2.1%	92%R
CW\$	+\$43		HHP\$ +\$960	
			PL +4.4	88%R
			HCR +2.7	94%R
			SCE 1.5%	99%R
			DSB 3.6%	91%R
			SCR +0.7	96%R



Drive x Eisaku x Hal



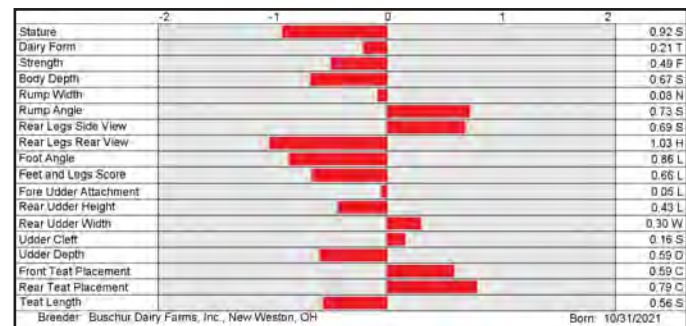
7H016418 PLAIN-KNOLL DRIVE DRAFT-ET 8403213323925

99% RHA-I TR TP TC TV TL TY TD TE DMS: 234,246 aAa: 243 B-Casein: A2A2 K-Casein: AB

CDCB-S Genomic Evaluation		(04/26)	343 Dtrs/49 Herds	RIP 96%
Milk	+1,181	96%R	Net Merit (86%R)	+\$870
Protein	+0.08%	+61	DWP\$	+\$825
Fat	+0.12%	+82	Cheese Merit	+\$906
CDCB-S/HA Genomic Evaluation		(04/26)	21 Dtrs/10 Herds	Age Adj Avg 81.1
Type	-0.28	UDC +0.07	FLC -0.62	BWC -0.53
			86%R	GTPI +3257
Health and Fertility		(04/26)		
SCS	3.00	93%R	MAS +0.0	76%R
LIV	+2.6	81%R	DPR +0.6	86%R
CCR	+2.2	86%R	FI +2.0	87%R
WT\$	-\$127		DCE 1.9%	80%R
CW\$	+\$38		HHP\$ +\$901	
			PL +3.5	87%R
			HCR +1.6	93%R
			SCE 1.0%	96%R
			DSB 4.2%	80%R
			SCR	



Drive x Acura x Resolve



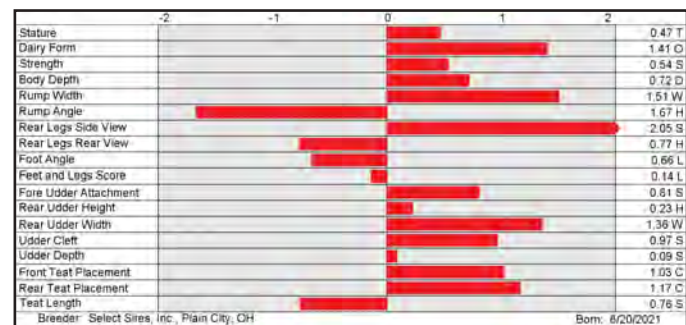
7H016308 S-S-I DRIVE EARNEST BASS-ET 8403241466136

99% RHA-I TR TP TC TV TL TY TD TE DMS: 234,246 aAa: 342 B-Casein: A2A2 K-Casein: BB

CDCB-S Genomic Evaluation		(04/26)	148 Dtrs/39 Herds	RIP 95%
Milk	+1,507	93%R	Net Merit (83%R)	+\$711
Protein	+0.02%	+55	DWP\$	+\$439
Fat	+0.07%	+82	Cheese Merit	+\$727
CDCB-S/HA Genomic Evaluation		(04/26)	10 Dtrs/4 Herds	Age Adj Avg 80.2
Type	+0.89	UDC +0.56	FLC -0.52	BWC +0.15
			84%R	GTPI +3187
Health and Fertility		(04/26)		
SCS	2.87	90%R	MAS +1.0	76%R
LIV	+0.2	80%R	DPR -1.0	82%R
CCR	+0.8	83%R	FI +0.4	83%R
WT\$	-\$173		DCE 2.2%	76%R
CW\$	-\$47		HHP\$ +\$794	
			PL +2.0	85%R
			HCR +2.0	89%R
			SCE 1.3%	97%R
			DSB 4.9%	75%R
			SCR +0.3	96%R



Drive x Eisaku x Delta



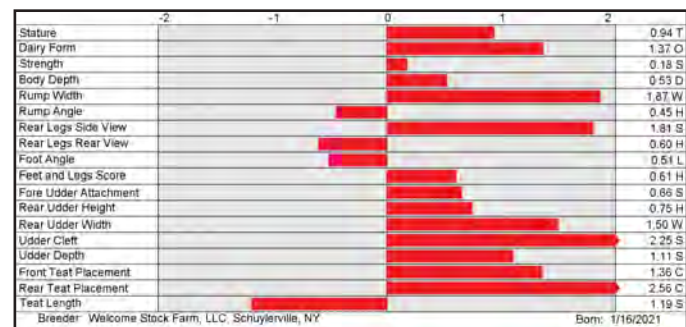
7H015980 WELCOME MNSHN HUHON-ET 8403214541170

99% RHA-I TR TP TC TM TV TL TY TD TE DMS: 234,123 aAa: 261 B-Casein: A2A2 K-Casein: AB


CDCB-S Genomic Evaluation		(04/26)	2,136 Dtrs/174 Herds	RIP 86%
Milk	+1,322	99%R	Net Merit (90%R)	+\$614
Protein	+0.05%	+57	DWP\$	+\$463
Fat	-0.01%	+53	Cheese Merit	+\$644
CDCB-S/HA Genomic Evaluation		(04/26)	533 Dtrs/76 Herds	Age Adj Avg 83.1
Type	+1.30	UDC +0.93	FLC +0.04	BWC +0.06
			99%R	GTPI +3216
Health and Fertility		(04/26)		
SCS	2.73	98%R	MAS +1.6	82%R
LIV	-1.8	76%R	DPR -0.3	94%R
CCR	+0.8	93%R	FI +1.3	94%R
WT\$	-\$116		DCE 1.8%	93%R
CW\$	-\$42		HHP\$ +\$674	
			PL +2.6	90%R
			HCR +3.6	95%R
			SCE 1.4%	98%R
			DSB 3.6%	94%R
			SCR -0.5	96%R



Moonshiner x Legacy x Samuri




7H016396 FELIX




WILRA S-S-I FX 2608 6187-ET
Wilra Farms Inc., Nashville, IL

7H016418 DRAFT




DRAFT

7H016308 EARNEST BASS



AOT EISAKU HONESTLY-ET (EX-91-EX-MS-DOM)
Dam of EARNEST BASS


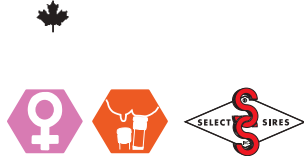
7H015980 HUHON



TRAMILDA HUHON INGLES
Troy Yoder, Montezuma, GA

TAOS

7H015112 LEANINGHOUSE TAOS-ET
 8403151003682 99% RHA-I TR TP TC TV TL TY TD TE
 DMS: 123,234 aAa: 324 B-Casein: A1A2 K-Casein: BB
 Renegade x Jedi x Tatum



TRENT-WAY TAOS RETA-ET (EX-90-VG-MS)
 Trent & Kelsey Hendrickson, Blanchardville, WI

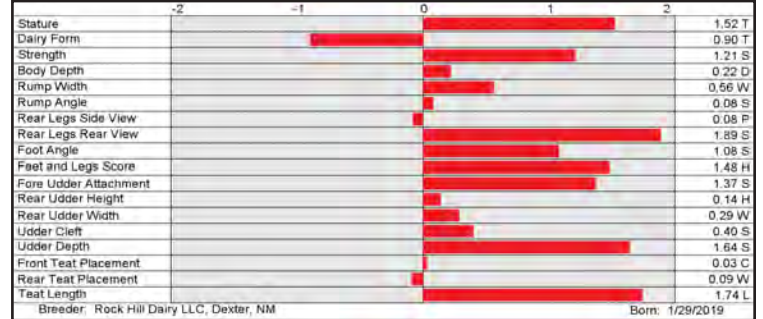


DG ELFRIDE (VG-87-VG-MS)
 Meppelink Farm, Dalen, NLD

CDCB-S Genomic Evaluation		(04/26)	9,766 Dtrs/1,637 Herds	RIP 19%
Milk	+1,382	99%R	Net Merit (92%R)	+\$487
Protein	+0.05%	+58	DWP\$	+\$538
Fat	-0.02%	+51	Cheese Merit	+\$512

CDCB-S/HA Genomic Evaluation		(04/26)	4,153 Dtrs/839 Herds	Age Adj Avg 83.2
Type	+1.05	UDC +0.30	FLC +1.33	BWC +1.76 98%R
GTPI +3181				

Health and Fertility		(04/26)
SCS	2.91	99%R
LIV	-0.3	91%R
CCR	+2.9	98%R
WT\$	-\$94	
CW\$	+\$37	
MAS	+0.4	96%R
DPR	+1.2	98%R
FI	+1.0	98%R
DCE	1.6%	97%R
HHP\$	+\$700	
PL	+3.9	98%R
HCR	-2.6	97%R
SCE	1.7%	99%R
DSB	3.6%	96%R
SCR	-2.9	98%R



PERFECT

7H015085 SIEMERS RENGD PERFECT-ET
 8403200124761 99% RHA-I TR TP TC TM TV TL TY TD TE
 DMS: 135,561 aAa: 324 B-Casein: A2A2 K-Casein: BB
 Renegade x Delta-Lambda x Denver



MD-LOCUSTCREST P ZURINIAH (VG-89)
 C, C & C Savage & Tom Mercurio, Union Bridge, MD

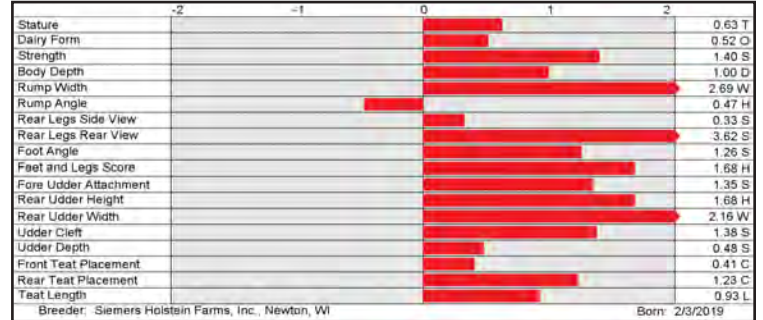


DUCKETT PERFECT HOLLY-ET (EX-90-VG-MS)
 Michael & Julie Duckett & TI, Rudolph, WI

CDCB-S Genomic Evaluation		(04/26)	23,259 Dtrs/3,292 Herds	RIP 28%
Milk	+754	99%R	Net Merit (95%R)	+\$345
Protein	+0.06%	+42	DWP\$	+\$497
Fat	+0.14%	+68	Cheese Merit	+\$373


CDCB-S/HA Genomic Evaluation		(04/26)	10,248 Dtrs/1,938 Herds	Age Adj Avg 84
Type	+1.86	UDC +1.28	FLC +2.09	BWC +1.45 99%R
GTPI +3113				

Health and Fertility		(04/26)
SCS	2.98	99%R
LIV	-7.2	96%R
CCR	-0.2	99%R
WT\$	+\$46	
CW\$	+\$9	
MAS	+2.1	98%R
DPR	-1.3	99%R
FI	-0.2	99%R
DCE	1.3%	99%R
HHP\$	+\$525	
PL	+0.8	99%R
HCR	+1.6	99%R
SCE	1.5%	99%R
DSB	3.4%	99%R
SCR	-1.9	99%R



PHOENIX

7H016468 T-SPRUCE PHOENIX 2176-ET
 8403234732161 99% RHA-I TR TP TC TV TL TY TD TE
 DMS: 561,456 aAa: 345 B-Casein: A2A2 K-Casein: AB
 Perfect x Lionel x Yoder



TRENT-WAY PHOENIX REINA-ET (GP-83)
 Trent-Way Genetics, Blanchardville, WI

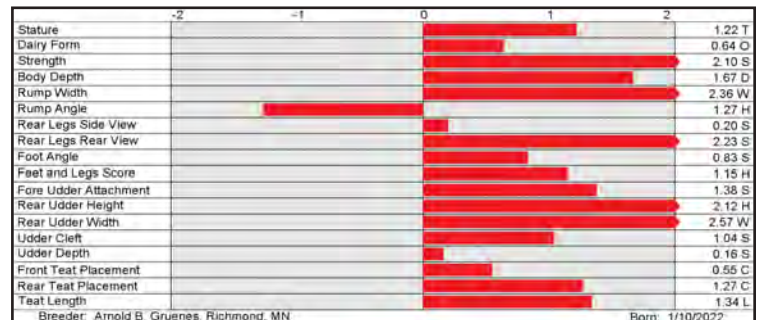


PHOENIX DAUGHTER GROUP
 Trent-Way Genetics, Blanchardville, WI

CDCB-S Genomic Evaluation		(04/26)	132 Dtrs/34 Herds	RIP 89%
Milk	+821	95%R	Net Merit (85%R)	+\$441
Protein	+0.08%	+48	DWP\$	+\$447
Fat	+0.23%	+96	Cheese Merit	+\$472

CDCB-S/HA Genomic Evaluation		(04/26)	32 Dtrs/16 Herds	Age Adj Avg 84
Type	+1.64	UDC +1.23	FLC +1.19	BWC +2.03 90%R
GTPI +3140				

Health and Fertility		(04/26)
SCS	3.05	90%R
LIV	-5.8	81%R
CCR	-1.0	83%R
WT\$	-\$160	
CW\$	+\$53	
MAS	-0.2	76%R
DPR	-3.0	82%R
FI	-1.0	84%R
DCE	2.2%	89%R
HHP\$	+\$570	
PL	-0.2	85%R
HCR	+2.4	92%R
SCE	1.7%	98%R
DSB	3.6%	86%R
SCR	+1.7	93%R



LIONEL

7H014454 MR T-SPRUCE FRAZZ LIONEL-ET
 8403142490309 98% RHA-I TR TP TC TV TL TY TD TE
 DMS: 345,135 aAa: 423 B-Casein: A2A2 K-Casein: AA
 Frazzled x Montross x Supersire



CDCB-S Genomic Evaluation		(04/26)	26,449 Dtrs/1,231 Herds	RIP 44%
Milk	+2,652	99%R	Net Merit (94%R)	+\$772
Protein	-0.07%	+68	DWPS	+\$601
Fat	+0.00%	+111	Cheese Merit	+\$758

CDCB-S/HA Genomic Evaluation		(04/26)	3,131 Dtrs/422 Herds	Age Adj Avg 81.6						
Type	-0.04	UDC	-0.17	FLC	-1.13	BWC	-0.35	99%R	GTPI	+3102

Health and Fertility		(04/26)						
SCS	2.92	99%R	MAS	-1.9	99%R	PL	+0.5	99%R
LIV	-3.7	97%R	DPR	-5.7	99%R	HCR	+1.3	99%R
CCR	-2.6	99%R	FI	-2.8	99%R	SCE	1.7%	99%R
WT\$	-\$258	DCE	2.4%	98%R	DSB	4.9%	98%R	
CW\$	-\$37	HHP\$	+\$724	SCR	-0.6	98%R		



JENNY-LOU-KJ LIONEL AIMEE (EX-90)
 Mystic Valley Dairy LLC & Kevin Jorgensen, Sauk City, WI



SYNERGY SSI DIXIE 10672-ET (VG-85)
 Synergy Farm LLC, Pulaski, WI



ZAPPA

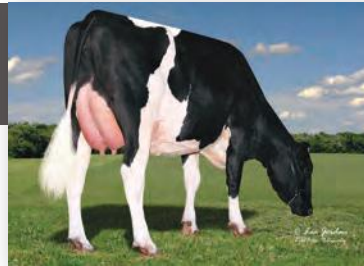
7H015754 BADGER S-S-I ZAPPA-ET
 8403216213794 99% RHA-I TR TP TC TV TL TY TD TE
 DMS: 456,345 aAa: 243 B-Casein: A1A2 K-Casein: AB
 Taos x Big AI x Outsiders



CDCB-S Genomic Evaluation		(04/26)	1,062 Dtrs/158 Herds	RIP 66%
Milk	+945	98%R	Net Merit (88%R)	+\$661
Protein	+0.03%	+39	DWPS	+\$801
Fat	+0.12%	+73	Cheese Merit	+\$683

CDCB-S/HA Genomic Evaluation		(04/26)	91 Dtrs/24 Herds	Age Adj Avg 81.5						
Type	+0.85	UDC	+0.76	FLC	+0.69	BWC	+0.23	91%R	GTPI	+3191

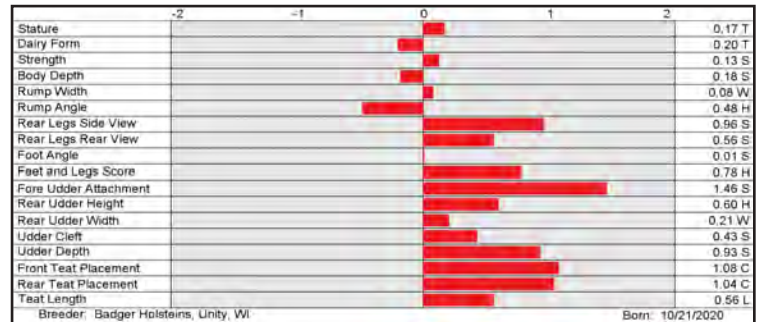
Health and Fertility		(04/26)						
SCS	2.66	97%R	MAS	+0.4	80%R	PL	+3.8	90%R
LIV	+0.6	79%R	DPR	+0.6	92%R	HCR	+0.7	91%R
CCR	+1.6	92%R	FI	+1.1	92%R	SCE	1.6%	96%R
WT\$	+\$17	DCE	1.6%	85%R	DSB	3.3%	85%R	
CW\$	+\$52	HHP\$	+\$733	SCR	+2.1	96%R		



PRAIRIELAND ZAPPA 1138-GRADE
 PrairieLand Farms, Belleville, WI



PRAIRIELAND ZAPPA 11448-GRADE
 PrairieLand Farms, Belleville, WI



BOLT ACTION

507H015927 RMD-DOTTERER BOLT ACTION-ET
 8403214742229 99% RHA-I TR TP TC TV TL TY TD TE
 DMS: 135,561 aAa: 234 B-Casein: A2A2 K-Casein: AA
 Gameday x Renegade x Blowtorch



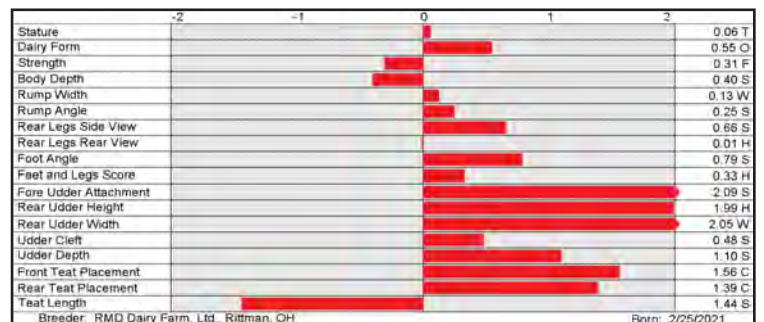
AVAILABLE ONLY IN SEXED SEMEN



CDCB-S Genomic Evaluation		(04/26)	2,318 Dtrs/60 Herds	RIP 95%
Milk	+782	99%R	Net Merit (89%R)	+\$800
Protein	+0.07%	+45	DWPS	+\$1,123
Fat	+0.27%	+105	Cheese Merit	+\$837

CDCB-S/HA Genomic Evaluation		(04/26)	69 Dtrs/21 Herds	Age Adj Avg 83.2						
Type	+1.18	UDC	+1.68	FLC	+0.28	BWC	-0.48	92%R	GTPI	+3322

Health and Fertility		(04/26)						
SCS	2.71	98%R	MAS	+1.2	84%R	PL	+2.6	90%R
LIV	-2.9	86%R	DPR	-0.4	95%R	HCR	-0.3	97%R
CCR	+0.6	94%R	FI	+0.4	95%R	SCE	1.1%	97%R
WT\$	+\$162	DCE	1.9%	85%R	DSB	3.6%	80%R	
CW\$	+\$72	HHP\$	+\$850	SCR	+0.6	95%R		



7H015778 T-SPRUCE S-S-I BEETHOVEN-ET 8403223871576

99% RHA-I TR TP TC TM TV TL TY TD TE DMS: 561,126 aAa: 423 B-Casein: A2A2 K-Casein: BB

CDCB-S Genomic Evaluation (04/26) 3,243 Dtrs/193 Herds RIP 49%

Milk	+1,185	99%R	Net Merit (90%R)	+\$660
Protein	+0.07%	+57	DWP\$	+\$917
Fat	+0.14%	+88	Cheese Merit	+\$696

CDCB-S/HA Genomic Evaluation (04/26) 565 Dtrs/54 Herds Age Adj Avg 82

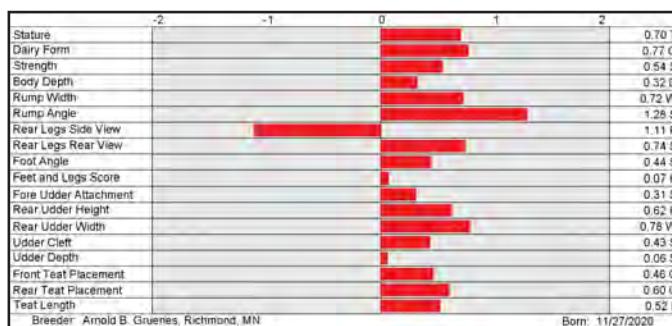
Type	+0.53	UDC	+0.31	FLC	+0.06	BWC	+0.34	99%R	GTPI	+3141
------	-------	-----	-------	-----	-------	-----	-------	------	------	-------

Health and Fertility (04/26)

SCS	2.69	99%R	MAS	+0.5	91%R	PL	+2.5	94%R
LIV	+0.9	86%R	DPR	-2.7	96%R	HCR	-3.0	96%R
CCR	-2.0	96%R	FI	-2.5	96%R	SCE	1.9%	99%R
WT\$	+\$85		DCE	1.8%	94%R	DSB	4.5%	95%R
CW\$	+\$24		HHP\$	+\$754		SCR	+1.4	96%R



Taos x Legacy x Delta-Worth



250H016074 OCD PERFECT FIGARO-ET 8403223868608

99% RHA-I TR TP TC TV TL TY TD TE DMS: 135,123 aAa: 342 B-Casein: A1A2 K-Casein: BE

CDCB-S Genomic Evaluation (04/26) 2,717 Dtrs/204 Herds RIP 71%

Milk	+1,124	99%R	Net Merit (90%R)	+\$568
Protein	+0.02%	+41	DWP\$	+\$737
Fat	+0.11%	+78	Cheese Merit	+\$579

CDCB-S/HA Genomic Evaluation (04/26) 505 Dtrs/81 Herds Age Adj Avg 83.7

Type	+1.92	UDC	+1.51	FLC	+1.76	BWC	+0.66	99%R	GTPI	+3209
------	-------	-----	-------	-----	-------	-----	-------	------	------	-------

Health and Fertility (04/26)

SCS	2.93	99%R	MAS	+2.2	86%R	PL	+1.4	91%R
LIV	-3.0	79%R	DPR	-0.8	95%R	HCR	+1.5	96%R
CCR	-0.3	95%R	FI	+0.0	95%R	SCE	1.4%	99%R
WT\$	-\$108		DCE	1.3%	95%R	DSB	3.5%	96%R
CW\$	+\$43		HHP\$	+\$711		SCR	+0.6	98%R



Perfect x Coffee x Burley



250H016290 WESTCOAST GD BLAKELY-ET CAN14003904

99% RHA-I TR TP TC TM TV TL TY TD TE DMS: 561,126 aAa: 234 B-Casein: A2A2 K-Casein: AB

CDCB-S Genomic Evaluation (04/26) 1,005 Dtrs/436 Herds RIP 84%

Milk	+95	94%R	Net Merit (85%R)	+\$437
Protein	+0.08%	+23	DWP\$	+\$577
Fat	+0.23%	+65	Cheese Merit	+\$471

CDCB-S/HA Genomic Evaluation (04/26) 435 Dtrs/239 Herds Age Adj Avg 86

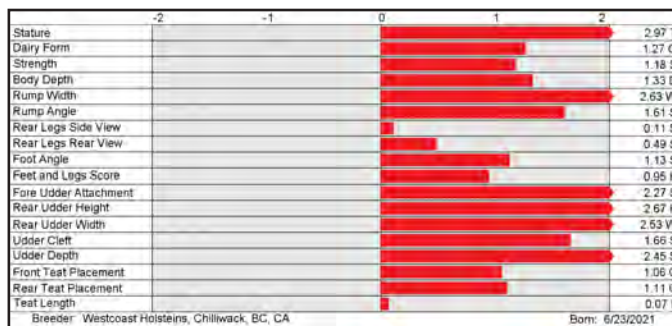
Type	+2.22	UDC	+1.82	FLC	+0.26	BWC	+1.49	86%R	GTPI	+3095
------	-------	-----	-------	-----	-------	-----	-------	------	------	-------

Health and Fertility (04/26)

SCS	2.69	93%R	MAS	+2.5	82%R	PL	+2.6	87%R
LIV	-1.4	82%R	DPR	-0.3	83%R	HCR	+1.1	88%R
CCR	+0.4	83%R	FI	+0.5	84%R	SCE	1.8%	95%R
WT\$	+\$87		DCE	1.9%	85%R	DSB	3.7%	82%R
CW\$	+\$51		HHP\$	+\$591		SCR	+2.0	94%R



Gameday x Popstar x Topnotch



7H015937 SANDY-VALLEY ESQUIRE-ET 8403209481391

99% RHA-I TR TP TC TM TV TL TY TD TE DMS: 135,561 aAa: 423 B-Casein: A2A2 K-Casein: AB

CDCB-S Genomic Evaluation (04/26) 1,368 Dtrs/174 Herds RIP 81%

Milk	+1,530	99%R	Net Merit (89%R)	+\$478
Protein	+0.00%	+49	DWP\$	+\$478
Fat	-0.17%	+16	Cheese Merit	+\$487

CDCB-S/HA Genomic Evaluation (04/26) 350 Dtrs/65 Herds Age Adj Avg 83.2

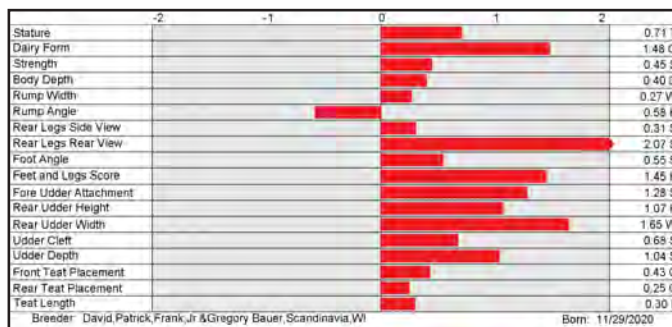
Type	+1.57	UDC	+1.04	FLC	+1.49	BWC	-0.13	97%R	GTPI	+3086
------	-------	-----	-------	-----	-------	-----	-------	------	------	-------

Health and Fertility (04/26)

SCS	2.76	97%R	MAS	+1.4	82%R	PL	+4.9	90%R
LIV	+0.2	77%R	DPR	-0.4	92%R	HCR	+0.1	95%R
CCR	+1.0	92%R	FI	-0.1	93%R	SCE	1.5%	98%R
WT\$	+\$20		DCE	1.6%	93%R	DSB	3.2%	91%R
CW\$	+\$4		HHP\$	+\$536		SCR	-1.8	97%R



Taos x Brass x Apprentice*Rc



7H015778 BEETHOVEN



LARS-ACRES BEETHOVN RISE-ET (GP-80)
Larson Acres, Inc., Evansville, WI

250H016074 FIGARO



FIGARO DAUGHTER GROUP
Summit Farms LLC, Plymouth, WI

250H016290 BLAKELY



BLAKELY DAUGHTER GROUP
Harry & Joanne Van Der Linden, Briery Brook, NS, CAN

7H015937 ESQUIRE



WILRA S-S-I ESQUIRE 5768-ET
Wilra Farms Inc., Nashville, IL

7H015597 S-S-I HD FLOYD RICHE-ET 8403145445091

99% RHA-I TR TP TC TV TL TY TD TE DMS: 123,126 aAa: 426 B-Casein: A2A2 K-Casein: AB

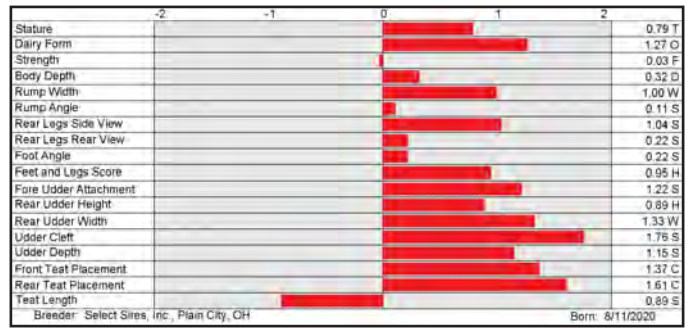
CDCB-S Genomic Evaluation		(04/26)	826 Dtrs/166 Herds	RIP 43%
Milk	+628	98%R	Net Merit (88%R)	+\$778
Protein	+0.04%	+32	DWP\$	+\$933
Fat	+0.26%	+96	Cheese Merit	+\$803

CDCB-S/HA Genomic Evaluation		(04/26)	172 Dtrs/26 Herds	Age Adj Avg 81.9
Type	+1.22	UDC +1.06	FLC +0.61	BWC -0.24
			92%R	GTPI +3183

Health and Fertility		(04/26)	
SCS	2.72	96%R	MAS +2.7 80%R
LIV	+1.5	78%R	DPR -2.1 92%R
CCR	-1.3	92%R	FI -0.9 92%R
WT\$	+\$154	DCE 1.8%	90%R
CW\$	+\$51	HHP\$ +\$760	SCR +1.4 97%R



Floyd x Nugent x Markley



7H016275 OCD DELUXE T REX-ET 8403236792874

99% RHA-I TR TP TC TV TL TY TD TE DMS: 345,234 aAa: 651 B-Casein: A2A2 K-Casein: AB

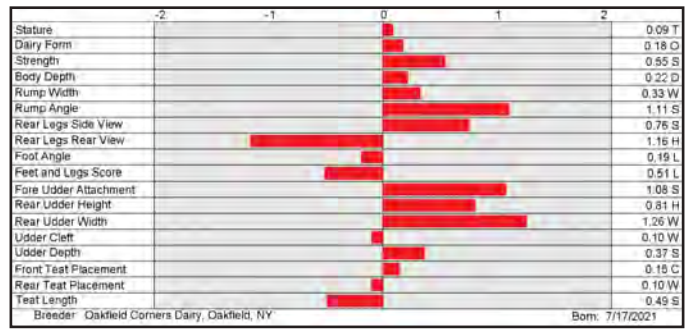
CDCB-S Genomic Evaluation		(04/26)	177 Dtrs/30 Herds	RIP 94%
Milk	+738	94%R	Net Merit (85%R)	+\$730
Protein	+0.07%	+43	DWP\$	+\$900
Fat	+0.24%	+95	Cheese Merit	+\$765

CDCB-S/HA Genomic Evaluation		(04/26)	61 Dtrs/12 Herds	Age Adj Avg 80.1
Type	+0.44	UDC +0.72	FLC -0.72	BWC +0.41
			89%R	GTPI +3213

Health and Fertility		(04/26)	
SCS	2.73	91%R	MAS +2.2 76%R
LIV	+0.0	80%R	DPR -0.2 88%R
CCR	+1.3	88%R	FI +0.9 88%R
WT\$	+\$93	DCE 1.1%	76%R
CW\$	-\$16	HHP\$ +\$883	SCR -0.6 86%R



Deluxe x Legacy x Dynamo



7H015465 PLAIN-KNOLL CRUSHER-ET 8403149934677

99% RHA-I TR TP TC TM TV TL TY TD TE DMS: 135,345 aAa: 243 B-Casein: A1A2 K-Casein: AA

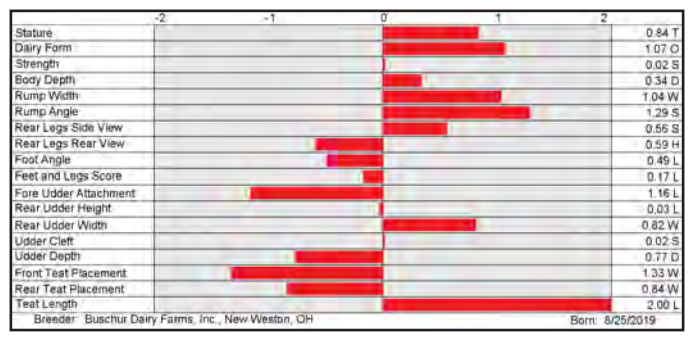
CDCB-S Genomic Evaluation		(04/26)	2,588 Dtrs/174 Herds	RIP 22%
Milk	+191	99%R	Net Merit (91%R)	+\$940
Protein	+0.13%	+40	DWP\$	+\$927
Fat	+0.42%	+119	Cheese Merit	+\$990

CDCB-S/HA Genomic Evaluation		(04/26)	450 Dtrs/56 Herds	Age Adj Avg 81.9
Type	-0.02	UDC -0.66	FLC -0.50	BWC -0.09
			98%R	GTPI +3163

Health and Fertility		(04/26)	
SCS	2.89	99%R	MAS +0.5 92%R
LIV	+3.3	87%R	DPR -1.3 97%R
CCR	-1.0	97%R	FI -0.4 96%R
WT\$	-\$46	DCE 1.7%	95%R
CW\$	+\$36	HHP\$ +\$845	SCR +1.0 97%R



Calvary x Legendary x Josuper



7H015396 FLY-HIGHER HUCK-ET 8403210341485

99% RHA-I TR TP TC TV TL TY TD TE DMS: 135,561 aAa: 234 B-Casein: A2A2 K-Casein: BB

CDCB-S Genomic Evaluation		(04/26)	1,261 Dtrs/163 Herds	RIP 19%
Milk	+1,933	99%R	Net Merit (90%R)	+\$731
Protein	-0.01%	+61	DWP\$	+\$820
Fat	-0.01%	+78	Cheese Merit	+\$737

CDCB-S/HA Genomic Evaluation		(04/26)	474 Dtrs/65 Herds	Age Adj Avg 82.1
Type	+0.94	UDC +0.85	FLC -0.54	BWC +0.07
			97%R	GTPI +3241


Health and Fertility		(04/26)	
SCS	2.92	97%R	MAS +0.2 87%R
LIV	-0.7	82%R	DPR -1.2 93%R
CCR	+0.7	93%R	FI +0.3 93%R
WT\$	-\$48	DCE 1.7%	89%R
CW\$	+\$40	HHP\$ +\$778	SCR -0.4 87%R



Legacy x Yoda x Hurricane

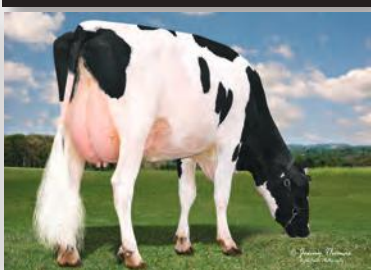


7H015597 RICHE




SCHUELLER RICHE 4154
Destiny Farms LLC, Marshfield, WI

7H016275 T REX



OCD KINGBOY 3103-ET (EX-90-DOM)
Fourth dam of T REX

7H015465 CRUSHER



LARS-ACRES SSI C 26381-ET (GP-81-DOM)
Larson Acres, Inc., Evansville, WI

7H015396 HUCK



ADAWAY HUCK 3115-ET (VG-85)
Adaway Dairy LLC, Waucoma, IA

250H015955 AOT PERFECT HARMONY-ET 8403220248849

99% RHA-I TR TP TC TM TV TL TY TD TE DMS: 234,345 aAa: 423 B-Casein: A1A2 K-Casein: AB

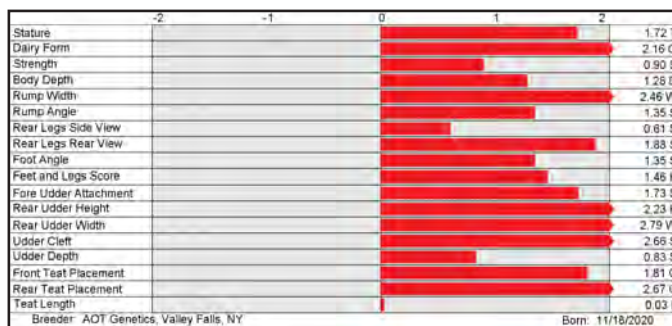
CDCB-S Genomic Evaluation		(04/26)	1,985 Dtrs/378 Herds	RIP 71%
Milk	+1,468	99%R	Net Merit (90%R)	+\$514
Protein	+0.02%	+54	DWP\$	+\$196
Fat	+0.07%	+79	Cheese Merit	+\$529

CDCB-S/HA Genomic Evaluation		(04/26)	534 Dtrs/181 Herds	Age Adj Avg 84.7
Type	+2.16	UDC +1.70	FLC +1.26	BWC +0.55
				97%R
				GTPI +3197

Health and Fertility		(04/26)	
SCS	2.95	98%R	MAS +0.6
LIV	-5.3	79%R	DPR -2.1
CCR	-2.1	94%R	FI -1.6
WT\$	-\$232	DCE 1.5%	92%R
CW\$	-\$77	HHP\$ +\$587	SCR +1.9



Perfect x Positive x Delta



250H014134 S-S-I PR RENEGADE-ET 8403142352961

99% RHA-I TR TP TC TM TV TL TY TD TE DMS: 561,126 aAa: 213 B-Casein: A1A2 K-Casein: BB

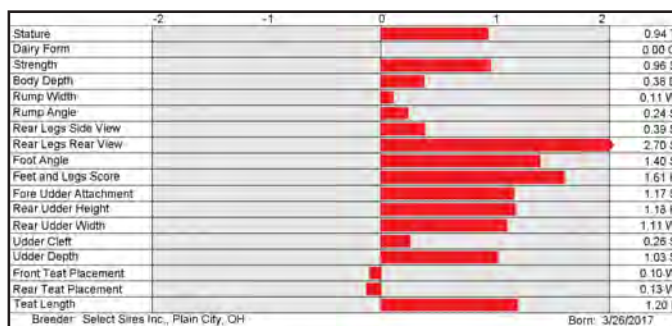
CDCB-S Genomic Evaluation		(04/26)	29,007 Dtrs/4,899 Herds	RIP 16%
Milk	+811	99%R	Net Merit (95%R)	+\$279
Protein	+0.06%	+43	DWP\$	+\$293
Fat	+0.10%	+61	Cheese Merit	+\$305

CDCB-S/HA Genomic Evaluation		(04/26)	12,705 Dtrs/2,679 Herds	Age Adj Avg 83.4
Type	+1.19	UDC +0.73	FLC +1.76	BWC +0.96
				99%R
				GTPI +3041

Health and Fertility		(04/26)	
SCS	3.01	99%R	MAS -0.1
LIV	-7.0	97%R	DPR +0.6
CCR	+1.4	99%R	FI +0.7
WT\$	-\$120	DCE 1.5%	99%R
CW\$	-\$26	HHP\$ +\$484	SCR -1.8



Jaltaok x Millington x Davinci



7H014985 S-S-I RENEGADE RUPERT-ET 8403202794675

99% RHA-I TR TP TC TM TV TL TY TD TE DMS: 345,234 aAa: 342 B-Casein: A2A2 K-Casein: BB

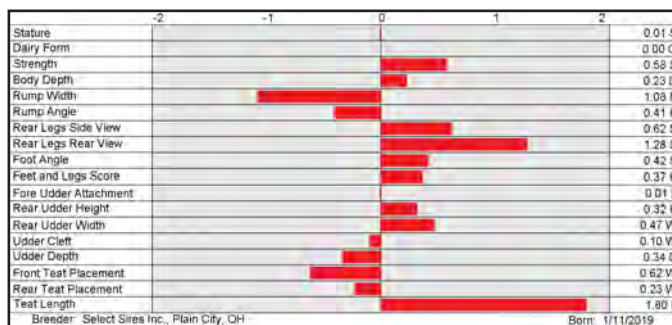
CDCB-S Genomic Evaluation		(04/26)	2,738 Dtrs/500 Herds	RIP 20%
Milk	+1,629	99%R	Net Merit (91%R)	+\$643
Protein	+0.00%	+54	DWP\$	+\$589
Fat	+0.05%	+82	Cheese Merit	+\$649

CDCB-S/HA Genomic Evaluation		(04/26)	955 Dtrs/251 Herds	Age Adj Avg 80.4
Type	+0.33	UDC -0.06	FLC +0.60	BWC +0.25
				95%R
				GTPI +3149

Health and Fertility		(04/26)	
SCS	3.04	98%R	MAS -1.8
LIV	-2.5	86%R	DPR +1.2
CCR	+2.3	96%R	FI +1.1
WT\$	-\$163	DCE 2.0%	91%R
CW\$	+\$11	HHP\$ +\$704	SCR -2.6



Renegade x Matters x Stoic



7H015830 ADAWAY TAOS WATNE-ET 8403213139443

99% RHA-I TR TP TC TM TV TL TY TD TE B-Casein: A2A2 K-Casein: BB


CDCB-S Genomic Evaluation		(04/26)	71 Dtrs/24 Herds	RIP 15%
Milk	+1,414	92%R	Net Merit (83%R)	+\$488
Protein	+0.03%	+55	DWP\$	+\$703
Fat	-0.01%	+57	Cheese Merit	+\$508

CDCB-S/HA Genomic Evaluation		(04/26)	46 Dtrs/18 Herds	Age Adj Avg 80.7
Type	+1.06	UDC +0.56	FLC +0.48	BWC +1.64
				89%R
				GTPI +3161


Health and Fertility		(04/26)	
SCS	2.90	89%R	MAS +0.4
LIV	-1.8	77%R	DPR +1.8
CCR	+2.4	84%R	FI +1.5
WT\$	+\$88	DCE 1.7%	74%R
CW\$	+\$31	HHP\$ +\$722	SCR +2.6



Taos x Helix x Tango




250H015955 HARMONY



ANGELINE GRACE HARMONY (VG-85-VG-MS)
Ferme Gilles Levesque & Fils Inc., Agne-Gardien, QC, CAN

250H014134 RENEGADE




HORSENS SSI 3103 12374-ET (VG-88)
Destiny Farms LLC, Marshfield, WI

7H014985 RUPERT



LARS-ACRES RUPERT STELLE (GP-82)
Larson Acres, Inc., Evansville, WI

7H015830 WATNE



JOBO WATNE 11568 (VG-85)
Jobo Farm LLC, Gettysburg, PA

14HO15926 LEVEL-PLAIN TDG VAN GOGH-ET 8403208694569

99% RHA-I TR TP TC TV TL TY TD TE DMS: 246 aAa: 453 B-Casein: A2A2 K-Casein: AB

CDCB-S Genomic Evaluation (04/26)			
3,561 Dtrs/88 Herds		RIP 88%	
Milk	+1,265	99%R	Net Merit (89%R) +\$897
Protein	+0.02%	+46	DWP\$ +\$1,041
Fat	+0.19%	+106	Cheese Merit +\$914

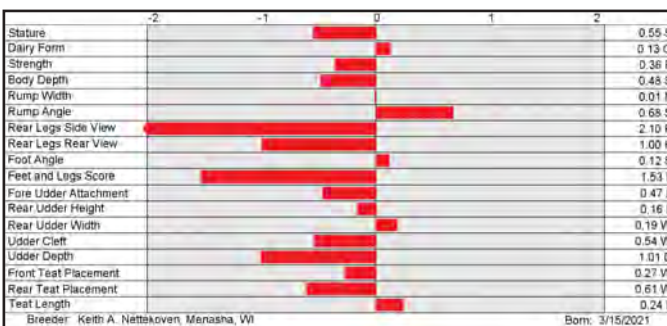
CDCB-S/HA Genomic Evaluation (04/26)			
399 Dtrs/42 Herds		Age Adj Avg 81.1	
Type	-0.55	UDC	-0.31
FLC	-1.40	BWC	-0.49
98%R	GTPI +3041		

Health and Fertility (04/26)

SCS	2.74	99%R	MAS	+2.2	88%R	PL	+3.5	90%R
LIV	+1.7	76%R	DPR	-3.6	96%R	HCR	-4.1	97%R
CCR	-3.5	95%R	FI	-3.1	96%R	SCE	1.2%	98%R
WT\$	+\$68	DCE	1.5%	93%R	DSB	2.9%	90%R	
CW\$	+\$82	HHP\$	+\$855	SCR	+0.3	95%R		



Top Dog x Acura x Achiever



14HO16236 S-S-I PAYLOAD UNDERTONE 8403241466404

99% RHA-I TR TP TC TV TL TY TD TE DMS: 234,246 aAa: 243 B-Casein: A1A2 K-Casein: AB

CDCB-S Genomic Evaluation (04/26)			
168 Dtrs/26 Herds		RIP 96%	
Milk	+789	94%R	Net Merit (84%R) +\$999
Protein	+0.11%	+55	DWP\$ +\$909
Fat	+0.29%	+111	Cheese Merit +\$1,049


CDCB-S/HA Genomic Evaluation (04/26)			
27 Dtrs/8 Herds		Age Adj Avg 80.9	
Type	-0.06	UDC	+0.44
FLC	-0.60	BWC	-1.75
87%R	GTPI +3271		

Health and Fertility (04/26)

SCS	2.72	90%R	MAS	-0.3	75%R	PL	+2.9	86%R
LIV	+0.0	80%R	DPR	-1.4	85%R	HCR	-0.3	90%R
CCR	-1.1	85%R	FI	-0.8	86%R	SCE	1.2%	96%R
WT\$	-\$52	DCE	1.4%	84%R	DSB	3.9%	81%R	
CW\$	+\$4	HHP\$	+\$931	SCR	-0.3	82%R		



Payload x Biggelo x Hodedoe



14HO16393 PINE-TREE ORGANIC-ET 8403147135994

99% RHA-I TR TP TC TV TL TY TD TE DMS: 345,456 aAa: 243 B-Casein: A2A2 K-Casein: BB

CDCB-S Genomic Evaluation (04/26)			
440 Dtrs/38 Herds		RIP 93%	
Milk	-87	98%R	Net Merit (87%R) +\$771
Protein	+0.10%	+24	DWP\$ +\$1,024
Fat	+0.15%	+37	Cheese Merit +\$816

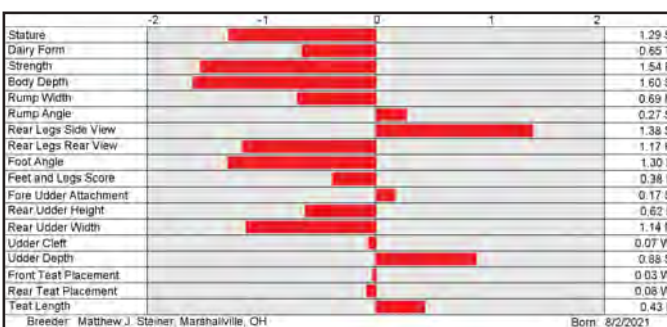
CDCB-S/HA Genomic Evaluation (04/26)			
25 Dtrs/7 Herds		Age Adj Avg 80.9	
Type	-0.56	UDC	+0.08
FLC	-0.40	BWC	-1.35
87%R	GTPI +3069		

Health and Fertility (04/26)

SCS	2.66	94%R	MAS	+4.5	77%R	PL	+7.2	88%R
LIV	+4.7	82%R	DPR	+2.6	89%R	HCR	+3.1	92%R
CCR	+4.1	89%R	FI	+3.2	90%R	SCE	1.0%	97%R
WT\$	+\$269	DCE	0.9%	82%R	DSB	2.8%	83%R	
CW\$	+\$39	HHP\$	+\$801	SCR	+0.6	92%R		



Massey x Pursuit x Achiever



14HO16082 OCD GAMEDAY FRAMPTON-ET 8403223868846

99% RHA-I TR TP TC TV TL TY TD MW DMS: 126,246 aAa: 243 B-Casein: A2A2 K-Casein: AA

CDCB-S Genomic Evaluation (04/26)			
991 Dtrs/84 Herds		RIP 88%	
Milk	+1,119	99%R	Net Merit (89%R) +\$790
Protein	+0.01%	+39	DWP\$ +\$928
Fat	+0.17%	+94	Cheese Merit +\$803

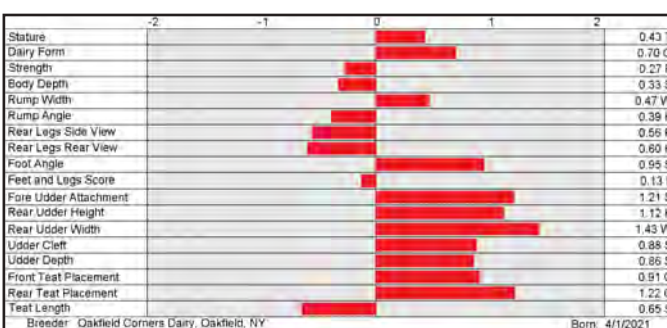
CDCB-S/HA Genomic Evaluation (04/26)			
104 Dtrs/23 Herds		Age Adj Avg 83.4	
Type	+1.01	UDC	+1.07
FLC	-0.30	BWC	-0.37
93%R	GTPI +3212		

Health and Fertility (04/26)


SCS	2.73	96%R	MAS	+5.1	78%R	PL	+2.9	89%R
LIV	+0.6	76%R	DPR	-1.6	91%R	HCR	+1.2	94%R
CCR	-1.0	90%R	FI	-0.5	91%R	SCE	1.6%	98%R
WT\$	+\$106	DCE	1.7%	90%R	DSB	3.5%	91%R	
CW\$	+\$27	HHP\$	+\$858	SCR	+0.4	97%R		



Gameday x Tahiti x Dynamo



14HO15926 VAN GOGH



LARS-ACRES SSI VG 28729-ET (GP-82)
Larson Acres, Evansville, WI

14HO16236 UNDERTONE



S-S-I SNOWMAN RACHEL7516-ET (EX-90-DOM)
Sixth dam of UNDERTONE

14HO16393 ORGANIC



ORGANIC

14HO16082 FRAMPTON



WILRA S-S-I FRAMPTN 6045-ET (VG-85)
Wilra Farms Inc., Nashville, IL

7H015523 SIEMERS TWN PARSLY 32480-ET 8403208357105

99% RHA-I TR TP TC TV TL TY TD TE DMS: 561,126 aAa: 324 B-Casein: A2A2 K-Casein: BB HH5C

CDCB-S Genomic Evaluation		(04/26)	10,831 Dtrs/1,361 Herds	RIP 29%
---------------------------	--	---------	-------------------------	---------

Milk	+1,136	99%R	Net Merit (91%R)	+\$535
Protein	+0.04%	+49	DWP\$	+\$625
Fat	+0.02%	+52	Cheese Merit	+\$557

CDCB-S/HA Genomic Evaluation		(04/26)	3,129 Dtrs/623 Herds	Age Adj Avg 82.7
------------------------------	--	---------	----------------------	------------------

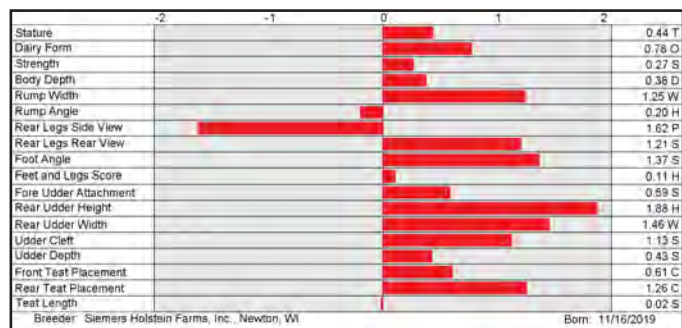
Type	+0.86	UDC	+1.11	FLC	+0.28	BWC	+0.17	98%R	GTPI	+3100
------	-------	-----	-------	-----	-------	-----	-------	------	------	-------

Health and Fertility		(04/26)
----------------------	--	---------

SCS	2.93	99%R	MAS	+1.0	95%R	PL	+2.2	98%R
LIV	-1.1	90%R	DPR	-0.2	98%R	HCR	+0.6	97%R
CCR	+0.9	98%R	FI	+0.4	98%R	SCE	1.7%	99%R
WT\$	+\$15	DCE	1.4%	97%R	DSB	3.8%	97%R	
CW\$	+\$36	HHP\$	+\$636	SCR	+0.3	98%R		



Town x Delta-Lambda x Denver



Breeder: Siemers Holstein Farms, Inc. Newton, WI Born: 11/16/2019

7H015624 OCD SUPERB-ET 8403211003479

99% RHA-I TR TP TC TV TL TY TD TE DMS: 345,135 aAa: 351 B-Casein: A2A2 K-Casein: BB

CDCB-S Genomic Evaluation		(04/26)	166 Dtrs/20 Herds	RIP 0%
---------------------------	--	---------	-------------------	--------

Milk	+811	95%R	Net Merit (85%R)	+\$523
Protein	+0.04%	+38	DWP\$	+\$737
Fat	+0.12%	+65	Cheese Merit	+\$547

CDCB-S/HA Genomic Evaluation		(04/26)	73 Dtrs/12 Herds	Age Adj Avg 82
------------------------------	--	---------	------------------	----------------

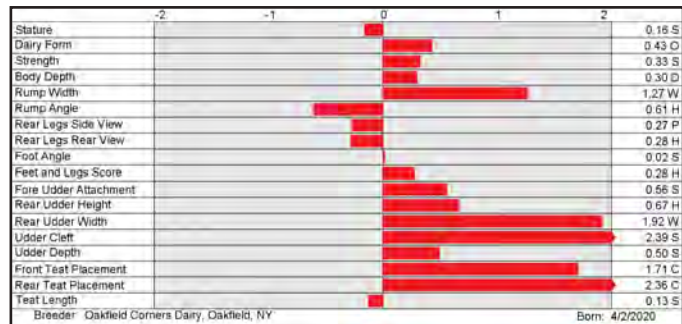
Type	+0.91	UDC	+1.20	FLC	+0.19	BWC	+0.24	89%R	GTPI	+3098
------	-------	-----	-------	-----	-------	-----	-------	------	------	-------

Health and Fertility		(04/26)
----------------------	--	---------

SCS	2.78	92%R	MAS	+0.6	78%R	PL	+1.9	88%R
LIV	-0.8	79%R	DPR	+0.2	87%R	HCR	-0.7	82%R
CCR	+1.4	87%R	FI	+0.6	86%R	SCE	1.4%	85%R
WT\$	-\$142	DCE	1.6%	73%R	DSB	4.5%	68%R	
CW\$	+\$18	HHP\$	+\$635	SCR	-0.4	87%R		



Einstein x House x Rubicon



Breeder: Oakfield Corners Dairy, Oakfield, NY Born: 4/2/2020

7H015471 SYNERGY RENEGADE ZZ TOP-ET 8403209086217

99% RHA-I TR TP TC TM TV TL TY TD TE DMS: 123,135 aAa: 243 B-Casein: A1A2 K-Casein: BB

CDCB-S Genomic Evaluation		(04/26)	6,606 Dtrs/1,171 Herds	RIP 20%
---------------------------	--	---------	------------------------	---------

Milk	+1,663	99%R	Net Merit (91%R)	+\$403
Protein	+0.02%	+60	DWP\$	+\$375
Fat	-0.06%	+53	Cheese Merit	+\$416

CDCB-S/HA Genomic Evaluation		(04/26)	2,700 Dtrs/465 Herds	Age Adj Avg 83
------------------------------	--	---------	----------------------	----------------

Type	+1.13	UDC	+0.83	FLC	+1.56	BWC	-0.02	98%R	GTPI	+3109
------	-------	-----	-------	-----	-------	-----	-------	------	------	-------

Health and Fertility		(04/26)
----------------------	--	---------

SCS	3.04	98%R	MAS	+0.6	90%R	PL	+0.1	96%R
LIV	-6.1	85%R	DPR	-0.4	96%R	HCR	-0.2	94%R
CCR	-0.5	96%R	FI	-0.1	96%R	SCE	1.4%	98%R
WT\$	-\$96	DCE	1.2%	93%R	DSB	3.6%	94%R	
CW\$	-\$75	HHP\$	+\$551	SCR	-1.5	93%R		



Renegade x Zipit-P x Josuper



Breeder: Synergy Farm LLC, Pulaski, WI Born: 7/10/2019

7H015204 FLY-HIGHER MELLENCAMP-ET 8403150997179

99% RHA-I TR TP TC TM TV TL TY TD TE DMS: 345,135 aAa: 432 B-Casein: A2A2 K-Casein: BB

CDCB-S Genomic Evaluation		(04/26)	3,054 Dtrs/606 Herds	RIP 1%
---------------------------	--	---------	----------------------	--------

Milk	+843	96%R	Net Merit (88%R)	+\$321
Protein	+0.07%	+46	DWP\$	+\$266
Fat	-0.01%	+32	Cheese Merit	+\$347

CDCB-S/HA Genomic Evaluation		(04/26)	818 Dtrs/222 Herds	Age Adj Avg 81.8
------------------------------	--	---------	--------------------	------------------

Type	+1.07	UDC	+0.61	FLC	+0.75	BWC	+0.18	94%R	GTPI	+2989
------	-------	-----	-------	-----	-------	-----	-------	------	------	-------

Health and Fertility		(04/26)
----------------------	--	---------

SCS	3.11	94%R	MAS	-0.6	80%R	PL	+1.4	92%R
LIV	-2.4	80%R	DPR	+0.5	89%R	HCR	+2.1	86%R
CCR	+1.4	89%R	FI	+1.2	88%R	SCE	1.4%	97%R
WT\$	-\$111	DCE	1.5%	81%R	DSB	3.6%	83%R	
CW\$	-\$47	HHP\$	+\$409	SCR	-0.1	96%R		

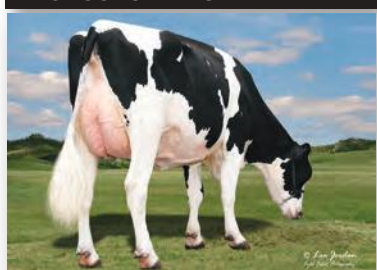


Renegade x Samuri x Supershot




Breeder: Fly-Higher Holsteins LLC, Valley Falls, NY Born: 2/19/2019

7H015523 PARSLY



JOB0 10905 (VG-88)
Jobo Farm LLC, Gettysburg, PA

7H015624 SUPERB




UFM-DUBS SHERAY-ET (EX-90-DOM)
Sixth dam of SUPERB

7H015471 ZZ TOP



ZZ TOP 447
Az. Agr. Valle Marco, Goito, MN

7H015204 MELLENCAMP



HIGHBANKS MELLENCAMP 50582-GRADE
Highbanks Dairy LLC, Perry, NY

14H015301 MATCREST RIVETING GORDY-ET 8403207410336

99% RHA-I TR TP TC TM TV TL TY TD TE DMS: 234,345 aAa: 342 B-Casein: A1A2 K-Casein: AB

CDCB-S Genomic Evaluation (04/26) 4,452 Dtrs/270 Herds RIP 21%

Milk	+967	99%R	Net Merit (93%R)	+\$710
Protein	+0.00%	+33	DWP\$	+\$799
Fat	+0.13%	+75	Cheese Merit	+\$720

CDCB-S/HA Genomic Evaluation (04/26) 208 Dtrs/47 Herds Age Adj Avg 80.6

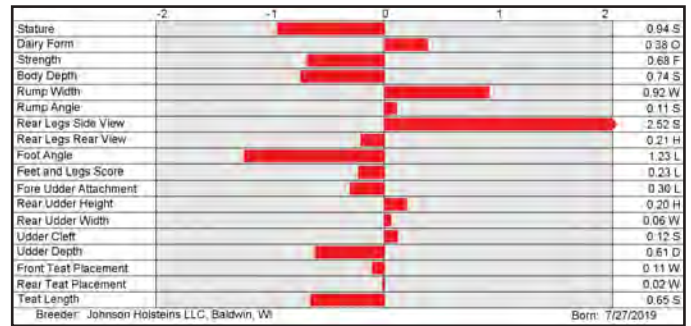
Type	+0.06	UDC	+0.05	FLC	-0.21	BWC	-0.79	95%R	GTPI	+3019
------	-------	-----	-------	-----	-------	-----	-------	------	------	-------

Health and Fertility (04/26)

SCS	2.79	99%R	MAS	+3.0	94%R	PL	+3.2	97%R
LIV	+0.2	89%R	DPR	-0.9	98%R	HCR	+1.4	96%R
CCR	-0.9	98%R	FI	-0.3	98%R	SCE	1.3%	99%R
WT\$	+\$20		DCE	1.9%	95%R	DSB	4.4%	93%R
CW\$	+\$30		HHP\$	+\$707		SCR	+1.7	97%R



Riveting x Granite x Delta



14H016391 PINE-TREE EASTON-ET 8403147135998

99% RHA-I TR TP TC TM TV TL TY TD TE DMS: 123,135 aAa: 423 B-Casein: A2A2 K-Casein: BB

CDCB-S Genomic Evaluation (04/26) 1,623 Dtrs/115 Herds RIP 93%

Milk	+1,080	99%R	Net Merit (89%R)	+\$667
Protein	+0.01%	+39	DWP\$	+\$695
Fat	+0.01%	+48	Cheese Merit	+\$681

CDCB-S/HA Genomic Evaluation (04/26) 299 Dtrs/40 Herds Age Adj Avg 82.7

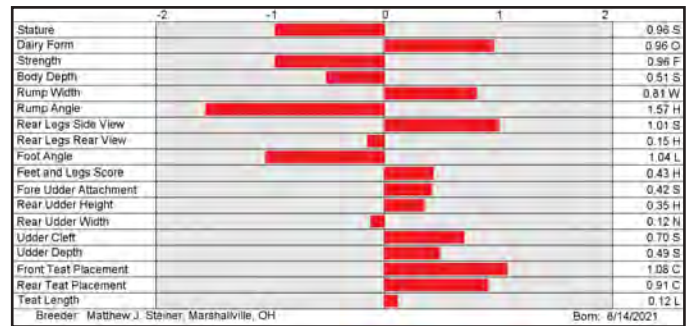
Type	+0.62	UDC	+0.64	FLC	+0.44	BWC	-1.27	96%R	GTPI	+3090
------	-------	-----	-------	-----	-------	-----	-------	------	------	-------

Health and Fertility (04/26)

SCS	2.79	98%R	MAS	+2.5	77%R	PL	+3.0	89%R
LIV	-0.5	85%R	DPR	-0.1	92%R	HCR	+2.6	96%R
CCR	+0.2	91%R	FI	+0.8	93%R	SCE	1.2%	99%R
WT\$	+\$0		DCE	1.2%	96%R	DSB	2.9%	95%R
CW\$	+\$47		HHP\$	+\$645		SCR	-0.8	96%R



Outcome x Pursuit x Achiever



14H015831 SANDY-VALLEY TAOS EAST-ET 8403209481389

99% RHA-I TR TP TC TM TV TL TY TD TE DMS: 345,135 aAa: 534 B-Casein: A1A2 K-Casein: AB

CDCB-S Genomic Evaluation (04/26) 1,187 Dtrs/88 Herds RIP 71%

Milk	+1,827	99%R	Net Merit (89%R)	+\$689
Protein	+0.00%	+60	DWP\$	+\$860
Fat	-0.02%	+70	Cheese Merit	+\$698

CDCB-S/HA Genomic Evaluation (04/26) 94 Dtrs/17 Herds Age Adj Avg 81.9

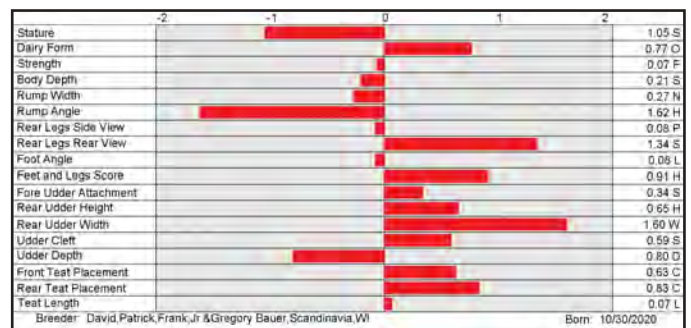
Type	+0.90	UDC	+0.78	FLC	+1.27	BWC	-0.72	90%R	GTPI	+3174
------	-------	-----	-------	-----	-------	-----	-------	------	------	-------

Health and Fertility (04/26)

SCS	2.91	97%R	MAS	+0.1	84%R	PL	+3.0	90%R
LIV	-1.6	78%R	DPR	-2.2	93%R	HCR	-0.6	92%R
CCR	-2.0	93%R	FI	-1.9	93%R	SCE	1.1%	97%R
WT\$	-\$28		DCE	1.5%	86%R	DSB	3.4%	85%R
CW\$	+\$42		HHP\$	+\$675		SCR	+1.8	97%R



Taos x Brass x Apprentice*Rc



14H014629 S-S-I BG FESTIVS SERTOLI-ET 8403149391640

99% RHA-I TR TP TC TM TV TL TY TD TE DMS: 135,561 aAa: 243 B-Casein: A1A2 K-Casein: BB

CDCB-S Genomic Evaluation (04/26) 5,865 Dtrs/1,085 Herds RIP 27%

Milk	+950	99%R	Net Merit (91%R)	+\$485
Protein	+0.02%	+37	DWP\$	+\$573
Fat	+0.06%	+55	Cheese Merit	+\$501

CDCB-S/HA Genomic Evaluation (04/26) 1,083 Dtrs/301 Herds Age Adj Avg 82.3

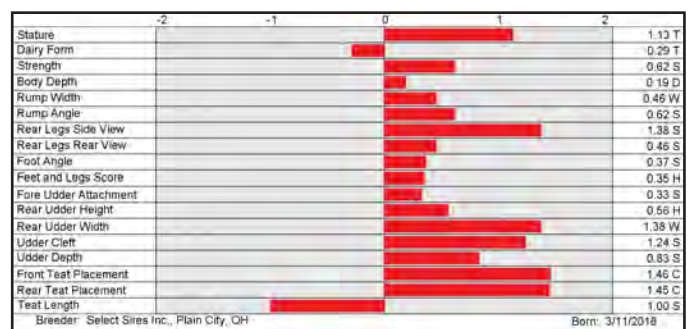
Type	+0.48	UDC	+0.61	FLC	+0.10	BWC	+0.94	97%R	GTPI	+3029
------	-------	-----	-------	-----	-------	-----	-------	------	------	-------

Health and Fertility (04/26)

SCS	2.80	99%R	MAS	-0.6	91%R	PL	+1.5	98%R
LIV	-0.4	89%R	DPR	+0.9	97%R	HCR	+2.4	95%R
CCR	+1.6	97%R	FI	+1.4	97%R	SCE	2.0%	99%R
WT\$	+\$106		DCE	1.5%	93%R	DSB	3.6%	94%R
CW\$	+\$3		HHP\$	+\$569		SCR	+0.5	99%R



Festivus x Rubicon x Jacey




14H015301 GORDY



LUCKWALDT GORDY 10997-GRADE
Luckwaldt Agriculture Inc., Woodville, WI

14H016391 EASTON



MAIER EASTON 13033-GRADE
Maier Farms LLC, Waunakee, WI

14H015831 EAST



VIC-CLAR EAST 8662 (GP-84)
Gary Boyke, Fond du Lac, WI

14H014629 SERTOLI



FEENSTRA DAIRY SERTOLI 4414-GRADE
Feenstra Dairy, Stanfield, AZ

CHEW-P

7H016103 PENN-ENGLAND CHEW-P-ET
 8403218109859 99% RHA-I TR PC TC TV TL TY TD TE
 DMS: 234,123 aAa: 324 B-Casein: A2A2 K-Casein: BB
 Extra-P x Luster-P x Answer Po



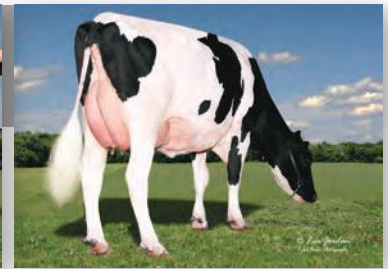
CDCB-S Genomic Evaluation		(04/26)	1,019 Dtrs/125 Herds	RIP 85%
Milk	+681	99%R	Net Merit (89%R)	+\$597
Protein	+0.07%	+40	DWP\$	+\$655
Fat	+0.17%	+74	Cheese Merit	+\$627

CDCB-S/HA Genomic Evaluation		(04/26)	207 Dtrs/44 Herds	Age Adj Avg 83.8
Type	+1.98	UDC +1.67	FLC +1.23	BWC -0.72
			97%R	GTPI +3187

Health and Fertility		(04/26)
SCS	2.88	97%R
LIV	-0.1	75%R
CCR	-0.3	91%R
WT\$	-\$5	
CW\$	-\$34	
MAS	-0.3	78%R
DPR	-1.2	92%R
FI	-0.8	92%R
DCE	1.7%	93%R
HHP\$	+\$576	
PL	+2.0	89%R
HCR	+0.9	93%R
SCE	1.7%	99%R
DSB	3.7%	91%R
SCR	-0.3	97%R



BERRYRIDGE CHEW-P 5737-ET (VG-85-VG-MS)
 Endres Berryridge Farms LLC, Waunakee, WI



LARS-ACRES S-S-J C 28460-ET (GP-81)
 Larson Acres, Evansville, WI



BANJO-P

7H014694 ENGLAND-AMMON BANJO-P-ET
 8403132923887 99% RHA-I TR PC TC TV TL TY TD TE
 DMS: 456,561 aAa: 243 B-Casein: A2A2 K-Casein: BB
 Bight P x Heisenberg x Massey



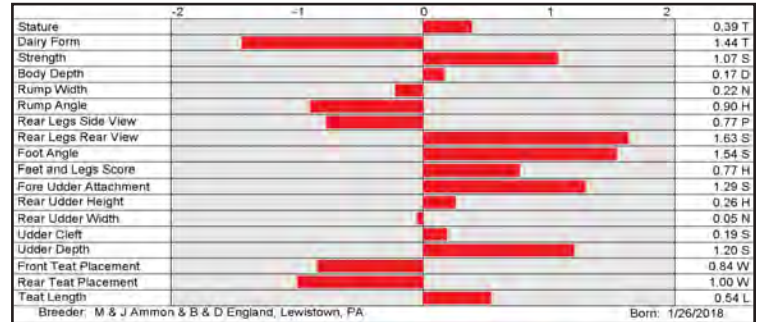
CDCB-S Genomic Evaluation		(04/26)	1,304 Dtrs/291 Herds	RIP 33%
Milk	+706	98%R	Net Merit (89%R)	+\$306
Protein	+0.06%	+40	DWP\$	+\$144
Fat	+0.05%	+43	Cheese Merit	+\$333

CDCB-S/HA Genomic Evaluation		(04/26)	218 Dtrs/35 Herds	Age Adj Avg 82.1
Type	+0.61	UDC +0.37	FLC +0.97	BWC +1.51
			95%R	GTPI +2957

Health and Fertility		(04/26)
SCS	2.97	98%R
LIV	-1.5	84%R
CCR	+1.1	93%R
WT\$	-\$152	
CW\$	-\$68	
MAS	-1.0	84%R
DPR	+1.0	93%R
FI	+1.3	93%R
DCE	1.6%	90%R
HHP\$	+\$480	
PL	-0.5	95%R
HCR	+0.4	92%R
SCE	1.5%	99%R
DSB	3.8%	91%R
SCR	+1.4	98%R




WEGNERLANN BANJO 3284
 Wegnerlann Dairy LLC, Ettrick, WI



AMEN-PP

7H016099 AR-JOY CU LP AMEN-PP-ET
 8403205425912 99% RHA-I TR PP TC TV TL TY TD TE
 DMS: 234,123 aAa: 342 B-Casein: A2A2 K-Casein: AB
 Luster-P x Drastic-P x Jodi



CDCB-S Genomic Evaluation		(04/26)	825 Dtrs/254 Herds	RIP 90%
Milk	+669	97%R	Net Merit (87%R)	+\$338
Protein	+0.01%	+24	DWP\$	+\$239
Fat	-0.03%	+19	Cheese Merit	+\$350

CDCB-S/HA Genomic Evaluation		(04/26)	175 Dtrs/71 Herds	Age Adj Avg 83.2
Type	+1.42	UDC +0.64	FLC +0.74	BWC +0.38
			93%R	GTPI +2865

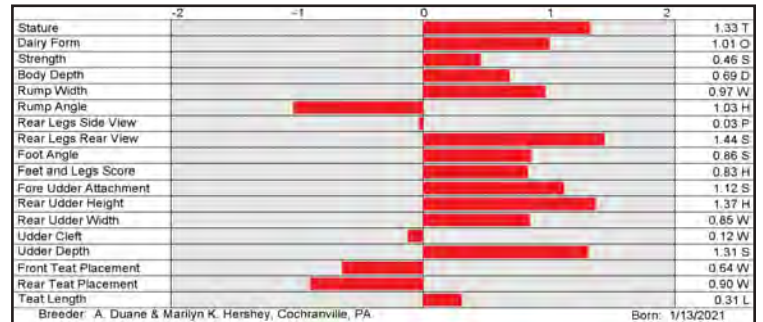
Health and Fertility		(04/26)
SCS	2.70	95%R
LIV	+1.1	76%R
CCR	+0.6	89%R
WT\$	-\$55	
CW\$	+\$10	
MAS	+1.2	76%R
DPR	-0.7	89%R
FI	-0.4	90%R
DCE	1.8%	87%R
HHP\$	+\$379	
PL	+2.6	89%R
HCR	-0.5	92%R
SCE	1.9%	98%R
DSB	3.3%	88%R
SCR	+0.6	97%R



ROYOLAIT KHRYST AMEN (VG-85-VG-MS)
 Ferme Royolait Inc., Ange Gardien, QC, CAN



PLAIN-KNOLL AMEN-PP 4329-ET (VG-85)
 Buschur Dairy Farms Inc, New Weston, OH



REBEL-RED

7H015825 BOSSIDE RUBEL REBEL-RED-ET
 8403213193538 100% RHA-NA TP TC TM TV TL TY TD TE
 DMS: 345,234 aAa: 345 B-Casein: A2A2 K-Casein: BB



ROYOLAIT KHRYST AMEN (VG-85)
 Ferme Royolait Inc., Ange Gardien, QC, CAN



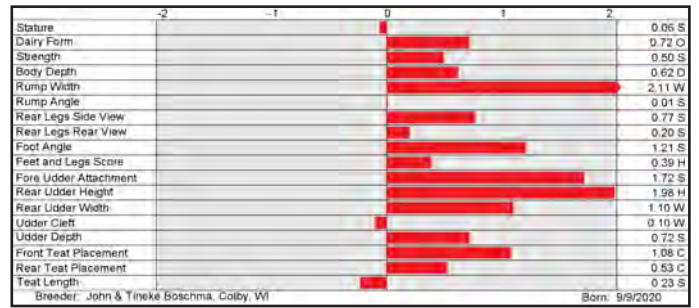
TRENT-WAY REBEL RUB-RED-ET (EX-90-VG-MS)
 Trent & Kelsey Hendrickson, Blanchardville, WI

S: Hoogerhorst DG Oh Rubels-Red
 D: Bosside Seasaw Abby (VG-87-VG-MS)
 MGS: Ladys-Manor Band Seasaw-ET
 MGD: Bosside Gatedancer 1190-ET (VG-86-VG-MS)
 MGGS: Triplecrown Gatedancer-ET

CDCB-S Genomic Evaluation		(04/26)	1,445 Dtrs/454 Herds	RIP 62%
Milk	+431	99%R	Net Merit (89%R)	+\$219
Protein	+0.04%	+24	DWP\$	+\$268
Fat	+0.05%	+30	Cheese Merit	+\$239

CDCB-S/HA Genomic Evaluation		(04/26)	485 Dtrs/190 Herds	Age Adj Avg 83.9
Type	+1.64	UDC +1.33	FLC +0.42	BWC +0.42
			97%R	GTPI +2829

Health and Fertility		(04/26)
SCS	2.82	97%R
LIV	+1.4	77%R
CCR	-1.7	92%R
WT\$	+\$70	
CW\$	-\$20	
MAS	+0.2	82%R
DPR	-1.0	92%R
FI	-1.3	92%R
DCE	2.4%	92%R
HHP\$	+\$318	
PL	+1.6	90%R
HCR	-0.3	93%R
SCE	1.9%	99%R
DSB	6.9%	93%R
SCR	-0.7	97%R



RAGER-RED

7H012344 RI-VAL-RE RAGER-RED-ET (EX-90)
 USA72353457 99% RHA-I TP TC TM TV TL TY TD TE
 DMS: 234,345 aAa: 342516 B-Casein: A2A2 K-Casein: AB



GROVES-VU RAGER TABBEY-RED (EX-91)
 Todd & Brad Groves, Billings, MO



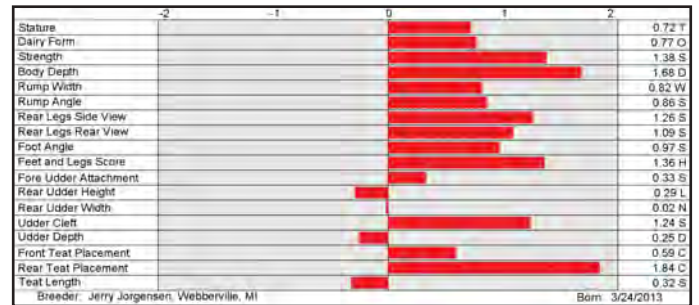
RAGER-RED DAUGHTERS
 Paul M. & Shirley Martin, Elmira, ON, CAN

S: Pine-Tree Relief P 4954
 D: Ri-Val-Re Obsrvr Salsa-ET (VG-88-VG-MS-DOM)
 MGS: De-Su OBSERVER-ET (EX-91-GM)
 MGD: Ri-Val-Re Adv Win-Go-Red-ET (EX-90-EX-MS)
 MGGS: Khw Kite ADVENT-RED-ET (EX-94)

CDCB-S Genomic Evaluation		(04/26)	41,783 Dtrs/9,323 Herds	RIP 7%
Milk	+384	99%R	Net Merit (95%R)	+\$273
Protein	+0.01%	+14	DWP\$	+\$308
Fat	+0.00%	+15	Cheese Merit	+\$277

CDCB-S/HA Genomic Evaluation		(04/26)	15,929 Dtrs/4,561 Herds	Age Adj Avg 83.6
Type	+1.15	UDC -0.07	FLC +1.19	BWC +1.07
			99%R	GTPI +2756

Health and Fertility		(04/26)
SCS	2.94	99%R
LIV	+2.4	98%R
CCR	+1.1	99%R
WT\$	+\$58	
CW\$	+\$11	
MAS	+2.6	98%R
DPR	+0.2	99%R
FI	+0.5	99%R
DCE	2.7%	99%R
HHP\$	+\$314	
PL	+3.4	99%R
HCR	-0.4	99%R
SCE	1.6%	99%R
DSB	4.8%	99%R
SCR	-1.4	97%R



HHP\$®

14H017486	COBOT	+\$1,210
7H018078	BENTEHM	+\$1,179
7H017200	GOLLEY	+\$1,160
7H017419	CATEYE	+\$1,157
7H017540	GOOD VIBE	+\$1,143
14H017539	ROONIE	+\$1,139
7H018093	WAYMIRE	+\$1,138
7H018108	LANECHANGE	+\$1,124
14H017589	SACK	+\$1,122
14H018269	PA-KING	+\$1,119
250H018118	TENERIFE	+\$1,118
7H017413	FOONBURTON	+\$1,117

DWPS®

14H017216	DAY TRIP	+\$1,425
14H017486	COBOT*	+\$1,404
14H017589	SACK	+\$1,374
14H017426	AMMO	+\$1,353
14H017564	ROOKER	+\$1,333
7H017419	CATEYE*	+\$1,295
14H017311	HOODIA	+\$1,290
7H017406	FLABBERGAST*	+\$1,251
14H018269	PA-KING	+\$1,232
7H017338	NONI	+\$1,231
14H017539	ROONIE	+\$1,229
14H017305	OLLYVER	+\$1,225

TPI®

7H017200	GOLLEY*	+3511
7H018078	BENTEHM*	+3501
14H017486	COBOT*	+3497
7H017191	MICAN*	+3494
7H018091	MCLAURIN*	+3494
7H017330	CLAVICLE*	+3485
7H018401	MVP-P	+3478
7H017542	WANTUCKER*	+3465
7H017929	GAVIN*	+3463
7H017478	STURGEON*	+3462
7H018373	HOAKLY	+3460
14H018000	BILLERBECK*	+3459

MILK

14H017592	TYNAN	+2,234
7H017680	FIERCE	+2,177
7H016644	RIMBOT	+2,161
7H017686	COMMANDER	+2,023
7H017679	MAYNARD	+1,841
7H017798	TABASCO-P	+1,825
7H017956	BUTTER PECAN	+1,797
7H017163	HAYES	+1,774
7H017639	SOUSAPHONE*	+1,772
7H018230	HOOLIGAN-P	+1,768
7H018111	DRISCOLL	+1,751
14H017260	HOEDOWN	+1,707

FAT

7H017200	GOLLEY*	+145
7H017413	FOONBURTON	+142
7H017419	CATEYE*	+142
7H018225	ENTRY*	+138
7H017048	WONDERBOY	+133
14H017426	AMMO	+132
7H017330	CLAVICLE*	+131
7H017542	WANTUCKER*	+130
250H017992	GENOA*	+130
7H017372	ALCATRAZ	+129
7H017418	BARKEEP	+129
7H017540	GOOD VIBE	+129

PROTEIN

7H017686	COMMANDER	+76
7H017679	MAYNARD	+71
7H017380	DIJON	+70
7H017478	STURGEON*	+69
7H017191	MICAN*	+68
7H017680	FIERCE	+68
7H016527	HOWITZER	+67
250H017507	COUNTRY	+67
7H018401	MVP-P	+66
14H017937	JUMPAROUND	+65
7H018035	OVERDRIVE-P	+65
7H018078	BENTEHM*	+65

PRODUCTIVE LIFE

14H017589	SACK	+6.7
7H017853	QUESADILLA	+6.4
14H018084	KAWEAH	+6.3
14H017216	DAY TRIP	+6.1
14H018218	HULAHOOB	+6.0
250H017387	POPLAR	+5.9
14H017486	COBOT*	+5.9
250H018118	TENERIFE	+5.7
7H017142	STAGGER	+5.6
7H018108	LANECHANGE*	+5.6
7H017929	GAVIN*	+5.4
14H017305	OLLYVER	+5.4

DAUGHTER PREGNANCY RATE

7H017547	TUNE UP	+2.3
250H018118	TENERIFE	+1.9
250H017567	PALDWIN	+1.7
9H017743	GLOWSTICK-S	+1.7
9H018145	NOVICE-S	+1.7
250H017387	POPLAR	+1.6
7H018237	RECOVER-RED	+1.6
7H017155	EXCLUSIVE-RED	+1.3
250H017719	UTRECHT	+1.3
250H017146	POWERPOLLED-PP-RED	+1.3
14H017809	ROLLSROYCE-RED	+1.3
7H016485	SUNDANCE	+1.2

NET MERIT DOLLARS

14H017486	COBOT	+\$1,219
7H017419	CATEYE	+\$1,152
14H017589	SACK	+\$1,147
7H017686	COMMANDER	+\$1,140
7H017540	GOOD VIBE	+\$1,126
14H017426	AMMO	+\$1,125
14H018110	REFUTE	+\$1,104
7H017194	DONALD	+\$1,094
14H018269	PA-KING	+\$1,090
14H017216	DAY TRIP	+\$1,080
7H018225	ENTRY	+\$1,068
7H017568	WHIPPET	+\$1,066

SIRE CONCEPTION RATE

7H017680	FIERCE	+3.7
14H017657	OTIS	+3.6
14H017550	RAGNAR-RED	+3.1
7H017369	FRANKHETANK	+3.0
744H017425	HELLION	+2.9
14H017659	OPIE	+2.8
250H017271	INDEPENDANT	+2.8
7H017372	ALCATRAZ	+2.7
14H017922	RAMONE	+2.7
7H016607	SMOKE SIGNAL	+2.6
14H017311	HOODIA	+2.6
7H016520	PBJ	+2.5

UDDER COMPOSITE

250H017567	PALDWIN RC	+2.72
250H017560	PARIAN-P	+2.52
7H018190	LASER-P	+2.37
7H017700	HINGE	+2.30
744H017931	SLOGGER	+2.19
250H016490	LOMBARDI	+2.18
744H018214	SIRI	+2.16
7H017798	TABASCO-P	+2.14
7H017952	MICKAEL-P	+2.08
250H017699	PRACISE RC-P	+2.05
744H018394	ENRICH-P	+2.04
250H018358	CRYPTO PP	+1.99

TYPE

744H017425	HELLION	+3.22
250H018358	CRYPTO PP	+3.15
250H017699	PRACISE RC-P	+3.11
744H018070	ALONZO-RED	+3.10
250H017567	PALDWIN RC	+3.04
7H017158	HOLY-P	+3.03
744H017702	IMAGE	+3.02
250H017560	PARIAN-P	+2.99
250H017297	HANTASTIC-P	+2.97
744H018214	SIRI	+2.93
744H018394	ENRICH-P	+2.92
7H017700	HINGE	+2.88

GOOD VIBE

7H017540 PEN-COL GOOD VIBE-ET
 8403254468273 99% RHA-I TR TP TC TM TV TL TY TD TE
 DMS: 345,456 aAa: 432 B-Casein: A2A2 K-Casein: AA

CDCB-S Genomic Evaluation		(04/26)	
Milk	+1,038 82%R	Net Merit (75%R)	+\$1,126
Protein	+0.08% +57	DWP\$	+\$1,224
Fat	+0.31% +129	Cheese Merit	+\$1,165


CDCB-S/HA Genomic Evaluation		(04/26)	
Type	+0.23	UDC	+0.07
FLC	+0.15	BWC	-1.01
81%R		GTPI	+3437

Health and Fertility		(04/26)	
SCS	2.86 79%R	MAS	+1.4 73%R
LIV	+1.6 75%R	DPR	-0.2 78%R
CCR	+0.8 77%R	FI	+0.9 78%R
WT\$	-\$33	DCE	2.1% 70%R
CW\$	+\$71	HHP\$	+\$1,143
PL	+4.6 77%R	HCR	+1.6 77%R
SCE	1.7% 78%R	DSB	4.9% 65%R



PEN-COL LEGACY BEST-ET (EX-90-EX-MS)
 Grandam of GOOD VIBE

S: OCD Trooper Sheepster-ET
 D: Pen-Col Gameday Glamour-ET
 MGS: RMD-Dotterer SSI GAMEDAY-ET
 MGD: Pen-Col Legacy Best-ET (EX-90-EX-MS)
 MGGS: Pine-Tree CW LEGACY-ET



OZARK

14H017393 KENYON-HILL SHEEP OZARK-ET
 8403267801952 99% RHA-I TR TP TC TM TV TL TY TD TE
 DMS: 135,561 aAa: 435 B-Casein: A1A1 K-Casein: AA

CDCB-S Genomic Evaluation		(04/26)	
Milk	+166 82%R	Net Merit (75%R)	+\$995
Protein	+0.13% +41	DWP\$	+\$1,102
Fat	+0.43% +120	Cheese Merit	+\$1,050

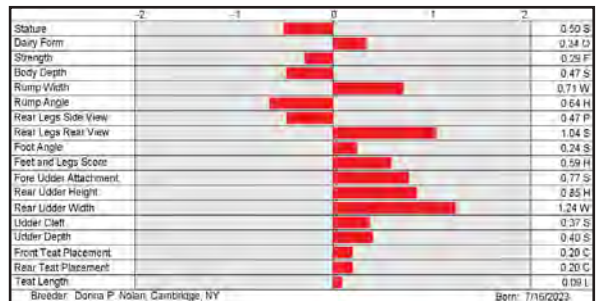
CDCB-S/HA Genomic Evaluation		(04/26)	
Type	+0.87	UDC	+0.90
FLC	+0.83	BWC	-0.40
81%R		GTPI	+3409

Health and Fertility		(04/26)	
SCS	2.77 79%R	MAS	+2.5 73%R
LIV	+0.9 74%R	DPR	+0.2 77%R
CCR	+1.5 77%R	FI	+1.2 77%R
WT\$	+\$108	DCE	1.8% 70%R
CW\$	-\$12	HHP\$	+\$1,080
PL	+4.5 77%R	HCR	+2.3 77%R
SCE	1.5% 96%R	DSB	4.1% 65%R
SCR	+1.2 86%R		



KENYON-HILL GAMEDAY ONIA-ET (VG-88-EX-MS-DOM)
 Dam of OZARK

S: OCD Trooper SHEEPSTER-ET
 D: Kenyon-Hill Gameday Onia-ET (VG-88-EX-MS-DOM)
 MGS: RMD-Dotterer SSI GAMEDAY-ET
 MGD: Kenyon-Hill Pursuit Nia (EX-90-2E-EX-MS)
 MGGS: Pine-Tree-I Pursuit



CABARE

250H017347 BEYOND EASTON CABARE-ET
 8403267429094 99% RHA-I TR TP TC TM TV TL TY TD TE
 DMS: 456,246 aAa: 324 B-Casein: A2A2 K-Casein: BB

CDCB-S Genomic Evaluation		(04/26)	
Milk	+948 82%R	Net Merit (75%R)	+\$867
Protein	+0.05% +45	DWP\$	+\$852
Fat	+0.17% +86	Cheese Merit	+\$896


CDCB-S/HA Genomic Evaluation		(04/26)	
Type	+1.23	UDC	+1.30
FLC	+0.58	BWC	-0.25
82%R		GTPI	+3362

Health and Fertility		(04/26)	
SCS	2.71 80%R	MAS	+3.8 73%R
LIV	+0.0 74%R	DPR	+0.7 78%R
CCR	+1.7 77%R	FI	+1.5 78%R
WT\$	+\$71	DCE	1.4% 71%R
CW\$	-\$41	HHP\$	+\$972
PL	+3.8 77%R	HCR	+2.1 77%R
SCE	1.3% 95%R	DSB	2.9% 65%R
SCR	+0.2 86%R		



AOT DELUXE HI-LIGHTED-ET (EX-91-EX-MS-DOM)
 Dam of CABARE

S: Pine-Tree EASTON-ET
 D: AOT Deluxe Hi-Lighted-ET (EX-91-EX-MS-DOM)
 MGS: C-Haven Positive Deluxe-ET
 MGD: AOT Biggelo Haskel2-ET (EX-92-EX-MS-DOM)
 MGGS: S-S-I Delroy BIGGEL0-ET



14HO17991 AURORA LEVANNA-ET 8403291039779

99% RHA-I TR TP TC TM TL TD TE aAa: 543 B-Casein: A1A2 K-Casein: AA

CDCB-S Genomic Evaluation (04/26)

Milk	+679	79%R	Net Merit (72%R)	+\$1,062
Protein	+0.11%	+52	DWP\$	+\$1,182
Fat	+0.33%	+117	Cheese Merit	+\$1,110

CDCB-S/HA Genomic Evaluation (04/26)

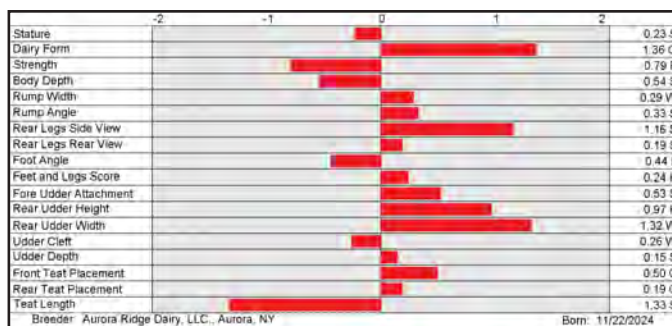
Type +0.57 UDC +0.66 FLC +0.23 BWC -1.25 78%R GTPI +3438

Health and Fertility (04/26)

SCS	2.85	76%R	MAS	+1.8	71%R	PL	+4.7	74%R
LIV	+0.3	72%R	DPR	+0.3	74%R	HCR	+2.3	73%R
CCR	+2.0	74%R	FI	+1.6	74%R	SCE	1.5%	63%R
WT\$	+\$59		DCE	1.8%	57%R	DSB	3.9%	55%R
CW\$	+\$54		HHP\$	+\$1,053				



Giant x Sheepster x Gameday



14HO17426 LARS-ACRES SHEEP AMMO-ET 8403270391279

99% RHA-I TR TP TC TM TV TL TY TD TE DMS: 456,561 aAa: 534 B-Casein: A2A2 K-Casein: AA

CDCB-S Genomic Evaluation (04/26)

Milk	+1,166	82%R	Net Merit (75%R)	+\$1,125
Protein	+0.08%	+59	DWP\$	+\$1,353
Fat	+0.30%	+132	Cheese Merit	+\$1,163

CDCB-S/HA Genomic Evaluation (04/26)

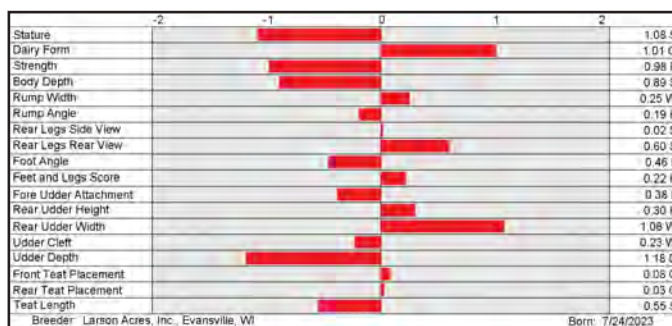
Type +0.42 UDC +0.17 FLC +0.53 BWC -1.46 81%R GTPI +3431

Health and Fertility (04/26)

SCS	2.81	79%R	MAS	+2.3	73%R	PL	+4.6	77%R
LIV	-0.5	74%R	DPR	-1.7	78%R	HCR	+1.7	77%R
CCR	-0.6	77%R	FI	-0.5	78%R	SCE	1.5%	87%R
WT\$	+\$166		DCE	2.0%	70%R	DSB	4.5%	65%R
CW\$	+\$74		HHP\$	+\$1,109		SCR	-1.5	60%R



Sheepster x Gameday x Arrowhead



14HO17772 TRIFECTA HATHWAY-ET 8403280699628

99% RHA-I TR TP TC TM TL TD TE DMS: 561,126 aAa: 243 B-Casein: A1A2 K-Casein: AB

CDCB-S Genomic Evaluation (04/26)

Milk	+406	81%R	Net Merit (74%R)	+\$916
Protein	+0.09%	+38	DWP\$	+\$871
Fat	+0.31%	+99	Cheese Merit	+\$954

CDCB-S/HA Genomic Evaluation (04/26)

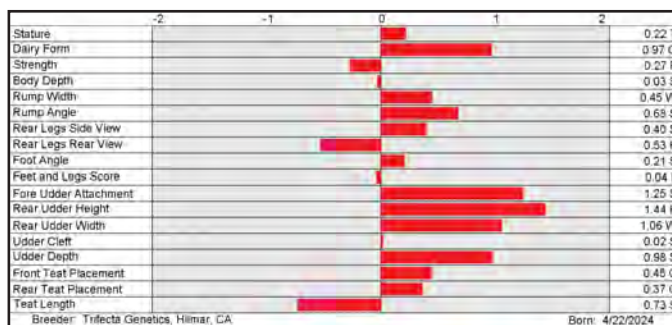
Type +0.84 UDC +1.02 FLC -0.20 BWC -0.53 78%R GTPI +3272

Health and Fertility (04/26)

SCS	2.92	77%R	MAS	+2.5	72%R	PL	+4.0	76%R
LIV	+2.4	73%R	DPR	-0.6	75%R	HCR	+1.8	76%R
CCR	+0.6	75%R	FI	+0.6	75%R	SCE	1.1%	63%R
WT\$	-\$9		DCE	1.3%	62%R	DSB	3.6%	61%R
CW\$	-\$1		HHP\$	+\$898				



Sundance x Magnum x Deluxe



14HO17922 OCD SUNDANCE RAMONE-ET 8403283144892

99% RHA-I TR TP TC TM TL TD TE DMS: 234,345 aAa: 243 B-Casein: A1A2 K-Casein: AA

CDCB-S Genomic Evaluation (04/26)

Milk	+436	82%R	Net Merit (74%R)	+\$782
Protein	+0.08%	+37	DWP\$	+\$830
Fat	+0.27%	+89	Cheese Merit	+\$819

CDCB-S/HA Genomic Evaluation (04/26)

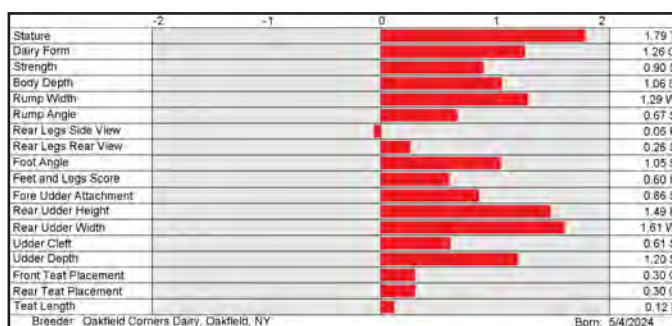
Type +1.19 UDC +0.86 FLC +0.19 BWC +0.77 79%R GTPI +3270

Health and Fertility (04/26)


SCS	2.86	77%R	MAS	+2.9	72%R	PL	+3.8	76%R
LIV	+1.6	73%R	DPR	-0.3	75%R	HCR	+3.6	76%R
CCR	+1.8	75%R	FI	+1.7	75%R	SCE	1.3%	64%R
WT\$	+\$1		DCE	1.3%	62%R	DSB	3.1%	61%R
CW\$	+\$66		HHP\$	+\$873		SCR	+2.7	58%R



Sundance x Engineer x Captain




14HO17991 LEVANNA



LEVANNA

14HO17426 AMMO




AMMO

14HO17772 HATHWAY



HATHWAY

14HO17922 RAMONE



RAMONE

7H017194 BEYOND SHEEPSTER DONALD-ET 8403261833108

99% RHA-I TR TP TC TM TV TL TY TD TE DMS: 135,123 aAa: 534 B-Casein: A2A2 K-Casein: AA

Sheepster x Engineer x Lionel



CDCB-S Genomic Evaluation (04/26)

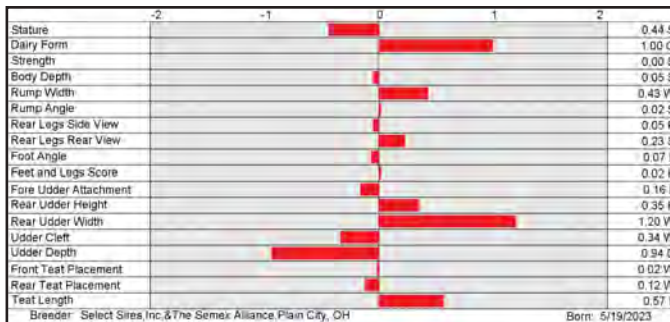
Milk	+960	82%R	Net Merit (75%R)	+\$1,094
Protein	+0.10%	+58	DWP\$	+\$1,183
Fat	+0.32%	+128	Cheese Merit	+\$1,138

CDCB-S/HA Genomic Evaluation (04/26)

Type +0.74 UDC +0.14 FLC +0.16 BWC -0.50 81%R GTPI +3405

Health and Fertility (04/26)

SCS	2.85	79%R	MAS	+1.6	73%R	PL	+4.6	77%R
LIV	+1.3	74%R	DPR	-2.5	77%R	HCR	+2.9	77%R
CCR	-0.9	77%R	FI	-0.6	77%R	SCE	1.4%	93%R
WT\$	-\$24		DCE	1.8%	70%R	DSB	4.3%	65%R
CW\$	+\$81		HHP\$	+\$1,069		SCR	+0.2	84%R



7H017944 GENOSOURCE JIN-ET 8403283437430

99% RHA-I TR TP TC TM TV TL TY TD TE DMS: 234,345 aAa: 243 B-Casein: A2A2 K-Casein: AB

Hobbs x Garza x Captain



CDCB-S Genomic Evaluation (04/26)

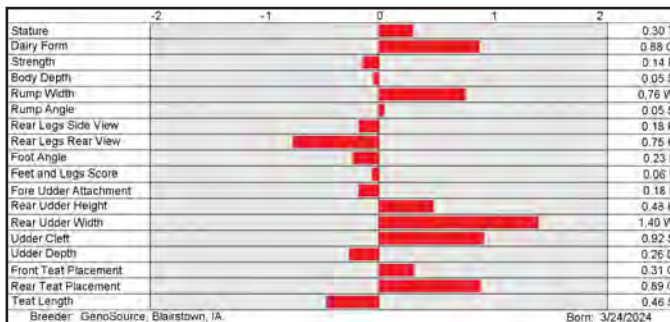
Milk	+581	80%R	Net Merit (72%R)	+\$958
Protein	+0.10%	+47	DWP\$	+\$1,025
Fat	+0.35%	+118	Cheese Merit	+\$1,002

CDCB-S/HA Genomic Evaluation (04/26)

Type +0.23 UDC +0.40 FLC -0.30 BWC -0.32 78%R GTPI +3356

Health and Fertility (04/26)

SCS	2.85	75%R	MAS	+2.4	71%R	PL	+3.3	75%R
LIV	+0.7	72%R	DPR	+0.4	74%R	HCR	+2.8	74%R
CCR	+2.4	74%R	FI	+2.0	74%R	SCE	1.4%	62%R
WT\$	+\$45		DCE	1.3%	58%R	DSB	3.8%	56%R
CW\$	+\$27		HHP\$	+\$1,041				



7H017436 WET ELVIN MIRKO-ET 8403239751712

99% RHA-I TR TP TC TM TV TL TY TD TE DMS: 345,234 aAa: 324 B-Casein: A2A2 K-Casein: AA

Elvin x Payload x Renegade



CDCB-S Genomic Evaluation (04/26)

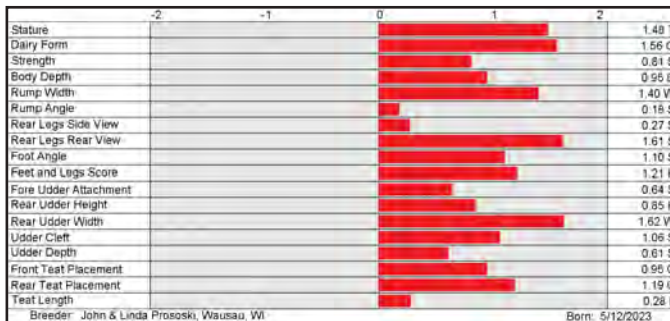
Milk	+180	82%R	Net Merit (75%R)	+\$863
Protein	+0.14%	+43	DWP\$	+\$984
Fat	+0.40%	+113	Cheese Merit	+\$921

CDCB-S/HA Genomic Evaluation (04/26)

Type +1.30 UDC +0.68 FLC +1.05 BWC +0.50 80%R GTPI +3354

Health and Fertility (04/26)

SCS	2.77	78%R	MAS	+2.7	73%R	PL	+3.1	77%R
LIV	+0.0	73%R	DPR	+0.5	76%R	HCR	-0.5	76%R
CCR	+0.8	76%R	FI	+0.5	76%R	SCE	1.7%	97%R
WT\$	+\$72		DCE	1.9%	71%R	DSB	3.5%	65%R
CW\$	+\$64		HHP\$	+\$983		SCR	-0.5	93%R



250H017776 ADAWAY SUNDANCE SCOTTY-ET 8403287657164

99% RHA-I TR TP TC TM TV TL TY TD TE DMS: 234,345 aAa: 426 B-Casein: A1A2 K-Casein: BB

Sundance x Hayk x Gameday



CDCB-S Genomic Evaluation (04/26)

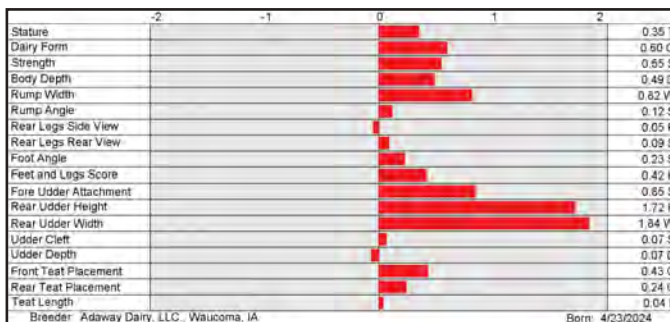
Milk	+536	81%R	Net Merit (73%R)	+\$775
Protein	+0.09%	+42	DWP\$	+\$740
Fat	+0.18%	+71	Cheese Merit	+\$816

CDCB-S/HA Genomic Evaluation (04/26)


Type +1.11 UDC +0.96 FLC +0.29 BWC +0.37 79%R GTPI +3307

Health and Fertility (04/26)

SCS	2.80	77%R	MAS	+3.3	72%R	PL	+5.1	76%R
LIV	+1.4	73%R	DPR	+1.0	75%R	HCR	+2.7	76%R
CCR	+2.9	75%R	FI	+2.6	75%R	SCE	1.3%	63%R
WT\$	+\$9		DCE	1.5%	62%R	DSB	3.2%	61%R
CW\$	-\$39		HHP\$	+\$896				




7H017194 DONALD



DONALD

7H017944 JIN




JIN

7H017436 MIRKO



MIRKO

250H017776 SCOTTY



ADAWAY HAYK 3335-ET (GP-83-DOM)
Dam of SCOTTY

SPRINGSIDE

7H017910 AURORA SUN SPRINGSIDE-ET
 8403271807656 99% RHA-I TR TP TC TM TV TL TY TD TE
 DMS: 345,234 aAa: 432 B-Casein: A2A2 K-Casein: BB



SPRINGSIDE

S: S-S-I Earlybird SUNDANCE-ET
 D: Aurora Magnum 25354-ET (VG-86-VG-MS-DOM)
 MGS: OCD Alphabet MAGNUM-ET
 MGD: Aurora Conway 23556-ET (VG-88-VG-MS-DOM)
 MGGs: Sandy-Valley R CONWAY-ET

CDCB-S Genomic Evaluation		(04/26)	
Milk	+867 81%R	Net Merit (73%R)	+\$731
Protein	+0.06% +46	DWP\$	+\$764
Fat	+0.16% +79	Cheese Merit	+\$765


CDCB-S/HA Genomic Evaluation		(04/26)	
Type +1.55	UDC +1.70	FLC +0.02	BWC +0.76 79%R
		GTPI +3298	

Health and Fertility		(04/26)	
SCS 2.71	77%R	MAS +2.4	72%R
LIV +1.2	73%R	DPR -0.8	75%R
CCR +0.6	75%R	FI +0.5	75%R
WT\$ +\$15		DCE 1.6%	62%R
CW\$ +\$13		HHP\$ +\$849	
PL +4.3	76%R	HCR +1.5	77%R
SCE 1.6%	63%R	DSB 3.9%	61%R



STAGGER

7H017142 OCD HAYK STAGGER-ET
 8403251665829 99% RHA-I TR TP TC TM TV TL TY TD TE
 DMS: 123,234 aAa: 435 B-Casein: A2A2 K-Casein: AB



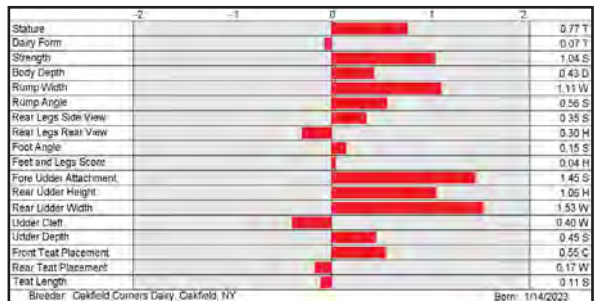
STAGGER

S: Welcome-Tel Taos HAYK-ET
 D: OCD Gameday Soy 64855-ET (VG-86-VG-MS-DOM)
 MGS: RMD-Dotterer SSI GAMEDAY-ET
 MGD: OCD Acura Soy 60075-ET (EX-90-EX-MS-GMD-DOM)
 MGGs: Pine-Tree Acura-ET

CDCB-S Genomic Evaluation		(04/26)	
Milk	+1,163 82%R	Net Merit (75%R)	+\$834
Protein	+0.09% +62	DWP\$	+\$951
Fat	+0.10% +76	Cheese Merit	+\$878

CDCB-S/HA Genomic Evaluation		(04/26)	
Type +0.94	UDC +0.79	FLC -0.21	BWC +1.18 81%R
		GTPI +3389	

Health and Fertility		(04/26)	
SCS 2.71	80%R	MAS +4.1	75%R
LIV +1.7	74%R	DPR +0.6	78%R
CCR +2.4	78%R	FI +1.4	78%R
WT\$ +\$101		DCE 1.4%	70%R
CW\$ +\$7		HHP\$ +\$1,072	
PL +5.6	78%R	HCR +0.5	77%R
SCE 1.9%	99%R	DSB 3.2%	65%R
SCR -0.9	95%R		



POPLAR

250H017387 AURORA SHEEPSTER POPLAR-ET
 8403259995097 99% RHA-I TR TP TC TM TV TL TY TD TE
 DMS: 123,135 aAa: 423 B-Casein: A2A2 K-Casein: AB



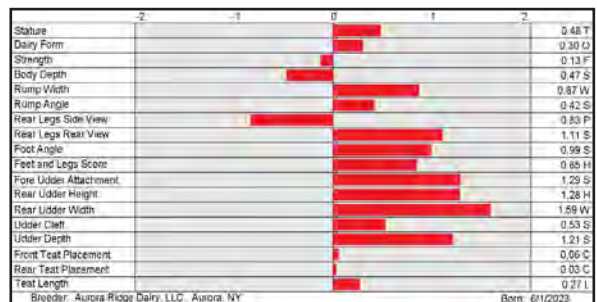
AURORA AHEAD 6336-ET (EX-90-EX-MS-DOM)
 Dam of POPLAR

S: OCD Trooper SHEEPSTER-ET
 D: Aurora Ahead 6336-ET (EX-90-EX-MS-DOM)
 MGS: Blumenfeld Renegad AHEAD-ET
 MGD: Aurora Medley 20864 (VG-85-DOM)
 MGGs: ABS Medley-ET

CDCB-S Genomic Evaluation		(04/26)	
Milk	+918 82%R	Net Merit (75%R)	+\$906
Protein	+0.06% +46	DWP\$	+\$1,194
Fat	+0.23% +100	Cheese Merit	+\$938

CDCB-S/HA Genomic Evaluation		(04/26)	
Type +1.22	UDC +1.14	FLC +0.86	BWC -0.01 81%R
		GTPI +3453	

Health and Fertility		(04/26)	
SCS 2.73	80%R	MAS +3.7	73%R
LIV +1.2	74%R	DPR +1.6	78%R
CCR +3.4	77%R	FI +2.3	78%R
WT\$ +\$262		DCE 1.2%	70%R
CW\$ -\$33		HHP\$ +\$1,092	
PL +5.9	77%R	HCR +1.4	77%R
SCE 1.3%	94%R	DSB 4.4%	64%R
SCR -1.9	93%R		



7H017413 PEN-COL FOONBURTON-ET 8403242815738

99% RHA-I TR TP TC TM TV TL TY TD TE DMS: 345,234 aAa: 432 B-Casein: A2A2 K-Casein: AA

CDCB-S Genomic Evaluation (04/26)

Milk	+1,265	82%R	Net Merit (75%R)	+\$1,059
Protein	+0.06%	+59	DWP\$	+\$1,104
Fat	+0.33%	+142	Cheese Merit	+\$1,090

CDCB-S/HA Genomic Evaluation (04/26)

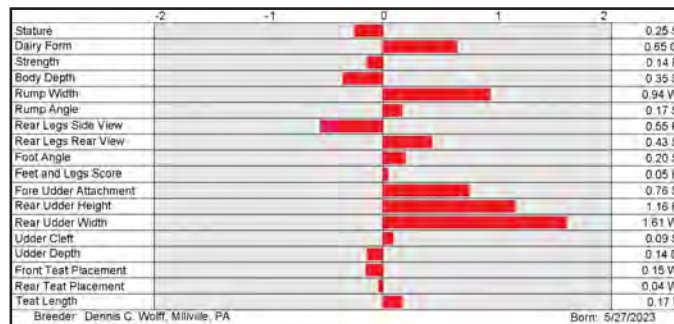
Type +0.89 UDC +0.82 FLC +0.19 BWC -0.33 81%R GTPI +3445

Health and Fertility (04/26)

SCS	2.91	79%R	MAS	+1.5	73%R	PL	+3.5	77%R
LIV	-0.8	75%R	DPR	-1.9	78%R	HCR	+1.8	77%R
CCR	-0.9	77%R	FI	-0.7	78%R	SCE	1.5%	83%R
WT\$	-\$128		DCE	1.9%	70%R	DSB	4.6%	65%R
CW\$	+\$64		HHP\$	+\$1,117		SCR	-0.4	87%R



Sheepster x Gameday x Legacy



7H017675 AR-JOY CU S-STER ZANAZ-ET 8403285538127

99% RHA-I TR TP TC TM TV TL TD TE DMS: 135,345 aAa: 324 B-Casein: A1A2 K-Casein: AB

CDCB-S Genomic Evaluation (04/26)

Milk	+835	81%R	Net Merit (74%R)	+\$976
Protein	+0.11%	+56	DWP\$	+\$1,163
Fat	+0.31%	+118	Cheese Merit	+\$1,023

CDCB-S/HA Genomic Evaluation (04/26)

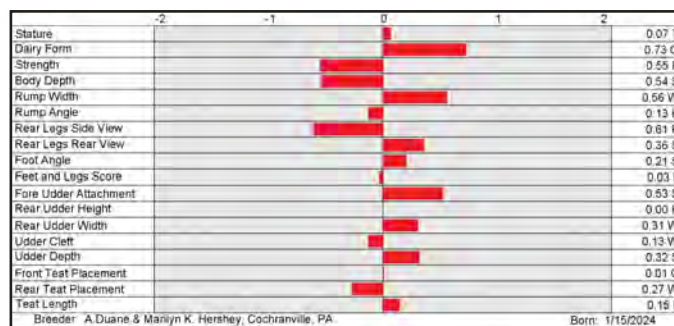
Type +0.23 UDC +0.19 FLC +0.04 BWC -0.67 80%R GTPI +3374

Health and Fertility (04/26)

SCS	2.81	78%R	MAS	+3.0	73%R	PL	+4.0	77%R
LIV	+1.0	74%R	DPR	-0.5	77%R	HCR	+0.6	76%R
CCR	+1.3	77%R	FI	+0.7	77%R	SCE	1.2%	71%R
WT\$	+\$25		DCE	1.7%	70%R	DSB	4.6%	65%R
CW\$	+\$71		HHP\$	+\$1,093		SCR	-0.9	66%R



Sheepster x Plinko x Zazzle



7H017807 MATCREST SUNDANCE LEDGER-ET 8403279787832

99% RHA-I TR TP TC TM TV TL TY TD TE DMS: 561 aAa: 342 B-Casein: A2A2 K-Casein: BB

CDCB-S Genomic Evaluation (04/26)

Milk	+657	81%R	Net Merit (74%R)	+\$889
Protein	+0.07%	+40	DWP\$	+\$675
Fat	+0.26%	+97	Cheese Merit	+\$921

CDCB-S/HA Genomic Evaluation (04/26)


Type +0.84 UDC +0.96 FLC +0.35 BWC -0.93 78%R GTPI +3274

Health and Fertility (04/26)

SCS	2.86	77%R	MAS	+1.1	72%R	PL	+3.8	76%R
LIV	-0.6	73%R	DPR	-0.3	75%R	HCR	+2.8	76%R
CCR	+1.1	75%R	FI	+0.9	75%R	SCE	1.5%	79%R
WT\$	-\$146		DCE	1.8%	71%R	DSB	3.1%	65%R
CW\$	+\$8		HHP\$	+\$812				



Sundance x Payload x Renegade



7H017568 JC-KOW WHIPPET-ET 8403150905612

99% RHA-I TR TP TC TM TV TL TY TD TE DMS: 135,345 aAa: 243 B-Casein: A1A2 K-Casein: AB

CDCB-S Genomic Evaluation (04/26)

Milk	+1,109	82%R	Net Merit (75%R)	+\$1,066
Protein	+0.08%	+58	DWP\$	+\$1,099
Fat	+0.28%	+124	Cheese Merit	+\$1,102

CDCB-S/HA Genomic Evaluation (04/26)

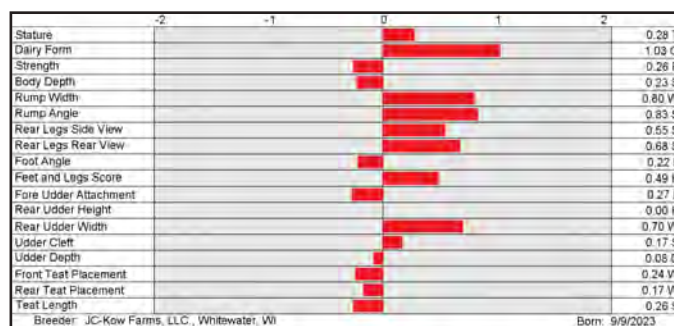
Type +0.44 UDC +0.00 FLC +0.46 BWC -0.49 80%R GTPI +3391

Health and Fertility (04/26)

SCS	2.94	79%R	MAS	+2.1	73%R	PL	+4.3	77%R
LIV	+2.0	74%R	DPR	-1.2	78%R	HCR	+1.3	77%R
CCR	+0.1	77%R	FI	+0.0	78%R	SCE	1.5%	74%R
WT\$	+\$5		DCE	1.5%	70%R	DSB	4.5%	65%R
CW\$	+\$66		HHP\$	+\$1,093				



Sheepster x Upside x Riveting




7H017413 FOONBURTON




FOONBURTON

7H017675 ZANAZ



ZANAZ

7H017807 LEDGER



LEDGER

7H017568 WHIPPET



WHIPPET

14H017539 PEN-COL ROONIE-ET 8403254468284

99% RHA-I TR TP TC TM TV TL TY TD TE DMS: 561,456 aAa: 342 B-Casein: A1A1 K-Casein: AA

CDCB-S Genomic Evaluation (04/26)

Milk	+437	82%R	Net Merit (75%R)	+\$1,033
Protein	+0.13%	+49	DWP\$	+\$1,229
Fat	+0.41%	+128	Cheese Merit	+\$1,089

CDCB-S/HA Genomic Evaluation (04/26)

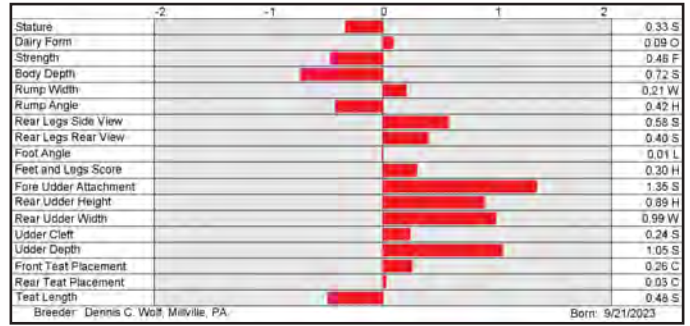
Type	+0.97	UDC	+1.03	FLC	+0.39	BWC	-0.47	81%R	GTPI	+3454
------	-------	-----	-------	-----	-------	-----	-------	------	------	-------

Health and Fertility (04/26)

SCS	2.72	80%R	MAS	+2.6	73%R	PL	+4.7	77%R
LIV	+0.6	74%R	DPR	-0.5	78%R	HCR	+1.6	77%R
CCR	+0.8	77%R	FI	+0.5	78%R	SCE	1.7%	78%R
WT\$	+\$76		DCE	2.4%	70%R	DSB	5.4%	65%R
CW\$	+\$44		HHP\$	+\$1,139				



Sheepster x Gameday x Legacy



14H017216 BADGER SIEMERS DAY TRIP-ET 8403267428390

99% RHA-I TR TP TC TM TV TL TY TD TE DMS: 135,345 aAa: 423 B-Casein: A1A1 K-Casein: AB

CDCB-S Genomic Evaluation (04/26)

Milk	+1,343	82%R	Net Merit (75%R)	+\$1,080
Protein	+0.02%	+50	DWP\$	+\$1,425
Fat	+0.20%	+111	Cheese Merit	+\$1,099

CDCB-S/HA Genomic Evaluation (04/26)

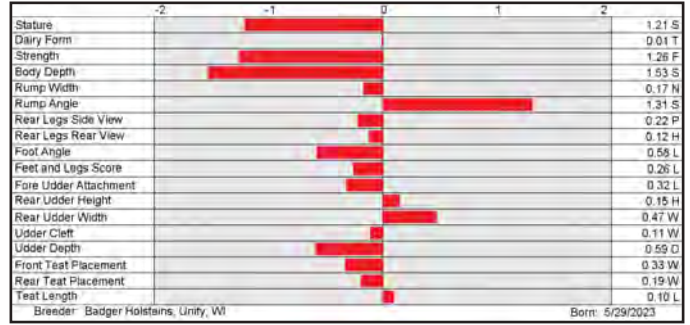
Type	-0.37	UDC	+0.19	FLC	+0.00	BWC	-1.33	81%R	GTPI	+3345
------	-------	-----	-------	-----	-------	-----	-------	------	------	-------

Health and Fertility (04/26)

SCS	2.76	79%R	MAS	+1.7	73%R	PL	+6.1	77%R
LIV	+2.7	74%R	DPR	-0.4	78%R	HCR	+0.4	77%R
CCR	+1.2	77%R	FI	+0.8	78%R	SCE	1.0%	91%R
WT\$	+\$236		DCE	1.4%	70%R	DSB	4.2%	65%R
CW\$	+\$50		HHP\$	+\$1,061		SCR	+0.3	90%R



Sheepster x Upside x Big Dollars



14H017805 PEN-COL HESEKIAH-ET 8403254468444

99% RHA-I TR TP TC TM TL TD TE DMS: 123,135 aAa: 342 B-Casein: A1A2 K-Casein: AA

CDCB-S Genomic Evaluation (04/26)

Milk	+1,214	81%R	Net Merit (74%R)	+\$1,046
Protein	+0.08%	+63	DWP\$	+\$1,077
Fat	+0.22%	+112	Cheese Merit	+\$1,086

CDCB-S/HA Genomic Evaluation (04/26)

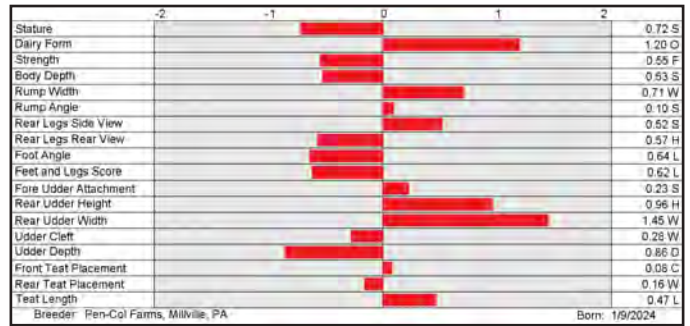
Type	+0.29	UDC	+0.53	FLC	-0.51	BWC	-1.05	80%R	GTPI	+3388
------	-------	-----	-------	-----	-------	-----	-------	------	------	-------

Health and Fertility (04/26)

SCS	2.87	79%R	MAS	+1.5	73%R	PL	+4.5	77%R
LIV	+0.1	74%R	DPR	-1.2	77%R	HCR	+0.9	77%R
CCR	+0.8	77%R	FI	+0.2	77%R	SCE	1.4%	63%R
WT\$	-\$16		DCE	1.6%	62%R	DSB	4.7%	62%R
CW\$	+\$21		HHP\$	+\$1,056				



Sheepster x Frost Bite x Legacy



14H017453 S-S-I DOMINANCE SERRANO-ET 8403272648951

99% RHA-I TR TP TC TM TV TL TY TD TE DMS: 345,234 aAa: 312 B-Casein: A2A2 K-Casein: AB

CDCB-S Genomic Evaluation (04/26)

Milk	+947	81%R	Net Merit (74%R)	+\$1,049
Protein	+0.10%	+59	DWP\$	+\$1,141
Fat	+0.32%	+126	Cheese Merit	+\$1,095

CDCB-S/HA Genomic Evaluation (04/26)

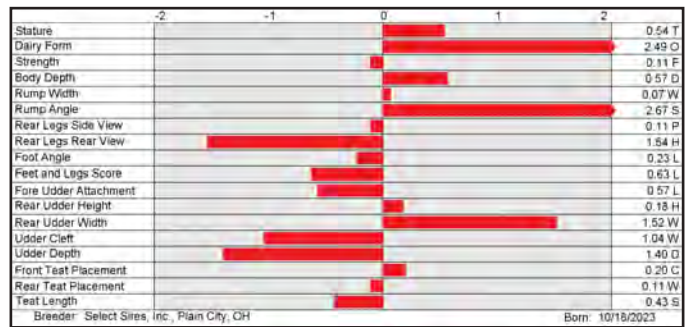
Type	+0.08	UDC	-0.29	FLC	-0.99	BWC	-1.07	81%R	GTPI	+3366
------	-------	-----	-------	-----	-------	-----	-------	------	------	-------

Health and Fertility (04/26)

SCS	2.84	78%R	MAS	+1.7	73%R	PL	+3.5	76%R
LIV	-0.3	73%R	DPR	-0.5	76%R	HCR	+2.9	76%R
CCR	+0.9	76%R	FI	+1.0	76%R	SCE	1.3%	81%R
WT\$	+\$2		DCE	1.2%	70%R	DSB	3.1%	65%R
CW\$	+\$11		HHP\$	+\$1,060		SCR	+1.3	56%R



Dominance x Jalapeno x Maximus



14H017539 ROONIE



PEN-COL GAMEDAY BAILY-ET (VG-88-VG-MS-DOM)
Dam of ROONIE

14H017216 DAY TRIP



DAY TRIP

14H017805 HESEKIAH



HESEKIAH

14H017453 SERRANO



SERRANO

7H017514 BLUMENFELD LIGHTHOUSE-ET 8403272185788

99% RHA-I TR TP TC TM TV TL TY TD TE DMS: 345,135 aAa: 432 B-Casein: A1A2 K-Casein: AA

Sheepster x Lightner x Acura



CDCB-S Genomic Evaluation (04/26)

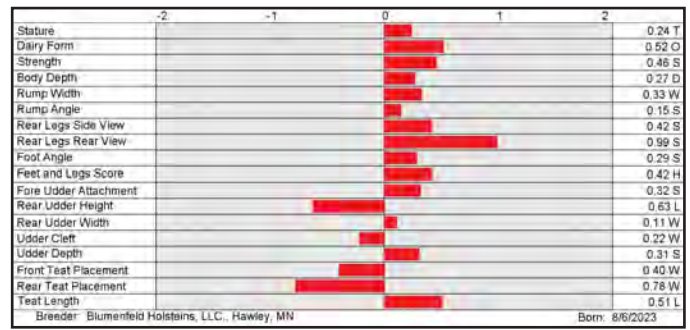
Milk	+1,079	82%R	Net Merit (75%R)	+\$1,028
Protein	+0.06%	+53	DWP\$	+\$1,032
Fat	+0.28%	+122	Cheese Merit	+\$1,062

CDCB-S/HA Genomic Evaluation (04/26)

Type	+0.53	UDC	-0.18	FLC	+0.51	BWC	+0.22	81%R	GTPI	+3369
------	-------	-----	-------	-----	-------	-----	-------	------	------	-------

Health and Fertility (04/26)

SCS	2.76	79%R	MAS	+2.7	73%R	PL	+4.7	77%R
LIV	+3.0	74%R	DPR	-1.5	77%R	HCR	+0.9	76%R
CCR	-0.6	77%R	FI	-0.4	77%R	SCE	2.0%	82%R
WT\$	-\$54	DCE	1.8%	70%R	DSB	4.0%	65%R	
CW\$	+\$84	HHP\$	+\$1,076	SCR	+0.6	56%R		



7H018373 COOKIECUTTER GO HOAKLY-ET 8403272937296

99% RHA-I TR TP TC TM TV TL TY TD TE DMS: 456,561 B-Casein: A2A2 K-Casein: AB

Golley x Easton x Gameday



CDCB-S Genomic Evaluation (04/26)

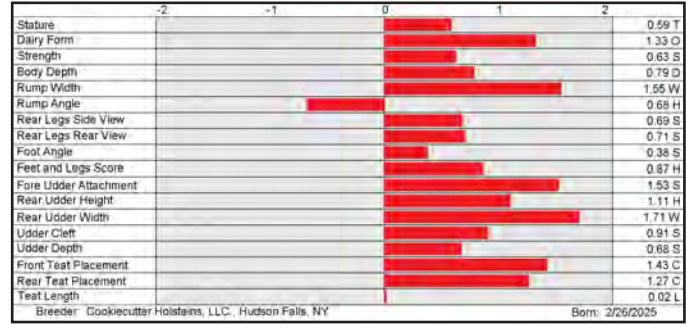
Milk	+434	80%R	Net Merit (72%R)	+\$912
Protein	+0.14%	+51	DWP\$	+\$1,145
Fat	+0.37%	+116	Cheese Merit	+\$971

CDCB-S/HA Genomic Evaluation (04/26)

Type	+1.72	UDC	+1.18	FLC	+0.73	BWC	+0.29	79%R	GTPI	+3460
------	-------	-----	-------	-----	-------	-----	-------	------	------	-------

Health and Fertility (04/26)

SCS	2.73	76%R	MAS	+4.2	71%R	PL	+3.8	74%R
LIV	-0.3	72%R	DPR	-0.6	74%R	HCR	+2.0	73%R
CCR	+0.6	74%R	FI	+0.6	74%R	SCE	1.7%	63%R
WT\$	+\$87	DCE	2.1%	57%R	DSB	3.9%	56%R	
CW\$	+\$60	HHP\$	+\$1,073					



7H017686 PLAIN-KNOLL S COMMANDER-ET 8403253986017

99% RHA-I TR TP TC TM TV TL TY TD TE DMS: 135,345 aAa: 456 B-Casein: A2A2 K-Casein: AA

Sheepster x Elon x Acura



CDCB-S Genomic Evaluation (04/26)

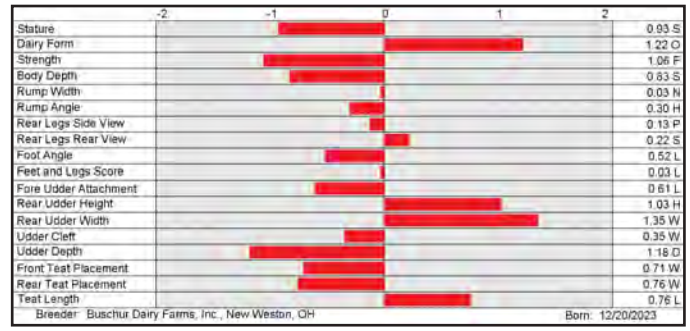
Milk	+2,023	82%R	Net Merit (74%R)	+\$1,140
Protein	+0.03%	+76	DWP\$	+\$1,109
Fat	+0.15%	+126	Cheese Merit	+\$1,161

CDCB-S/HA Genomic Evaluation (04/26)

Type	+0.24	UDC	+0.24	FLC	+0.21	BWC	-1.62	80%R	GTPI	+3457
------	-------	-----	-------	-----	-------	-----	-------	------	------	-------

Health and Fertility (04/26)

SCS	3.02	79%R	MAS	-0.8	73%R	PL	+3.5	77%R
LIV	-1.1	74%R	DPR	-1.8	77%R	HCR	+1.7	77%R
CCR	+0.2	77%R	FI	-0.2	77%R	SCE	1.7%	73%R
WT\$	-\$172	DCE	2.0%	71%R	DSB	4.2%	65%R	
CW\$	+\$60	HHP\$	+\$1,058	SCR	-0.2	64%R		



250H017417 PEN-COL SALOON-ET 8403242815735

99% RHA-I TR TP TC TM TV TL TY TD TE DMS: 345,135 aAa: 426 B-Casein: A2A2 K-Casein: AA

Sheepster x Gameday x Legacy



CDCB-S Genomic Evaluation (04/26)

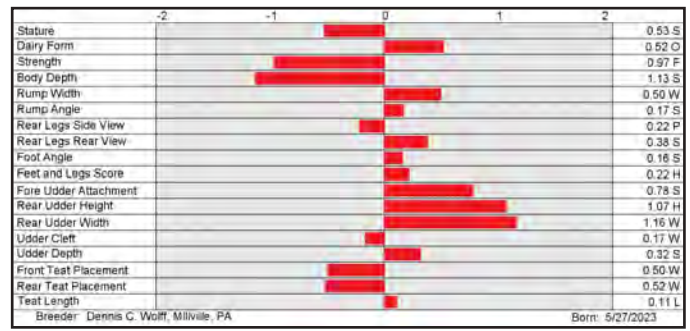
Milk	+943	82%R	Net Merit (75%R)	+\$1,026
Protein	+0.07%	+49	DWP\$	+\$1,169
Fat	+0.32%	+125	Cheese Merit	+\$1,058

CDCB-S/HA Genomic Evaluation (04/26)

Type	+0.62	UDC	+0.81	FLC	+0.39	BWC	-1.07	81%R	GTPI	+3394
------	-------	-----	-------	-----	-------	-----	-------	------	------	-------

Health and Fertility (04/26)

SCS	2.86	79%R	MAS	+2.4	73%R	PL	+4.7	77%R
LIV	+1.3	75%R	DPR	-0.9	78%R	HCR	+1.1	77%R
CCR	+0.1	77%R	FI	-0.1	78%R	SCE	1.8%	88%R
WT\$	-\$23	DCE	2.0%	70%R	DSB	4.1%	64%R	
CW\$	+\$71	HHP\$	+\$1,056	SCR	+0.2	79%R		



250H017653 COOKIECUTTER BONAPPETIT-ET 8403228893920

99% RHA-I TR TP TC TM TV TL TY TD TE DMS: 123,234 aAa: 426 B-Casein: A2A2 K-Casein: AB

Sundance x Gameday x Einstein



CDCB-S Genomic Evaluation (04/26)

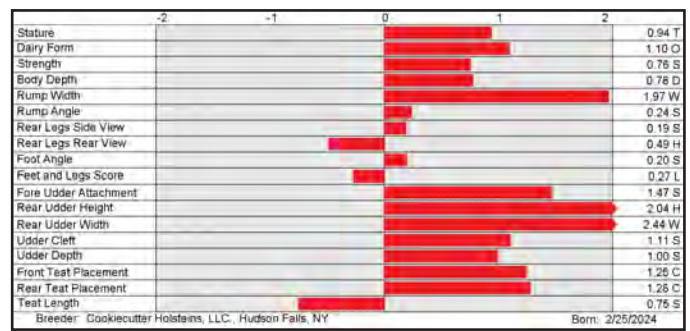
Milk	+597	81%R	Net Merit (74%R)	+\$770
Protein	+0.07%	+38	DWP\$	+\$845
Fat	+0.26%	+96	Cheese Merit	+\$802

CDCB-S/HA Genomic Evaluation (04/26)

Type	+1.20	UDC	+1.53	FLC	-0.53	BWC	+0.64	79%R	GTPI	+3262
------	-------	-----	-------	-----	-------	-----	-------	------	------	-------

Health and Fertility (04/26)

SCS	2.78	77%R	MAS	+2.0	72%R	PL	+3.3	76%R
LIV	+0.8	73%R	DPR	-0.6	75%R	HCR	+2.2	76%R
CCR	+0.5	75%R	FI	+0.7	75%R	SCE	1.5%	73%R
WT\$	+\$74	DCE	2.2%	71%R	DSB	3.6%	65%R	
CW\$	+\$2	HHP\$	+\$836	SCR	+0.4	60%R		



7H018184 T-SPRUCE KICK-IT-ET 8403288959706

99% RHA-I TR TP TC TM TL TD DMS: 456,561 aAa: 324 B-Casein: A1A2 K-Casein: AB

CDCB-S Genomic Evaluation (04/26)

Milk	+1,100	79%R	Net Merit (72%R)	+\$1,007
Protein	+0.08%	+59	DWP\$	+\$994
Fat	+0.26%	+117	Cheese Merit	+\$1,047

CDCB-S/HA Genomic Evaluation (04/26)

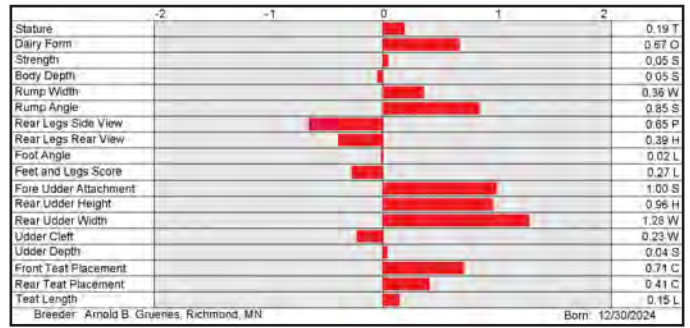
Type	+0.47	UDC	+0.72	FLC	-0.36	BWC	-0.18	78%R	GTPI	+3400
------	-------	-----	-------	-----	-------	-----	-------	------	------	-------

Health and Fertility (04/26)

SCS	2.86	75%R	MAS	+1.9	72%R	PL	+3.9	75%R
LIV	+0.3	72%R	DPR	-0.9	74%R	HCR	+0.4	73%R
CCR	+0.8	74%R	FI	+0.4	74%R	SCE	1.2%	63%R
WT\$	+\$13		DCE	1.9%	57%R	DSB	3.9%	56%R
CW\$	+\$12		HHP\$	+\$1,076				



Karl x Sheepster x Torro



7H018089 S-S-I KARL BLIND DATE-ET 8403287659557

99% RHA-I TR TP TC TM TL TD TE DMS: 456,561 aAa: 543 B-Casein: A1A2 K-Casein: BB

CDCB-S Genomic Evaluation (04/26)

Milk	+780	80%R	Net Merit (72%R)	+\$951
Protein	+0.13%	+62	DWP\$	+\$1,001
Fat	+0.28%	+108	Cheese Merit	+\$1,009

CDCB-S/HA Genomic Evaluation (04/26)

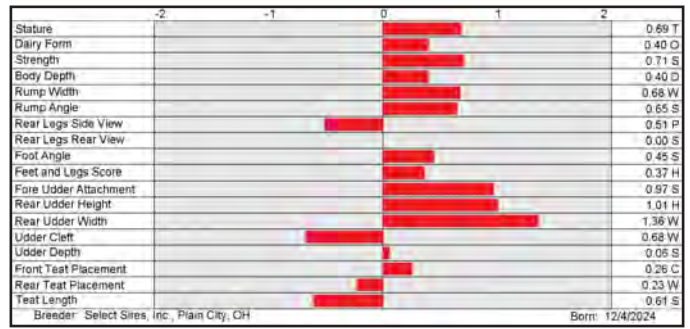
Type	+0.88	UDC	+0.50	FLC	+0.15	BWC	+0.63	79%R	GTPI	+3444
------	-------	-----	-------	-----	-------	-----	-------	------	------	-------

Health and Fertility (04/26)

SCS	2.81	76%R	MAS	+2.8	72%R	PL	+4.2	75%R
LIV	+1.0	72%R	DPR	-0.4	74%R	HCR	+2.7	73%R
CCR	+1.3	74%R	FI	+1.1	74%R	SCE	1.5%	64%R
WT\$	+\$31		DCE	1.6%	58%R	DSB	3.6%	56%R
CW\$	+\$63		HHP\$	+\$1,092				



Karl x Dominance x Rashaan



7H018024 PEN-COL HILMAR-D KILGORE-ET 8403272407317

99% RHA-I TR TP TC TM TV TL TY TD TE aAa: 423 B-Casein: A1A2 K-Casein: AA

CDCB-S Genomic Evaluation (04/26)

Milk	+1,018	79%R	Net Merit (72%R)	+\$927
Protein	+0.06%	+50	DWP\$	+\$994
Fat	+0.19%	+95	Cheese Merit	+\$958

CDCB-S/HA Genomic Evaluation (04/26)

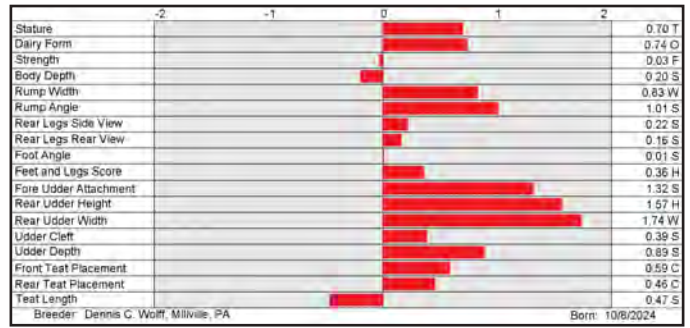
Type	+1.18	UDC	+1.15	FLC	+0.16	BWC	-0.08	78%R	GTPI	+3422
------	-------	-----	-------	-----	-------	-----	-------	------	------	-------

Health and Fertility (04/26)

SCS	2.81	75%R	MAS	+3.8	72%R	PL	+5.4	75%R
LIV	-0.4	72%R	DPR	+1.0	74%R	HCR	+3.0	73%R
CCR	+3.1	74%R	FI	+2.3	74%R	SCE	1.4%	64%R
WT\$	+\$110		DCE	1.8%	58%R	DSB	3.9%	56%R
CW\$	+\$5		HHP\$	+\$1,055				



Karl x Sheepster x Gameday



250H017346 BEYOND FELIX BOLDNESS-ET 8403267428909

99% RHA-I TR TP TC TM TV TL TY TD TE aAa: 342 B-Casein: A2A2 K-Casein: BB

CDCB-S Genomic Evaluation (04/26)

Milk	+641	82%R	Net Merit (75%R)	+\$961
Protein	+0.09%	+44	DWP\$	+\$1,091
Fat	+0.29%	+105	Cheese Merit	+\$1,002

CDCB-S/HA Genomic Evaluation (04/26)

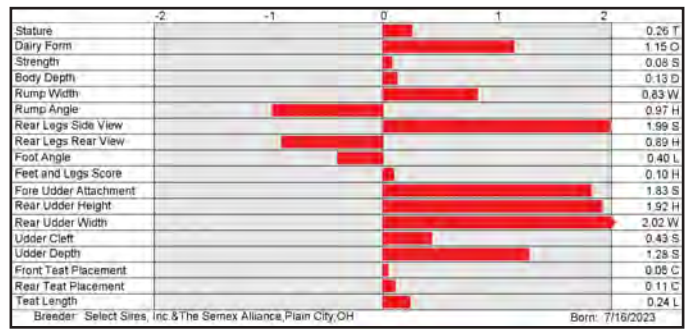
Type	+1.41	UDC	+1.57	FLC	-0.29	BWC	-0.27	81%R	GTPI	+3423
------	-------	-----	-------	-----	-------	-----	-------	------	------	-------

Health and Fertility (04/26)


SCS	2.69	80%R	MAS	+3.6	73%R	PL	+4.5	77%R
LIV	+1.8	74%R	DPR	+0.6	77%R	HCR	+1.3	76%R
CCR	+1.4	77%R	FI	+1.2	77%R	SCE	1.3%	89%R
WT\$	+\$171		DCE	1.5%	71%R	DSB	2.6%	65%R
CW\$	-\$15		HHP\$	+\$1,073		SCR	+2.4	92%R



Felix x Deluxe x Biggelo




7H018184 KICK-IT




KICKIT

7H018089 BLIND DATE



BLIND DATE

7H018024 KILGORE



KILGORE

250H017346 BOLDNESS



AOT DELUXE HI-LIGHTED-ET (EX-91-EX-MS-DOM)
Dam of BOLDNESS

7H017527 KINGS-RANSOM S DRESSUP-ET 8403247634527

99% RHA-I TR TP TC TM TV TL TY TD TE DMS: 123,135 aAa: 312 B-Casein: A1A2 K-Casein: AB

Sheepster x Maui x Acura

CDCB-S Genomic Evaluation (04/26)

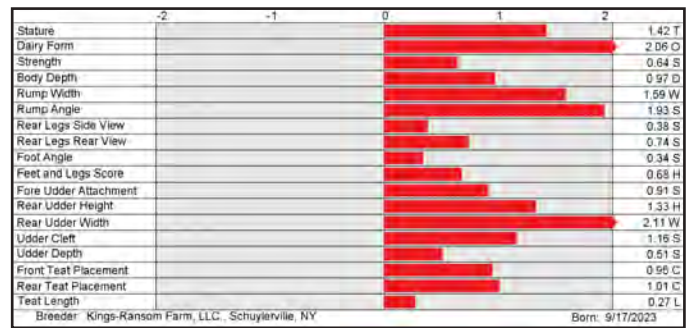
Milk	+1,311	82%R	Net Merit (75%R)	+\$957
Protein	+0.05%	+56	DWP\$	+\$1,054
Fat	+0.26%	+126	Cheese Merit	+\$983

CDCB-S/HA Genomic Evaluation (04/26)

Type	+1.63	UDC	+0.97	FLC	+0.40	BWC	+0.17	81%R	GTPI	+3376
------	-------	-----	-------	-----	-------	-----	-------	------	------	-------

Health and Fertility (04/26)

SCS	2.90	79%R	MAS	+2.4	73%R	PL	+3.3	77%R
LIV	+0.7	74%R	DPR	-2.8	77%R	HCR	+1.0	76%R
CCR	-2.3	77%R	FI	-1.8	77%R	SCE	2.3%	78%R
WT\$	+\$11		DCE	2.5%	70%R	DSB	5.2%	65%R
CW\$	+\$58		HHP\$	+\$991		SCR	-1.5	78%R



7H018017 S-S-I SIEMERS HADZ WOLFF-ET 8403288815024

99% RHA-I TR TP TC TM TV TL TY TD TE B-Casein: A1A2 K-Casein: BB

Hadzuki x Sheepster x Deluxe

CDCB-S Genomic Evaluation (04/26)

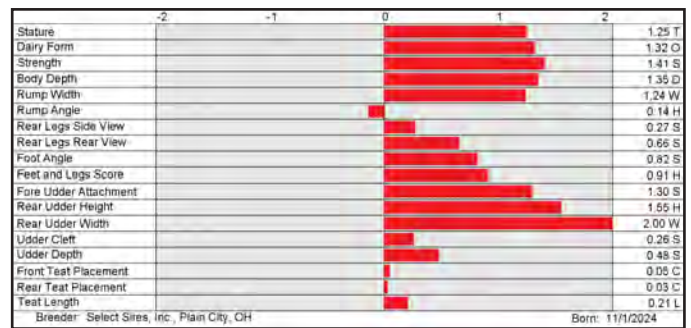
Milk	+519	80%R	Net Merit (72%R)	+\$856
Protein	+0.13%	+51	DWP\$	+\$931
Fat	+0.37%	+120	Cheese Merit	+\$911

CDCB-S/HA Genomic Evaluation (04/26)

Type	+1.77	UDC	+0.93	FLC	+0.63	BWC	+1.00	79%R	GTPI	+3395
------	-------	-----	-------	-----	-------	-----	-------	------	------	-------

Health and Fertility (04/26)

SCS	2.74	76%R	MAS	+2.8	72%R	PL	+3.4	75%R
LIV	-0.8	72%R	DPR	-1.9	75%R	HCR	+1.3	73%R
CCR	-0.5	74%R	FI	-0.3	74%R	SCE	1.9%	63%R
WT\$	+\$35		DCE	1.9%	58%R	DSB	4.9%	56%R
CW\$	+\$9		HHP\$	+\$1,014				



7H017380 MELARRY SHEEPSTER DIJON-ET 8403270399161

99% RHA-I TR TP TC TM TV TL TY TD TE DMS: 234,123 aAa: 423 B-Casein: A1A2 K-Casein: AA

Sheepster x Drive x Try Me

CDCB-S Genomic Evaluation (04/26)

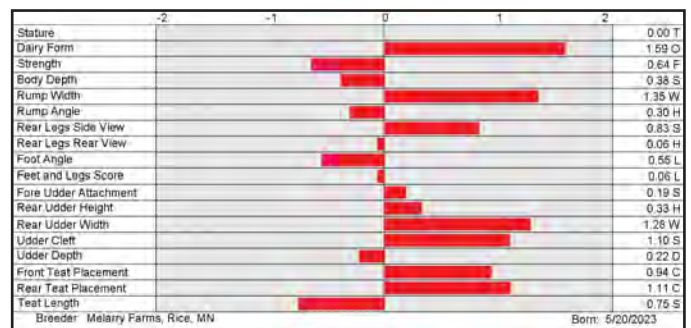
Milk	+1,630	82%R	Net Merit (75%R)	+\$1,014
Protein	+0.06%	+70	DWP\$	+\$969
Fat	+0.18%	+118	Cheese Merit	+\$1,046

CDCB-S/HA Genomic Evaluation (04/26)

Type	+0.65	UDC	+0.50	FLC	-0.11	BWC	-1.01	81%R	GTPI	+3420
------	-------	-----	-------	-----	-------	-----	-------	------	------	-------

Health and Fertility (04/26)

SCS	2.86	79%R	MAS	+0.9	73%R	PL	+3.9	77%R
LIV	-1.9	74%R	DPR	-1.7	77%R	HCR	+0.8	76%R
CCR	+0.5	77%R	FI	+0.0	77%R	SCE	1.8%	90%R
WT\$	-\$66		DCE	2.6%	70%R	DSB	5.2%	65%R
CW\$	+\$16		HHP\$	+\$1,032		SCR	+0.8	80%R



7H018281 SIEMERS S-S-I BILL-ET 8403288816554

99% RHA-I TR TP TC TM TL TD TE DMS: 456,345 aAa: 345 B-Casein: A2A2 K-Casein: AB

Heimrix x Ibendigo x Taos

CDCB-S Genomic Evaluation (04/26)

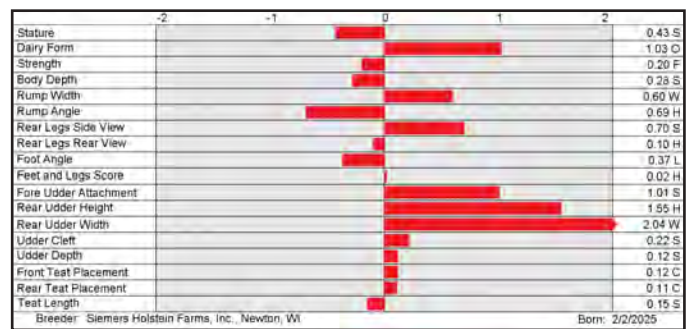
Milk	+835	80%R	Net Merit (72%R)	+\$938
Protein	+0.09%	+51	DWP\$	+\$1,160
Fat	+0.27%	+109	Cheese Merit	+\$976

CDCB-S/HA Genomic Evaluation (04/26)


Type	+1.01	UDC	+1.20	FLC	+0.05	BWC	-0.65	79%R	GTPI	+3393
------	-------	-----	-------	-----	-------	-----	-------	------	------	-------

Health and Fertility (04/26)

SCS	2.91	76%R	MAS	+2.9	72%R	PL	+4.4	74%R
LIV	+0.3	72%R	DPR	-0.2	74%R	HCR	+0.8	73%R
CCR	+1.1	74%R	FI	+0.9	74%R	SCE	1.5%	63%R
WT\$	+\$106		DCE	2.1%	58%R	DSB	4.3%	56%R
CW\$	+\$66		HHP\$	+\$1,026				



7H017527 DRESSUP




DRESSUP

7H018017 WOLFF



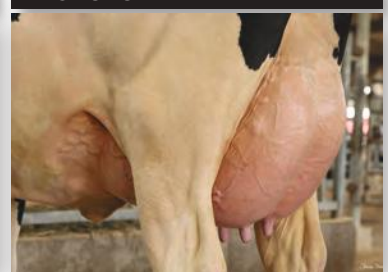
BEYOND SHPSTER 42065-ET (VG-85-VG-MS-DOM)
Dam of WOLFF

7H017380 DIJON



DIJON

7H018281 BILL



BADGER SHF IBEN 40201-ET (GP-84-VG-MS-DOM)
Dam of BILL

14H018087 S-S-I STAGGER ERAS-ET 8403287659548

99% RHA-I TR TP TC TM TL TD TE aAa: 345 B-Casein: A2A2 K-Casein: BB

CDCB-S Genomic Evaluation (04/26)

Milk	+894	80%R	Net Merit (72%R)	+\$912
Protein	+0.09%	+54	DWP\$	+\$1,052
Fat	+0.20%	+91	Cheese Merit	+\$953

CDCB-S/HA Genomic Evaluation (04/26)

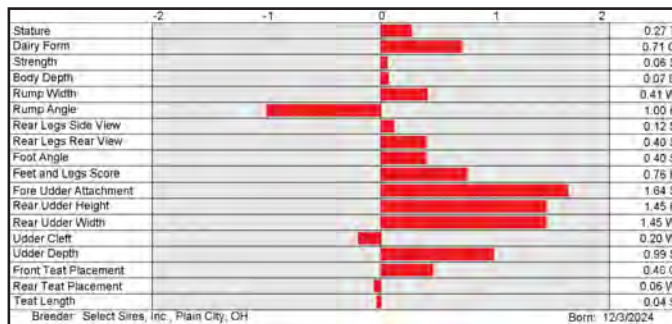
Type +1.34 UDC +1.17 FLC +0.66 BWC -0.15 79%R GTPI +3423

Health and Fertility (04/26)

SCS	2.86	76%R	MAS	+2.5	72%R	PL	+5.1	74%R
LIV	+1.3	72%R	DPR	+0.2	75%R	HCR	+1.5	73%R
CCR	+1.8	74%R	FI	+1.1	74%R	SCE	1.5%	64%R
WT\$	+\$185		DCE	1.2%	58%R	DSB	3.4%	56%R
CW\$	-\$9		HHP\$	+\$1,011				



Stagger x Chew-P x Gameday



14H017589 S-S-I RIMBOT SACK-ET 8403274170819

99% RHA-I TR TP TC TM TV TL TY TD TE aAa: 561 B-Casein: A1A2 K-Casein: BB

CDCB-S Genomic Evaluation (04/26)

Milk	+1,612	81%R	Net Merit (74%R)	+\$1,147
Protein	+0.00%	+53	DWP\$	+\$1,374
Fat	+0.11%	+98	Cheese Merit	+\$1,164

CDCB-S/HA Genomic Evaluation (04/26)

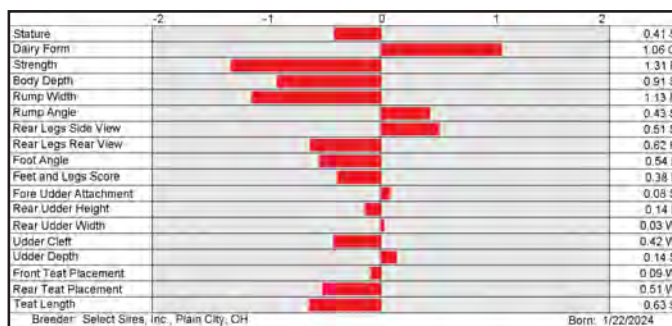
Type +0.33 UDC +0.00 FLC -0.39 BWC -1.80 79%R GTPI +3363

Health and Fertility (04/26)

SCS	2.50	77%R	MAS	+5.8	72%R	PL	+6.7	76%R
LIV	+3.8	73%R	DPR	-1.7	75%R	HCR	-0.9	76%R
CCR	-0.1	75%R	FI	-0.8	75%R	SCE	1.1%	72%R
WT\$	+\$152		DCE	1.5%	71%R	DSB	3.1%	65%R
CW\$	+\$70		HHP\$	+\$1,122				



Rimbot x Greycup x Alphabet



14H018025 HILMAR-D GIANT CHOPPER-ET 8403272407322

99% RHA-I TR TP TC TM TL TD TE DMS: 456,561 aAa: 312 B-Casein: A2A2 K-Casein: AA

CDCB-S Genomic Evaluation (04/26)

Milk	+592	80%R	Net Merit (72%R)	+\$892
Protein	+0.08%	+41	DWP\$	+\$939
Fat	+0.25%	+93	Cheese Merit	+\$933

CDCB-S/HA Genomic Evaluation (04/26)

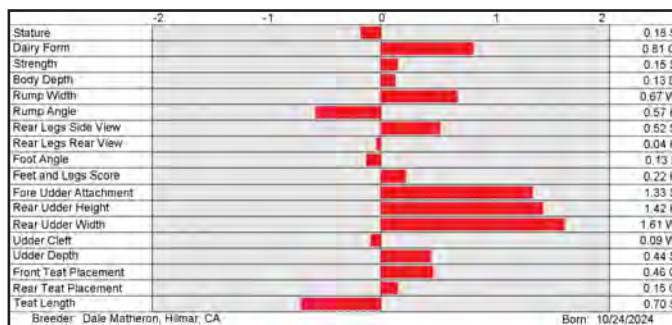
Type +1.01 UDC +1.10 FLC +0.19 BWC -0.19 79%R GTPI +3341

Health and Fertility (04/26)

SCS	2.56	76%R	MAS	+3.7	71%R	PL	+4.9	74%R
LIV	+0.4	71%R	DPR	-0.2	74%R	HCR	+2.0	72%R
CCR	+2.1	74%R	FI	+1.0	74%R	SCE	1.1%	63%R
WT\$	+\$97		DCE	1.2%	57%R	DSB	2.8%	55%R
CW\$	-\$2		HHP\$	+\$992				



Giant x Achieve x Alonso



14H017564 SIEMERS ROOKER-ET 8403267429681

99% RHA-I TR TP TC TM TV TL TY TD TE DMS: 345,234 aAa: 534 B-Casein: A2A2 K-Casein: BB

CDCB-S Genomic Evaluation (04/26)

Milk	+753	82%R	Net Merit (75%R)	+\$1,037
Protein	+0.11%	+54	DWP\$	+\$1,333
Fat	+0.31%	+115	Cheese Merit	+\$1,083

CDCB-S/HA Genomic Evaluation (04/26)

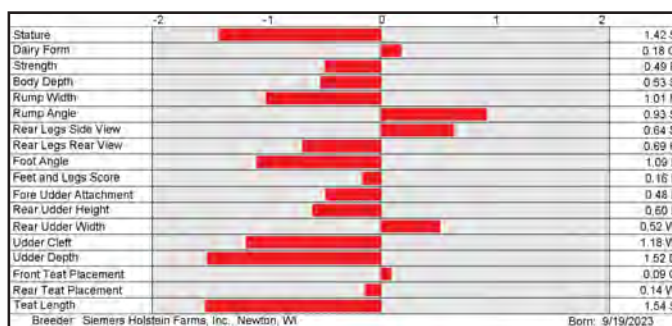
Type -0.36 UDC -0.37 FLC -0.04 BWC -0.98 81%R GTPI +3320

Health and Fertility (04/26)

SCS	2.89	79%R	MAS	+1.5	73%R	PL	+3.6	77%R
LIV	+1.7	74%R	DPR	-0.2	76%R	HCR	+2.3	76%R
CCR	+1.0	76%R	FI	+0.9	76%R	SCE	1.1%	81%R
WT\$	+\$180		DCE	1.1%	70%R	DSB	3.1%	65%R
CW\$	+\$66		HHP\$	+\$1,019		SCR	-2.9	66%R



Dominance x Upside x Legacy



14H018110 GENOSOURCE REFUTE-ET 8403260127426

99% RHA-I TR TP TC TM TV TL TD TE aAa: 342 B-Casein: A2A2 K-Casein: AB

CDCB-S Genomic Evaluation (04/26)

Milk	+1,107	82%R	Net Merit (74%R)	+\$1,104
Protein	+0.09%	+61		
Fat	+0.28%	+122	Cheese Merit	+\$1,143

CDCB-S/HA Genomic Evaluation (04/26)


Type -1.17 UDC -0.47 FLC -1.40 BWC -1.75 81%R GTPI +3255

Health and Fertility (04/26)

SCS	2.99	79%R	MAS	+0.8	74%R	PL	+4.3	77%R
LIV	+0.7	73%R	DPR	-1.5	77%R	HCR	+0.4	76%R
CCR	-0.3	77%R	FI	-0.3	77%R	SCE	1.2%	63%R
			DCE	1.4%	63%R	DSB	4.0%	62%R
			HHP\$	+\$1,019				



Thorson x Captain x Nashville



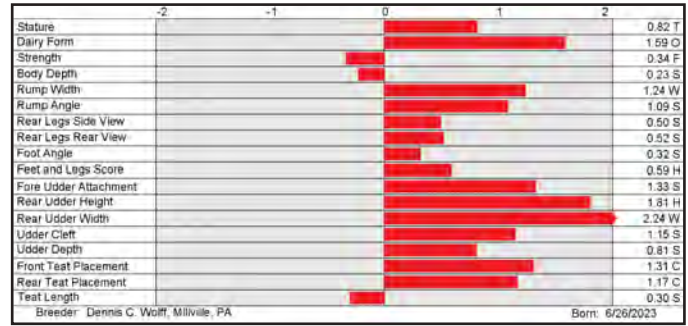
7H017418 PEN-COL BARKEEP-ET 8403242815804

99% RHA-I TR TP TC TM TV TL TY TD TE DMS: 561,126 aAa: 423 B-Casein: A2A2 K-Casein: AA

Sheepster x Gameday x Legacy



CDCB-S Genomic Evaluation		(04/26)	
Milk	+1,180 82%R	Net Merit (75%R)	+\$967
Protein	+0.06% +55	DWP\$	+\$902
Fat	+0.29% +129	Cheese Merit	+\$996
CDCB-S/HA Genomic Evaluation		(04/26)	
Type	+1.50	UDC	+1.42
FLC	+0.41	BWC	-0.61
81%R		GTPI	+3440
Health and Fertility		(04/26)	
SCS	2.93 79%R	MAS	+0.2 73%R
LIV	-1.4 75%R	DPR	-1.2 78%R
CCR	+0.0 77%R	FI	-0.1 78%R
WT\$	-\$210	DCE	2.1% 70%R
CW\$	+\$63	HHP\$	+\$976
PL	+3.0 77%R	HCR	+0.2 77%R
SCE	1.7% 96%R	DSB	4.6% 65%R
SCR	+0.3 96%R		



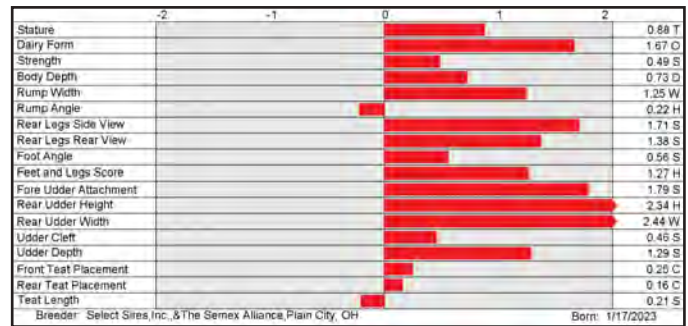
250H017022 BEYOND FIGARO KNACK-ET 8403253835727

99% RHA-I TR TP TC TM TV TL TY TD TE DMS: 246,234 aAa: 243 B-Casein: A1A2 K-Casein: AB

Figaro x Deluxe x Biggelo



CDCB-S Genomic Evaluation		(04/26)	
Milk	+873 82%R	Net Merit (75%R)	+\$887
Protein	+0.07% +48	DWP\$	+\$947
Fat	+0.30% +117	Cheese Merit	+\$920
CDCB-S/HA Genomic Evaluation		(04/26)	
Type	+2.09	UDC	+1.64
FLC	+1.10	BWC	+0.04
82%R		GTPI	+3432
Health and Fertility		(04/26)	
SCS	2.85 80%R	MAS	+2.4 74%R
LIV	-2.4 73%R	DPR	-0.8 78%R
CCR	+0.1 78%R	FI	+0.2 78%R
WT\$	+\$69	DCE	0.9% 71%R
CW\$	-\$16	HHP\$	+\$986
PL	+2.6 78%R	HCR	+1.0 77%R
SCE	1.1% 95%R	DSB	3.2% 65%R
SCR	+2.1 96%R		



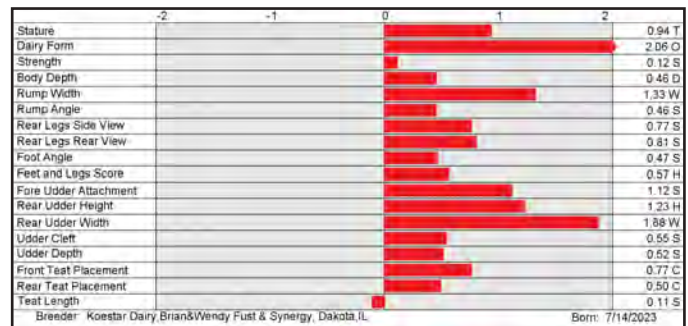
7H017372 K-STAR-FS ALCATRAZ-ET 8403248215305

99% RHA-I TR TP TC TM TV TL TY TD TE DMS: 561,135 aAa: 432 B-Casein: A2A2 K-Casein: AA

Sheepster x Gameday x Renegade



CDCB-S Genomic Evaluation		(04/26)	
Milk	+1,133 82%R	Net Merit (75%R)	+\$909
Protein	+0.08% +58	DWP\$	+\$975
Fat	+0.30% +129	Cheese Merit	+\$943
CDCB-S/HA Genomic Evaluation		(04/26)	
Type	+1.78	UDC	+0.96
FLC	+0.43	BWC	-0.40
81%R		GTPI	+3410
Health and Fertility		(04/26)	
SCS	2.96 79%R	MAS	+0.7 73%R
LIV	-2.1 74%R	DPR	-1.8 78%R
CCR	-0.3 77%R	FI	-0.5 78%R
WT\$	-\$72	DCE	2.2% 70%R
CW\$	+\$74	HHP\$	+\$966
PL	+2.5 77%R	HCR	+1.5 77%R
SCE	1.6% 88%R	DSB	4.7% 65%R
SCR	+2.7 81%R		



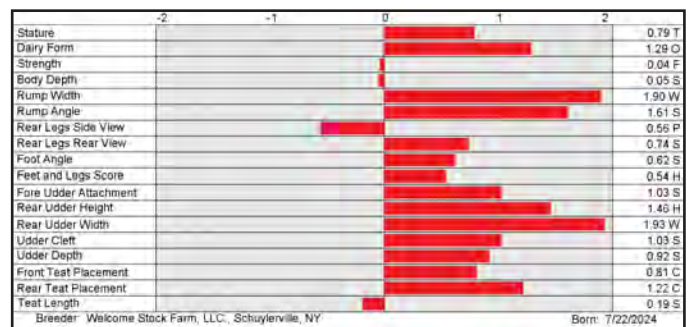
7H017924 WELCOME LUSBY-ET 8403252524205

99% RHA-I TR TP TC TM TV TL TY TD TE DMS: 234,345 aAa: 324 B-Casein: A1A2 K-Casein: AA

Sheepster x Wheelhouse x Maximus



CDCB-S Genomic Evaluation		(04/26)	
Milk	+1,368 82%R	Net Merit (75%R)	+\$949
Protein	+0.04% +56	DWP\$	+\$1,036
Fat	+0.16% +101	Cheese Merit	+\$973
CDCB-S/HA Genomic Evaluation		(04/26)	
Type	+1.19	UDC	+1.21
FLC	+0.44	BWC	-0.13
81%R		GTPI	+3412
Health and Fertility		(04/26)	
SCS	2.88 79%R	MAS	+1.6 73%R
LIV	+1.2 74%R	DPR	-0.6 77%R
CCR	+0.7 77%R	FI	+0.5 77%R
WT\$	+\$25	DCE	1.6% 62%R
CW\$	+\$54	HHP\$	+\$983
PL	+4.7 77%R	HCR	+1.8 76%R
SCE	1.4% 63%R	DSB	4.2% 62%R
SCR			




7H017418 BARKEEP



BARKEEP

250H017022 KNACK




KNACK

7H017372 ALCATRAZ



ALCATRAZ

7H017924 LUSBY



LUSBY

7HO17476 S-S-I SHF SHPSTR ALEWIFE-ET 8403267429995

99% RHA-I TR TP TC TM TV TL TY TD TE DMS: 345,135 B-Casein: A2A2 K-Casein: AA

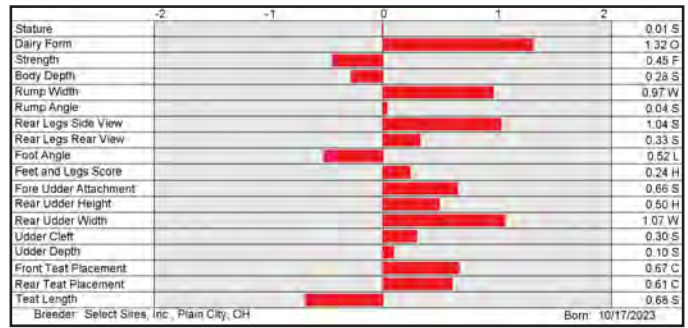
CDCB-S Genomic Evaluation		(04/26)	
Milk	+1,187 82%R	Net Merit (75%R)	+\$980
Protein	+0.07% +57	DWP\$	+\$1,054
Fat	+0.21% +107	Cheese Merit	+\$1,013

CDCB-S/HA Genomic Evaluation		(04/26)	
Type	+0.84	UDC	+0.57
FLC	+0.21	BWC	-0.80
81%R		GTPI	+3388

Health and Fertility		(04/26)	
SCS	2.88 79%R	MAS	+1.1 73%R
LIV	-0.1 74%R	DPR	-0.5 77%R
CCR	+1.7 77%R	FI	+1.1 77%R
WT\$	-\$1	DCE	1.5% 70%R
CW\$	+\$36	HHP\$	+\$994



Sheepster x Upside x Legacy



7HO17383 T-SPRUCE SKEET-ET 8403260815572

99% RHA-I TR TP TC TM TV TL TY TD TE DMS: 135,345 aAa: 435 B-Casein: A1A2 K-Casein: AA

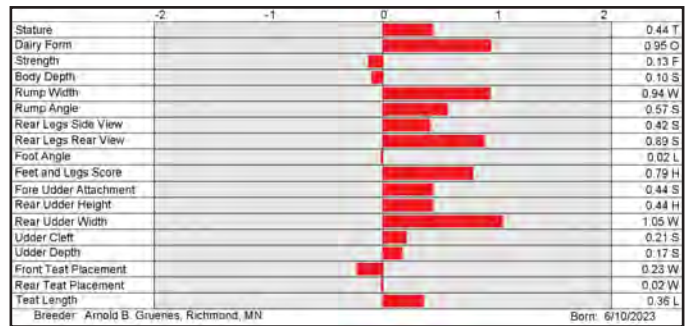
CDCB-S Genomic Evaluation		(04/26)	
Milk	+1,416 82%R	Net Merit (75%R)	+\$989
Protein	+0.05% +61	DWP\$	+\$1,171
Fat	+0.21% +118	Cheese Merit	+\$1,018

CDCB-S/HA Genomic Evaluation		(04/26)	
Type	+0.82	UDC	+0.35
FLC	+0.72	BWC	-0.29
81%R		GTPI	+3397

Health and Fertility		(04/26)	
SCS	2.86 80%R	MAS	+1.7 73%R
LIV	+0.9 74%R	DPR	-2.1 78%R
CCR	-0.2 78%R	FI	-0.6 78%R
WT\$	+\$107	DCE	1.8% 70%R
CW\$	+\$21	HHP\$	+\$1,037



Sheepster x Upside x Lionel



7HO18051 OCD GIANT REGENCY-ET 8403297709894

99% RHA-I TR TP TC TM TV TL TY TD TE aAa: 324 B-Casein: A2A2 K-Casein: AA

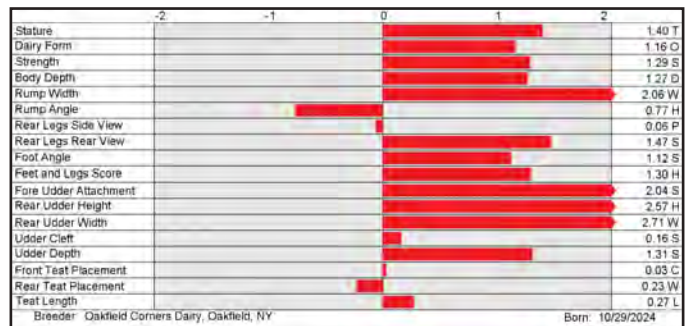
CDCB-S Genomic Evaluation		(04/26)	
Milk	+355 80%R	Net Merit (73%R)	+\$790
Protein	+0.13% +46	DWP\$	+\$527
Fat	+0.40% +121	Cheese Merit	+\$840

CDCB-S/HA Genomic Evaluation		(04/26)	
Type	+2.04	UDC	+1.63
FLC	+1.12	BWC	+1.16
79%R		GTPI	+3365

Health and Fertility		(04/26)	
SCS	2.95 76%R	MAS	-0.3 72%R
LIV	-1.6 72%R	DPR	-1.5 75%R
CCR	-0.3 74%R	FI	-0.7 74%R
WT\$	-\$234	DCE	1.5% 58%R
CW\$	+\$17	HHP\$	+\$877



Giant x Trooper x Captain



7HO17338 BADGER SIEMERS NONI-ET 8403267429184

99% RHA-I TR TP TC TM TV TL TY TD TE DMS: 135,561 aAa: 423 B-Casein: A2A2 K-Casein: AB

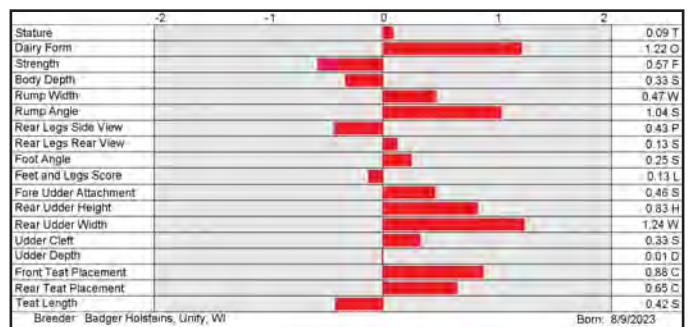
CDCB-S Genomic Evaluation		(04/26)	
Milk	+1,331 82%R	Net Merit (75%R)	+\$1,033
Protein	+0.04% +56	DWP\$	+\$1,231
Fat	+0.22% +116	Cheese Merit	+\$1,059

CDCB-S/HA Genomic Evaluation		(04/26)	
Type	+0.63	UDC	+0.64
FLC	-0.09	BWC	-0.91
80%R		GTPI	+3377

Health and Fertility		(04/26)	
SCS	2.87 79%R	MAS	+1.2 73%R
LIV	+2.0 74%R	DPR	-1.0 78%R
CCR	+0.5 77%R	FI	-0.3 78%R
WT\$	+\$82	DCE	1.5% 70%R
CW\$	+\$55	HHP\$	+\$1,021



Sheepster x Zazzle x Shiek



7HO16935 BEYOND LETCHWORTH GIANT-ET 8403253835518

99% RHA-I TR TP TC TM TV TL TY TD TE DMS: 126,561 aAa: 312 B-Casein: A2A2 K-Casein: AA

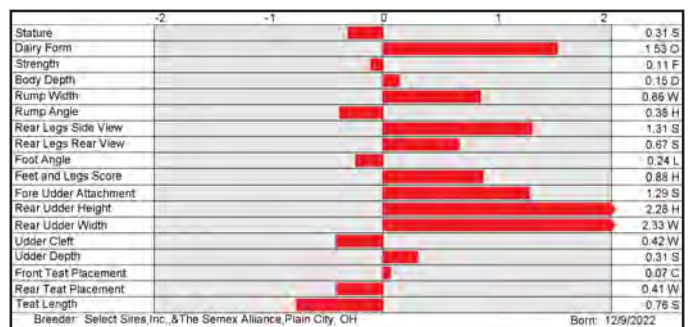
CDCB-S Genomic Evaluation		(04/26)	
Milk	+51 82%R	Net Merit (75%R)	+\$904
Protein	+0.12% +33	DWP\$	+\$830
Fat	+0.44% +118	Cheese Merit	+\$951

CDCB-S/HA Genomic Evaluation		(04/26)	
Type	+1.36	UDC	+1.40
FLC	+0.87	BWC	-0.71
82%R		GTPI	+3328

Health and Fertility		(04/26)	
SCS	2.86 80%R	MAS	+1.5 75%R
LIV	-0.6 73%R	DPR	-0.6 78%R
CCR	+0.7 78%R	FI	+0.2 78%R
WT\$	-\$53	DCE	1.2% 70%R
CW\$	+\$8	HHP\$	+\$891



Letchworth x Deluxe x Biggelo



14HO17026 S-S-I VAN GOGH SOLAS-ET 8403253835971

99% RHA-I TR TP TC TM TV TL TY TD TE DMS: 561,456 aAa: 435 B-Casein: A1A2 K-Casein: BB

CDCB-S Genomic Evaluation (04/26)

Milk	+998	82%R	Net Merit (75%R)	+\$931
Protein	+0.05%	+46	DWP\$	+\$1,223
Fat	+0.18%	+91	Cheese Merit	+\$960

CDCB-S/HA Genomic Evaluation (04/26)

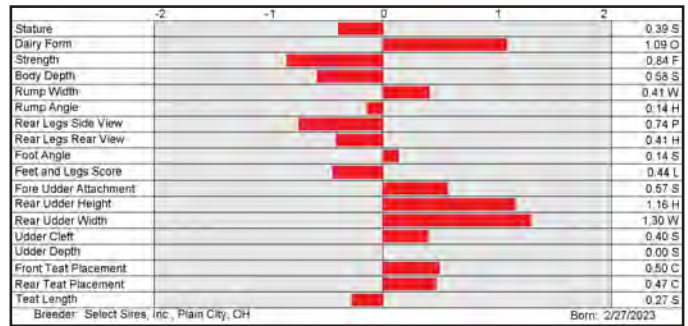
Type +0.48 UDC +0.86 FLC -0.37 BWC -1.18 81%R GTPI +3220

Health and Fertility (04/26)

SCS	2.68	79%R	MAS	+2.2	75%R	PL	+4.6	77%R
LIV	+2.4	73%R	DPR	-2.2	78%R	HCR	-0.2	77%R
CCR	-1.3	78%R	FI	-1.3	78%R	SCE	1.0%	84%R
WT\$	+\$163		DCE	1.9%	71%R	DSB	3.8%	65%R
CW\$	+\$73		HHP\$	+\$880				



Van Gogh x Gameday x Legacy



14HO17305 PINE-TREE OLLYVER-ET 8403250267390

99% RHA-I TR TP TC TM TV TL TY TD MW DMS: 561,456 aAa: 312 B-Casein: A2A2 K-Casein: AB

CDCB-S Genomic Evaluation (04/26)

Milk	-100	81%R	Net Merit (74%R)	+\$995
Protein	+0.14%	+33	DWP\$	+\$1,225
Fat	+0.37%	+92	Cheese Merit	+\$1,051

CDCB-S/HA Genomic Evaluation (04/26)

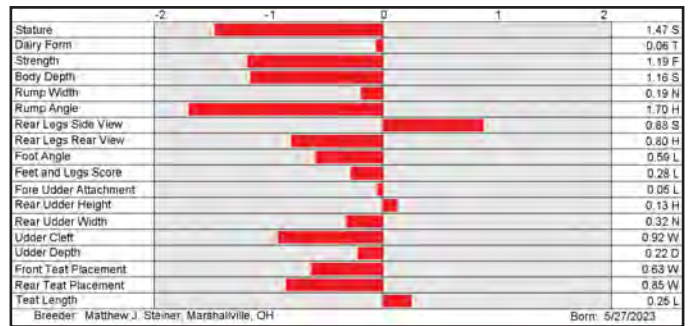
Type -0.16 UDC +0.07 FLC -0.13 BWC -1.29 80%R GTPI +3245

Health and Fertility (04/26)

SCS	2.72	77%R	MAS	+3.7	72%R	PL	+5.4	76%R
LIV	+2.9	73%R	DPR	+0.5	75%R	HCR	+2.0	73%R
CCR	+2.4	75%R	FI	+1.8	75%R	SCE	1.3%	86%R
WT\$	+\$223		DCE	1.6%	71%R	DSB	3.1%	65%R
CW\$	+\$82		HHP\$	+\$988				



Oliver x Engineer x Lionel



14HO17066 HOUIN S-S-I P LAPENO-ET 8403257574794

99% RHA-I TR TP TC TM TV TL TY TD TE DMS: 135,561 aAa: 324 B-Casein: A2A2 K-Casein: BB

CDCB-S Genomic Evaluation (04/26)

Milk	+729	82%R	Net Merit (75%R)	+\$913
Protein	+0.12%	+57	DWP\$	+\$1,122
Fat	+0.26%	+100	Cheese Merit	+\$967

CDCB-S/HA Genomic Evaluation (04/26)

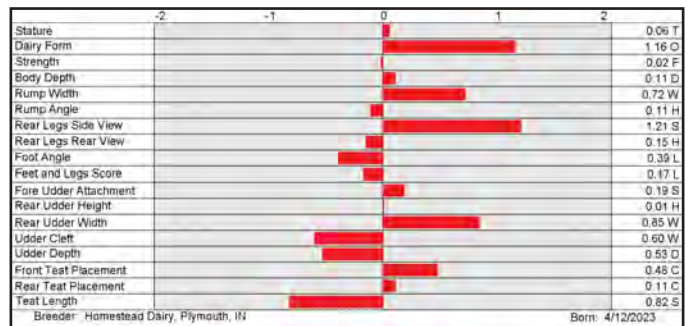
Type +0.44 UDC +0.01 FLC -0.24 BWC -0.41 81%R GTPI +3291

Health and Fertility (04/26)

SCS	2.79	79%R	MAS	+1.8	73%R	PL	+3.5	77%R
LIV	+0.2	73%R	DPR	-0.8	77%R	HCR	+1.5	75%R
CCR	+0.2	77%R	FI	+0.2	77%R	SCE	1.6%	90%R
WT\$	+\$71		DCE	2.1%	70%R	DSB	3.6%	65%R
CW\$	+\$62		HHP\$	+\$953		SCR	+0.0	75%R



Powerstar x Gameday x Renegade



14HO17392 KENYON-HILL SHEEP PAXTON-ET 8403267801935

99% RHA-I TR TP TC TM TV TL TY TD TE DMS: 135,345 aAa: 345 B-Casein: A1A2 K-Casein: AA

CDCB-S Genomic Evaluation (04/26)

Milk	+1,155	82%R	Net Merit (75%R)	+\$883
Protein	+0.06%	+54	DWP\$	+\$1,079
Fat	+0.23%	+110	Cheese Merit	+\$911

CDCB-S/HA Genomic Evaluation (04/26)

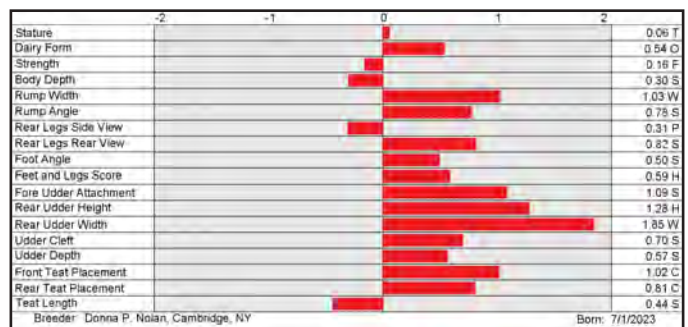
Type +1.24 UDC +1.20 FLC +0.67 BWC -0.20 81%R GTPI +3378

Health and Fertility (04/26)

SCS	2.93	79%R	MAS	+1.1	73%R	PL	+3.7	77%R
LIV	-0.1	75%R	DPR	-1.0	77%R	HCR	+2.5	77%R
CCR	-0.5	77%R	FI	+0.2	77%R	SCE	2.0%	92%R
WT\$	+\$26		DCE	2.4%	71%R	DSB	4.6%	65%R
CW\$	+\$90		HHP\$	+\$929		SCR	-1.2	90%R



Sheepster x Gameday x Pursuit



14HO17352 S-S-I ACHIEVE FISHER-ET 8403261833433

99% RHA-I TR TP TC TM TV TL TY TD TE aAa: 534 B-Casein: A2A2 K-Casein: AA

CDCB-S Genomic Evaluation (04/26)

Milk	+737	82%R	Net Merit (74%R)	+\$872
Protein	+0.04%	+36	DWP\$	+\$1,141
Fat	+0.22%	+89	Cheese Merit	+\$897

CDCB-S/HA Genomic Evaluation (04/26)

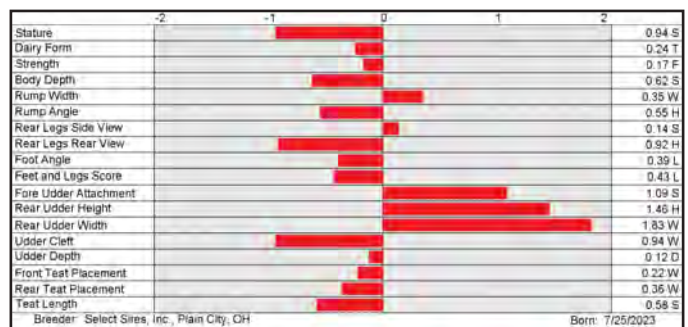
Type +0.66 UDC +1.03 FLC -0.36 BWC -0.22 81%R GTPI +3289

Health and Fertility (04/26)

SCS	2.72	78%R	MAS	+3.5	73%R	PL	+5.2	77%R
LIV	+1.4	73%R	DPR	+0.5	77%R	HCR	+4.2	75%R
CCR	+2.4	76%R	FI	+2.1	76%R	SCE	1.7%	83%R
WT\$	+\$253		DCE	2.4%	70%R	DSB	4.4%	65%R
CW\$	+\$50		HHP\$	+\$957		SCR	+0.2	83%R



Achieve x Gameday x Zarek



7H017069 S-S-I SIEMERS P ATOZ-ET 8403257574857

99% RHA-I TR TP TC TM TV TL TY TD TE DMS: 561,135 aAa: 435 B-Casein: A1A2 K-Casein: AA

CDCB-S Genomic Evaluation (04/26)

Milk	+670	82%R	Net Merit (74%R)	+\$927
Protein	+0.12%	+53	DWP\$	+\$1,216
Fat	+0.29%	+107	Cheese Merit	+\$979

CDCB-S/HA Genomic Evaluation (04/26)

Type	+1.01	UDC	+0.48	FLC	-0.15	BWC	+0.25	81%R	GTPI	+3358
------	-------	-----	-------	-----	-------	-----	-------	------	------	-------

Health and Fertility (04/26)

SCS	2.71	78%R	MAS	+4.6	73%R	PL	+4.0	77%R
LIV	+0.3	73%R	DPR	-1.1	77%R	HCR	+2.2	75%R
CCR	+0.3	77%R	FI	+0.2	77%R	SCE	1.3%	93%R
WT\$	+\$182	DCE	2.0%	71%R	DSB	3.9%	65%R	
CW\$	+\$84	HHP\$	+\$1,020	SCR	+0.8	73%R		



Powerstar x Gameday x Riveting



7H017853 S-S-I HIPSTER QUESADILLA-ET 8403285492552

99% RHA-I TR TP TC TM TV TL TY TD TE DMS: 345,135 aAa: 342 B-Casein: A2A2 K-Casein: AB

CDCB-S Genomic Evaluation (04/26)

Milk	+698	80%R	Net Merit (72%R)	+\$859
Protein	+0.07%	+41	DWP\$	+\$1,225
Fat	+0.12%	+60	Cheese Merit	+\$897

CDCB-S/HA Genomic Evaluation (04/26)

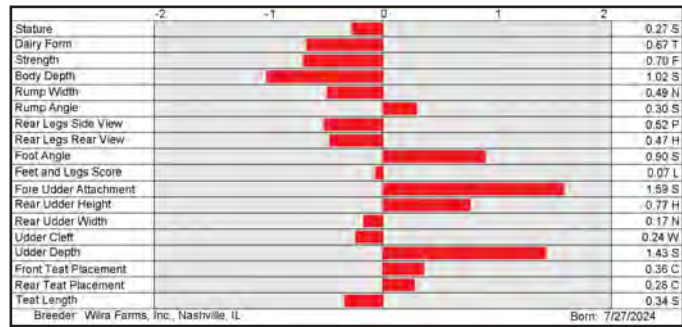
Type	+0.35	UDC	+0.85	FLC	-0.06	BWC	-0.42	78%R	GTPI	+3266
------	-------	-----	-------	-----	-------	-----	-------	------	------	-------

Health and Fertility (04/26)

SCS	2.54	76%R	MAS	+3.8	72%R	PL	+6.4	75%R
LIV	+2.3	72%R	DPR	+1.2	75%R	HCR	+1.9	74%R
CCR	+2.5	75%R	FI	+2.0	75%R	SCE	1.0%	63%R
WT\$	+\$359	DCE	1.7%	58%R	DSB	2.9%	56%R	
CW\$	+\$57	HHP\$	+\$937	SCR				



Hipster x Magnum x Gameday



250H017271 PLAIN-KNOLL INDEPENDANT-ET 8403213324079

99% RHA-I TR TP TC TM TV TL TY TD TE DMS: 345,234 aAa: 462 B-Casein: A2A2 K-Casein: BB

CDCB-S Genomic Evaluation (04/26)

Milk	+971	82%R	Net Merit (75%R)	+\$924
Protein	+0.07%	+51	DWP\$	+\$1,137
Fat	+0.26%	+110	Cheese Merit	+\$962

CDCB-S/HA Genomic Evaluation (04/26)

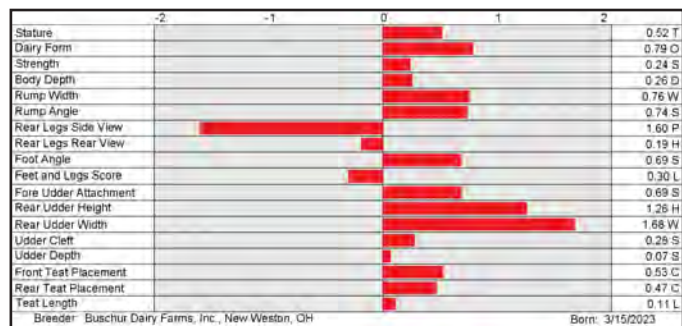
Type	+0.81	UDC	+0.80	FLC	-0.42	BWC	+0.07	81%R	GTPI	+3290
------	-------	-----	-------	-----	-------	-----	-------	------	------	-------

Health and Fertility (04/26)

SCS	2.66	79%R	MAS	+3.6	75%R	PL	+3.8	77%R
LIV	+1.3	73%R	DPR	-2.9	78%R	HCR	-0.1	77%R
CCR	-1.8	78%R	FI	-1.7	78%R	SCE	1.0%	88%R
WT\$	+\$177	DCE	1.4%	71%R	DSB	3.2%	65%R	
CW\$	+\$39	HHP\$	+\$992	SCR	+2.8	79%R		



Van Gogh x Gameday x Venture



7H017411 KINGS-RANSOM E DENYME-ET 8403247634485

99% RHA-I TR TP TC TM TV TL TY TD TE DMS: 456,561 aAa: 345 B-Casein: A1A2 K-Casein: AB

CDCB-S Genomic Evaluation (04/26)

Milk	+896	82%R	Net Merit (75%R)	+\$882
Protein	+0.06%	+45	DWP\$	+\$1,064
Fat	+0.15%	+78	Cheese Merit	+\$913

CDCB-S/HA Genomic Evaluation (04/26)

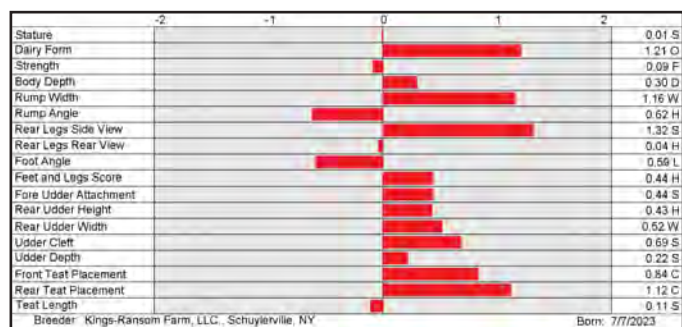
Type	+0.81	UDC	+0.51	FLC	+0.27	BWC	-0.41	81%R	GTPI	+3256
------	-------	-----	-------	-----	-------	-----	-------	------	------	-------

Health and Fertility (04/26)


SCS	2.73	79%R	MAS	+4.3	73%R	PL	+4.7	77%R
LIV	+0.4	74%R	DPR	-0.6	78%R	HCR	+1.5	77%R
CCR	+0.5	77%R	FI	+0.4	78%R	SCE	1.7%	95%R
WT\$	+\$134	DCE	1.4%	71%R	DSB	2.4%	65%R	
CW\$	+\$78	HHP\$	+\$905	SCR	-0.1	86%R		



Easton x Gameday x Acura



7H017069 ATOZ



ATOZ

7H017853 QUESADILLA




QUESADILLA

250H017271 INDEPENDANT



INDEPENDANT

7H017411 DENYME



DENYME

7H018381 OCD KINGDOM RATTLESNAKE-ET 8403293804589

99% RHA-I TR TP TC TV TL TY TD DMS: 135,345 aAa: 354 B-Casein: A1A2 K-Casein: BE

CDCB-S Genomic Evaluation (04/26)

Milk	+1,243	80%R	Net Merit (72%R)	+\$960
Protein	+0.05%	+54	DWP\$	+\$1,203
Fat	+0.19%	+105	Cheese Merit	+\$989

CDCB-S/HA Genomic Evaluation (04/26)

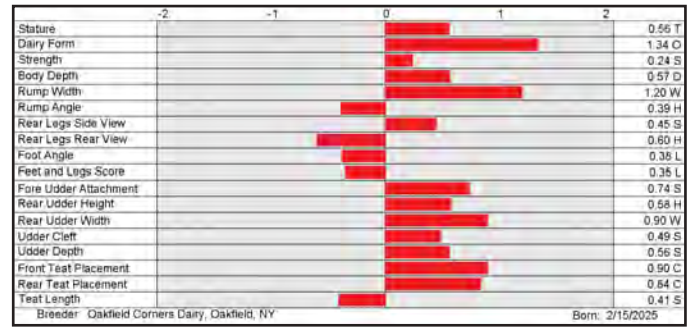
Type	+0.73	UDC	+0.60	FLC	-0.57	BWC	-0.08	79%R	GTPI	+3348
------	-------	-----	-------	-----	-------	-----	-------	------	------	-------

Health and Fertility (04/26)

SCS	2.75	76%R	MAS	+3.6	71%R	PL	+4.1	75%R
LIV	+1.8	72%R	DPR	-0.8	75%R	HCR	+3.2	73%R
CCR	+0.5	74%R	FI	+0.4	74%R	SCE	1.5%	63%R
WT\$	+\$211	DCE	2.2%	57%R	DSB	4.2%	56%R	
CW\$	+\$9	HHP\$	+\$1,048					



Kingdom x Easton x Gameday



7H017199 BEYOND F BUTTERMAKER-ET 8403257574689

99% RHA-I TR TP TC TM TV TL TY TD TE DMS: 135,123 aAa: 342 B-Casein: A2A2 K-Casein: AA

CDCB-S Genomic Evaluation (04/26)

Milk	+1,149	82%R	Net Merit (75%R)	+\$916
Protein	+0.05%	+51	DWP\$	+\$1,096
Fat	+0.23%	+111	Cheese Merit	+\$945

CDCB-S/HA Genomic Evaluation (04/26)

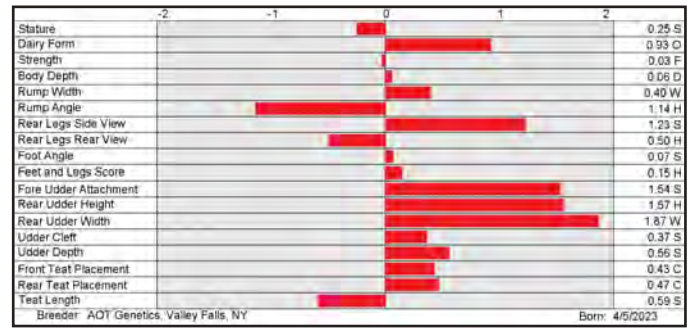
Type	+1.29	UDC	+1.35	FLC	+0.03	BWC	-0.44	81%R	GTPI	+3380
------	-------	-----	-------	-----	-------	-----	-------	------	------	-------

Health and Fertility (04/26)

SCS	2.72	80%R	MAS	+3.9	73%R	PL	+3.5	77%R
LIV	-0.7	73%R	DPR	-1.1	77%R	HCR	+1.0	76%R
CCR	-0.7	77%R	FI	-0.2	77%R	SCE	1.5%	76%R
WT\$	+\$159	DCE	1.4%	71%R	DSB	4.1%	65%R	
CW\$	+\$0	HHP\$	+\$1,015	SCR	+1.8	74%R		



Frampton x Deluxe x Biggelo



7H017434 WEBB-VUE SHPSTR PATRON-ET 8403274172784

99% RHA-I TR TP TC TM TV TL TY TD TE DMS: 234,345 aAa: 342 B-Casein: A1A2 K-Casein: AA

CDCB-S Genomic Evaluation (04/26)

Milk	+1,499	82%R	Net Merit (75%R)	+\$1,057
Protein	+0.01%	+52	DWP\$	+\$1,094
Fat	+0.21%	+120	Cheese Merit	+\$1,070

CDCB-S/HA Genomic Evaluation (04/26)

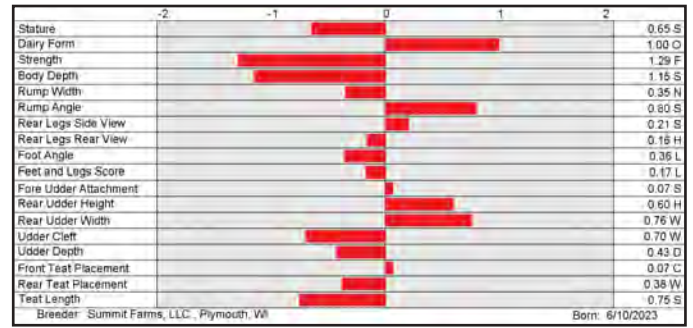
Type	+0.25	UDC	+0.26	FLC	-0.05	BWC	-1.70	81%R	GTPI	+3335
------	-------	-----	-------	-----	-------	-----	-------	------	------	-------

Health and Fertility (04/26)

SCS	2.86	79%R	MAS	+1.4	73%R	PL	+4.3	77%R
LIV	-0.1	74%R	DPR	-1.4	78%R	HCR	+1.6	77%R
CCR	+0.2	77%R	FI	+0.0	78%R	SCE	1.6%	82%R
WT\$	-\$37	DCE	2.1%	70%R	DSB	4.0%	65%R	
CW\$	+\$35	HHP\$	+\$982	SCR	+0.8	72%R		



Sheepster x Gameday x Rome



7H017920 OCD SUNDANCE RONNIE-ET 8403283145458

99% RHA-I TR TP TC TM TL TD TE DMS: 234,246 aAa: 423 B-Casein: A2A2 K-Casein: AB

CDCB-S Genomic Evaluation (04/26)

Milk	+714	81%R	Net Merit (73%R)	+\$831
Protein	+0.05%	+38	DWP\$	+\$753
Fat	+0.23%	+91	Cheese Merit	+\$858

CDCB-S/HA Genomic Evaluation (04/26)


Type	+0.71	UDC	+0.33	FLC	-0.12	BWC	-0.13	78%R	GTPI	+3233
------	-------	-----	-------	-----	-------	-----	-------	------	------	-------

Health and Fertility (04/26)

SCS	2.82	77%R	MAS	+3.0	72%R	PL	+4.4	76%R
LIV	+1.7	73%R	DPR	+0.4	75%R	HCR	+2.7	76%R
CCR	+2.3	75%R	FI	+1.6	75%R	SCE	1.4%	63%R
WT\$	-\$22	DCE	2.0%	62%R	DSB	4.1%	60%R	
CW\$	+\$6	HHP\$	+\$896					



Sundance x Deluxe x Captain



7H017679 OCD RIMBOT MAYNARD-ET 8403283135142

99% RHA-I TR TP TC TM TV TL TY TD TE DMS: 345,135 aAa: 432 B-Casein: A1A2 K-Casein: BB

CDCB-S Genomic Evaluation (04/26)

Milk	+1,841	81%R	Net Merit (74%R)	+\$1,026
Protein	+0.04%	+71	DWP\$	+\$1,147
Fat	+0.13%	+113	Cheese Merit	+\$1,053

CDCB-S/HA Genomic Evaluation (04/26)

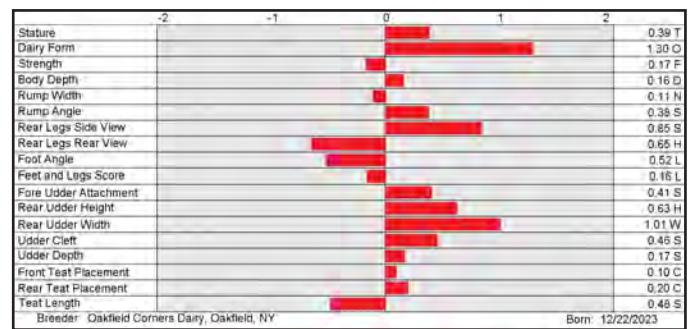
Type	+0.34	UDC	+0.45	FLC	-0.42	BWC	-0.65	79%R	GTPI	+3381
------	-------	-----	-------	-----	-------	-----	-------	------	------	-------

Health and Fertility (04/26)

SCS	2.81	77%R	MAS	+3.1	72%R	PL	+3.8	76%R
LIV	+0.6	73%R	DPR	-3.1	75%R	HCR	-0.8	76%R
CCR	-1.5	75%R	FI	-1.7	75%R	SCE	1.7%	73%R
WT\$	+\$80	DCE	1.6%	71%R	DSB	3.1%	65%R	
CW\$	+\$28	HHP\$	+\$1,060	SCR	+0.3	70%R		



Rimbot x Old Dutch x Captain



14HO17344 SIEMERS SSI D AULIUS-ET 8403267429698

99% RHA-I TR TP TC TM TV TL TY TD TE aAa: 243 B-Casein: A2A2 K-Casein: AB

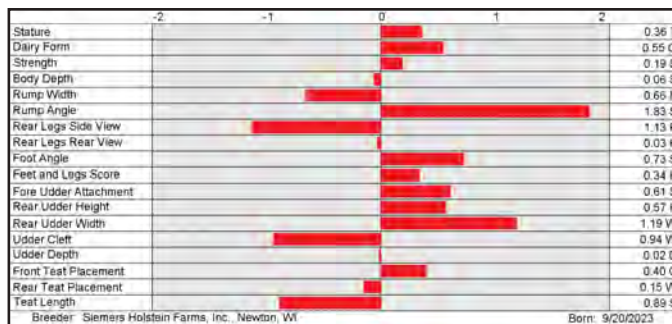
CDCB-S Genomic Evaluation (04/26)			
Milk	+658	82%R	Net Merit (75%R) +\$909
Protein	+0.13%	+56	DWP\$ +\$1,117
Fat	+0.29%	+105	Cheese Merit +\$960

CDCB-S/HA Genomic Evaluation (04/26)			
Type	+0.47	UDC +0.31	FLC +0.19
BWC	-0.16	81%R	GTPI +3398

Health and Fertility (04/26)			
SCS	2.96	79%R	MAS +1.1
LIV	+0.9	74%R	DPR +1.2
CCR	+2.8	77%R	FI +2.5
WT\$	+\$21	DCE 1.3%	70%R
CW\$	+\$56	HHP\$ +\$997	SCR -0.8



Dominance x Spot Lite x Renegade



14HO17260 COOKIECUTTER HOEDOWN-ET 8403243272756

99% RHA-I TR TP TC TM TV TL TY TD TE DMS: 345,234 aAa: 423 B-Casein: A2A2 K-Casein: AB

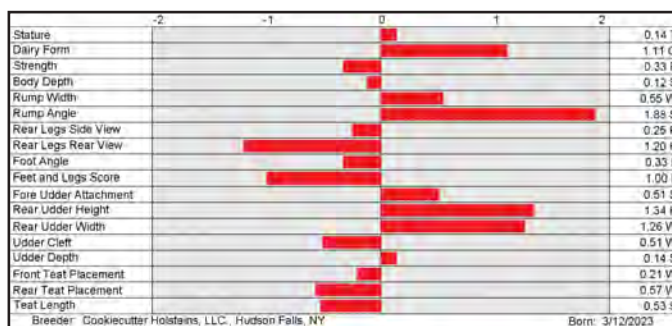
CDCB-S Genomic Evaluation (04/26)			
Milk	+1,707	82%R	Net Merit (75%R) +\$928
Protein	+0.00%	+55	DWP\$ +\$967
Fat	+0.09%	+96	Cheese Merit +\$940

CDCB-S/HA Genomic Evaluation (04/26)			
Type	+0.37	UDC +0.61	FLC -1.13
BWC	-0.64	82%R	GTPI +3266

Health and Fertility (04/26)			
SCS	2.70	80%R	MAS +2.4
LIV	+0.2	73%R	DPR -1.3
CCR	-0.3	78%R	FI -0.1
WT\$	-\$73	DCE 1.7%	71%R
CW\$	+\$70	HHP\$ +\$951	SCR -0.1



Van Gogh x Gameday x Biggelo



14HO17937 LARS-ACRES JUMPAROUND-ET 8403270391622

99% RHA-I TR TP TC TM TV TL TY TD TE DMS: 135,123 aAa: 432 B-Casein: A1A2 K-Casein: BB

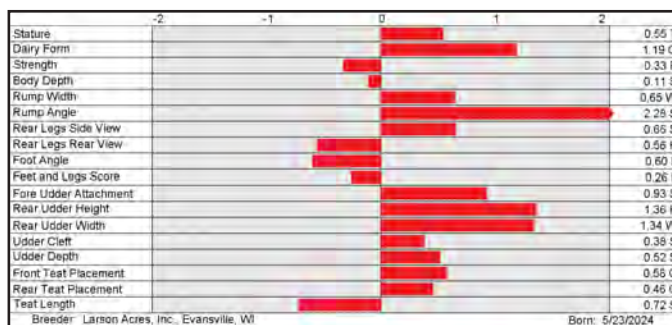
CDCB-S Genomic Evaluation (04/26)			
Milk	+1,394	81%R	Net Merit (73%R) +\$933
Protein	+0.07%	+65	DWP\$ +\$1,043
Fat	+0.11%	+89	Cheese Merit +\$969

CDCB-S/HA Genomic Evaluation (04/26)			
Type	+0.63	UDC +0.87	FLC -0.51
BWC	-0.57	79%R	GTPI +3375

Health and Fertility (04/26)			
SCS	2.81	77%R	MAS +0.9
LIV	+0.1	73%R	DPR -0.3
CCR	+1.8	75%R	FI +1.0
WT\$	+\$3	DCE 2.1%	59%R
CW\$	+\$53	HHP\$ +\$970	SCR 3.8%



Howitzer x Rashan x Legacy



14HO17556 S-S-I SIEMERS LIONEL KOKIO 8403267429157

99% RHA-I TR TP TC TM TV TL TY TD TE DMS: 345,135 aAa: 432 B-Casein: A1A2 K-Casein: AB

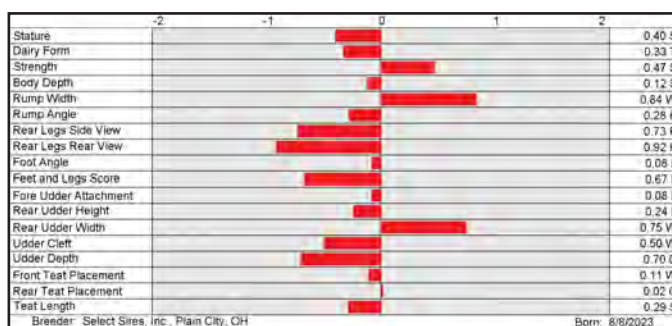
CDCB-S Genomic Evaluation (04/26)			
Milk	+1,235	82%R	Net Merit (76%R) +\$836
Protein	+0.04%	+52	DWP\$ +\$1,081
Fat	+0.17%	+97	Cheese Merit +\$862

CDCB-S/HA Genomic Evaluation (04/26)			
Type	-0.28	UDC -0.05	FLC -0.68
BWC	+0.53	81%R	GTPI +3245

Health and Fertility (04/26)			
SCS	2.78	79%R	MAS +0.5
LIV	-0.5	76%R	DPR -0.4
CCR	+2.7	78%R	FI +1.8
WT\$	+\$65	DCE 1.7%	71%R
CW\$	+\$96	HHP\$ +\$944	SCR 3.9%



Lionel x Ahead x Einstein




14HO17344 AULIUS



S-S-I SPOT L 12380 12689-ET (EX-90-EX-MS-DOM)
Dam of AULIUS

14HO17260 HOEDOWN



HOEDOWN

14HO17937 JUMPAROUND



JUMPAROUND

14HO17556 KOKIO



KOKIO

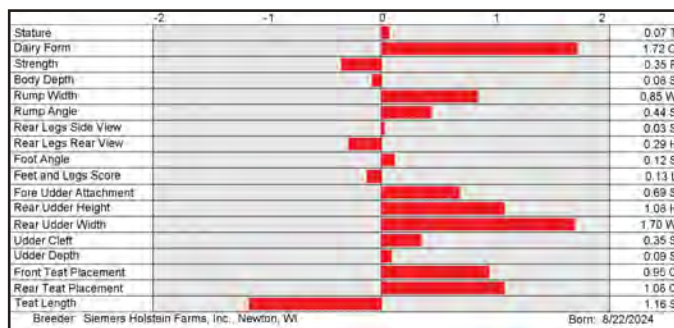
7H017883 SIEMERS SSI T EPENETUS-ET 8403284828109

99% RHA-I TR TP TC TM TV TL TY TD TE DMS: 135,123 aAa: 324 B-Casein: A1A2 K-Casein: AA

CDCB-S Genomic Evaluation		(04/26)	
Milk	+1,117 80%R	Net Merit (72%R)	+\$919
Protein	+0.05% +51	DWP\$	+\$1,113
Fat	+0.19% +99	Cheese Merit	+\$949
CDCB-S/HA Genomic Evaluation		(04/26)	
Type	+0.69	UDC	+0.85
FLC	-0.18	BWC	-0.91
79%R		GTPI	+3347
Health and Fertility		(04/26)	
SCS	2.77 76%R	MAS	+4.0 72%R
LIV	+0.1 72%R	DPR	-0.1 74%R
CCR	+1.2 74%R	FI	+0.7 74%R
WT\$	-\$166	DCE	1.0% 57%R
CW\$	-\$3	HHP\$	+\$972



Transfer x Jalapeno x Taos



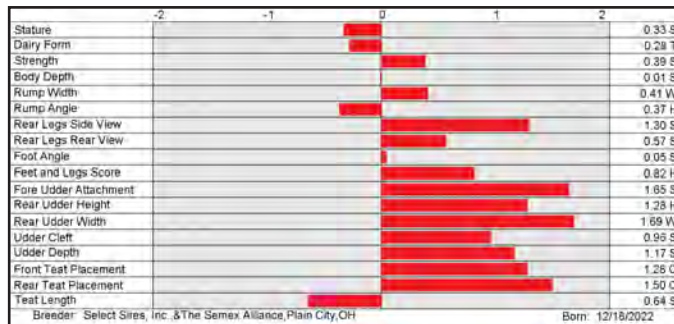
7H016990 BEYOND SEAR FROSKY-ET 8403253835575

99% RHA-I TR TP TC TM TV TL TY TD TE DMS: 561,456 aAa: 312 B-Casein: A2A2 K-Casein: BB

CDCB-S Genomic Evaluation		(04/26)	
Milk	-213 82%R	Net Merit (75%R)	+\$790
Protein	+0.16% +34	DWP\$	+\$953
Fat	+0.41% +99	Cheese Merit	+\$854
CDCB-S/HA Genomic Evaluation		(04/26)	
Type	+1.07	UDC	+1.53
FLC	+0.82	BWC	+0.41
81%R		GTPI	+3315
Health and Fertility		(04/26)	
SCS	2.68 80%R	MAS	+5.3 74%R
LIV	+0.2 73%R	DPR	+0.1 78%R
CCR	+0.6 78%R	FI	+0.8 78%R
WT\$	+\$217	DCE	1.5% 71%R
CW\$	+\$26	HHP\$	+\$966



Sear x Deluxe x Biggelo



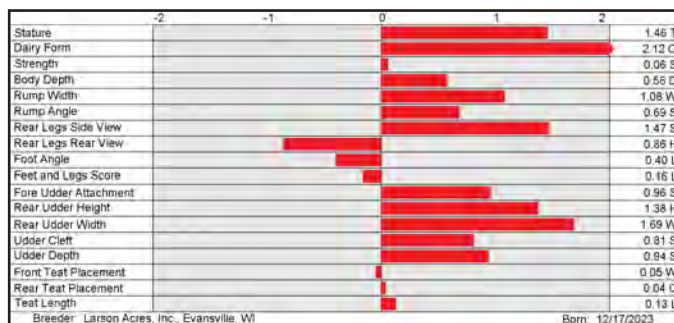
250H017507 LARS-ACRES RIM COUNTRY-ET 8403270391426

99% RHA-I TR TP TC TM TV TL TY TD TE aAa: 642 B-Casein: A2A2 K-Casein: AB

CDCB-S Genomic Evaluation		(04/26)	
Milk	+1,436 82%R	Net Merit (74%R)	+\$955
Protein	+0.07% +67	DWP\$	+\$1,006
Fat	+0.12% +93	Cheese Merit	+\$992
CDCB-S/HA Genomic Evaluation		(04/26)	
Type	+1.09	UDC	+0.87
FLC	-0.73	BWC	-0.39
79%R		GTPI	+3419
Health and Fertility		(04/26)	
SCS	2.81 77%R	MAS	+1.6 72%R
LIV	+1.0 73%R	DPR	+0.0 75%R
CCR	+1.3 75%R	FI	+1.0 75%R
WT\$	-\$53	DCE	1.4% 71%R
CW\$	+\$33	HHP\$	+\$1,032



Rimbot x Crusher x Legacy



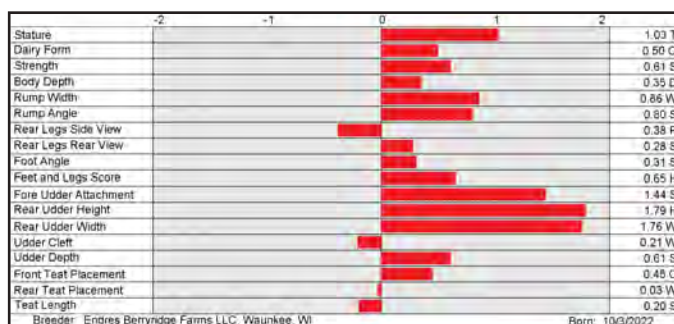
7H016735 BERRYRIDGE SSI KARL-ET 8403252557979

99% RHA-I TR TP TC TM TV TL TY TD TE DMS: 234,345 aAa: 423 B-Casein: A1A2 K-Casein: AB

CDCB-S Genomic Evaluation		(04/26)	
Milk	+726 82%R	Net Merit (75%R)	+\$795
Protein	+0.10% +50	DWP\$	+\$870
Fat	+0.21% +86	Cheese Merit	+\$840
CDCB-S/HA Genomic Evaluation		(04/26)	
Type	+1.35	UDC	+1.02
FLC	+0.36	BWC	+0.62
82%R		GTPI	+3380
Health and Fertility		(04/26)	
SCS	2.73 79%R	MAS	+2.7 75%R
LIV	-0.3 74%R	DPR	+0.8 78%R
CCR	+2.9 78%R	FI	+2.3 78%R
WT\$	+\$32	DCE	2.0% 71%R
CW\$	+\$37	HHP\$	+\$976



Hayk x Gameday x Legacy



7H017883 EPENETUS




EPENETUS

7H016990 FROSKY




AOT DELUXE HI-LIGHTED-ET (EX-91-EX-MS-DOM)
Dam of FROSKY

250H017507 COUNTRY



COUNTRY

7H016735 KARL



HORSENS SSI-BR GMDY 4920-ET (EX-91-EX-MS-DOM)
Dam of KARL

250H017513 AURORA TUBMAN-ET 8403259995104

99% RHA-I TR TP TC TM TV TL TY TD TE B-Casein: A2A2 K-Casein: AB

Sheepster x Perfect x Rapid

CDCB-S Genomic Evaluation (04/26)

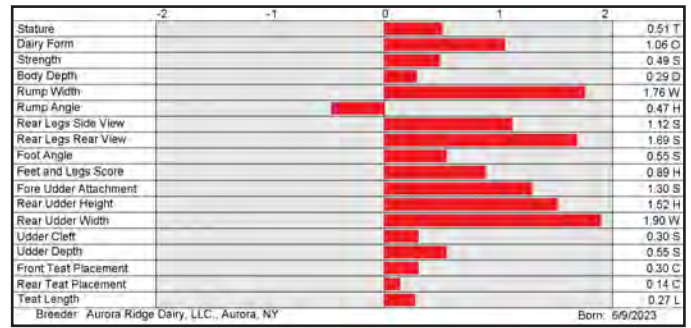
Milk	+1,676	82%R	Net Merit (75%R)	+\$810
Protein	+0.01%	+57	DWP\$	+\$958
Fat	+0.07%	+88	Cheese Merit	+\$822

CDCB-S/HA Genomic Evaluation (04/26)

Type	+1.54	UDC	+1.11	FLC	+0.98	BWC	+0.29	82%R	GTPI	+3383
------	-------	-----	-------	-----	-------	-----	-------	------	------	-------

Health and Fertility (04/26)

SCS	2.90	80%R	MAS	+1.9	73%R	PL	+4.2	78%R
LIV	-1.3	74%R	DPR	-0.1	78%R	HCR	+2.2	77%R
CCR	+1.4	78%R	FI	+1.0	78%R	SCE	1.8%	77%R
WT\$	+\$79		DCE	1.6%	70%R	DSB	4.3%	65%R
CW\$	+\$61		HHP\$	+\$921		SCR	-1.3	90%R



7H017655 COOKIECUTTER HANDLEIT-ET 8403228893921

99% RHA-I TR TP TC TM TL TD TE DMS: 456,561 aAa: 435 B-Casein: A1A2 K-Casein: BE

Sundance x Gameday x Einstein

CDCB-S Genomic Evaluation (04/26)

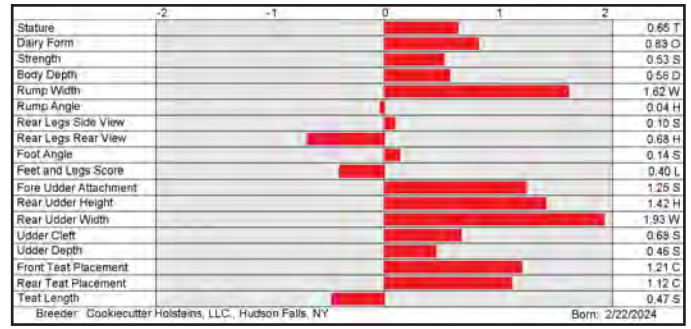
Milk	+560	81%R	Net Merit (74%R)	+\$776
Protein	+0.08%	+39	DWP\$	+\$842
Fat	+0.26%	+92	Cheese Merit	+\$811

CDCB-S/HA Genomic Evaluation (04/26)

Type	+0.79	UDC	+1.13	FLC	-0.62	BWC	+0.46	79%R	GTPI	+3233
------	-------	-----	-------	-----	-------	-----	-------	------	------	-------

Health and Fertility (04/26)

SCS	2.79	77%R	MAS	+2.4	72%R	PL	+3.4	76%R
LIV	+0.5	73%R	DPR	-0.5	75%R	HCR	+1.8	76%R
CCR	+0.8	75%R	FI	+0.9	75%R	SCE	1.4%	63%R
WT\$	+\$27		DCE	2.0%	62%R	DSB	3.4%	61%R
CW\$	+\$27		HHP\$	+\$844				



7H017858 BEYOND HIPSTER BELLIS-ET 8403285492604

99% RHA-I TR TP TC TM TV TL TY TD TE DMS: 126,561 aAa: 321 B-Casein: A1A2 K-Casein: AB

Hipster x Figaro x Deluxe

CDCB-S Genomic Evaluation (04/26)

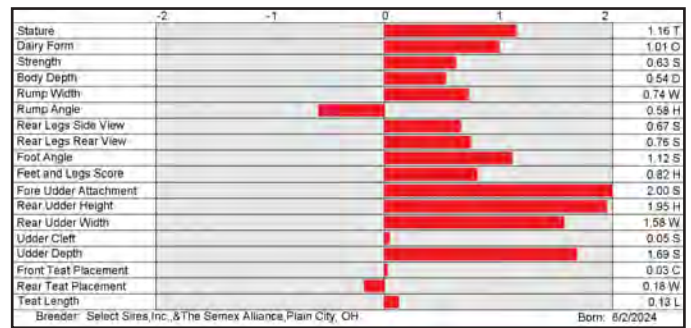
Milk	+811	80%R	Net Merit (73%R)	+\$838
Protein	+0.07%	+46	DWP\$	+\$1,059
Fat	+0.21%	+90	Cheese Merit	+\$875

CDCB-S/HA Genomic Evaluation (04/26)

Type	+1.50	UDC	+1.35	FLC	+0.61	BWC	+0.41	79%R	GTPI	+3354
------	-------	-----	-------	-----	-------	-----	-------	------	------	-------

Health and Fertility (04/26)

SCS	2.68	76%R	MAS	+3.4	72%R	PL	+4.4	75%R
LIV	-0.7	72%R	DPR	-0.2	75%R	HCR	+1.2	73%R
CCR	+0.6	75%R	FI	+0.6	75%R	SCE	0.9%	63%R
WT\$	+\$233		DCE	1.1%	58%R	DSB	3.2%	56%R
CW\$	+\$7		HHP\$	+\$958				



7H016966 OCD HAYK SANBORN-ET 8403251665537

99% RHA-I TR TP TC TM TV TL TY TD TE DMS: 561,126 aAa: 342 B-Casein: A2A2 K-Casein: AB

Hayk x Gameday x Acura

CDCB-S Genomic Evaluation (04/26)

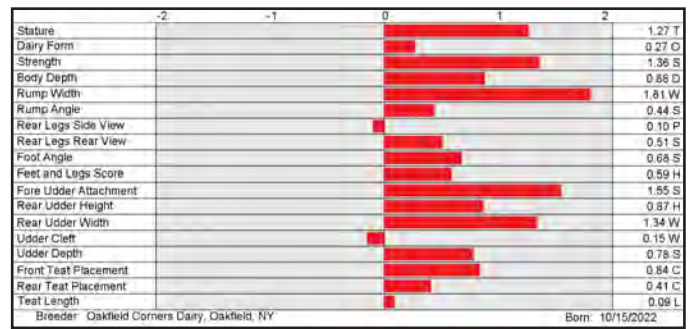
Milk	+815	82%R	Net Merit (75%R)	+\$744
Protein	+0.08%	+49	DWP\$	+\$886
Fat	+0.20%	+89	Cheese Merit	+\$780

CDCB-S/HA Genomic Evaluation (04/26)

Type	+1.14	UDC	+0.75	FLC	+0.33	BWC	+1.52	81%R	GTPI	+3316
------	-------	-----	-------	-----	-------	-----	-------	------	------	-------

Health and Fertility (04/26)

SCS	2.88	80%R	MAS	+2.5	75%R	PL	+4.0	78%R
LIV	+0.2	74%R	DPR	+0.8	78%R	HCR	+1.6	77%R
CCR	+2.4	78%R	FI	+1.8	78%R	SCE	1.4%	98%R
WT\$	+\$77		DCE	1.7%	70%R	DSB	3.9%	65%R
CW\$	+\$56		HHP\$	+\$948		SCR	-0.1	96%R




250H017513 TUBMAN



AURORA PERFECT 23719-ET (VG-88-EX-MS-DOM)
Dam of TUBMAN

7H017655 HANDLEIT



HANDLEIT

7H017858 BELLIS



BEYOND FIGARO 26006 5421-ET (VG-88-VG-MS-DOM)
Dam of BELLIS

7H016966 SANBORN



SANBORN

14HO18054 OCD TESLA SHEPARD-ET 8403283136000

99% RHA-I TR TP TC TM TL TD TE DMS: 234,246 aAa: 513 B-Casein: A1A2 K-Casein: AA

CDCB-S Genomic Evaluation (04/26)

Milk	+689	79%R	Net Merit (72%R)	+\$923
Protein	+0.04%	+34	DWP\$	+\$949
Fat	+0.29%	+107	Cheese Merit	+\$948

CDCB-S/HA Genomic Evaluation (04/26)

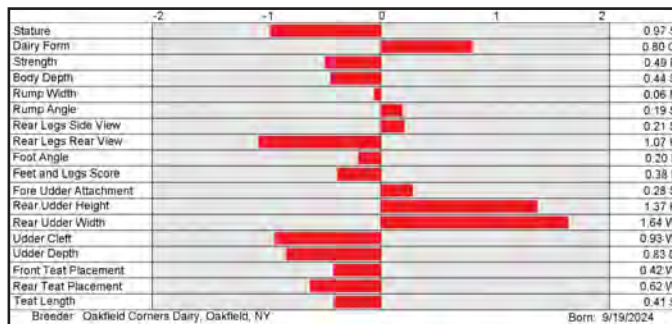
Type +0.49 UDC +0.64 FLC -0.34 BWC -1.00 78%R GTPI +3217

Health and Fertility (04/26)

SCS	2.72	75%R	MAS	+2.8	72%R	PL	+4.5	74%R
LIV	-0.5	72%R	DPR	-1.1	74%R	HCR	+0.9	73%R
CCR	+0.0	74%R	FI	+0.3	74%R	SCE	1.2%	63%R
WT\$	+\$50		DCE	2.2%	58%R	DSB	4.7%	56%R
CW\$	+\$30		HHP\$	+\$906				



Tesla x War Gear x Deluxe



14HO17657 ADAWAY SUNDANCE OTIS-ET 8403267672933

99% RHA-I TR TP TC TM TV TL TY TD TE DMS: 135,561 aAa: 345 B-Casein: A1A1 K-Casein: AB

CDCB-S Genomic Evaluation (04/26)

Milk	+766	81%R	Net Merit (74%R)	+\$826
Protein	+0.07%	+44	DWP\$	+\$746
Fat	+0.16%	+76	Cheese Merit	+\$858

CDCB-S/HA Genomic Evaluation (04/26)

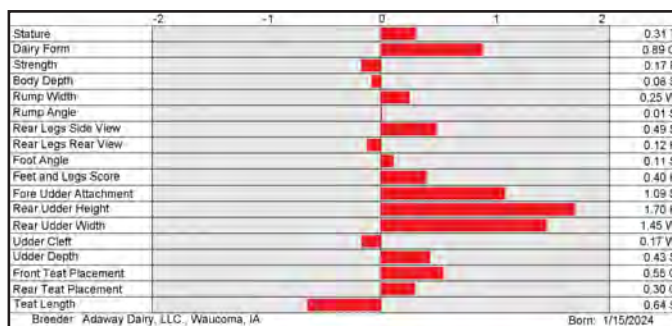
Type +0.99 UDC +0.99 FLC +0.22 BWC -0.43 79%R GTPI +3272

Health and Fertility (04/26)

SCS	2.86	77%R	MAS	+1.9	72%R	PL	+4.8	76%R
LIV	+2.0	73%R	DPR	+0.0	75%R	HCR	+1.6	77%R
CCR	+1.8	75%R	FI	+1.2	75%R	SCE	1.5%	81%R
WT\$	-\$105		DCE	1.9%	71%R	DSB	3.8%	65%R
CW\$	+\$20		HHP\$	+\$839		SCR	+3.6	88%R



Sundance x Hayk x Gameday



14HO17800 OCD SUNDANCE MARV-ET 8403285651651

99% RHA-I TR TP TC TM TV TL TY TD TE DMS: 135,345 aAa: 453 B-Casein: A1A2 K-Casein: AB

CDCB-S Genomic Evaluation (04/26)

Milk	+403	81%R	Net Merit (74%R)	+\$779
Protein	+0.05%	+26	DWP\$	+\$876
Fat	+0.21%	+74	Cheese Merit	+\$805

CDCB-S/HA Genomic Evaluation (04/26)

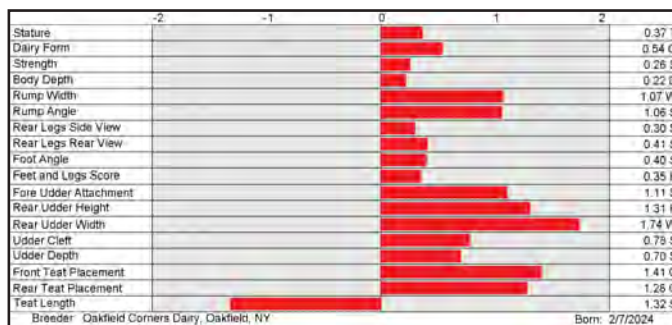
Type +0.85 UDC +1.12 FLC +0.31 BWC +0.22 79%R GTPI +3226

Health and Fertility (04/26)

SCS	2.67	77%R	MAS	+4.6	72%R	PL	+5.0	76%R
LIV	+2.7	73%R	DPR	+0.5	75%R	HCR	+5.2	77%R
CCR	+2.5	75%R	FI	+2.1	75%R	SCE	1.5%	63%R
WT\$	+\$160		DCE	1.5%	62%R	DSB	4.1%	61%R
CW\$	+\$18		HHP\$	+\$834				



Sundance x Wheelhouse x Perfect



14HO18109 FARNEAR SHAFT-ET 8403267488894

99% RHA-I TR TP TC TM TV TL TD TE aAa: 435 B-Casein: A2A2 K-Casein: AA

CDCB-S Genomic Evaluation (04/26)

Milk	+1,225	82%R	Net Merit (74%R)	+\$1,050
Protein	+0.04%	+52	DWP\$	+\$1,076
Fat	+0.17%	+97	Cheese Merit	+\$1,076

CDCB-S/HA Genomic Evaluation (04/26)

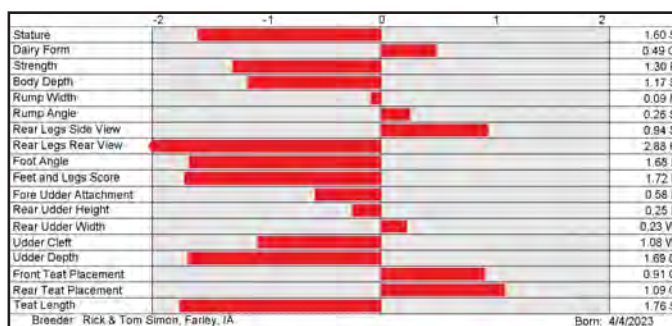
Type -0.84 UDC -0.27 FLC -1.79 BWC -1.64 81%R GTPI +3256

Health and Fertility (04/26)

SCS	2.77	79%R	MAS	+3.0	74%R	PL	+5.3	77%R
LIV	+1.0	72%R	DPR	+0.4	77%R	HCR	+2.8	76%R
CCR	+2.3	77%R	FI	+1.6	77%R	SCE	1.3%	63%R
			DCE	1.3%	62%R	DSB	3.3%	61%R
			HHP\$	+\$993				



Thorson x Cowen x Legacy



14HO17263 OCD KAHN KINGDOM-ET 8403258825290

99% RHA-I TR TP TC TM TV TL TY TD TE DMS: 123,234 aAa: 342 B-Casein: A2A2 K-Casein: BB

CDCB-S Genomic Evaluation (04/26)

Milk	+911	82%R	Net Merit (75%R)	+\$896
Protein	+0.08%	+52	DWP\$	+\$1,004
Fat	+0.19%	+90	Cheese Merit	+\$935

CDCB-S/HA Genomic Evaluation (04/26)

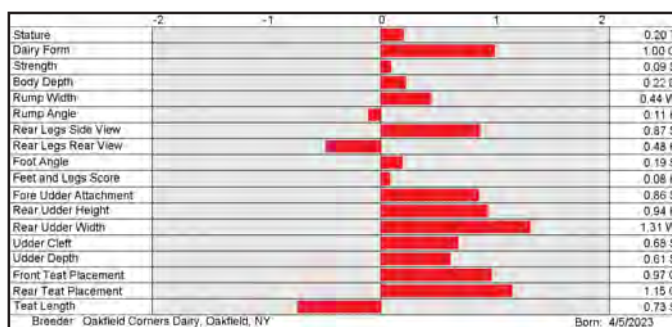
Type +0.97 UDC +0.91 FLC -0.10 BWC -0.27 82%R GTPI +3327

Health and Fertility (04/26)

SCS	2.79	80%R	MAS	+2.6	75%R	PL	+4.5	78%R
LIV	+1.7	73%R	DPR	-0.3	78%R	HCR	+1.7	77%R
CCR	+0.9	78%R	FI	+0.6	78%R	SCE	1.4%	97%R
WT\$	+\$85		DCE	1.7%	70%R	DSB	3.8%	65%R
CW\$	+\$7		HHP\$	+\$948		SCR	-2.8	90%R



Kahn x Payload x Tahiti

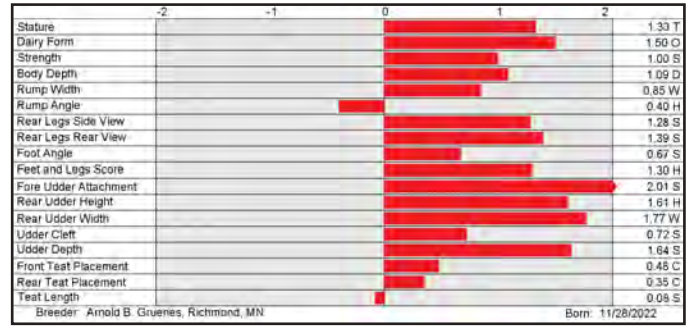


250H017108 T-SPRUCE ESQUIRE ESKIL-ET 8403260815034

99% RHA-I TR TP TC TM TV TL TY TD TE DMS: 234,123 aAa: 354 B-Casein: A2A2 K-Casein: AA

Esquire x Conway x Lionel

CDCB-S Genomic Evaluation		(04/26)	
Milk	+993 82%R	Net Merit (75%R)	+\$559
Protein	+0.02% +39	DWP\$	+\$426
Fat	+0.07% +59	Cheese Merit	+\$574
CDCB-S/HA Genomic Evaluation		(04/26)	
Type	+1.82 UDC +1.37 FLC +1.05 BWC +0.55 82%R	GTPI +3113	
Health and Fertility		(04/26)	
SCS	2.90 80%R	MAS +2.0 74%R	PL +3.0 78%R
LIV	+0.0 73%R	DPR -1.4 78%R	HCR -0.3 77%R
CCR	+0.3 78%R	FI -0.8 78%R	SCE 1.6% 95%R
WT\$	-\$134	DCE 2.0% 70%R	DSB 3.7% 65%R
CW\$	-\$22	HHP\$ +\$646	SCR -1.3 94%R

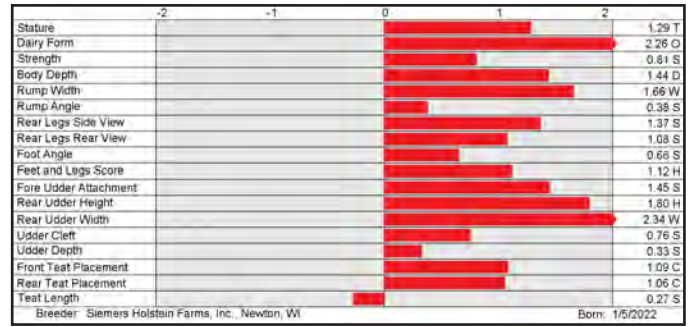


250H016497 SIEMERS CWAY PACE 36945-ET 8403243347889

99% RHA-I TR TP TC TM TV TL TY TD TE DMS: 123,135 aAa: 324 B-Casein: A2A2 K-Casein: BB

Conway x Zasberilla x Delta-Lambda

CDCB-S Genomic Evaluation		(04/26)	
Milk	+308 84%R	Net Merit (78%R)	+\$583
Protein	+0.15% +49	DWP\$	+\$543
Fat	+0.31% +94	Cheese Merit	+\$636
CDCB-S/HA Genomic Evaluation		(04/26)	
Type	+1.72 UDC +1.20 FLC +0.84 BWC +0.22 82%R	GTPI +3185	
Health and Fertility		(04/26)	
SCS	3.10 80%R	MAS +0.8 76%R	PL +0.0 81%R
LIV	-1.6 77%R	DPR -1.5 80%R	HCR -0.4 91%R
CCR	-1.1 81%R	FI -1.1 82%R	SCE 2.0% 99%R
WT\$	-\$231	DCE 2.1% 70%R	DSB 4.3% 71%R
CW\$	+\$57	HHP\$ +\$683	SCR +0.6 97%R

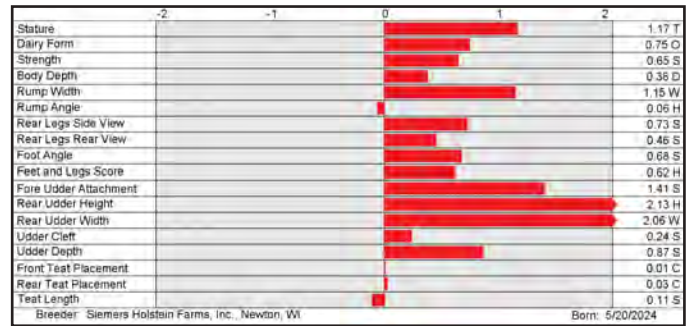


7H017735 SIEMERS SSI ANDRI ABNER-ET 8403280021163

99% RHA-I TR TP TC TM TV TL TY TD TE DMS: 234,345 aAa: 342 B-Casein: A1A2 K-Casein: AB

Andri x Ono x Gameday

CDCB-S Genomic Evaluation		(04/26)	
Milk	+1,199 79%R	Net Merit (72%R)	+\$734
Protein	+0.04% +50	DWP\$	+\$925
Fat	+0.16% +94	Cheese Merit	+\$759
CDCB-S/HA Genomic Evaluation		(04/26)	
Type	+1.25 UDC +1.23 FLC +0.35 BWC +0.61 78%R	GTPI +3307	
Health and Fertility		(04/26)	
SCS	2.73 75%R	MAS +2.5 72%R	PL +3.6 74%R
LIV	-1.9 72%R	DPR -1.1 74%R	HCR +0.8 74%R
CCR	+0.5 75%R	FI +0.2 74%R	SCE 1.7% 63%R
WT\$	+\$137	DCE 1.7% 57%R	DSB 3.3% 56%R
CW\$	-\$28	HHP\$ +\$892	SCR +1.3 57%R

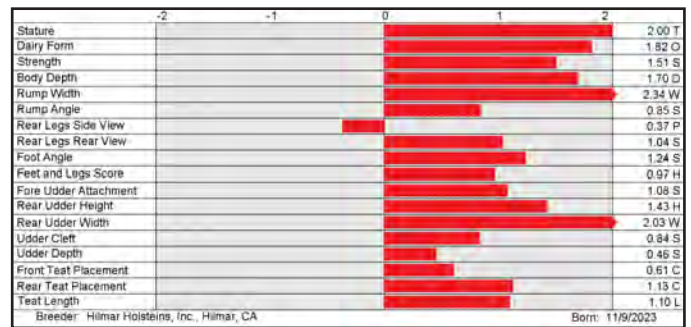


7H017771 HILMAR VEGAS-ET 8403272407207

99% RHA-I TR TP TC TM TL TD TE DMS: 135,123 aAa: 243 B-Casein: A2A2 K-Casein: BB

Phoenix x Jalapeno x Zazzle

CDCB-S Genomic Evaluation		(04/26)	
Milk	+1,026 81%R	Net Merit (74%R)	+\$611
Protein	+0.09% +57	DWP\$	+\$644
Fat	+0.16% +87	Cheese Merit	+\$648
CDCB-S/HA Genomic Evaluation		(04/26)	
Type	+1.59 UDC +0.76 FLC +0.62 BWC +1.23 80%R	GTPI +3243	
Health and Fertility		(04/26)	
SCS	3.01 78%R	MAS +0.2 72%R	PL +1.1 76%R
LIV	-2.5 73%R	DPR -1.8 75%R	HCR +2.3 76%R
CCR	+0.0 75%R	FI -0.1 75%R	SCE 1.3% 72%R
WT\$	-\$68	DCE 1.3% 71%R	DSB 3.0% 65%R
CW\$	+\$15	HHP\$ +\$683	



250H017108 ESKIL




ESKIL

250H016497 PACE



PACE

7H017735 ABNER



ABNER

7H017771 VEGAS



VEGAS

7H018004 S-S-I KARL VANBENTHEM-ET 8403287659388

99% RHA-I TR TP TC TM TL TD TE aAa: 354 B-Casein: A2A2 K-Casein: AB

CDCB-S Genomic Evaluation (04/26)

Milk	+1,065	80%R	Net Merit (72%R)	+\$913
Protein	+0.07%	+55	DWP\$	+\$957
Fat	+0.23%	+108	Cheese Merit	+\$948

CDCB-S/HA Genomic Evaluation (04/26)

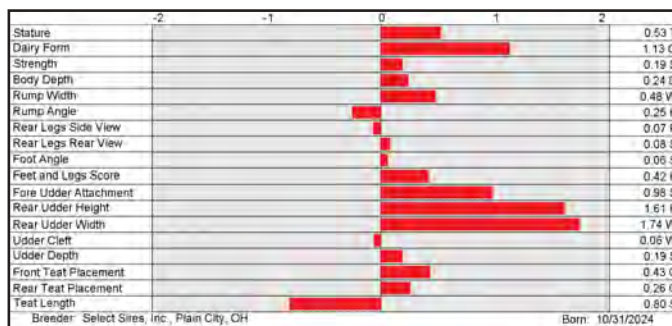
Type +1.13 UDC +0.90 FLC +0.23 BWC -0.17 79%R GTPI +3398

Health and Fertility (04/26)

SCS	2.89	76%R	MAS	+2.5	72%R	PL	+3.4	75%R
LIV	-0.8	72%R	DPR	-0.6	74%R	HCR	+3.5	73%R
CCR	+1.0	74%R	FI	+1.1	74%R	SCE	1.3%	64%R
WT\$	+\$43		DCE	1.7%	58%R	DSB	3.9%	56%R
CW\$	+\$12		HHP\$	+\$986				



Karl x Dominance x Rashan



7H017803 PLAIN-KNOLL SERVANT-ET 8403253986046

99% RHA-I TR TP TC TM TV TL TY TD TE DMS: 234,345 aAa: 243 B-Casein: A2A2 K-Casein: BB

CDCB-S Genomic Evaluation (04/26)

Milk	+1,181	81%R	Net Merit (74%R)	+\$944
Protein	+0.06%	+55	DWP\$	+\$1,003
Fat	+0.12%	+83	Cheese Merit	+\$978

CDCB-S/HA Genomic Evaluation (04/26)

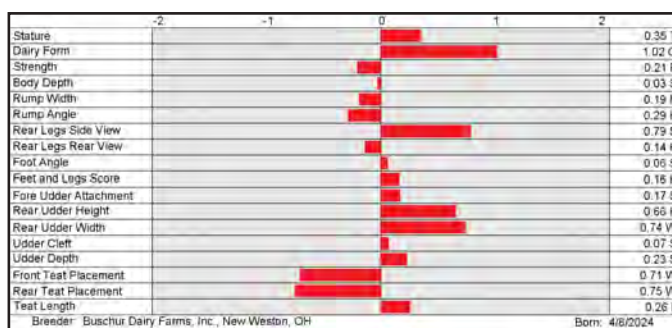
Type +0.61 UDC +0.26 FLC +0.00 BWC -0.58 79%R GTPI +3346

Health and Fertility (04/26)

SCS	2.66	77%R	MAS	+4.5	72%R	PL	+4.7	76%R
LIV	+2.0	73%R	DPR	-0.5	75%R	HCR	+2.6	76%R
CCR	+1.3	75%R	FI	+1.0	75%R	SCE	1.0%	64%R
WT\$	+\$60		DCE	1.2%	62%R	DSB	2.5%	61%R
CW\$	+\$27		HHP\$	+\$1,014				



Rimbot x Minkah x Acura



7H017773 HILMAR-D HOWITZR JACKSON-ET 8403272407249

99% RHA-I TR TP TC TM TL TD TE DMS: 345,456 aAa: 354 B-Casein: A2A2 K-Casein: BB

CDCB-S Genomic Evaluation (04/26)

Milk	+338	80%R	Net Merit (73%R)	+\$895
Protein	+0.14%	+49	DWP\$	+\$989
Fat	+0.31%	+97	Cheese Merit	+\$952

CDCB-S/HA Genomic Evaluation (04/26)

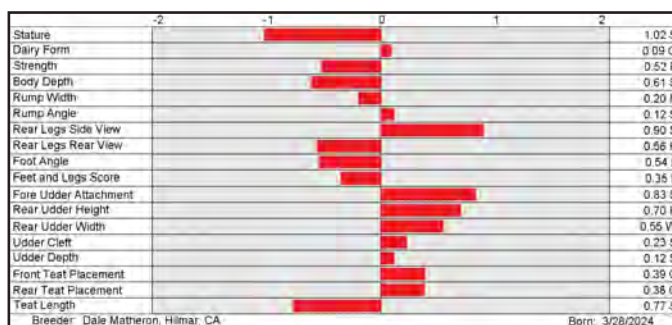
Type +0.36 UDC +0.74 FLC -0.23 BWC -0.73 79%R GTPI +3285

Health and Fertility (04/26)

SCS	2.84	76%R	MAS	+1.7	72%R	PL	+4.3	75%R
LIV	+1.8	72%R	DPR	-0.3	75%R	HCR	+1.5	76%R
CCR	+0.5	75%R	FI	+0.6	75%R	SCE	1.1%	63%R
WT\$	+\$55		DCE	1.8%	59%R	DSB	4.1%	57%R
CW\$	+\$41		HHP\$	+\$928				



Howitزر x Letchworth x Alonso



7H017673 EILDON-TWEED THREAD-ET 8403260839076

99% RHA-I TR TP TC TM TV TL TY TD TE DMS: 234,345 aAa: 423 B-Casein: A2A2 K-Casein: AB

CDCB-S Genomic Evaluation (04/26)

Milk	+834	82%R	Net Merit (74%R)	+\$931
Protein	+0.07%	+46	DWP\$	+\$837
Fat	+0.27%	+109	Cheese Merit	+\$964

CDCB-S/HA Genomic Evaluation (04/26)

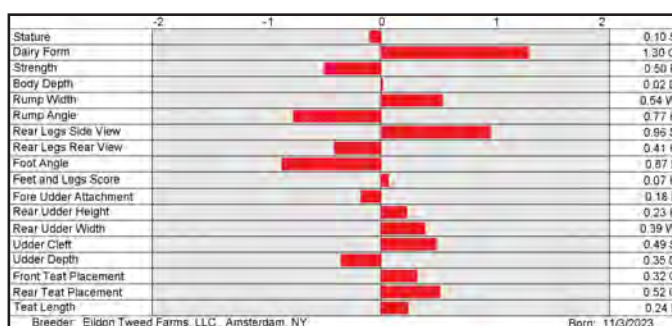
Type +0.36 UDC +0.13 FLC -0.09 BWC -0.90 81%R GTPI +3243

Health and Fertility (04/26)

SCS	2.85	78%R	MAS	+1.8	73%R	PL	+3.4	77%R
LIV	-0.1	74%R	DPR	-1.2	77%R	HCR	+2.3	76%R
CCR	-1.0	77%R	FI	+0.0	77%R	SCE	1.4%	83%R
WT\$	-\$172		DCE	1.5%	70%R	DSB	3.9%	65%R
CW\$	+\$66		HHP\$	+\$897				



Easton x Crusher x Lionel



7H017220 WILRA S-S-I F ROSEMARY-ET 8403261833245

99% RHA-I TR TP TC TM TV TL TY TD TE DMS: 561,135 aAa: 465 B-Casein: A2A2 K-Casein: AB

CDCB-S Genomic Evaluation (04/26)

Milk	+1,229	82%R	Net Merit (75%R)	+\$878
Protein	+0.04%	+51	DWP\$	+\$922
Fat	+0.12%	+85	Cheese Merit	+\$902

CDCB-S/HA Genomic Evaluation (04/26)

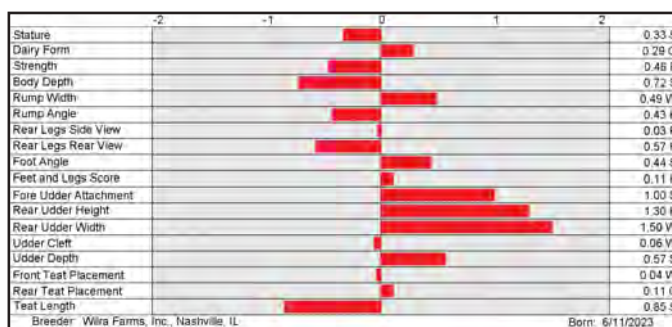
Type +0.86 UDC +1.02 FLC +0.06 BWC -0.52 81%R GTPI +3323

Health and Fertility (04/26)

SCS	2.79	79%R	MAS	+1.7	73%R	PL	+4.5	77%R
LIV	+2.5	74%R	DPR	+0.1	77%R	HCR	+2.1	77%R
CCR	+1.6	77%R	FI	+1.1	77%R	SCE	2.8%	97%R
WT\$	+\$25		DCE	2.8%	71%R	DSB	5.2%	65%R
CW\$	+\$60		HHP\$	+\$951		SCR	+0.4	95%R



Felix x Gameday x Lionel



250H016979 SANDY-VALLEY TENTASTIC-ET 8403250768379

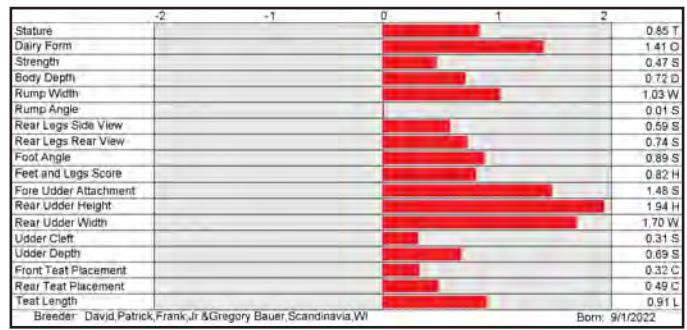
Holysmokes x Taos x Timberlake

99% RHA-I TR TP TC TM TV TL TY TD TE DMS: 456,561 aAa: 432 B-Casein: A1A2 K-Casein: AB

CDCB-S Genomic Evaluation (04/26)	
Milk	+965 82%R
Protein	+0.06% +49
Fat	+0.07% +58
Net Merit (75%R)	+\$483
DWP\$	+\$593
Cheese Merit	+\$514

CDCB-S/HA Genomic Evaluation (04/26)	
Type	+1.59
UDC	+1.14
FLC	+0.67
BWC	+0.10
81%R	
GTPI	+3099

Health and Fertility (04/26)	
SCS	2.87 79%R
LIV	-2.3 74%R
CCR	-0.6 77%R
WT\$	-\$1
CW\$	+\$40
MAS	+1.7 75%R
DPR	-1.5 77%R
FI	-1.0 77%R
DCE	1.8% 71%R
HHP\$	+\$579
PL	+1.1 78%R
HCR	-1.9 76%R
SCE	1.4% 97%R
DSB	3.3% 66%R
SCR	-0.9 94%R



250H017295 SANDY-VALLEY SUNSUN-ET 8403257574400

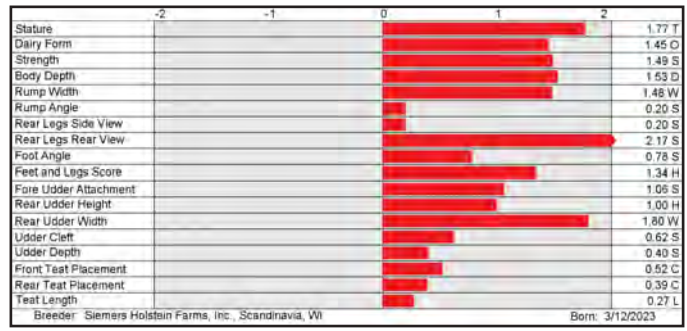
Zoar x Perfect x Legacy

99% RHA-I TR TP TC TM TV TL TY TD TE DMS: 123,234 aAa: 216 B-Casein: A2A2 K-Casein: AB

CDCB-S Genomic Evaluation (04/26)	
Milk	+223 82%R
Protein	+0.12% +38
Fat	+0.29% +85
Net Merit (75%R)	+\$555
DWP\$	+\$642
Cheese Merit	+\$601

CDCB-S/HA Genomic Evaluation (04/26)	
Type	+1.63
UDC	+0.63
FLC	+1.20
BWC	+1.17
81%R	
GTPI	+3143

Health and Fertility (04/26)	
SCS	2.92 80%R
LIV	-1.7 73%R
CCR	-1.0 77%R
WT\$	+\$43
CW\$	+\$60
MAS	+2.8 73%R
DPR	-1.7 77%R
FI	-0.5 77%R
DCE	2.0% 70%R
HHP\$	+\$680
PL	+1.9 77%R
HCR	+1.4 76%R
SCE	1.9% 91%R
DSB	2.8% 65%R
SCR	+1.2 87%R



250H017013 AURORA LONGPOINT-ET 8403256982596

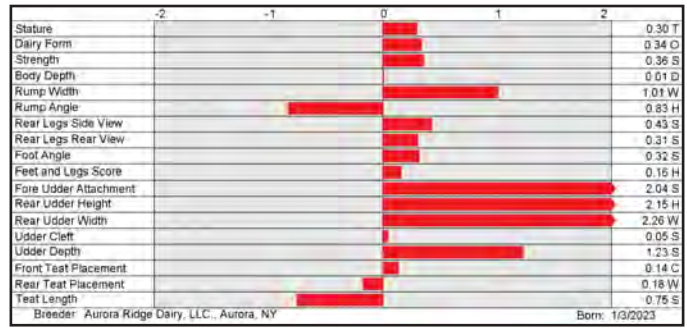
Ibendigo x Perfect x Rapid

99% RHA-I TR TP TC TM TV TL TY TD TE DMS: 123,135 aAa: 324 B-Casein: A2A2 K-Casein: BB

CDCB-S Genomic Evaluation (04/26)	
Milk	+1,320 82%R
Protein	+0.04% +53
Fat	+0.12% +88
Net Merit (75%R)	+\$808
DWP\$	+\$1,034
Cheese Merit	+\$830

CDCB-S/HA Genomic Evaluation (04/26)	
Type	+1.50
UDC	+1.62
FLC	+0.14
BWC	+0.34
82%R	
GTPI	+3327

Health and Fertility (04/26)	
SCS	2.82 80%R
LIV	-2.0 73%R
CCR	-0.3 78%R
WT\$	+\$212
CW\$	+\$60
MAS	+2.6 74%R
DPR	-1.0 78%R
FI	-0.1 78%R
DCE	1.8% 71%R
HHP\$	+\$901
PL	+4.3 78%R
HCR	+1.2 76%R
SCE	1.6% 89%R
DSB	3.7% 65%R
SCR	-1.9 84%R



7H017010 AURORA HONOCO-ET 8403256982599

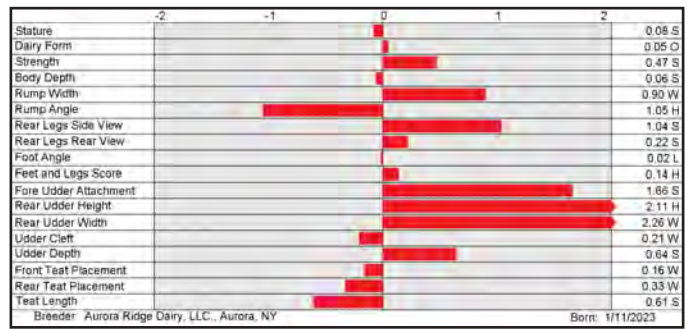
Ibendigo x Perfect x Rapid

99% RHA-I TR TP TC TM TV TL TY TD TE DMS: 126,246 aAa: 432 B-Casein: A2A2 K-Casein: AA

CDCB-S Genomic Evaluation (04/26)	
Milk	+978 82%R
Protein	+0.06% +49
Fat	+0.20% +96
Net Merit (75%R)	+\$804
DWP\$	+\$913
Cheese Merit	+\$835

CDCB-S/HA Genomic Evaluation (04/26)	
Type	+1.33
UDC	+1.45
FLC	+0.15
BWC	+0.44
82%R	
GTPI	+3322

Health and Fertility (04/26)	
SCS	2.83 80%R
LIV	-1.0 73%R
CCR	+0.4 78%R
WT\$	+\$113
CW\$	+\$36
MAS	+1.6 74%R
DPR	-0.7 78%R
FI	+0.4 78%R
DCE	2.3% 71%R
HHP\$	+\$907
PL	+3.6 78%R
HCR	+1.5 76%R
SCE	1.6% 93%R
DSB	4.0% 65%R
SCR	+1.3 89%R



250H016979 TENTASTIC



SANDY-VALLEY TENCIL-ET (EX-93-EX-MS-DOM)
Dam of TENTASTIC

250H017295 SUNSUN



SANDY-VALLEY SUGARPLUM-ET (EX-90-EX-MS-DOM)
Dam of SUNSUN

250H017013 LONGPOINT



LONGPOINT

7H017010 HONOCO



AURORA PERFECT 23719-ET (VG-88-EX-MS-DOM)
Dam of HONOCO and LONGPOINT

7HO17943 SIEMERS STAT PAXCEL-ET 8403280021874

99% RHA-I TR TP TC TM TL TD TE DMS: 561,126 B-Casein: A1A1 K-Casein: BE

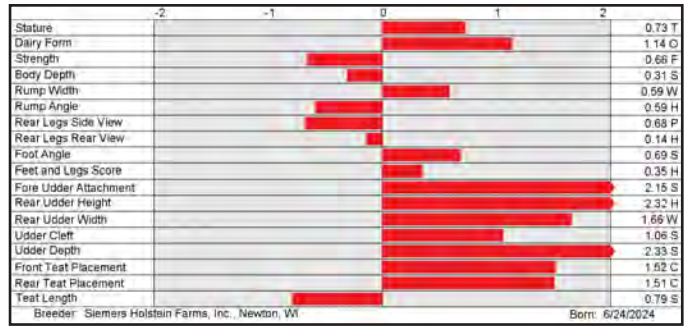
CDCB-S Genomic Evaluation (04/26)	
Milk	+426 80%R
Protein	+0.08% +35
Fat	+0.17% +62
Net Merit (73%R)	+\$741
DWP\$	+\$873
Cheese Merit	+\$783

CDCB-S/HA Genomic Evaluation (04/26)	
Type	+1.04
UDC	+1.92
FLC	+0.10
BWC	-0.77
79%R	
GTPI	+3277

Health and Fertility (04/26)	
SCS	2.49 76%R
LIV	+0.9 72%R
CCR	+2.0 75%R
WT\$	-\$175
CW\$	-\$5
MAS	+3.8 72%R
DPR	+0.9 74%R
FI	+1.9 74%R
DCE	1.0% 59%R
HHP\$	+\$817
PL	+4.0 75%R
HCR	+3.1 74%R
SCE	1.0% 63%R
DSB	3.3% 57%R



Staton x Mashak x Hilltop



7HO17369 ADAWAY WG FRANKTHETANK-ET 8403267672727

99% RHA-I TR TP TC TM TV TL TY TD TE DMS: 123,135 aAa: 342 B-Casein: A1A2 K-Casein: AB

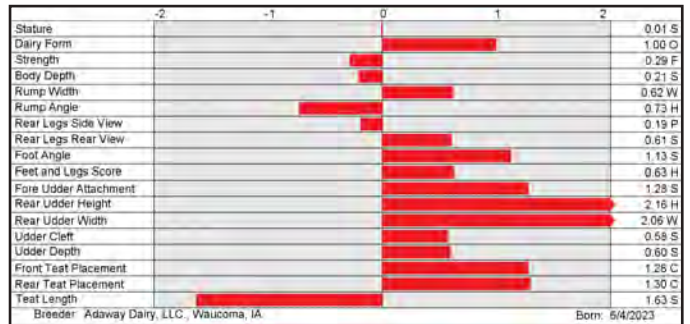
CDCB-S Genomic Evaluation (04/26)	
Milk	+425 82%R
Protein	+0.10% +40
Fat	+0.24% +82
Net Merit (75%R)	+\$768
DWP\$	+\$833
Cheese Merit	+\$813

CDCB-S/HA Genomic Evaluation (04/26)	
Type	+1.23
UDC	+1.46
FLC	+0.71
BWC	-0.59
81%R	
GTPI	+3280

Health and Fertility (04/26)	
SCS	2.71 79%R
LIV	+0.8 73%R
CCR	+1.8 77%R
WT\$	-\$6
CW\$	+\$37
MAS	+2.3 73%R
DPR	-0.1 77%R
FI	+1.0 77%R
DCE	2.5% 71%R
HHP\$	+\$819
PL	+4.3 77%R
HCR	+1.0 77%R
SCE	1.6% 92%R
DSB	5.3% 65%R
SCR	+3.0 76%R



War Gear x Parsly x Try Me



7HO17128 AURORA HIBISCUS-ET 8403256982610

99% RHA-I TR TP TC TM TV TL TY TD TE DMS: 234,123 aAa: 432 B-Casein: A2A2 K-Casein: BB

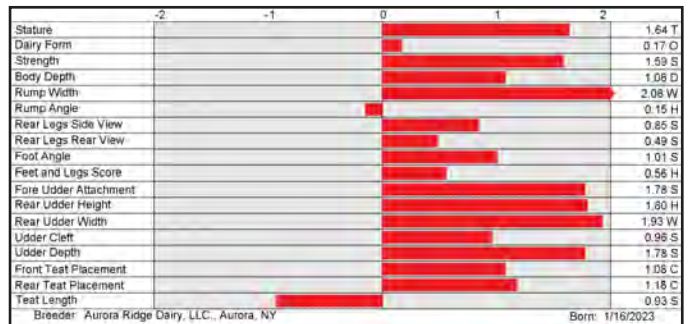
CDCB-S Genomic Evaluation (04/26)	
Milk	+1,237 82%R
Protein	+0.02% +45
Fat	+0.06% +69
Net Merit (75%R)	+\$562
DWP\$	+\$654
Cheese Merit	+\$579

CDCB-S/HA Genomic Evaluation (04/26)	
Type	+1.31
UDC	+1.40
FLC	+0.22
BWC	+1.88
82%R	
GTPI	+3192

Health and Fertility (04/26)	
SCS	2.72 80%R
LIV	-1.7 73%R
CCR	+1.1 78%R
WT\$	+\$1
CW\$	+\$50
MAS	+2.8 75%R
DPR	-0.4 78%R
FI	+0.6 78%R
DCE	2.1% 70%R
HHP\$	+\$773
PL	+3.2 78%R
HCR	+1.3 77%R
SCE	2.1% 85%R
DSB	4.5% 65%R



Kahn x Perfect x Rapid



250HO17215 DUCKETT HAYK HADER-ET 8403260843021

99% RHA-I TR TP TC TM TV TL TY TD TE DMS: 123 aAa: 234 B-Casein: A1A2 K-Casein: BB

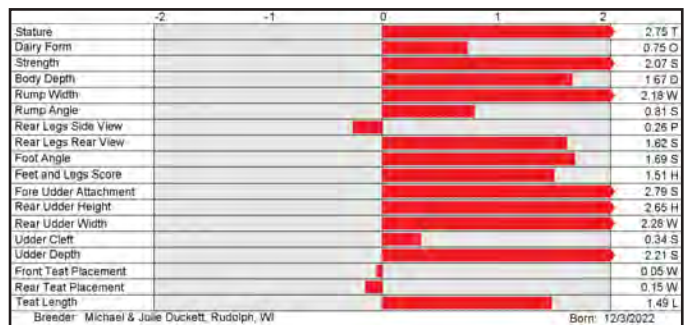
CDCB-S Genomic Evaluation (04/26)	
Milk	+826 82%R
Protein	+0.09% +51
Fat	+0.08% +55
Net Merit (75%R)	+\$388
DWP\$	+\$415
Cheese Merit	+\$430

CDCB-S/HA Genomic Evaluation (04/26)	
Type	+2.31
UDC	+1.52
FLC	+1.04
BWC	+2.27
81%R	
GTPI	+3196

Health and Fertility (04/26)	
SCS	2.74 80%R
LIV	-2.9 74%R
CCR	+0.3 78%R
WT\$	+\$16
CW\$	-\$25
MAS	+3.7 75%R
DPR	-0.9 78%R
FI	-0.2 78%R
DCE	1.5% 70%R
HHP\$	+\$672
PL	+2.5 78%R
HCR	-1.6 77%R
SCE	1.5% 92%R
DSB	4.2% 65%R
SCR	+0.2 93%R



Hayk x Perfect x Doc



7HO17943 PAXCEL




SIEMERS HUEY PARIS 31056-ET (VG-86-VG-MS)
Third dam of PAXCEL

7HO17369 FRANKTHETANK




FRANKTHETANK

7HO17128 HIBISCUS



HIBISCUS

250HO17215 HADER



DUCKETT PERFECT HALLIE-ET (EX-92-EX-MS)
Dam of HADER

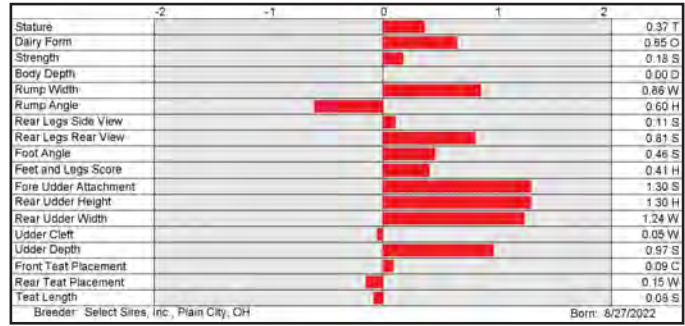
250H016691 S-S-I BEETHOVEN TRANSFER-ET 8403252556634

99% RHA-I TR TP TC TM TV TL TY TD TE DMS: 345,135 aAa: 432 B-Casein: A1A2 K-Casein: AB

Beethoven x Gameday x Renegade



CDCB-S Genomic Evaluation		(04/26)	
Milk	+770 82%R	Net Merit (75%R)	+\$783
Protein	+0.08% +48	DWP\$	+\$1,067
Fat	+0.23% +95	Cheese Merit	+\$825
CDCB-S/HA Genomic Evaluation		(04/26)	
Type +0.95	UDC +0.99	FLC +0.45	BWC +0.06 81%R
GTPI +3341			
Health and Fertility		(04/26)	
SCS	2.66 79%R	MAS	+2.5 75%R
LIV	+0.2 75%R	DPR	+0.4 78%R
CCR	+1.9 78%R	FI	+1.0 78%R
WT\$	-\$196	DCE	1.4% 70%R
CW\$	-\$5	HHP\$	+\$963



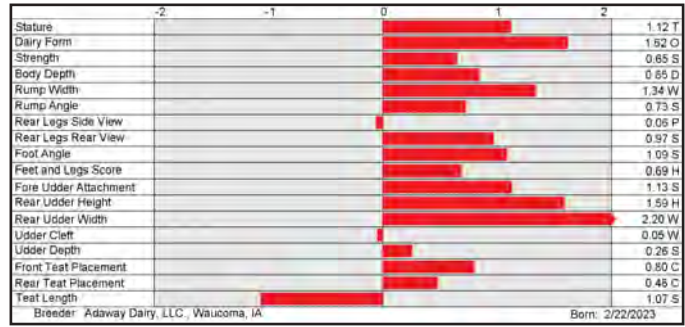
7H017031 ADAWAY BEYOND P BAXLEY-ET 8403257574191

99% RHA-I TR TP TC TM TV TL TY TD TE DMS: 246,234 aAa: 342 B-Casein: A1A2 K-Casein: AB

Powerstar x Parsly x Try Me



CDCB-S Genomic Evaluation		(04/26)	
Milk	+990 82%R	Net Merit (75%R)	+\$877
Protein	+0.10% +61	DWP\$	+\$784
Fat	+0.19% +94	Cheese Merit	+\$925
CDCB-S/HA Genomic Evaluation		(04/26)	
Type +1.44	UDC +0.91	FLC +0.58	BWC +0.26 81%R
GTPI +3399			
Health and Fertility		(04/26)	
SCS	2.82 79%R	MAS	+1.4 73%R
LIV	-0.5 73%R	DPR	-0.9 77%R
CCR	+1.2 77%R	FI	+0.7 77%R
WT\$	-\$201	DCE	1.9% 71%R
CW\$	+\$59	HHP\$	+\$948



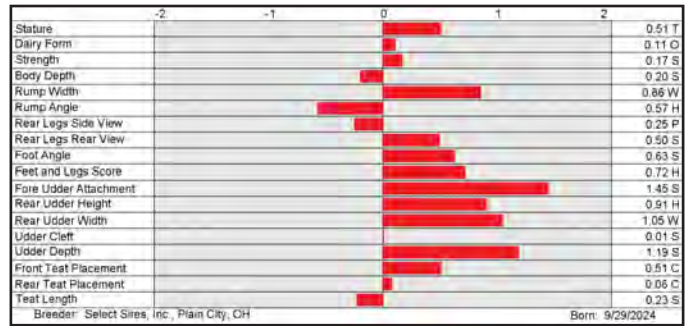
7H017981 S-S-I KARL SUPERBASS-ET 8403287659212

99% RHA-I TR TP TC TM TL TD TE aAa: 423 B-Casein: A1A2 K-Casein: BB

Karl x Elvin x Gameday



CDCB-S Genomic Evaluation		(04/26)	
Milk	+90 80%R	Net Merit (72%R)	+\$793
Protein	+0.15% +42	DWP\$	+\$934
Fat	+0.36% +98	Cheese Merit	+\$853
CDCB-S/HA Genomic Evaluation		(04/26)	
Type +1.01	UDC +0.92	FLC +0.60	BWC +0.32 79%R
GTPI +3303			
Health and Fertility		(04/26)	
SCS	2.78 75%R	MAS	+2.4 72%R
LIV	+0.2 72%R	DPR	+0.1 74%R
CCR	+1.4 74%R	FI	+1.0 74%R
WT\$	+\$132	DCE	2.0% 58%R
CW\$	+\$63	HHP\$	+\$933



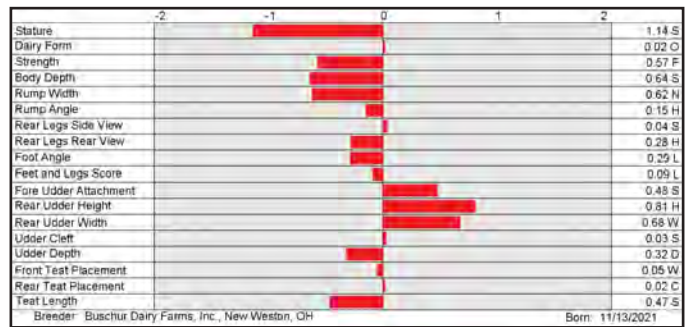
7H016527 PLAIN-KNOLL HCK HOWITZER-ET 8403213323930

99% RHA-I TR TP TC TM TV TL TY TD TE DMS: 345,234 aAa: 345 B-Casein: A2A2 K-Casein: AB

Huck x Acura x Resolve



CDCB-S Genomic Evaluation		(04/26)	
Milk	+1,577 84%R	Net Merit (77%R)	+\$900
Protein	+0.05% +67	DWP\$	+\$949
Fat	+0.07% +86	Cheese Merit	+\$928
CDCB-S/HA Genomic Evaluation		(04/26)	
Type +0.22	UDC +0.62	FLC +0.11	BWC -0.84 81%R
GTPI +3319			
Health and Fertility		(04/26)	
SCS	2.97 80%R	MAS	+0.4 75%R
LIV	+1.7 76%R	DPR	-0.6 79%R
CCR	+0.5 80%R	FI	+0.4 81%R
WT\$	-\$66	DCE	2.2% 75%R
CW\$	+\$58	HHP\$	+\$928



250H016691 TRANSFER



TRANSFER

7H017031 BAXLEY



BAXLEY

7H017981 SUPERBASS



S-S-I RENEGDE 7672 10751-ET (VG-87-VG-MS)
Third dam of SUPERBASS

7H016527 HOWITZER



PLAIN-KNOLL RESOLVE 1893-ET (EX-91-2E-EX-MS-DOM)
Grandam of HOWITZER

14H018269 SIEMERS KING PA-KING-ET 8403288816529

99% RHA-I TR TP TC TM TV TL TY TD TE aAa: 453 B-Casein: A2A2 K-Casein: AB

Kingdom x Dominance x Gameday



CDCB-S Genomic Evaluation (04/26)

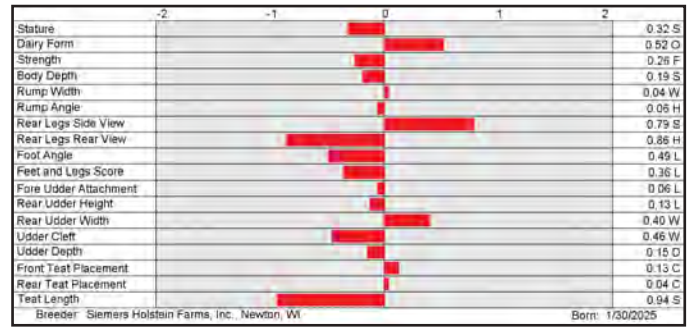
Milk	+565	80%R	Net Merit (72%R)	+\$1,090
Protein	+0.11%	+49	DWP\$	+\$1,232
Fat	+0.34%	+115	Cheese Merit	+\$1,140

CDCB-S/HA Genomic Evaluation (04/26)

Type	+0.02	UDC	-0.01	FLC	-0.46	BWC	-0.51	79%R	GTPI	+3385
------	-------	-----	-------	-----	-------	-----	-------	------	------	-------

Health and Fertility (04/26)

SCS	2.77	76%R	MAS	+2.1	72%R	PL	+4.6	74%R
LIV	+2.7	72%R	DPR	+0.7	74%R	HCR	+5.0	73%R
CCR	+2.2	74%R	FI	+2.0	74%R	SCE	1.3%	63%R
WT\$	+\$115	DCE	1.8%	58%R	DSB	3.7%	56%R	
CW\$	+\$22	HHP\$	+\$1,119					



Breeder: Siemers Holstain Farms, Inc., Newton, WI Born: 1/30/2025

14H018083 S-S-I CLEARVIEW TEVLADE-ET 8403287659520

99% RHA-I TR TP TC TM TL TD TE B-Casein: A1A2 K-Casein: AA

Clearview x Sheepster x Gameday



CDCB-S Genomic Evaluation (04/26)

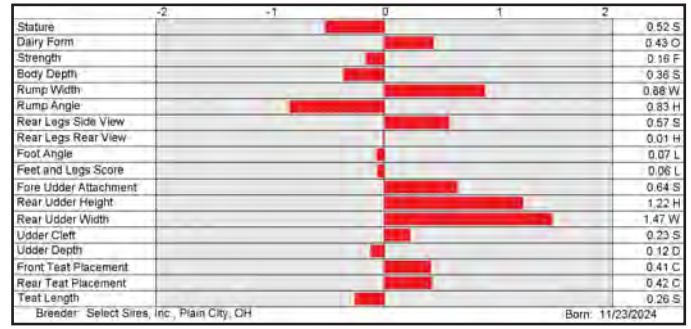
Milk	+1,037	80%R	Net Merit (72%R)	+\$994
Protein	+0.09%	+58	DWP\$	+\$1,187
Fat	+0.23%	+107	Cheese Merit	+\$1,036

CDCB-S/HA Genomic Evaluation (04/26)

Type	+0.56	UDC	+0.91	FLC	+0.05	BWC	-0.32	79%R	GTPI	+3406
------	-------	-----	-------	-----	-------	-----	-------	------	------	-------

Health and Fertility (04/26)

SCS	2.76	76%R	MAS	+3.2	72%R	PL	+5.1	74%R
LIV	+0.1	72%R	DPR	-0.9	74%R	HCR	-0.3	73%R
CCR	+0.5	74%R	FI	+0.1	74%R	SCE	1.5%	64%R
WT\$	+\$121	DCE	1.8%	58%R	DSB	3.9%	56%R	
CW\$	+\$25	HHP\$	+\$1,083					



Breeder: Select Sires, Inc., Plain City, OH Born: 11/23/2024

14H018084 S-S-I CLEARVIEW KAWEAH-ET 8403287659523

99% RHA-I TR TP TC TM TL TD TE B-Casein: A1A2 K-Casein: AA

Clearview x Sheepster x Gameday



CDCB-S Genomic Evaluation (04/26)

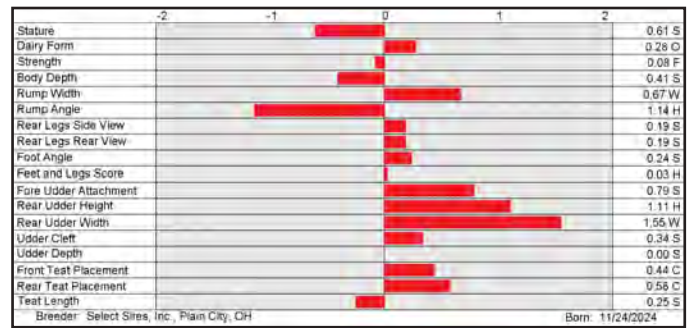
Milk	+1,195	80%R	Net Merit (72%R)	+\$955
Protein	+0.06%	+55	DWP\$	+\$1,225
Fat	+0.15%	+90	Cheese Merit	+\$989

CDCB-S/HA Genomic Evaluation (04/26)

Type	+0.78	UDC	+1.00	FLC	+0.22	BWC	-0.25	79%R	GTPI	+3418
------	-------	-----	-------	-----	-------	-----	-------	------	------	-------

Health and Fertility (04/26)

SCS	2.64	76%R	MAS	+4.1	72%R	PL	+6.3	74%R
LIV	+1.1	72%R	DPR	+0.0	74%R	HCR	+1.8	73%R
CCR	+1.8	74%R	FI	+1.1	74%R	SCE	1.1%	63%R
WT\$	+\$258	DCE	1.7%	57%R	DSB	3.9%	56%R	
CW\$	+\$21	HHP\$	+\$1,079					



Breeder: Select Sires, Inc., Plain City, OH Born: 11/24/2024

14H017940 S-S-I WONDERBOY DEEMS-ET 8403252546465

99% RHA-I TR TP TC TM TL TD TE B-Casein: A2A2 K-Casein: BB

Wonderboy x Rimbot x Upside



CDCB-S Genomic Evaluation (04/26)

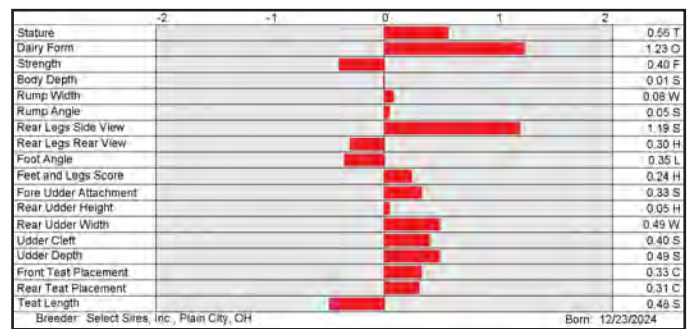
Milk	+658	79%R	Net Merit (72%R)	+\$1,013
Protein	+0.07%	+41	DWP\$	+\$1,049
Fat	+0.30%	+109	Cheese Merit	+\$1,049

CDCB-S/HA Genomic Evaluation (04/26)

Type	+0.57	UDC	+0.21	FLC	-0.06	BWC	-0.72	77%R	GTPI	+3323
------	-------	-----	-------	-----	-------	-----	-------	------	------	-------

Health and Fertility (04/26)

SCS	2.67	75%R	MAS	+4.3	71%R	PL	+5.4	74%R
LIV	+2.7	71%R	DPR	-1.0	73%R	HCR	+2.7	73%R
CCR	+0.9	73%R	FI	+0.6	73%R	SCE	1.6%	61%R
WT\$		DCE	2.0%	57%R	DSB	3.6%	55%R	
CW\$		HHP\$	+\$1,038					



Breeder: Select Sires, Inc., Plain City, OH Born: 12/23/2024

14H018218 SIEMERS HULAHOO-ET 8403288815325

99% RHA-I TR TP TC TM TL TD B-Casein: A2A2 K-Casein: AB

Stagger x Achieve x Gameday



CDCB-S Genomic Evaluation (04/26)

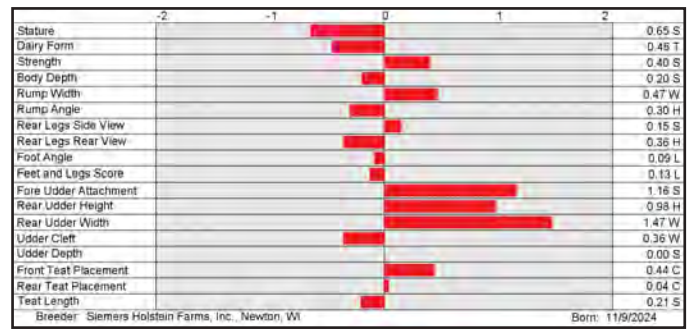
Milk	+904	79%R	Net Merit (72%R)	+\$878
Protein	+0.07%	+50	DWP\$	+\$1,125
Fat	+0.12%	+70	Cheese Merit	+\$915

CDCB-S/HA Genomic Evaluation (04/26)

Type	+0.70	UDC	+0.93	FLC	-0.05	BWC	+0.42	78%R	GTPI	+3345
------	-------	-----	-------	-----	-------	-----	-------	------	------	-------

Health and Fertility (04/26)

SCS	2.78	75%R	MAS	+3.3	72%R	PL	+6.0	74%R
LIV	+2.5	72%R	DPR	+1.1	74%R	HCR	+2.8	73%R
CCR	+3.5	74%R	FI	+2.3	74%R	SCE	1.5%	64%R
WT\$	+\$275	DCE	1.8%	58%R	DSB	3.4%	56%R	
CW\$	+\$4	HHP\$	+\$1,020					



Breeder: Siemers Holstain Farms, Inc., Newton, WI Born: 11/9/2024

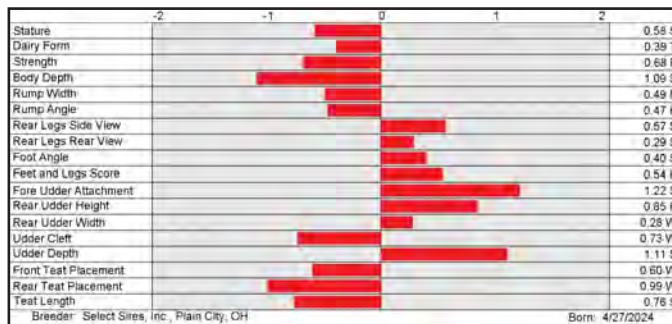
250H017719 S-S-I LOGIC UTRECHT-ET 8403283492404

99% RHA-I TR TP TC TM TV TL TY TD TE DMS: 345,234 aAa: 423 B-Casein: A1A2 K-Casein: AB

CDCB-S Genomic Evaluation		(04/26)	
Milk	+550 79%R	Net Merit (72%R)	+\$857
Protein	+0.10% +44	DWP\$	+\$1,054
Fat	+0.18% +72	Cheese Merit	+\$901
CDCB-S/HA Genomic Evaluation		(04/26)	
Type	+0.46	UDC	+0.71
FLC	+0.64	BWC	-0.61
78%R		GTPI	+3290
Health and Fertility		(04/26)	
SCS	2.76 75%R	MAS	+3.2 72%R
LIV	+2.1 72%R	DPR	+1.3 75%R
CCR	+2.5 75%R	FI	+1.9 75%R
WT\$	+\$198	DCE	1.3% 58%R
CW\$	+\$20	HHP\$	+\$927



Logic x Cumulus x Gameday



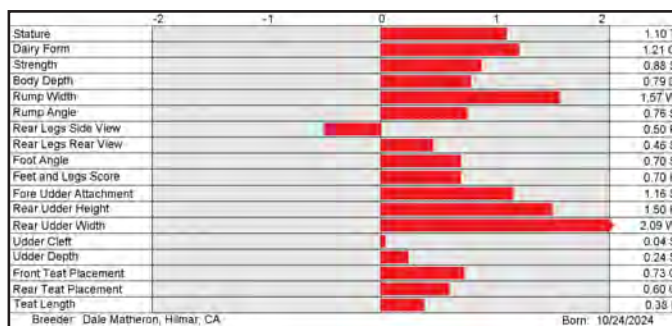
7H018023 HILMAR-D HARDIN HUGO-ET 8403272407321

99% RHA-I TR TP TC TM TV TL TY TD TE DMS: 561,456 aAa: 453 B-Casein: A1A2 K-Casein: AB

CDCB-S Genomic Evaluation		(04/26)	
Milk	+1,227 80%R	Net Merit (72%R)	+\$826
Protein	+0.03% +49	DWP\$	+\$838
Fat	+0.16% +96	Cheese Merit	+\$848
CDCB-S/HA Genomic Evaluation		(04/26)	
Type	+1.47	UDC	+0.93
FLC	+0.44	BWC	+0.65
78%R		GTPI	+3333
Health and Fertility		(04/26)	
SCS	2.77 76%R	MAS	+2.6 72%R
LIV	+0.9 72%R	DPR	-1.4 75%R
CCR	+0.6 75%R	FI	+0.1 75%R
WT\$	+\$14	DCE	1.3% 58%R
CW\$	+\$14	HHP\$	+\$913



Hardin x Hayx x Lionel



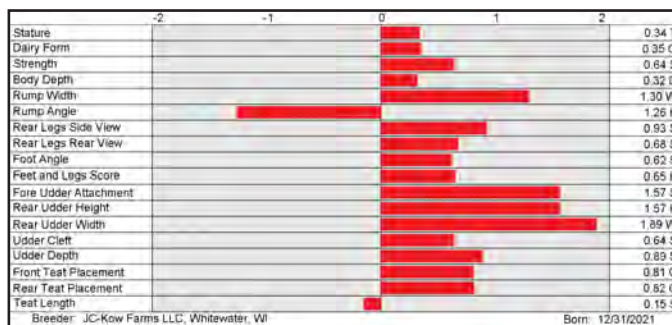
7H016520 JC-KOW GAMEDAY PBJ-ET 8403150905572

99% RHA-I TR TP TC TM TV TL TY TD TE DMS: 345,135 aAa: 234 B-Casein: A1A1 K-Casein: AB

CDCB-S Genomic Evaluation		(04/26)	
Milk	+789 92%R	Net Merit (82%R)	+\$722
Protein	+0.07% +44	DWP\$	+\$1,061
Fat	+0.32% +120	Cheese Merit	+\$755
CDCB-S/HA Genomic Evaluation		(04/26)	
Type	+1.36	UDC	+1.39
FLC	+0.61	BWC	+0.62
81%R		GTPI	+3247
Health and Fertility		(04/26)	
SCS	2.78 89%R	MAS	+2.2 75%R
LIV	-2.9 79%R	DPR	-2.8 80%R
CCR	-3.0 80%R	FI	-1.8 82%R
WT\$	+\$182	DCE	2.5% 74%R
CW\$	+\$58	HHP\$	+\$845



Gameday x Renegade x Frazzled



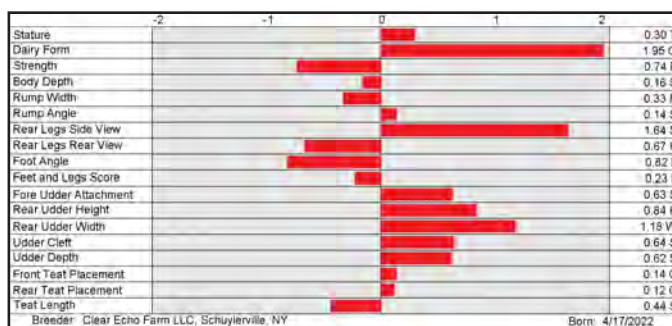
7H016644 CLEAR-ECHO RIX RIMBOT-ET 8403220864733

99% RHA-I TR TP TC TM TV TL TY TD TE DMS: 234,246 aAa: 342 B-Casein: A2A2 K-Casein: BB


CDCB-S Genomic Evaluation		(04/26)	
Milk	+2,161 92%R	Net Merit (83%R)	+\$1,046
Protein	-0.03% +63	DWP\$	+\$1,092
Fat	+0.02% +96	Cheese Merit	+\$1,051
CDCB-S/HA Genomic Evaluation		(04/26)	
Type	+0.59	UDC	+0.72
FLC	-0.51	BWC	-1.45
82%R		GTPI	+3364
Health and Fertility		(04/26)	
SCS	2.66 88%R	MAS	+4.5 83%R
LIV	+1.1 78%R	DPR	-2.3 79%R
CCR	-0.7 80%R	FI	-1.0 82%R
WT\$	+\$83	DCE	1.3% 91%R
CW\$	-\$7	HHP\$	+\$1,045



Rix x Sheldon x Tahiti




250H017719 UTRECHT




UTRECHT

7H018023 HUGO




WINSTAR LIONEL 5891-ET (VG-85-VG-MS-DOM)
Grandam of HUGO

7H016520 PBJ



LARS-ACRES PBJ 29688
Larson Acres, Evansville, WI

7H016644 RIMBOT



LARS-ACRES RIMBOT 29950-ET
Larson Acres, Evansville, WI

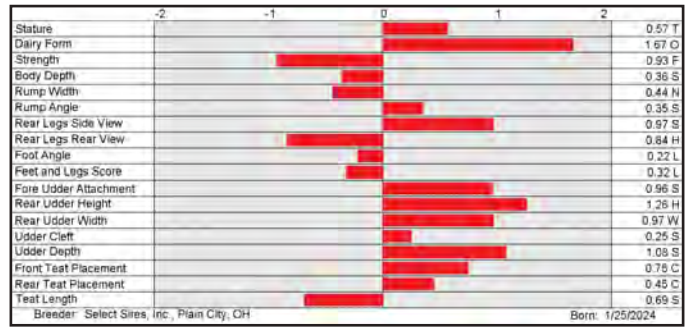
14HO17592 S-S-I RIMBOT TYNAN-ET 8403274170845

99% RHA-I TR TP TC TM TV TL TY TD TE DMS: 135,123 aAa: 432 B-Casein: A2A2 K-Casein: AB

Rimbot x Mashk x Alphabet



CDCB-S Genomic Evaluation		(04/26)	
Milk	+2,234 81%R	Net Merit (74%R)	+\$977
Protein	-0.04% +63	DWP\$	+\$1,201
Fat	+0.01% +95	Cheese Merit	+\$975
CDCB-S/HA Genomic Evaluation		(04/26)	
Type	+0.71	UDC	+0.89
FLC	-0.62	BWC	-1.43
78%R		GTPI	+3328
Health and Fertility (04/26)			
SCS	2.83 77%R	MAS	+3.5 72%R
LIV	+0.4 73%R	DPR	-2.5 75%R
CCR	-1.2 75%R	FI	-1.2 75%R
WT\$	+\$99	DCE	1.0% 71%R
CW\$	+\$51	HHP\$	+\$942



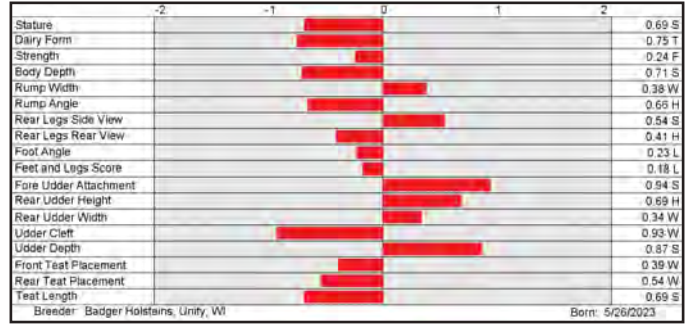
14HO17205 BADGER SIEMERS A GOSSAGE-ET 8403267428364

99% RHA-I TR TP TC TM TV TL TY TD TE DMS: 234,345 aAa: 243 B-Casein: A2A2 K-Casein: AA

Achieve x Bigshot x Barcelona



CDCB-S Genomic Evaluation		(04/26)	
Milk	+391 82%R	Net Merit (75%R)	+\$743
Protein	+0.05% +27	DWP\$	+\$930
Fat	+0.25% +83	Cheese Merit	+\$772
CDCB-S/HA Genomic Evaluation		(04/26)	
Type	+0.13	UDC	+0.62
FLC	-0.10	BWC	+0.03
81%R		GTPI	+3128
Health and Fertility (04/26)			
SCS	2.64 79%R	MAS	+4.7 73%R
LIV	+0.4 73%R	DPR	-0.1 77%R
CCR	+1.8 77%R	FI	+0.9 77%R
WT\$	+\$214	DCE	1.5% 70%R
CW\$	+\$26	HHP\$	+\$869



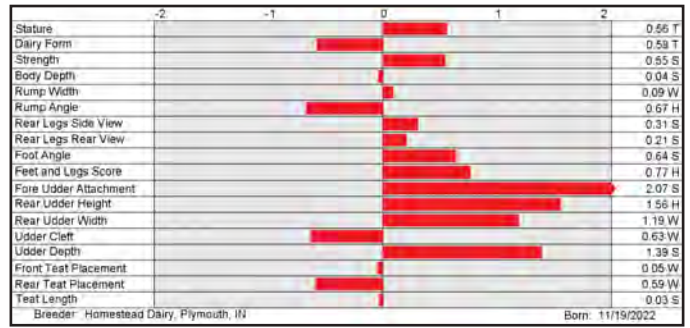
14HO16836 HOUIN SSI HAYK DRYDON-ET 8403252802768

99% RHA-I TR TP TC TM TV TL TY TD TE DMS: 126,123 aAa: 342 B-Casein: A2A2 K-Casein: AB

Hayk x Gameday x Zarek



CDCB-S Genomic Evaluation		(04/26)	
Milk	+262 82%R	Net Merit (75%R)	+\$679
Protein	+0.13% +43	DWP\$	+\$918
Fat	+0.20% +65	Cheese Merit	+\$734
CDCB-S/HA Genomic Evaluation		(04/26)	
Type	+1.22	UDC	+1.16
FLC	+0.57	BWC	+0.81
81%R		GTPI	+3228
Health and Fertility (04/26)			
SCS	2.73 79%R	MAS	+3.7 75%R
LIV	+0.6 74%R	DPR	-0.1 78%R
CCR	+0.8 78%R	FI	+0.6 78%R
WT\$	+\$215	DCE	1.5% 71%R
CW\$	+\$57	HHP\$	+\$847



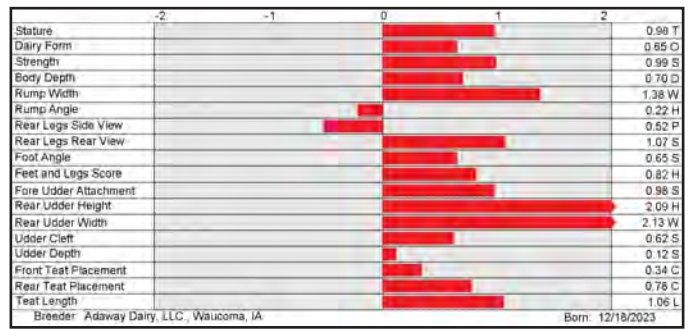
14HO17659 ADAWAY PHOENIX OPIE-ET 8403267672901

99% RHA-I TR TP TC TM TV TL TY TD TE DMS: 456,561 aAa: 351 B-Casein: A1A2 K-Casein: AB

Phoenix x Hayk x Gameday



CDCB-S Genomic Evaluation		(04/26)	
Milk	+860 81%R	Net Merit (74%R)	+\$676
Protein	+0.08% +51	DWP\$	+\$871
Fat	+0.16% +80	Cheese Merit	+\$717
CDCB-S/HA Genomic Evaluation		(04/26)	
Type	+1.09	UDC	+1.06
FLC	+0.70	BWC	+0.92
80%R		GTPI	+3301
Health and Fertility (04/26)			
SCS	2.75 77%R	MAS	+2.5 72%R
LIV	-2.2 73%R	DPR	-0.1 75%R
CCR	+1.9 75%R	FI	+1.4 75%R
WT\$	+\$90	DCE	1.7% 71%R
CW\$	+\$43	HHP\$	+\$829



14HO17592 TYNAN




TYNAN

14HO17205 GOSSAGE



GOSSAGE

14HO16836 DRYDON



DRYDON

14HO17659 OPIE



ADAWAY HAYK 3335-ET (GP-83-DOM)
Dam of OPIE

14H017533 TTM-TV AZUL-P-ET 8403271298212

99% RHA-I TR PC TC TM TV TL TY TD TE DMS: 135,123 aAa: 234 B-Casein: A1A2 K-Casein: AB

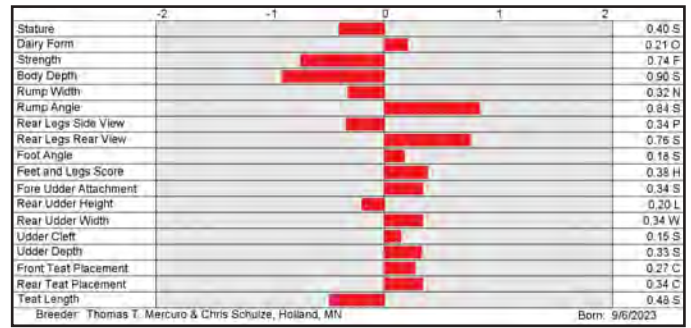
CDCB-S Genomic Evaluation		(04/26)	
Milk	+690	82%R	Net Merit (75%R) +\$928
Protein	+0.09%	+48	DWP\$ +\$1,217
Fat	+0.28%	+105	Cheese Merit +\$969

CDCB-S/HA Genomic Evaluation		(04/26)	
Type	+0.20	UDC +0.27	FLC +0.57
BWC	-0.85	81%R	GTPI +3336

Health and Fertility		(04/26)	
SCS	2.86	79%R	MAS +3.4
LIV	+2.0	74%R	DPR +0.4
CCR	+2.1	77%R	FI +1.3
WT\$	-\$193	DCE 2.3%	70%R
CW\$	+\$42	HHP\$ +\$1,031	



Sheepster x Monument-P x Renegade



14H017204 BADGER SIEMERS TWISTED-P-ET 8403267428293

99% RHA-I TR PC TC TM TV TL TY TD TE DMS: 345,135 B-Casein: A2A2 K-Casein: AB

CDCB-S Genomic Evaluation		(04/26)	
Milk	+643	82%R	Net Merit (75%R) +\$906
Protein	+0.10%	+49	DWP\$ +\$959
Fat	+0.29%	+104	Cheese Merit +\$952

CDCB-S/HA Genomic Evaluation		(04/26)	
Type	+0.57	UDC +0.45	FLC +0.34
BWC	-0.64	81%R	GTPI +3315

Health and Fertility		(04/26)	
SCS	2.81	79%R	MAS +1.9
LIV	+2.7	74%R	DPR -0.8
CCR	+0.5	77%R	FI +0.2
WT\$	+\$7	DCE 1.6%	70%R
CW\$	+\$41	HHP\$ +\$966	



Sheepster x Bedrock-PP x Biggelo



7H018096 S-S-I SIEMERS RONAN-P-ET 8403288815228

99% RHA-I TR PC TC TM TV TL TY TD TE DMS: 123,126 aAa: 435 B-Casein: A1A2 K-Casein: AB

CDCB-S Genomic Evaluation		(04/26)	
Milk	+881	80%R	Net Merit (72%R) +\$892
Protein	+0.10%	+57	DWP\$ +\$789
Fat	+0.26%	+106	Cheese Merit +\$937

CDCB-S/HA Genomic Evaluation		(04/26)	
Type	+1.26	UDC +0.99	FLC +0.29
BWC	+0.31	79%R	GTPI +3362

Health and Fertility		(04/26)	
SCS	2.88	76%R	MAS +0.4
LIV	-0.6	72%R	DPR -1.1
CCR	-0.2	74%R	FI -0.2
WT\$	-\$97	DCE 1.7%	57%R
CW\$	-\$15	HHP\$ +\$936	



Dugout-P x Sheepster x Deluxe



7H018097 S-S-I SIEMERS MATTHIAS-P-ET 8403288815248

99% RHA-I TR PC TC TM TL TD TE DMS: 561,456 aAa: 342 B-Casein: A2A2 K-Casein: BB

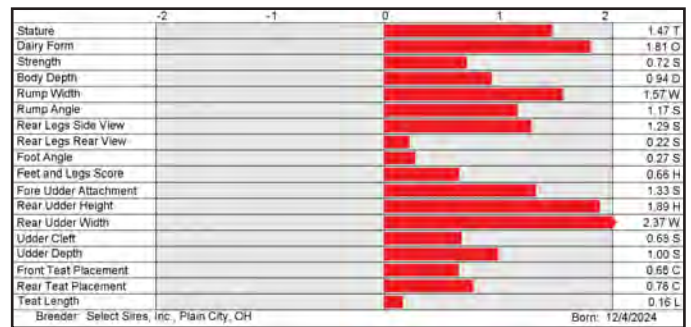
CDCB-S Genomic Evaluation		(04/26)	
Milk	+799	80%R	Net Merit (72%R) +\$855
Protein	+0.10%	+53	DWP\$ +\$871
Fat	+0.28%	+109	Cheese Merit +\$899

CDCB-S/HA Genomic Evaluation		(04/26)	
Type	+1.87	UDC +1.29	FLC +0.22
BWC	+0.35	79%R	GTPI +3365

Health and Fertility		(04/26)	
SCS	2.84	76%R	MAS +2.0
LIV	-0.5	72%R	DPR -1.8
CCR	-1.0	74%R	FI -0.7
WT\$	-\$45	DCE 1.6%	58%R
CW\$	+\$21	HHP\$ +\$932	



Dugout-P x Sheepster x Deluxe



14H017533 AZUL-P



AZUL-P

14H017204 TWISTED-P



TWISTED-P

7H018096 RONAN-P



BEYOND SHPSTER 42065-ET (VG-85-VG-MS-DOM)
Dam of RONAN-P and MATTHIAS-P

7H018097 MATTHIAS-P



BEYOND SHPSTER 42065-ET (VG-85-VG-MS-DOM)
Dam of MATTHIAS-P and RONAN-P

507H018401 WET HOWLAND MVP-P-ET 8403300538997

99% RHA-I TR PC TC TV TL TY TD DMS: 234,246 B-Casein: A1A2 K-Casein: AB

CDCB-S Genomic Evaluation (04/26)

Milk	+1,088	79%R	Net Merit (72%R)	+\$1,019
Protein	+0.11%	+66	DWP\$	+\$1,184
Fat	+0.29%	+124	Cheese Merit	+\$1,068

CDCB-S/HA Genomic Evaluation (04/26)

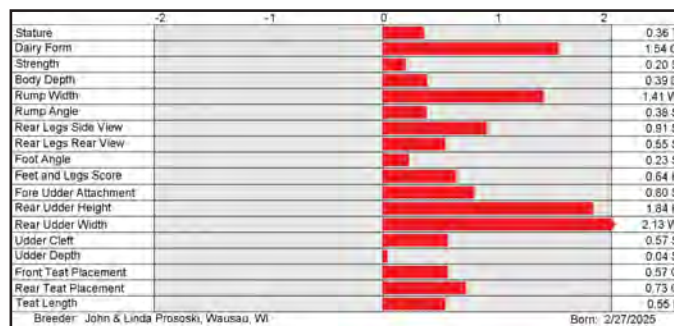
Type	+1.46	UDC	+1.12	FLC	+0.54	BWC	-0.23	78%R	GTPI	+3478
------	-------	-----	-------	-----	-------	-----	-------	------	------	-------

Health and Fertility (04/26)

SCS	2.88	75%R	MAS	+1.1	71%R	PL	+4.0	74%R
LIV	-0.2	72%R	DPR	-2.1	74%R	HCR	-0.5	73%R
CCR	-1.2	74%R	FI	-1.3	74%R	SCE	1.9%	63%R
WT\$	+\$66	DCE	1.6%	57%R	DSB	3.2%	56%R	
CW\$	+\$47	HHP\$	+\$1,039					



Howland-P x Sheepster x Gameday



AVAILABLE ONLY IN SEXED SEMEN

7H017365 S-S-I SHEEPS SOETEBIER-P-ET 8403272648764

99% RHA-I TR PC TC TM TV TL TY TD TE DMS: 345,234 aAa: 534 B-Casein: A1A2 K-Casein: AA

CDCB-S Genomic Evaluation (04/26)

Milk	+498	82%R	Net Merit (74%R)	+\$822
Protein	+0.09%	+40	DWP\$	+\$858
Fat	+0.27%	+92	Cheese Merit	+\$861

CDCB-S/HA Genomic Evaluation (04/26)

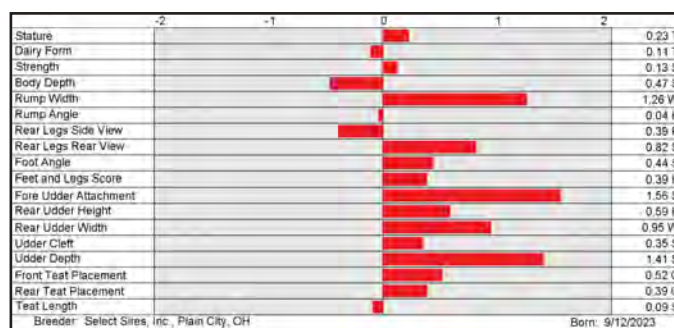
Type	+0.83	UDC	+1.00	FLC	+0.46	BWC	+0.37	81%R	GTPI	+3287
------	-------	-----	-------	-----	-------	-----	-------	------	------	-------

Health and Fertility (04/26)

SCS	2.81	79%R	MAS	+1.0	73%R	PL	+4.7	77%R
LIV	+0.2	74%R	DPR	+0.6	77%R	HCR	+1.4	76%R
CCR	+2.3	77%R	FI	+1.5	77%R	SCE	1.7%	73%R
WT\$	+\$7	DCE	2.0%	70%R	DSB	4.4%	64%R	
CW\$	+\$87	HHP\$	+\$920		SCR	-0.1	68%R	



Sheepster x Bedrock-PP x Try Me



7H017668 TTM-TV EIGHT BALL-P-ET 8403279286263

99% RHA-I TR PC TC TM TV TL TY TD TE DMS: 126,561 aAa: 243 B-Casein: A2A2 K-Casein: AB

CDCB-S Genomic Evaluation (04/26)

Milk	+518	82%R	Net Merit (74%R)	+\$867
Protein	+0.08%	+38	DWP\$	+\$1,105
Fat	+0.25%	+89	Cheese Merit	+\$900

CDCB-S/HA Genomic Evaluation (04/26)

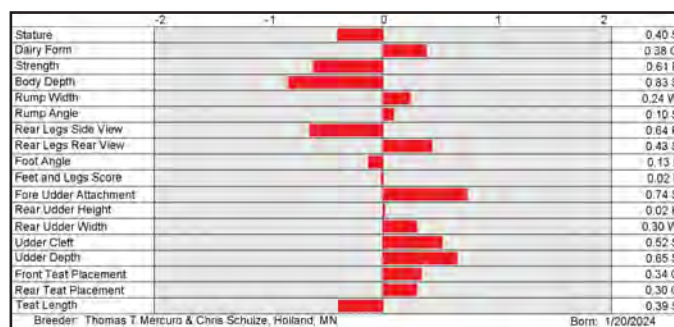
Type	+0.47	UDC	+0.51	FLC	+0.15	BWC	-0.74	80%R	GTPI	+3248
------	-------	-----	-------	-----	-------	-----	-------	------	------	-------

Health and Fertility (04/26)

SCS	2.93	79%R	MAS	+2.2	73%R	PL	+4.9	77%R
LIV	+2.8	74%R	DPR	+0.4	77%R	HCR	+2.1	76%R
CCR	+2.9	77%R	FI	+1.6	77%R	SCE	1.3%	73%R
WT\$	+\$116	DCE	1.8%	70%R	DSB	4.2%	65%R	
CW\$	+\$58	HHP\$	+\$900		SCR	+0.7	66%R	



Sheepster x Expectant x Monument-P



7H018101 HOUIN SHF CHRISTOFF-P-ET 8403288815417

99% RHA-I TR PC TC TM TV TL TY TD TE DMS: 135,345 aAa: 324 B-Casein: A2A2 K-Casein: AB

CDCB-S Genomic Evaluation (04/26)

Milk	+975	80%R	Net Merit (73%R)	+\$764
Protein	+0.06%	+48	DWP\$	+\$990
Fat	+0.15%	+81	Cheese Merit	+\$796

CDCB-S/HA Genomic Evaluation (04/26)

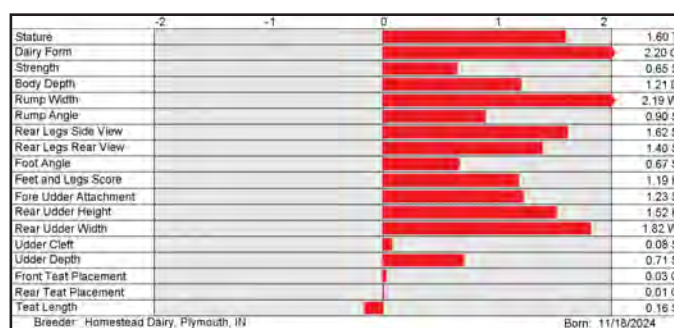
Type	+1.63	UDC	+0.83	FLC	+0.88	BWC	+0.27	79%R	GTPI	+3307
------	-------	-----	-------	-----	-------	-----	-------	------	------	-------

Health and Fertility (04/26)

SCS	2.74	76%R	MAS	+3.8	72%R	PL	+4.0	75%R
LIV	-0.2	72%R	DPR	-0.4	75%R	HCR	+1.0	73%R
CCR	+1.4	75%R	FI	+0.7	75%R	SCE	1.5%	63%R
WT\$	+\$141	DCE	1.7%	58%R	DSB	4.3%	56%R	
CW\$	+\$53	HHP\$	+\$898					



Holy-P x Powerstar x Ahead



250H018261 AURORA PEACHTOWN-P-ET 8403291039812

99% RHA-I TR PC TC TM TL TD TE DMS: 126,246 aAa: 234 B-Casein: A2A2 K-Casein: BB

CDCB-S Genomic Evaluation (04/26)

Milk	+668	80%R	Net Merit (72%R)	+\$793
Protein	+0.09%	+45	DWP\$	+\$919
Fat	+0.23%	+91	Cheese Merit	+\$830

CDCB-S/HA Genomic Evaluation (04/26)

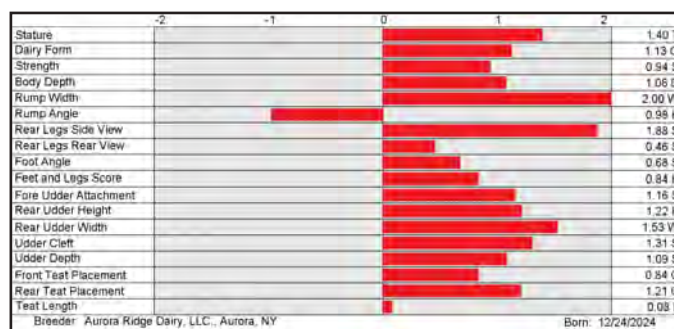
Type	+1.39	UDC	+1.01	FLC	+0.42	BWC	+0.89	79%R	GTPI	+3321
------	-------	-----	-------	-----	-------	-----	-------	------	------	-------

Health and Fertility (04/26)

SCS	2.92	76%R	MAS	+1.5	71%R	PL	+3.6	74%R
LIV	+1.6	72%R	DPR	+0.5	74%R	HCR	+1.6	73%R
CCR	+1.9	74%R	FI	+1.5	74%R	SCE	1.9%	63%R
WT\$	+\$75	DCE	1.6%	57%R	DSB	3.7%	56%R	
CW\$	+\$42	HHP\$	+\$896					



Howland-P x Kahn x Perfect



250H017979 S-S-I SHF PALISAIDE-PP-ET 8403284829023

99% RHA-I TR PP TC TM TL TD TE aAa: 243 B-Casein: A2A2 K-Casein: BB

CDCB-S Genomic Evaluation (04/26)

Milk	+1,097	79%R	Net Merit (72%R)	+\$609
Protein	+0.04%	+47	DWP\$	+\$668
Fat	+0.09%	+71	Cheese Merit	+\$630

CDCB-S/HA Genomic Evaluation (04/26)

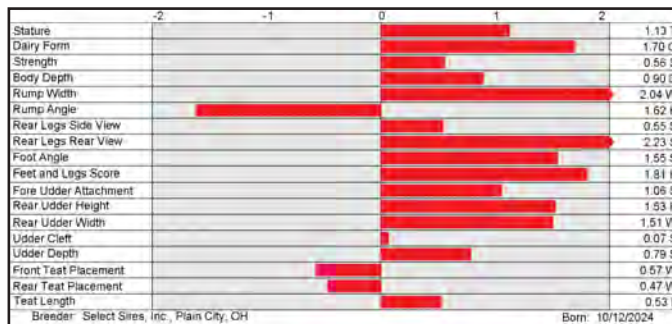
Type +1.54 UDC +0.78 FLC +1.77 BWC +0.28 78%R GTPI +3180

Health and Fertility (04/26)

SCS	2.91	75%R	MAS	+0.8	72%R	PL	+2.3	75%R
LIV	+0.2	72%R	DPR	-1.5	74%R	HCR	+2.1	73%R
CCR	-0.3	74%R	FI	-0.4	74%R	SCE	1.9%	63%R
WT\$	-\$75		DCE	2.2%	57%R	DSB	3.8%	56%R
CW\$	+\$40		HHP\$	+\$656				



Holy-P x Remover PP x Engineer



7H017370 TLU CHEW SNOWHARE-PP-ET 8403271802528

99% RHA-I TR PP TC TM TV TL TY TD TE aAa: 342 B-Casein: A2A2 K-Casein: AB

CDCB-S Genomic Evaluation (04/26)

Milk	+856	82%R	Net Merit (75%R)	+\$789
Protein	+0.07%	+48	DWP\$	+\$934
Fat	+0.20%	+91	Cheese Merit	+\$822

CDCB-S/HA Genomic Evaluation (04/26)

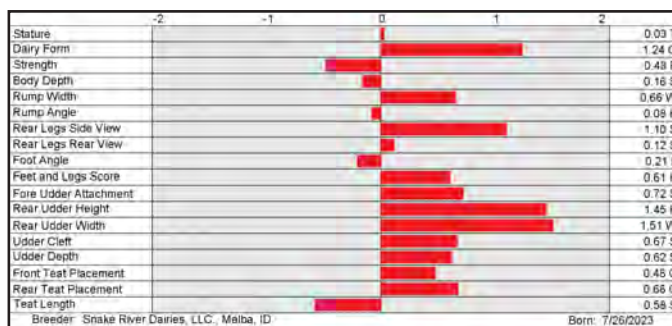
Type +1.05 UDC +1.08 FLC +0.46 BWC -0.82 81%R GTPI +3231

Health and Fertility (04/26)

SCS	2.89	79%R	MAS	-0.5	73%R	PL	+2.6	77%R
LIV	-0.2	72%R	DPR	-1.9	77%R	HCR	+1.6	76%R
CCR	-0.4	77%R	FI	-0.5	77%R	SCE	1.6%	81%R
WT\$	+\$26		DCE	1.4%	71%R	DSB	3.4%	65%R
CW\$	+\$26		HHP\$	+\$740		SCR	-1.2	68%R



Chew-P x Entice-P x Billy



250H016801 AR-JOY CU ALLGONE-PP-ET 8403205425965

99% RHA-I TR PP TC TM TV TL TY TD TE DMS: 123,135 aAa: 231 B-Casein: A2A2 K-Casein: AB

CDCB-S Genomic Evaluation (04/26)

Milk	+992	81%R	Net Merit (75%R)	+\$582
Protein	+0.04%	+44	DWP\$	+\$705
Fat	+0.17%	+87	Cheese Merit	+\$604

CDCB-S/HA Genomic Evaluation (04/26)

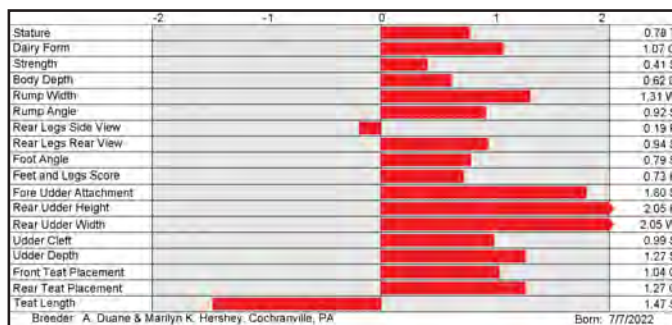
Type +1.32 UDC +1.54 FLC +0.66 BWC +0.24 81%R GTPI +3163

Health and Fertility (04/26)

SCS	2.90	78%R	MAS	+0.8	74%R	PL	+1.0	77%R
LIV	-1.4	74%R	DPR	-2.4	77%R	HCR	+0.8	77%R
CCR	-1.0	77%R	FI	-1.1	77%R	SCE	1.4%	95%R
WT\$	+\$27		DCE	1.3%	71%R	DSB	4.3%	65%R
CW\$	+\$16		HHP\$	+\$627		SCR	+1.3	92%R



Playoff-P x Perfect x Drastic-P



14H017016 BADGER SIEMERS C PAGE-PP-ET 8403257573500

99% RHA-I TR PP TC TM TV TL TY TD TE DMS: 126,246 aAa: 423 B-Casein: A2A2 K-Casein: BB

CDCB-S Genomic Evaluation (04/26)

Milk	+514	82%R	Net Merit (75%R)	+\$511
Protein	+0.05%	+31	DWP\$	+\$569
Fat	+0.15%	+61	Cheese Merit	+\$537

CDCB-S/HA Genomic Evaluation (04/26)

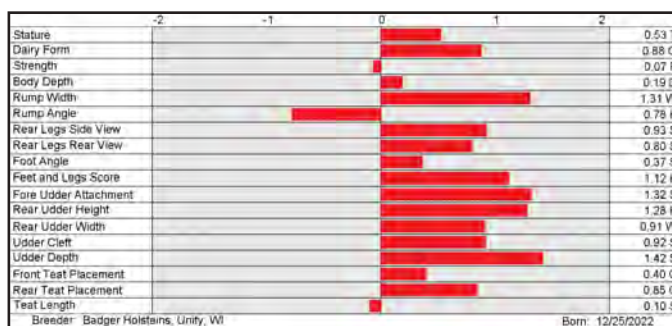
Type +1.19 UDC +1.14 FLC +0.95 BWC -0.10 81%R GTPI +3087

Health and Fertility (04/26)

SCS	2.82	79%R	MAS	+2.1	73%R	PL	+2.9	77%R
LIV	+0.9	72%R	DPR	+0.2	77%R	HCR	+0.5	76%R
CCR	+1.2	77%R	FI	+0.4	77%R	SCE	1.0%	88%R
WT\$	+\$29		DCE	1.5%	71%R	DSB	4.6%	65%R
CW\$	-\$25		HHP\$	+\$631		SCR	+0.6	84%R



Chew-P x Bedrock-PP x Timberlake



250H017152 PENN-ENGLAND CRUZ-PP-ET 8403249966471

99% RHA-I TR PP TC TM TV TL TY TD TE DMS: 135,123 aAa: 324 B-Casein: A2A2 K-Casein: BB

CDCB-S Genomic Evaluation (04/26)

Milk	+518	81%R	Net Merit (74%R)	+\$485
Protein	+0.06%	+33	DWP\$	+\$661
Fat	+0.14%	+59	Cheese Merit	+\$509

CDCB-S/HA Genomic Evaluation (04/26)

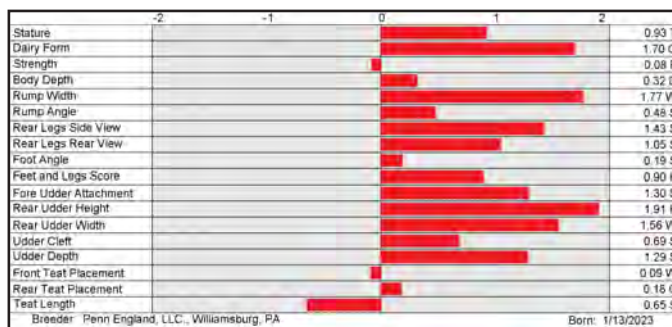
Type +1.49 UDC +1.21 FLC +0.71 BWC -0.32 80%R GTPI +3036

Health and Fertility (04/26)

SCS	2.99	77%R	MAS	+2.5	72%R	PL	+2.8	75%R
LIV	-1.3	72%R	DPR	-1.4	75%R	HCR	+0.3	73%R
CCR	+0.1	75%R	FI	-0.3	75%R	SCE	1.5%	90%R
WT\$	+\$39		DCE	1.8%	71%R	DSB	4.4%	65%R
CW\$	+\$71		HHP\$	+\$539		SCR	+0.9	87%R



General Tso-P x Perfect x Luster-P



7H018136 SIEMERS SSI YORION-P-ET 8403288816180

99% RHA-I TR PC TC TM TL TD TE aAa: 465 B-Casein: A2A2 K-Casein: AB

CDCB-S Genomic Evaluation (04/26)

Milk	+1,180	80%R	Net Merit (72%R)	+\$805
Protein	+0.06%	+56	DWP\$	+\$867
Fat	+0.13%	+84	Cheese Merit	+\$838

CDCB-S/HA Genomic Evaluation (04/26)

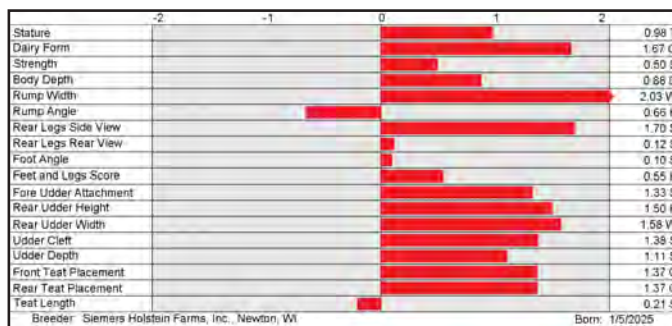
Type +1.41 UDC +1.25 FLC +0.19 BWC +0.22 79%R GTPI +3307

Health and Fertility (04/26)

SCS	2.77	76%R	MAS	+1.6	71%R	PL	+3.1	74%R
LIV	+0.5	72%R	DPR	-1.7	74%R	HCR	-0.1	73%R
CCR	-0.8	74%R	FI	-0.5	74%R	SCE	1.9%	63%R
WT\$	+\$12		DCE	2.0%	58%R	DSB	3.6%	56%R
CW\$	+\$48		HHP\$	+\$846				



Howland-P x Easton x Gameday



7H018230 COOKIECUTTER HOOLIGAN-P-ET 8403272937194

99% RHA-I TR PC TC TM TL TD DMS: 126,561 aAa: 354 B-Casein: A2A2 K-Casein: AB

CDCB-S Genomic Evaluation (04/26)

Milk	+1,768	79%R	Net Merit (72%R)	+\$843
Protein	+0.00%	+59	DWP\$	+\$718
Fat	+0.10%	+101	Cheese Merit	+\$854

CDCB-S/HA Genomic Evaluation (04/26)

Type +1.50 UDC +1.12 FLC +0.39 BWC -0.01 78%R GTPI +3311

Health and Fertility (04/26)

SCS	2.90	75%R	MAS	+0.2	71%R	PL	+3.1	74%R
LIV	-0.5	71%R	DPR	-2.8	74%R	HCR	+0.7	73%R
CCR	-1.5	74%R	FI	-1.4	74%R	SCE	2.0%	63%R
WT\$	-\$218		DCE	2.2%	57%R	DSB	4.2%	56%R
CW\$	+\$77		HHP\$	+\$853				



Howland-P x War Gear x Deluxe



7H018035 BLUMENFELD OVERDRIVE-P-ET 8403287568007

99% RHA-I TR PC TC TM TV TL TY TD TE aAa: 231 B-Casein: A2A2 K-Casein: BB

CDCB-S Genomic Evaluation (04/26)

Milk	+1,450	80%R	Net Merit (73%R)	+\$794
Protein	+0.06%	+65	DWP\$	+\$960
Fat	+0.15%	+101	Cheese Merit	+\$828

CDCB-S/HA Genomic Evaluation (04/26)

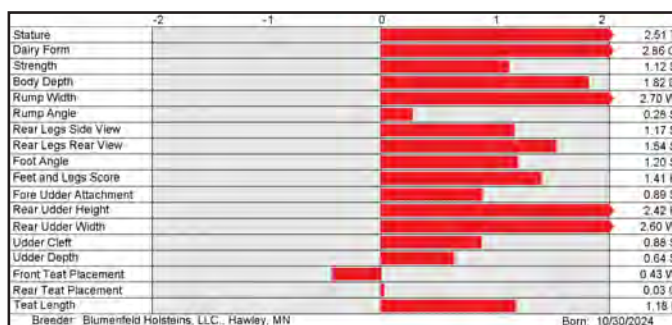
Type +1.91 UDC +0.94 FLC +0.94 BWC +0.64 79%R GTPI +3368

Health and Fertility (04/26)

SCS	2.83	76%R	MAS	+1.6	72%R	PL	+2.3	75%R
LIV	-1.1	72%R	DPR	-2.5	75%R	HCR	-0.2	73%R
CCR	-1.6	75%R	FI	-1.5	75%R	SCE	1.6%	63%R
WT\$	+\$7		DCE	1.6%	58%R	DSB	3.7%	56%R
CW\$	+\$38		HHP\$	+\$859				



Holy-P x Cumulus x Gameday



7H017501 BADGER SSI R MOSELY-P-ET 8403272850813

99% RHA-I TR PC TC TM TV TL TY TD TE DMS: 135,345 aAa: 432 B-Casein: A2A2 K-Casein: BB

CDCB-S Genomic Evaluation (04/26)

Milk	+664	81%R	Net Merit (73%R)	+\$706
Protein	+0.07%	+41	DWP\$	+\$832
Fat	+0.08%	+48	Cheese Merit	+\$742

CDCB-S/HA Genomic Evaluation (04/26)

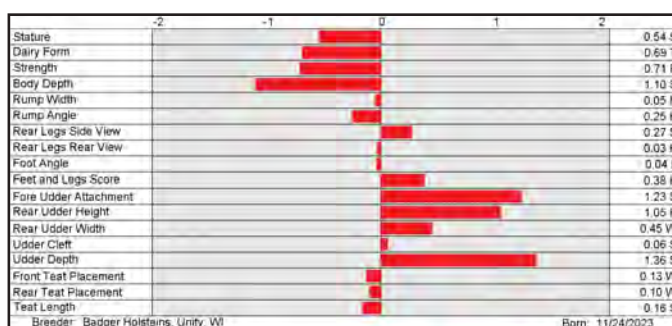
Type +0.25 UDC +1.03 FLC +0.41 BWC -0.41 79%R GTPI +3194

Health and Fertility (04/26)

SCS	2.69	77%R	MAS	+1.6	72%R	PL	+5.0	76%R
LIV	+1.6	73%R	DPR	+1.2	75%R	HCR	+1.8	75%R
CCR	+2.8	75%R	FI	+2.3	75%R	SCE	1.3%	63%R
WT\$	+\$118		DCE	1.6%	59%R	DSB	2.9%	58%R
CW\$	+\$13		HHP\$	+\$787				



Recharge x Bedrock-PP x Ragnar



250H018208 PENN-ENGLAND BEEGONE-PP-ET 8403286883765

99% RHA-I TR PP TC TM TL TD aAa: 234 B-Casein: A2A2 K-Casein: BB

CDCB-S Genomic Evaluation (04/26)

Milk	+760	79%R	Net Merit (72%R)	+\$715
Protein	+0.10%	+53	DWP\$	+\$638
Fat	+0.23%	+93	Cheese Merit	+\$760

CDCB-S/HA Genomic Evaluation (04/26)

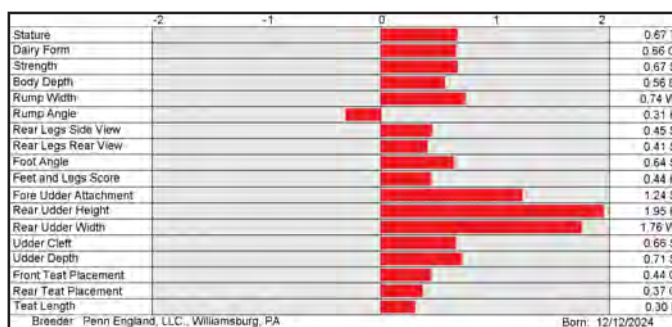
Type +1.29 UDC +1.23 FLC +0.32 BWC +0.50 78%R GTPI +3256

Health and Fertility (04/26)

SCS	2.90	75%R	MAS	-1.0	71%R	PL	+1.9	74%R
LIV	+0.1	71%R	DPR	-1.5	74%R	HCR	+0.2	72%R
CCR	-0.5	74%R	FI	-0.7	74%R	SCE	2.0%	62%R
WT\$	-\$210		DCE	2.0%	58%R	DSB	3.1%	56%R
CW\$	+\$4		HHP\$	+\$771				



Howland-P x Remover PP x Spot Lite



7H018260 AURORA HOLY HOPKINS-P-ET 8403291039804

99% RHA-I TR PC TC TM TV TL TY TD TE DMS: 126,123 aAa: 342 B-Casein: A2A2 K-Casein: AA

Holy-P x Kahn x Conway

CDCB-S Genomic Evaluation (04/26)

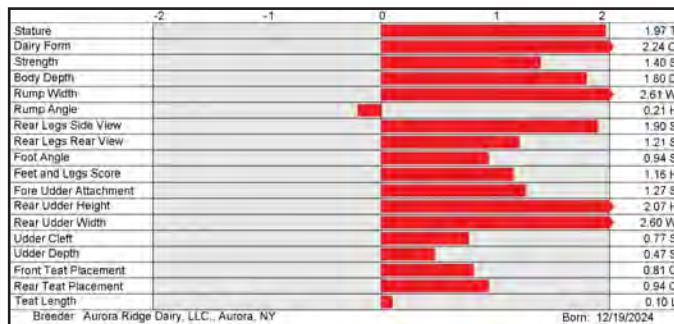
Milk	+1,343	80%R	Net Merit (73%R)	+\$753
Protein	+0.04%	+56	DWP\$	+\$798
Fat	+0.15%	+97	Cheese Merit	+\$779

CDCB-S/HA Genomic Evaluation (04/26)

Type	+1.87	UDC	+1.17	FLC	+0.73	BWC	+1.00	79%R	GTPI	+3323
------	-------	-----	-------	-----	-------	-----	-------	------	------	-------

Health and Fertility (04/26)

SCS	2.84	76%R	MAS	+1.2	72%R	PL	+2.8	75%R
LIV	-1.7	72%R	DPR	-1.7	75%R	HCR	+1.3	74%R
CCR	-0.9	75%R	FI	-0.6	75%R	SCE	2.1%	63%R
WT\$	-\$51		DCE	2.0%	58%R	DSB	3.8%	57%R
CW\$	+\$28		HHP\$	+\$842				



250H017009 AURORA HOWLAND-P-ET 8403259995029

99% RHA-I TR PC TC TM TV TL TY TD TE DMS: 135,123 aAa: 423 B-Casein: A2A2 K-Casein: AB

Chew-P x Ahead x Rapid

CDCB-S Genomic Evaluation (04/26)

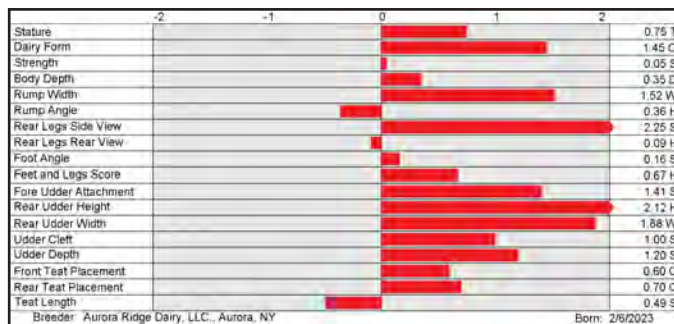
Milk	+872	83%R	Net Merit (75%R)	+\$827
Protein	+0.09%	+53	DWP\$	+\$928
Fat	+0.21%	+92	Cheese Merit	+\$868

CDCB-S/HA Genomic Evaluation (04/26)

Type	+1.61	UDC	+1.48	FLC	+0.25	BWC	-0.19	82%R	GTPI	+3357
------	-------	-----	-------	-----	-------	-----	-------	------	------	-------

Health and Fertility (04/26)

SCS	2.82	80%R	MAS	+0.7	73%R	PL	+3.9	78%R
LIV	+1.5	73%R	DPR	-0.8	78%R	HCR	+0.4	77%R
CCR	+0.4	78%R	FI	+0.0	78%R	SCE	2.9%	92%R
WT\$	+\$30		DCE	1.8%	71%R	DSB	4.0%	65%R
CW\$	+\$49		HHP\$	+\$878		SCR	+0.3	83%R



7H017952 S-S-I SIEMERS MICKAEL-P-ET 8403284828772

99% RHA-I TR PC TC TM TV TL TY TD TE DMS: 246,126 aAa: 315 B-Casein: A2A2 K-Casein: AB

Allgone-PP x Frampton x Deluxe

CDCB-S Genomic Evaluation (04/26)

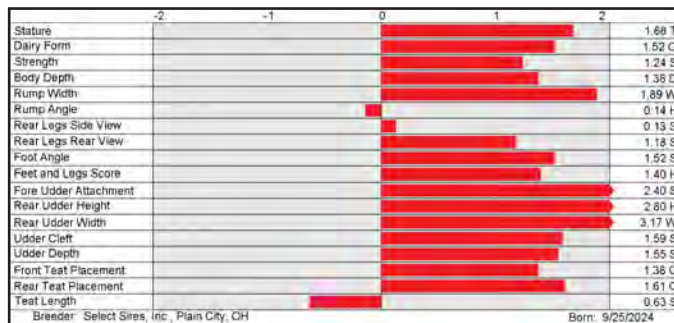
Milk	+1,066	80%R	Net Merit (72%R)	+\$669
Protein	+0.03%	+44	DWP\$	+\$838
Fat	+0.21%	+102	Cheese Merit	+\$691

CDCB-S/HA Genomic Evaluation (04/26)

Type	+2.28	UDC	+2.08	FLC	+1.09	BWC	+1.00	79%R	GTPI	+3328
------	-------	-----	-------	-----	-------	-----	-------	------	------	-------

Health and Fertility (04/26)

SCS	2.75	75%R	MAS	+3.3	71%R	PL	+1.7	74%R
LIV	-1.9	72%R	DPR	-1.8	74%R	HCR	+0.9	73%R
CCR	-1.4	74%R	FI	-0.8	74%R	SCE	1.5%	63%R
WT\$	+\$124		DCE	1.5%	58%R	DSB	4.1%	56%R
CW\$	-\$52		HHP\$	+\$817				



250H017298 SIEMERS HABULOUS-P-ET 8403257574731

99% RHA-I TR PC TC TM TV TL TY TD TE DMS: 561,135 aAa: 321 B-Casein: A2A2 K-Casein: BB

Hayk x Perfect x Luster-P

CDCB-S Genomic Evaluation (04/26)

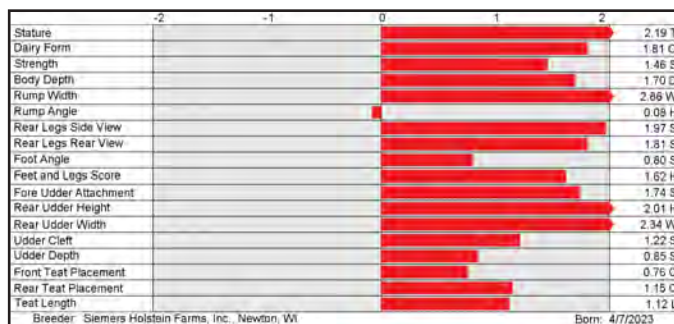
Milk	+706	82%R	Net Merit (75%R)	+\$582
Protein	+0.09%	+48	DWP\$	+\$658
Fat	+0.13%	+63	Cheese Merit	+\$626

CDCB-S/HA Genomic Evaluation (04/26)

Type	+2.12	UDC	+1.19	FLC	+1.17	BWC	+1.33	81%R	GTPI	+3275
------	-------	-----	-------	-----	-------	-----	-------	------	------	-------

Health and Fertility (04/26)

SCS	2.72	80%R	MAS	+3.4	75%R	PL	+4.1	78%R
LIV	-1.3	74%R	DPR	-0.1	78%R	HCR	+0.2	77%R
CCR	+1.1	78%R	FI	+0.6	78%R	SCE	1.9%	96%R
WT\$	+\$24		DCE	1.2%	70%R	DSB	3.5%	65%R
CW\$	+\$20		HHP\$	+\$740		SCR	-0.4	91%R




7H018260 HOPKINS-P



AURORA CONWAY 23551-ET (VG-88-VG-MS-DOM)
Grandam of HOPKINS-P

250H017009 HOWLAND-P



AURORA RAPID 21849-ET (VG-88-VG-MS-DOM)
Grandam of HOWLAND-P

7H017952 MICKAEL-P



MICKAEL-P

250H017298 HABULOUS-P



HABULOUS-P

7H018135 S-S-I SIEMERS YUMA-PP-ET 8403288815881

99% RHA-I TR PP TC TM TL TD TE DMS: 561,456 aAa: 342 B-Casein: A2A2 K-Casein: AB

CDCB-S Genomic Evaluation (04/26)

Milk	+1,382	79%R	Net Merit (72%R)	+\$789
Protein	+0.04%	+57	DWP\$	+\$845
Fat	+0.07%	+77	Cheese Merit	+\$812

CDCB-S/HA Genomic Evaluation (04/26)

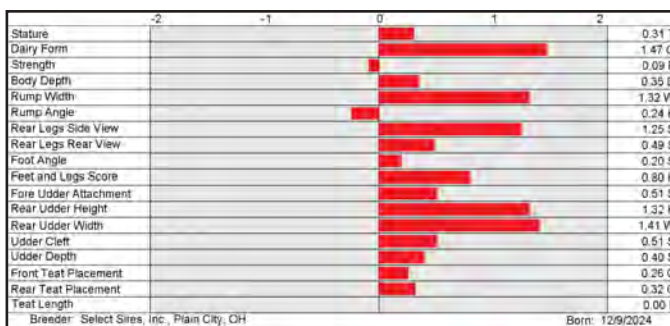
Type	+1.12	UDC	+0.86	FLC	+0.65	BWC	-0.43	78%R	GTPI	+3248
------	-------	-----	-------	-----	-------	-----	-------	------	------	-------

Health and Fertility (04/26)

SCS	2.93	75%R	MAS	+0.0	71%R	PL	+3.6	74%R
LIV	+2.4	71%R	DPR	-1.6	74%R	HCR	+0.4	72%R
CCR	-0.4	74%R	FI	-0.8	74%R	SCE	1.8%	62%R
WT\$	+\$10	DCE	2.1%	57%R	DSB	3.5%	55%R	
CW\$	+\$26	HHP\$	+\$784					



Howland-P x Remover PP x Engineer



7H018190 OCD HOLY LASER-P-ET 8403283145845

99% RHA-I TR PC TC TM TL TD TE DMS: 123 aAa: 234 B-Casein: A2A2 K-Casein: AB

CDCB-S Genomic Evaluation (04/26)

Milk	+721	79%R	Net Merit (72%R)	+\$615
Protein	+0.03%	+32	DWP\$	+\$688
Fat	+0.15%	+71	Cheese Merit	+\$633

CDCB-S/HA Genomic Evaluation (04/26)

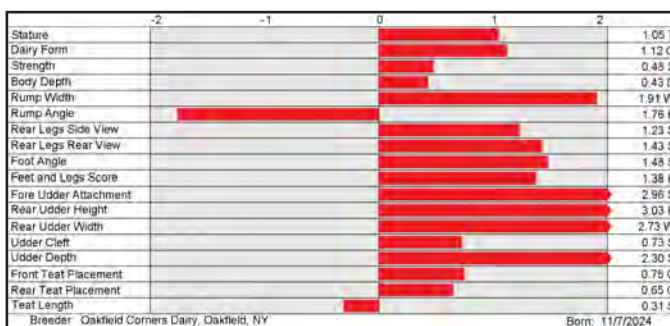
Type	+2.20	UDC	+2.37	FLC	+1.23	BWC	+0.42	79%R	GTPI	+3257
------	-------	-----	-------	-----	-------	-----	-------	------	------	-------

Health and Fertility (04/26)

SCS	2.83	76%R	MAS	+1.6	72%R	PL	+3.4	75%R
LIV	-0.4	71%R	DPR	+0.4	75%R	HCR	+1.8	73%R
CCR	+1.4	75%R	FI	+1.1	75%R	SCE	1.6%	63%R
WT\$	+\$13	DCE	2.2%	57%R	DSB	4.7%	56%R	
CW\$	+\$31	HHP\$	+\$722					



Holy-P x War Gear x Deluxe



250H018354 LADYS-MANOR HAB OFFER-P-ET 8403294635743

99% RHA-I TR PC TC TV TL TY TD DMS: 456,561 aAa: 324 B-Casein: A1A2 K-Casein: AB

CDCB-S Genomic Evaluation (04/26)

Milk	+773	80%R	Net Merit (73%R)	+\$566
Protein	+0.09%	+51	DWP\$	+\$680
Fat	+0.16%	+75	Cheese Merit	+\$609

CDCB-S/HA Genomic Evaluation (04/26)

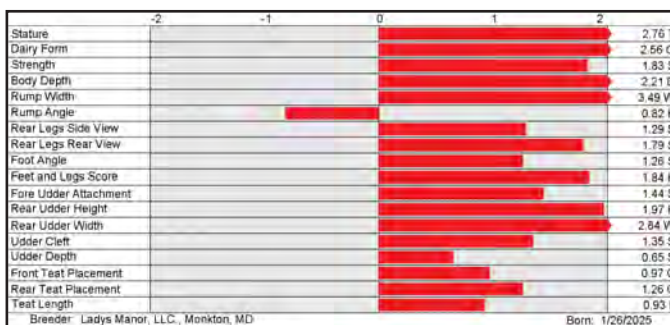
Type	+2.42	UDC	+1.09	FLC	+1.28	BWC	+1.52	79%R	GTPI	+3274
------	-------	-----	-------	-----	-------	-----	-------	------	------	-------

Health and Fertility (04/26)

SCS	2.80	76%R	MAS	+2.9	72%R	PL	+2.5	75%R
LIV	-1.8	73%R	DPR	-0.8	75%R	HCR	+2.0	73%R
CCR	-0.3	75%R	FI	+0.0	75%R	SCE	1.5%	63%R
WT\$	+\$35	DCE	2.0%	57%R	DSB	3.3%	56%R	
CW\$	+\$20	HHP\$	+\$718					



Habulous-P x Gameday x Granite



250H018206 PENN-ENGLAND LOOSEM-PP-ET 8403286883759

99% RHA-I TR PP TC TM TL TD aAa: 345 B-Casein: A1A2 K-Casein: BB

CDCB-S Genomic Evaluation (04/26)

Milk	+277	80%R	Net Merit (72%R)	+\$555
Protein	+0.09%	+34	DWP\$	+\$669
Fat	+0.26%	+80	Cheese Merit	+\$592

CDCB-S/HA Genomic Evaluation (04/26)

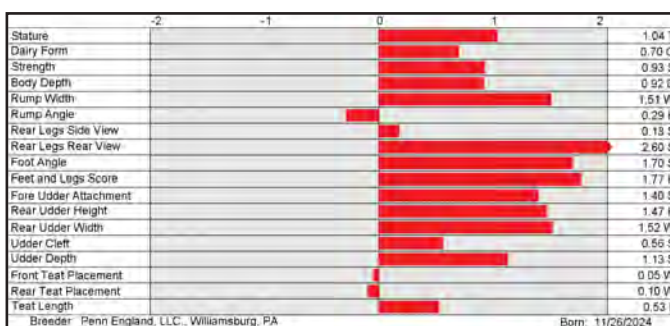
Type	+1.54	UDC	+1.02	FLC	+1.86	BWC	+0.91	78%R	GTPI	+3184
------	-------	-----	-------	-----	-------	-----	-------	------	------	-------

Health and Fertility (04/26)

SCS	2.96	76%R	MAS	+0.7	72%R	PL	+2.0	75%R
LIV	-0.8	72%R	DPR	+0.6	74%R	HCR	+2.5	73%R
CCR	+1.8	74%R	FI	+1.3	74%R	SCE	1.8%	63%R
WT\$	+\$44	DCE	2.2%	57%R	DSB	4.4%	56%R	
CW\$	+\$34	HHP\$	+\$695					



Holy-P x Remover PP x Renegade



250H018358 SUNQUEST HOLY CRYPTO PP-ET 8403274841647

99% RHA-I RC PP TC TV TL TY TD DMS: 123,234 B-Casein: A1A2 K-Casein: AB

CDCB-S Genomic Evaluation (04/26)

Milk	+1,219	79%R	Net Merit (72%R)	+\$396
Protein	+0.01%	+43	DWP\$	+\$448
Fat	-0.02%	+45	Cheese Merit	+\$408

CDCB-S/HA Genomic Evaluation (04/26)

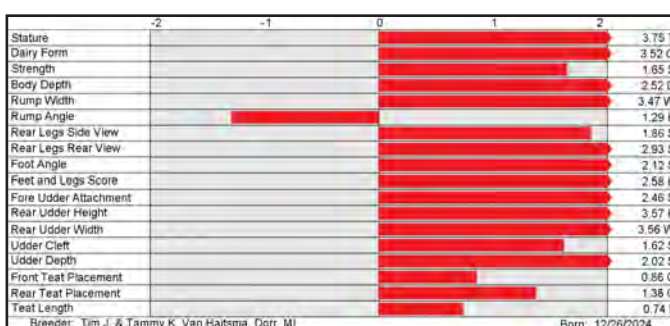
Type	+3.15	UDC	+1.99	FLC	+1.92	BWC	+1.19	79%R	GTPI	+3163
------	-------	-----	-------	-----	-------	-----	-------	------	------	-------

Health and Fertility (04/26)

SCS	2.82	75%R	MAS	+1.8	71%R	PL	+2.3	74%R
LIV	-2.3	71%R	DPR	-1.3	74%R	HCR	+1.0	72%R
CCR	-1.1	74%R	FI	-0.9	74%R	SCE	1.9%	63%R
WT\$	+\$12	DCE	2.0%	57%R	DSB	4.0%	55%R	
CW\$	-\$20	HHP\$	+\$475					



Holy-P x Elevator P *Rc x Doc



7H018058 PENN-ENGLAND LACKING-P-ET 8403286883743

99% RHA-I TR PC TC TM TV TL TY TD TE DMS: 345,135 aAa: 342 B-Casein: A2A2 K-Casein: AB

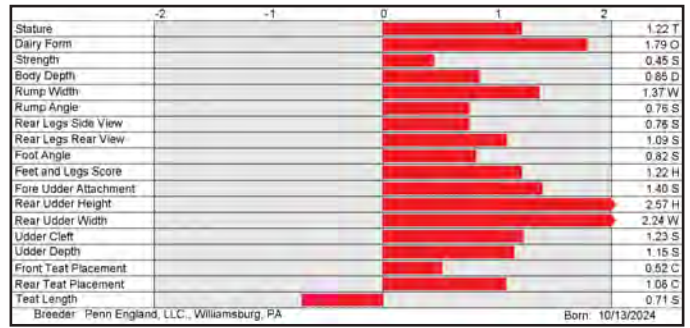
CDCB-S Genomic Evaluation (04/26)	
Milk	+1,631 79%R
Protein	+0.00% +54
Fat	-0.08% +45
Net Merit (72%R)	+\$673
DWP\$	+\$810
Cheese Merit	+\$683

CDCB-S/HA Genomic Evaluation (04/26)	
Type +1.84	UDC +1.57
FLC +0.97	BWC +0.06
79%R	GTPI +3269

Health and Fertility (04/26)	
SCS 2.84	76%R
LIV +0.2	72%R
CCR +0.3	75%R
WT\$+\$100	DCE 1.0% 57%R
CW\$ +\$39	HHP\$ +\$693
MAS +2.7	72%R
DPR -0.9	75%R
FI +0.5	75%R
DCE 1.0%	57%R
PL +3.8	75%R
HCR +1.7	73%R
SCE 1.5%	63%R
DSB 2.8%	56%R



Allgone-PP x Parker x Riveting



Breeder: Penn-England, LLC., Williamsburg, PA Born: 10/13/2024

250H017075 BERRYRIDGE SSI AKSHAY-P-ET 8403252558126

99% RHA-I TR PC TC TM TV TL TY TD TE DMS: 123,234 aAa: 423 B-Casein: A2A2 K-Casein: AB

CDCB-S Genomic Evaluation (04/26)	
Milk	+513 82%R
Protein	+0.10% +43
Fat	+0.20% +75
Net Merit (75%R)	+\$687
DWP\$	+\$867
Cheese Merit	+\$730

CDCB-S/HA Genomic Evaluation (04/26)	
Type +2.00	UDC +1.83
FLC +0.92	BWC -0.69
81%R	GTPI +3289

Health and Fertility (04/26)	
SCS 2.78	79%R
LIV -0.1	73%R
CCR +0.7	77%R
WT\$+\$112	DCE 2.0% 71%R
CW\$ -\$29	HHP\$ +\$711
MAS +0.7	73%R
DPR -0.1	77%R
FI +0.4	77%R
DCE 2.0%	71%R
PL +3.7	77%R
HCR +1.6	76%R
SCE 1.5%	82%R
DSB 4.1%	65%R
SCR -1.5	74%R



Chew-P x Gameday x Legacy



Breeder: Endres Berryridge Farms, LLC., Waunakee, WI Born: 1/9/2023

7H018266 SIEMERS HAPB OAKHA-PP-ET 8403288816394

99% RHA-I TR PP TC TM TL TD TE DMS: 246,234 aAa: 516 B-Casein: A2A2 K-Casein: BB

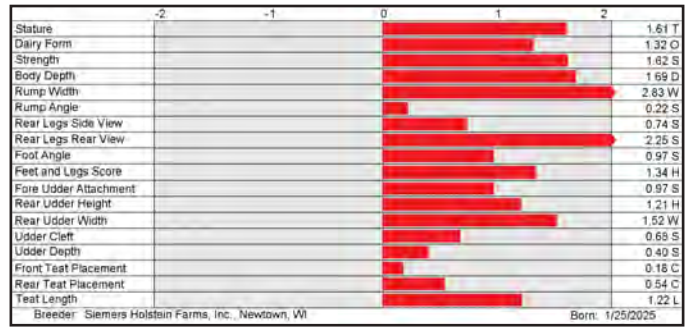
CDCB-S Genomic Evaluation (04/26)	
Milk	+314 80%R
Protein	+0.08% +31
Fat	+0.16% +56
Net Merit (73%R)	+\$478
DWP\$	+\$709
Cheese Merit	+\$513

CDCB-S/HA Genomic Evaluation (04/26)	
Type +1.65	UDC +0.58
FLC +1.25	BWC +1.53
79%R	GTPI +3098

Health and Fertility (04/26)	
SCS 2.76	76%R
LIV +0.1	72%R
CCR +1.6	75%R
WT\$+\$173	DCE 1.2% 57%R
CW\$ +\$1	HHP\$ +\$646
MAS +4.1	72%R
DPR +0.2	75%R
FI +0.6	75%R
DCE 1.2%	57%R
PL +3.5	75%R
HCR -0.3	73%R
SCE 1.6%	63%R
DSB 3.5%	56%R



Habulous-P x Perfect x Luster-P



Breeder: Siemers Holstein Farms, Inc., Newtown, WI Born: 1/25/2025

7H017798 COOKIECUTTER TABASCO-P-ET 8403258837035

99% RHA-I TR PC TC TM TV TL TY TD TE DMS: 345,234 aAa: 213 B-Casein: A2A2 K-Casein: AB

CDCB-S Genomic Evaluation (04/26)	
Milk	+1,825 80%R
Protein	-0.04% +49
Fat	-0.13% +40
Net Merit (72%R)	+\$363
DWP\$	+\$379
Cheese Merit	+\$358

CDCB-S/HA Genomic Evaluation (04/26)	
Type +2.06	UDC +2.14
FLC +0.48	BWC +0.47
79%R	GTPI +3087

Health and Fertility (04/26)	
SCS 2.87	76%R
LIV -2.5	72%R
CCR -0.9	74%R
WT\$ -\$86	DCE 1.2% 58%R
CW\$ -\$13	HHP\$ +\$427
MAS +0.4	72%R
DPR -1.8	74%R
FI -0.7	74%R
DCE 1.2%	58%R
PL +1.3	75%R
HCR +1.7	73%R
SCE 1.1%	63%R
DSB 4.1%	56%R



Allgone-PP x Holysmokes x Alphabet



Breeder: CookieCutter Holsteins, LLC., Hudson Falls, NY Born: 4/24/2024

7H018058 LACKING-P



PENN-ENGLAND LEHIGH 13897 (VG-87-VG-MS-GMD-DOM)
Third dam of LACKING-P

250H017075 AKSHAY-P



HORSENS SSI-BR GMDY 4920-ET (EX-91-EX-MS-DOM)
Dam of AKSHAY-P

7H018266 OAKHA-PP



SIEMERS PAR OAKA 36076-ET (EX-93-EX-MS)
Dam of OAKHA-PP

7H017798 TABASCO-P



WELCOME ROLAN TISH-ET (VG-86-VG-MS)
Third dam of TABASCO-P

14H018061 BOMAZ TONADO-P-ET 8403286320436

99% RHA-I TR PC TC TM TL TD TE DMS: 345,456 aAa: 423 B-Casein: A2A2 K-Casein: AB

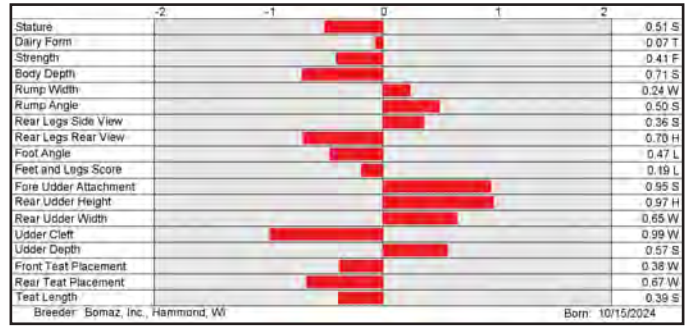
CDCB-S Genomic Evaluation		(04/26)	
Milk	+177	80%R	Net Merit (72%R) +\$812
Protein	+0.10%	+32	DWP\$ +\$1,130
Fat	+0.30%	+86	Cheese Merit +\$855

CDCB-S/HA Genomic Evaluation		(04/26)	
Type	+0.33	UDC +0.66	FLC -0.23
		BWC -0.40	79%R
			GTPI +3161

Health and Fertility		(04/26)	
SCS	2.69	75%R	MAS +3.7
			71%R
			PL +4.5
			74%R
LIV	+1.7	72%R	DPR -1.0
			74%R
			HCR +1.3
			73%R
CCR	+0.1	74%R	FI +0.2
			74%R
			SCE 0.8%
			63%R
WT\$	+\$221		DCE 1.5%
			57%R
			DSB 3.8%
			56%R
CW\$	+\$88		HHP\$ +\$845



Tesla x Maxwell-P x Jurassic



14H018231 KINGS-RANSOM DOSPOLL-PP-ET 8403286461709

99% RHA-I TR PP TC TM TL TD aAa: 453 B-Casein: A2A2 K-Casein: AA

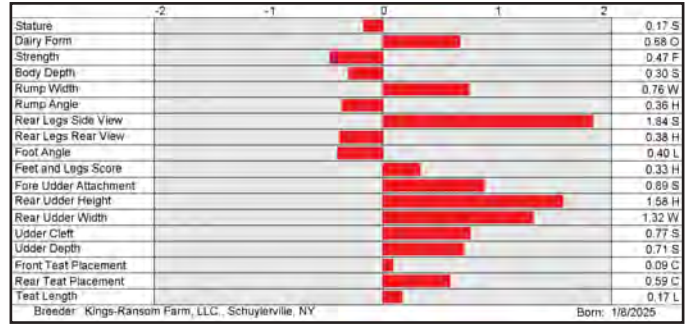
CDCB-S Genomic Evaluation		(04/26)	
Milk	+969	80%R	Net Merit (72%R) +\$827
Protein	+0.04%	+43	DWP\$ +\$1,035
Fat	+0.12%	+74	Cheese Merit +\$851

CDCB-S/HA Genomic Evaluation		(04/26)	
Type	+0.90	UDC +1.18	FLC +0.12
		BWC -0.59	79%R
			GTPI +3253

Health and Fertility		(04/26)	
SCS	2.80	76%R	MAS +2.4
			72%R
			PL +5.2
			74%R
LIV	+1.9	72%R	DPR +0.3
			74%R
			HCR +0.3
			73%R
CCR	+1.7	74%R	FI +0.9
			74%R
			SCE 1.8%
			63%R
WT\$	+\$172		DCE 1.9%
			57%R
			DSB 4.4%
			56%R
CW\$	+\$54		HHP\$ +\$875



Howland-P x Kahn x Conway



7H018191 OCD MADRID FLEX-PP-ET 8403285652512

99% RHA-I TR PP TC TM TL TD aAa: 453 B-Casein: A2A2 K-Casein: BB

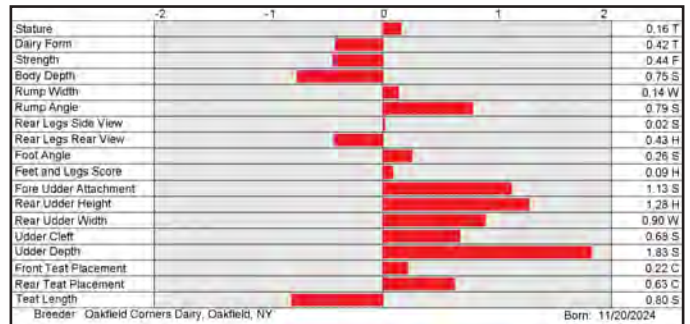
CDCB-S Genomic Evaluation		(04/26)	
Milk	+501	79%R	Net Merit (72%R) +\$630
Protein	+0.03%	+24	DWP\$ +\$703
Fat	+0.14%	+57	Cheese Merit +\$648

CDCB-S/HA Genomic Evaluation		(04/26)	
Type	+0.47	UDC +1.20	FLC -0.05
		BWC -0.12	79%R
			GTPI +3063

Health and Fertility		(04/26)	
SCS	2.74	75%R	MAS +3.4
			72%R
			PL +4.8
			75%R
LIV	+1.1	72%R	DPR +0.5
			74%R
			HCR +1.3
			73%R
CCR	+1.9	74%R	FI +1.1
			74%R
			SCE 1.7%
			63%R
WT\$	+\$127		DCE 1.8%
			58%R
			DSB 4.0%
			56%R
CW\$	+\$21		HHP\$ +\$704



Madrid-P x Kahn x Extra-P



7H017101 COLDSPRINGS KARMA-PP-ET 8403250035415

99% RHA-I TR PP TC TM TV TL TY TD TE DMS: 123,126 aAa: 312 B-Casein: A2A2 K-Casein: BB

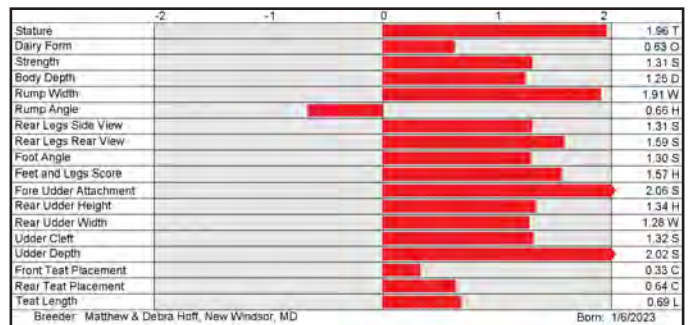
CDCB-S Genomic Evaluation		(04/26)	
Milk	-14	82%R	Net Merit (75%R) +\$79
Protein	+0.04%	+10	DWP\$ +\$17
Fat	+0.02%	+6	Cheese Merit +\$100

CDCB-S/HA Genomic Evaluation		(04/26)	
Type	+2.08	UDC +1.17	FLC +1.20
		BWC +1.52	81%R
			GTPI +2815

Health and Fertility		(04/26)	
SCS	2.69	79%R	MAS +1.2
			73%R
			PL +2.6
			78%R
LIV	-0.8	73%R	DPR +0.2
			77%R
			HCR +1.8
			76%R
CCR	+1.6	77%R	FI +1.4
			77%R
			SCE 1.9%
			89%R
WT\$	-\$7		DCE 2.0%
			71%R
			DSB 4.4%
			65%R
CW\$	-\$47		HHP\$ +\$209
			SCR +1.8
			90%R



Ison-P x Luster-P x House



7H017255 AURORA REVERIE-P-ET 8403259995034

99% RHA-I TR PC TC TM TV TL TY TD TE DMS: 561,456 aAa: 342 B-Casein: A2A2 K-Casein: BB

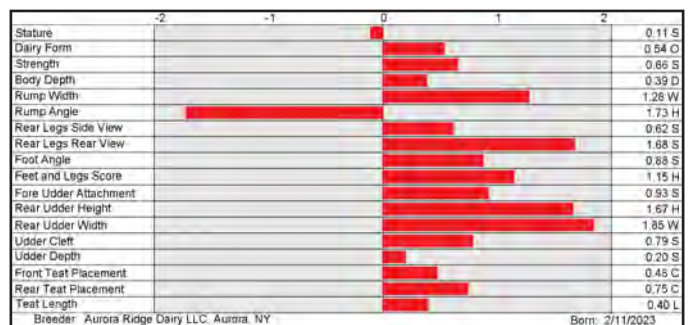
CDCB-S Genomic Evaluation		(04/26)	
Milk	+254	82%R	Net Merit (75%R) +\$608
Protein	+0.13%	+42	DWP\$ +\$806
Fat	+0.29%	+87	Cheese Merit +\$659

CDCB-S/HA Genomic Evaluation		(04/26)	
Type	+1.33	UDC +1.21	FLC +1.36
		BWC +0.44	81%R
			GTPI +3192

Health and Fertility		(04/26)	
SCS	2.88	80%R	MAS +0.5
			73%R
			PL +1.9
			77%R
LIV	-1.0	72%R	DPR -1.0
			78%R
			HCR +0.1
			77%R
CCR	-0.3	78%R	FI -0.6
			78%R
			SCE 1.4%
			93%R
WT\$	+\$115		DCE 1.8%
			70%R
			DSB 4.8%
			65%R
CW\$	+\$9		HHP\$ +\$715
			SCR -0.3
			90%R



Chew-P x Perfect x Rapid



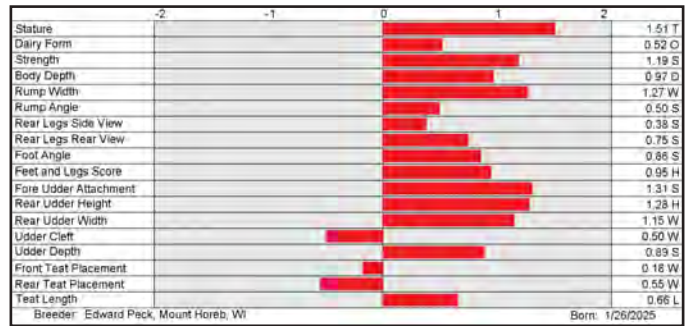
250H018217 APRILDAY HROK ATHENS-RED-ET 8403291062933

99% RHA-I TP TC TM TL TD aAa: 651 B-Casein: A2A2 K-Casein: BB

Hard Rock x Powerstar x Trumpet-Red



CDCB-S Genomic Evaluation		(04/26)	
Milk	+617 79%R	Net Merit (72%R)	+\$595
Protein	+0.08% +42	DWP\$	+\$715
Fat	+0.16% +69	Cheese Merit	+\$632
CDCB-S/HA Genomic Evaluation		(04/26)	
Type	+1.31	UDC	+0.57
FLC	+0.63	BWC	+1.25
79%R		GTPI	+3180
Health and Fertility		(04/26)	
SCS	2.80 75%R	MAS	+2.4 72%R
LIV	-0.3 72%R	DPR	+0.3 74%R
CCR	+1.5 74%R	FI	+1.1 74%R
WT\$	+\$53	DCE	1.5% 58%R
CW\$	+\$1	HHP\$	+\$758



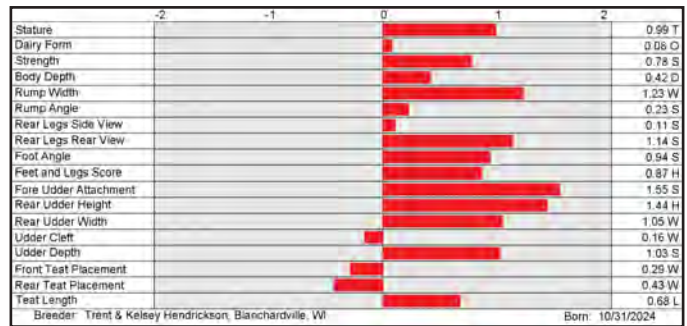
7H018237 TRENT-WAY RECOVER-RED-ET 8403294304855

99% RHA-I TP TC TM TL TD TE aAa: 435 B-Casein: A2A2 K-Casein: BB

Exclusive-Red x Hayk x Perfect



CDCB-S Genomic Evaluation		(04/26)	
Milk	+796 80%R	Net Merit (72%R)	+\$492
Protein	+0.03% +34	DWP\$	+\$507
Fat	+0.10% +59	Cheese Merit	+\$508
CDCB-S/HA Genomic Evaluation		(04/26)	
Type	+1.40	UDC	+0.82
FLC	+0.78	BWC	+0.99
79%R		GTPI	+3124
Health and Fertility		(04/26)	
SCS	2.93 76%R	MAS	+2.3 71%R
LIV	-0.8 72%R	DPR	+1.6 74%R
CCR	+2.6 74%R	FI	+2.1 74%R
WT\$	-\$68	DCE	1.5% 57%R
CW\$	+\$37	HHP\$	+\$661



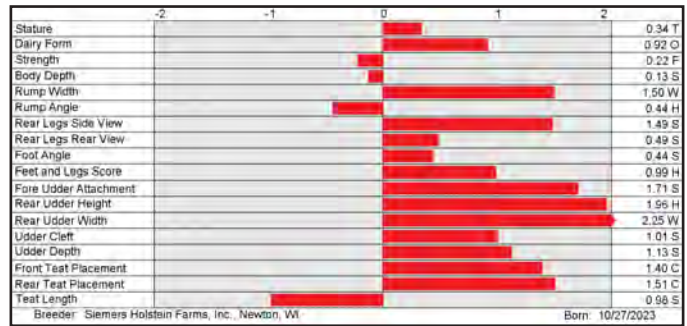
7H017695 SIEMERS RLE PAPAYA-RED-ET 8403267430129

99% RHA-I TP TC TM TV TL TY TD TE DMS: 234,345 aAa: 423 B-Casein: A1A2 K-Casein: AA

Redlea*Rc x Gameday x Mark*Rc



CDCB-S Genomic Evaluation		(04/26)	
Milk	+865 82%R	Net Merit (75%R)	+\$588
Protein	+0.06% +46	DWP\$	+\$521
Fat	+0.18% +84	Cheese Merit	+\$616
CDCB-S/HA Genomic Evaluation		(04/26)	
Type	+1.63	UDC	+1.67
FLC	+0.80	BWC	-0.27
81%R		GTPI	+3174
Health and Fertility		(04/26)	
SCS	3.03 79%R	MAS	+1.4 73%R
LIV	-1.3 73%R	DPR	-1.6 77%R
CCR	-1.7 77%R	FI	-1.1 77%R
WT\$	-\$171	DCE	1.8% 71%R
CW\$	+\$2	HHP\$	+\$638



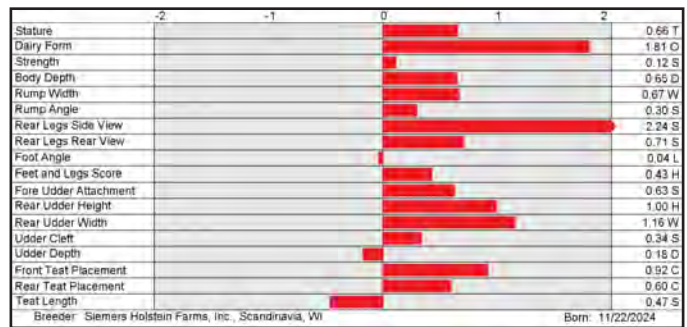
7H018220 SANDY-VALLEY REBBY-RED-ET 8403288815450

99% RHA-I RC TP TC TM TL TD DMS: 246,126 aAa: 435 B-Casein: A2A2 K-Casein: AA


Exclusive-Red x Ranger-Red x Conway



CDCB-S Genomic Evaluation		(04/26)	
Milk	+667 80%R	Net Merit (72%R)	+\$651
Protein	+0.03% +30	DWP\$	+\$694
Fat	+0.15% +67	Cheese Merit	+\$665
CDCB-S/HA Genomic Evaluation		(04/26)	
Type	+1.09	UDC	+0.53
FLC	+0.25	BWC	-0.45
79%R		GTPI	+3051
Health and Fertility		(04/26)	
SCS	2.99 75%R	MAS	+1.0 71%R
LIV	+1.2 72%R	DPR	-0.2 74%R
CCR	+0.2 74%R	FI	+0.2 74%R
WT\$	+\$23	DCE	1.2% 57%R
CW\$	+\$9	HHP\$	+\$586




250H018217 ATHENS-RED



ATHENS-RED

7H018237 RECOVER-RED



TRENT-WAY HAYK RETREAT-ET (VG-87-VG-MS)
Dam of RECOVER-RED

7H017695 PAPAYA-RED



PAPAYA-RED

7H018220 REBBY-RED



SANDY-VALLEY ESCANABA-ET (EX-92-EX-MS-GMD-DOM)
Third dam of REBBY-RED

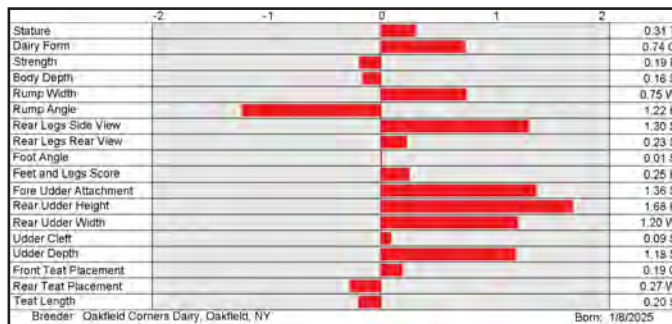
14HO18196 OCD HOWLAND PIERCE RC-ET 8403293804419

99% RHA-I RC TP TC TM TL TD aAa: 324 B-Casein: A2A2 K-Casein: AB

CDCB-S Genomic Evaluation		(04/26)	
Milk	+338 80%R	Net Merit (72%R)	+\$858
Protein	+0.13% +45	DWP\$	+\$1,077
Fat	+0.27% +86	Cheese Merit	+\$914
CDCB-S/HA Genomic Evaluation		(04/26)	
Type +1.06	UDC +1.16	FLC +0.14	BWC -0.30
		79%R	GTPI +3321
Health and Fertility		(04/26)	
SCS	2.66 76%R	MAS	+2.7 71%R
LIV	+1.5 71%R	DPR	+0.6 74%R
CCR	+0.9 74%R	FI	+0.7 74%R
WT\$	+\$217	DCE	1.5% 57%R
CW\$	+\$54	HHP\$	+\$959



Howland-P x Figaro x Shimmer* Rc



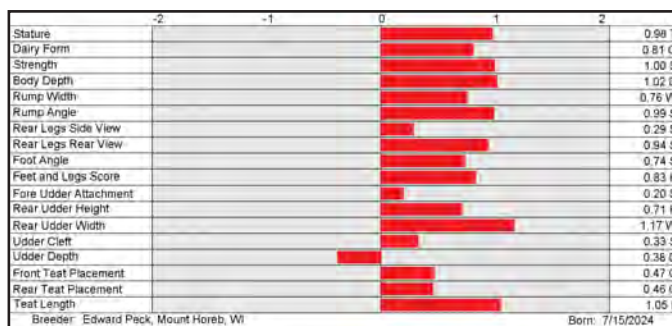
14HO18063 APRILDAY ANCHO PEPPR-RED-ET 8403291062917

99% RHA-I TR TP TC TM TV TL TY TD TE B-Casein: A2A2 K-Casein: BB

CDCB-S Genomic Evaluation		(04/26)	
Milk	+798 79%R	Net Merit (71%R)	+\$691
Protein	+0.07% +45	DWP\$	+\$724
Fat	+0.14% +71	Cheese Merit	+\$724
CDCB-S/HA Genomic Evaluation		(04/26)	
Type +1.19	UDC +0.18	FLC +0.69	BWC +0.78
		79%R	GTPI +3161
Health and Fertility		(04/26)	
SCS	2.80 75%R	MAS	+0.8 71%R
LIV	+3.2 71%R	DPR	-0.8 74%R
CCR	-0.6 74%R	FI	-0.4 74%R
WT\$		DCE	1.9% 57%R
CW\$		HHP\$	+\$714



Pepper-Red x Powerstar x Trumpet-Red



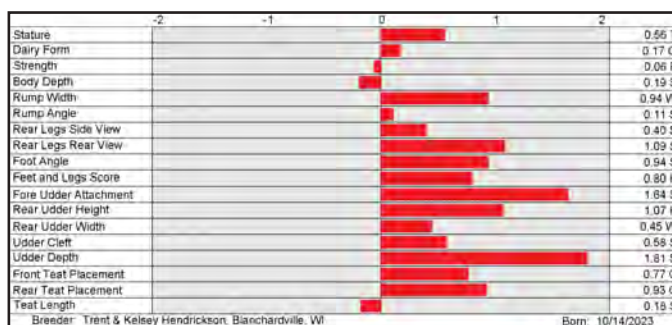
14HO17550 TRENT-WAY RAGNAR-RED-ET 8403261835837

99% RHA-I TP TC TM TV TL TY TD TE DMS: 234,345 aAa: 435 B-Casein: A2A2 K-Casein: BB

CDCB-S Genomic Evaluation		(04/26)	
Milk	+710 81%R	Net Merit (74%R)	+\$572
Protein	+0.00% +22	DWP\$	+\$747
Fat	+0.08% +51	Cheese Merit	+\$577
CDCB-S/HA Genomic Evaluation		(04/26)	
Type +0.93	UDC +1.11	FLC +0.80	BWC +0.15
		79%R	GTPI +3064
Health and Fertility		(04/26)	
SCS	2.82 77%R	MAS	+3.6 72%R
LIV	+0.2 73%R	DPR	+0.9 75%R
CCR	+1.7 75%R	FI	+1.5 75%R
WT\$	+\$211	DCE	1.9% 71%R
CW\$	+\$43	HHP\$	+\$644



Fireball-Red x Perfect x Simplicity-P-RC



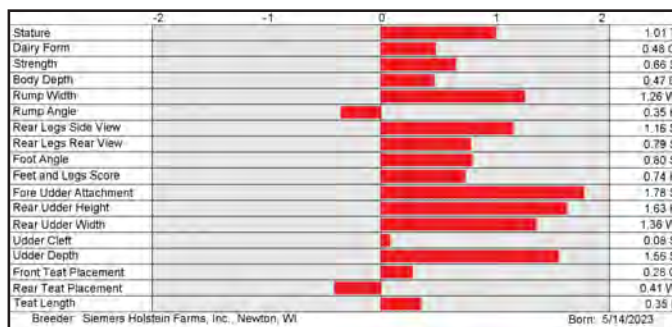
14HO17429 SIEMERS PABULOUS-RED-ET 8403267428220

99% RHA-I TP TC TM TV TL TY TD TE DMS: 456,561 aAa: 465 B-Casein: A1A2 K-Casein: AA


CDCB-S Genomic Evaluation		(04/26)	
Milk	+107 82%R	Net Merit (75%R)	+\$380
Protein	+0.07% +22	DWP\$	+\$709
Fat	+0.16% +48	Cheese Merit	+\$413
CDCB-S/HA Genomic Evaluation		(04/26)	
Type +1.36	UDC +1.17	FLC +0.55	BWC +0.73
		81%R	GTPI +3018
Health and Fertility		(04/26)	
SCS	2.69 78%R	MAS	+2.6 74%R
LIV	+0.2 72%R	DPR	+1.0 77%R
CCR	+2.0 77%R	FI	+1.5 77%R
WT\$	+\$203	DCE	2.3% 71%R
CW\$	+\$48	HHP\$	+\$574



Freestyle-Red x Gameday x Mark *Rc




14HO18196 PIERCE RC




MORNINGVIEW'S PAISLE-RED-ET (VG-86-EX-MS)
Grandam of PIERCE RC

14HO18063 ANCHO PEPPR-RED




APRILDAY PWRSTAR AURORA-ET (GP-82)
Dam of ANCHO PEPPR-RED

14HO17550 RAGNAR-RED



TRENT-WAY RESBIT-ET (EX-90-EX-MS)
Dam of RAGNAR-RED

14HO17429 PABULOUS-RED



SIEMERS GD PARIS 36374-ET (VG-85-VG-MS)
Dam of PABULOUS-RED

RED & WHITE GFORCE SIRE

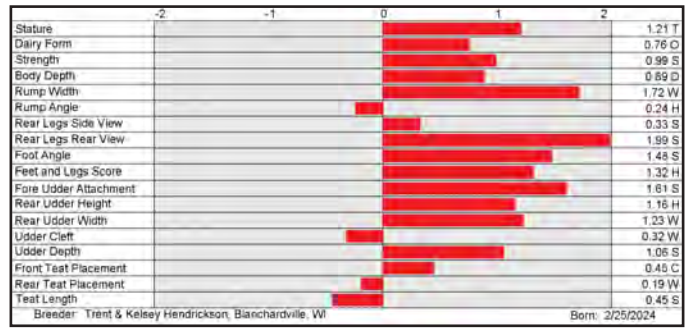
7H017938 TRENT-WAY ROCKY RC-P-ET 8403284822852

99% RHA-I RC PC TC TM TV TL TY TD TE DMS: 234,345 aAa: 234 B-Casein: A1A2 K-Casein: BE

CDCB-S Genomic Evaluation		(04/26)	
Milk	+359 80%R	Net Merit (73%R)	+\$614
Protein	+0.07% +31	DWP\$	+\$710
Fat	+0.25% +82	Cheese Merit	+\$646
CDCB-S/HA Genomic Evaluation		(04/26)	
Type	+1.31	UDC	+0.80
FLC	+1.31	BWC	+1.00
79%R		GTPI	+3150
Health and Fertility		(04/26)	
SCS	2.80 76%R	MAS	+1.7 72%R
LIV	+0.2 72%R	DPR	-0.1 74%R
CCR	+0.3 74%R	FI	+0.3 74%R
WT\$	+\$92	DCE	1.9% 58%R
CW\$	+\$67	HHP\$	+\$726
PL	+3.1 75%R	HCR	+1.2 73%R
SCE	1.4% 61%R	DSB	3.9% 57%R



Punch *Rc x Perfect x Simplicity-P-RC



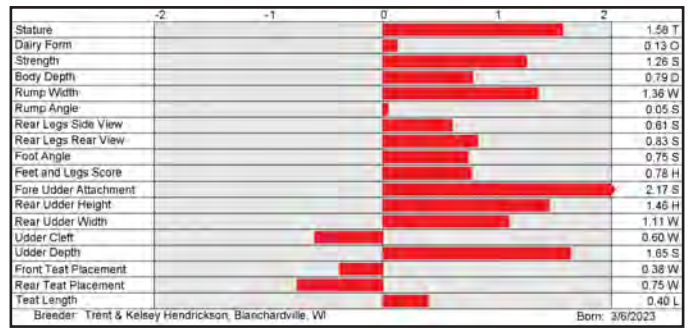
7H017284 TRENT-WAY HAYK HARD ROCK-ET 8403261835778

99% RHA-I RC TP TC TM TV TL TY TD TE DMS: 234,123 aAa: 423 B-Casein: A1A2 K-Casein: BE

CDCB-S Genomic Evaluation		(04/26)	
Milk	+759 82%R	Net Merit (75%R)	+\$538
Protein	+0.06% +41	DWP\$	+\$613
Fat	+0.12% +64	Cheese Merit	+\$566
CDCB-S/HA Genomic Evaluation		(04/26)	
Type	+1.31	UDC	+0.91
FLC	+0.48	BWC	+1.50
81%R		GTPI	+3183
Health and Fertility		(04/26)	
SCS	2.85 80%R	MAS	+3.1 75%R
LIV	-0.3 74%R	DPR	+1.1 78%R
CCR	+2.4 78%R	FI	+1.6 78%R
WT\$	+\$9	DCE	1.4% 70%R
CW\$	-\$25	HHP\$	+\$769
PL	+3.4 78%R	HCR	+0.4 77%R
SCE	1.2% 94%R	DSB	4.1% 65%R
SCR	-0.6 90%R		



Hayk x Perfect x Simplicity-P-RC



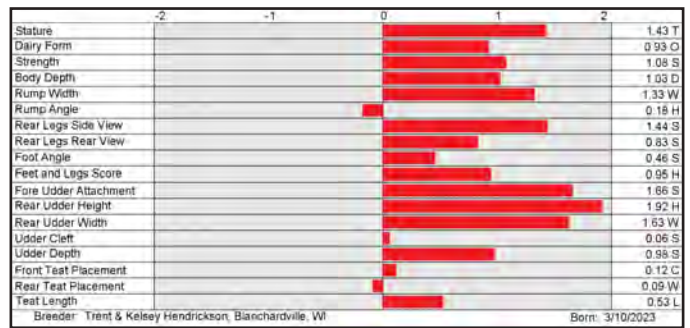
7H017285 TRENT-WAY RUFUS-ET 8403261835781

99% RHA-I RC TP TC TM TV TL TY TD TE DMS: 123,135 aAa: 435 B-Casein: A1A2 K-Casein: BB

CDCB-S Genomic Evaluation		(04/26)	
Milk	+1,016 82%R	Net Merit (75%R)	+\$519
Protein	+0.05% +46	DWP\$	+\$499
Fat	+0.08% +65	Cheese Merit	+\$544
CDCB-S/HA Genomic Evaluation		(04/26)	
Type	+1.63	UDC	+1.05
FLC	+0.60	BWC	+0.98
81%R		GTPI	+3150
Health and Fertility		(04/26)	
SCS	2.85 80%R	MAS	+2.2 75%R
LIV	-2.6 74%R	DPR	-1.4 78%R
CCR	+0.0 78%R	FI	-0.1 78%R
WT\$	-\$31	DCE	1.7% 70%R
CW\$	-\$12	HHP\$	+\$656
PL	+2.5 78%R	HCR	+1.3 77%R
SCE	1.8% 84%R	DSB	3.5% 65%R
SCR	+1.3 76%R		



Hayk x Perfect x Simplicity-P-RC



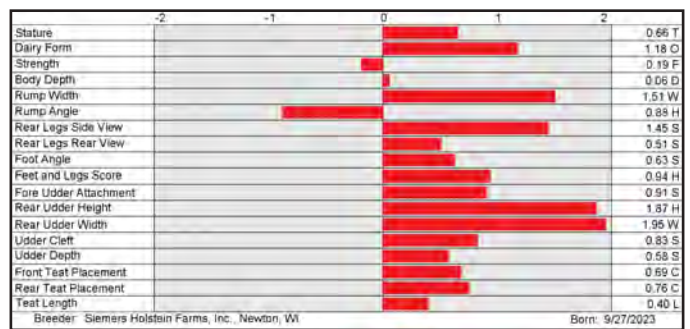
7H017565 SIEMERS HARROW-ET 8403267429777

99% RHA-I RC TP TC TM TV TL TY TD TE DMS: 456,561 aAa: 351 B-Casein: A2A2 K-Casein: AB


CDCB-S Genomic Evaluation		(04/26)	
Milk	+1,052 82%R	Net Merit (75%R)	+\$589
Protein	+0.02% +40	DWP\$	+\$454
Fat	+0.05% +57	Cheese Merit	+\$601
CDCB-S/HA Genomic Evaluation		(04/26)	
Type	+1.20	UDC	+1.21
FLC	+0.70	BWC	-0.28
81%R		GTPI	+3113
Health and Fertility		(04/26)	
SCS	2.98 79%R	MAS	+0.6 73%R
LIV	+0.7 73%R	DPR	+0.1 78%R
CCR	+0.4 78%R	FI	+0.5 78%R
WT\$	-\$181	DCE	1.6% 71%R
CW\$	+\$16	HHP\$	+\$597
PL	+3.2 77%R	HCR	+1.8 76%R
SCE	1.5% 84%R	DSB	3.1% 65%R
SCR	+2.1 74%R		



Redlea*Rc x Rapid x Doc




7H017938 ROCKY RC-P




ROCKY RC-P

7H017284 HARD ROCK RC



TRENT-WAY RESBIT-ET (EX-90-EX-MS)
Dam of HARD ROCK RC and RUFUS RC

7H017285 RUFUS RC



RUFUS RC

7H017565 HARROW RC



SIEMERS RPD HANAN 33313-ET (EX-90-EX-MS)
Dam of HARROW RC

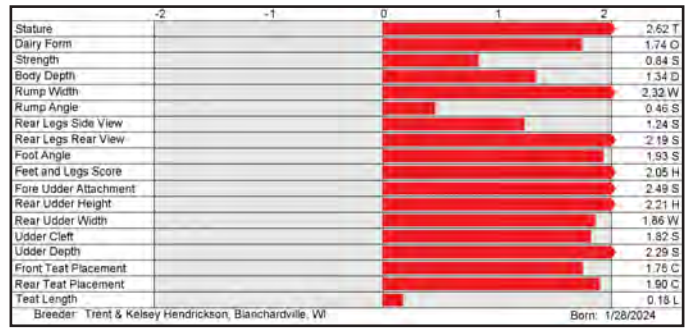
14HO17662 TRENT-WAY REPO-RED-ET 8403278713084

99% RHA-I TP TC TM TV TL TY TD TE DMS: 123,126 aAa: 324 B-Casein: A1A2 K-Casein: BB

CDCB-S Genomic Evaluation		(04/26)	
Milk	+90	80%R	Net Merit (72%R) +\$230
Protein	+0.02%	+9	DWP\$ +\$63
Fat	+0.07%	+21	Cheese Merit +\$242
CDCB-S/HA Genomic Evaluation		(04/26)	
Type	+2.23	UDC +1.67	FLC +1.61 BWC +0.89 79%R GTPI +2899
Health and Fertility		(04/26)	
SCS	2.87	76%R	MAS +0.9 71%R PL +2.0 75%R
LIV	+1.8	72%R	DPR +1.2 75%R HCR +0.9 75%R
CCR	+0.9	74%R	FI +1.0 75%R SCE 1.2% 63%R
WT\$	-\$38	DCE 1.7%	60%R DSB 4.1% 58%R
CW\$	-\$44	HHP\$	+\$272



Hulu x Ranger-Red x Salvo Rdc



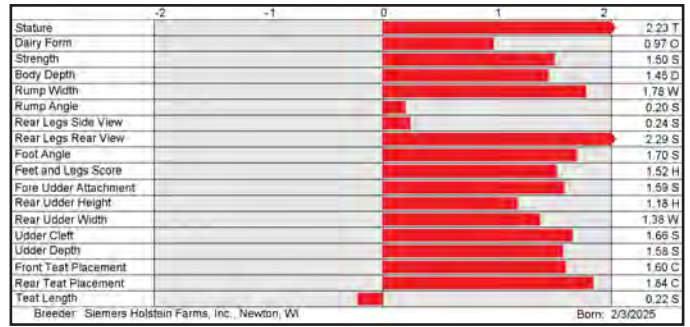
14HO18405 SIEMERS APPLECORE-RED-ET 8403288816786

99% RHA-I TP TC TV TL TY TD B-Casein: A2A2 K-Casein: BB

CDCB-S Genomic Evaluation		(04/26)	
Milk	+739	79%R	Net Merit (72%R) +\$317
Protein	-0.01%	+22	DWP\$ +\$478
Fat	+0.06%	+48	Cheese Merit +\$322
CDCB-S/HA Genomic Evaluation		(04/26)	
Type	+1.91	UDC +1.03	FLC +1.32 BWC +1.56 77%R GTPI +2987
Health and Fertility		(04/26)	
SCS	2.76	74%R	MAS +3.5 70%R PL +2.4 74%R
LIV	-1.1	71%R	DPR +0.3 73%R HCR +0.6 71%R
CCR	-0.4	73%R	FI +0.3 73%R SCE 1.7% 58%R
WT\$	+\$108	DCE 2.1%	56%R DSB 5.1% 54%R
CW\$	-\$15	HHP\$	+\$487



Endrick x Holliman-Red x Perfect



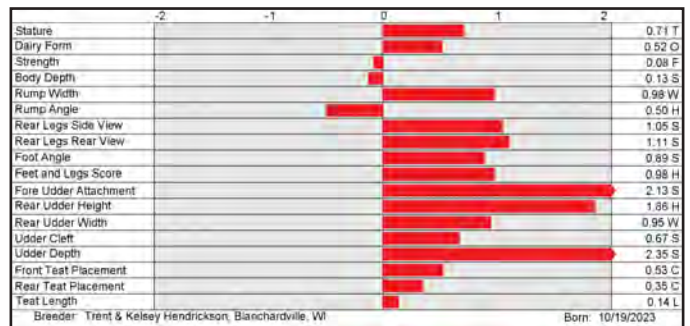
14HO17548 TRENT-WAY REASURE-RED-ET 8403261835839

99% RHA-I TP TC TM TV TL TY TD TE DMS: 345,135 aAa: 432 B-Casein: A2A2 K-Casein: BB

CDCB-S Genomic Evaluation		(04/26)	
Milk	+508	81%R	Net Merit (74%R) +\$431
Protein	+0.01%	+18	DWP\$ +\$638
Fat	+0.06%	+37	Cheese Merit +\$440
CDCB-S/HA Genomic Evaluation		(04/26)	
Type	+1.27	UDC +1.58	FLC +0.89 BWC +0.02 79%R GTPI +2985
Health and Fertility		(04/26)	
SCS	2.75	76%R	MAS +3.6 72%R PL +4.1 76%R
LIV	+0.2	73%R	DPR -0.1 75%R HCR +2.1 74%R
CCR	-0.2	75%R	FI +0.3 75%R SCE 1.3% 72%R
WT\$	+\$216	DCE 1.2%	71%R DSB 3.5% 65%R
CW\$	+\$12	HHP\$	+\$497
		SCR	+0.9 54%R



Fireball-Red x Perfect x Simplicity-P-RC



14HO18236 TRENT-WAY POP ROCK-RED-ET 8403294304903

99% RHA-I TP TC TM TL TD TE DMS: 561,456 aAa: 315 B-Casein: A2A2 K-Casein: BB

CDCB-S Genomic Evaluation		(04/26)	
Milk	+487	79%R	Net Merit (72%R) +\$400
Protein	+0.05%	+29	DWP\$ +\$405
Fat	+0.06%	+36	Cheese Merit +\$422
CDCB-S/HA Genomic Evaluation		(04/26)	
Type	+0.94	UDC +0.35	FLC +0.28 BWC +0.96 79%R GTPI +2938
Health and Fertility		(04/26)	
SCS	2.91	76%R	MAS +1.0 72%R PL +3.1 75%R
LIV	+0.7	72%R	DPR +0.9 74%R HCR +0.7 73%R
CCR	+1.6	74%R	FI +1.2 74%R SCE 1.3% 63%R
WT\$	+\$70	DCE 1.7%	58%R DSB 4.3% 56%R
CW\$	-\$35	HHP\$	+\$489



Hard Rock x Puzzle x Shimmer*Rc



14HO17662 REPO-RED



TRENT-WAY JS ROLVO-RED-ET (VG-87)
Grandam of REPO-RED

14HO18405 APPLECORE-RED



SIEMERS PERFECT APPLE 36426 (EX-91-EX-MS)
Grandam of APPLECORE-RED

14HO17548 REASURE-RED



TRENT-WAY REASURE-ET (EX-93-EX-MS)
Dam of REASURE-RED

14HO18236 POP ROCK-RED



POP ROCK-RED

RED & WHITE GFORCE SIRE

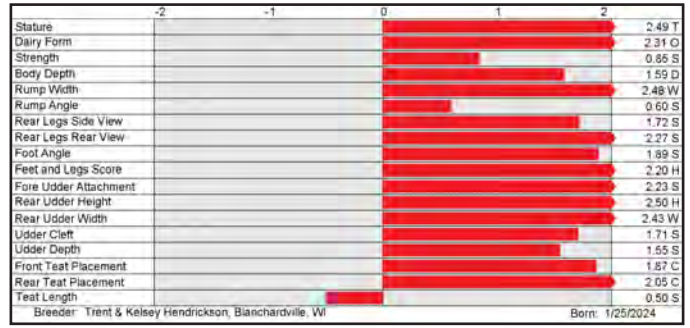
7H017661 TRENT-WAY REED-RED-ET 8403278713082

99% RHA-I TP TC TM TV TL TY TD TE DMS: 123,135 aAa: 321 B-Casein: A1A2 K-Casein: BB

CDCB-S Genomic Evaluation		(04/26)	
Milk	+694 80%R	Net Merit (72%R)	+\$310
Protein	-0.02% +18	DWP\$	+\$313
Fat	-0.03% +20	Cheese Merit	+\$311
CDCB-S/HA Genomic Evaluation		(04/26)	
Type	+2.42 UDC +1.66 FLC +1.75 BWC +0.65 79%R	GTPI +2965	
Health and Fertility		(04/26)	
SCS	2.79 76%R	MAS	+2.2 71%R
LIV	+0.9 72%R	DPR	+0.3 75%R
CCR	+0.3 74%R	FI	+0.4 75%R
WT\$	+\$97	DCE	1.9% 60%R
CW\$	-\$35	HHP\$	+\$329



Hulu x Ranger-Red x Salvo Rdc



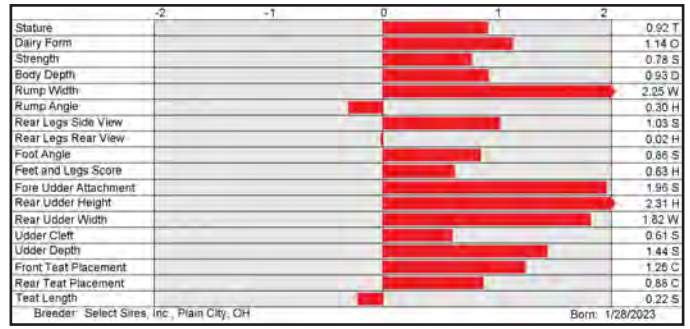
250H017050 S-S-I REBEL SQUIBB-RED-ET 8403253835793

99% RHA-I TP TC TM TV TL TY TD TE DMS: 126,123 aAa: 324 B-Casein: A2A2 K-Casein: AB

CDCB-S Genomic Evaluation		(04/26)	
Milk	+584 82%R	Net Merit (75%R)	+\$300
Protein	+0.01% +23	DWP\$	+\$356
Fat	+0.01% +28	Cheese Merit	+\$311
CDCB-S/HA Genomic Evaluation		(04/26)	
Type	+1.86 UDC +1.65 FLC +0.31 BWC +0.69 81%R	GTPI +2904	
Health and Fertility		(04/26)	
SCS	2.84 78%R	MAS	+0.7 73%R
LIV	+0.7 73%R	DPR	-0.7 77%R
CCR	-0.2 77%R	FI	-0.2 77%R
WT\$	+\$49	DCE	1.9% 71%R
CW\$	-\$4	HHP\$	+\$365



Rebel-Red x Acura x Magnitude



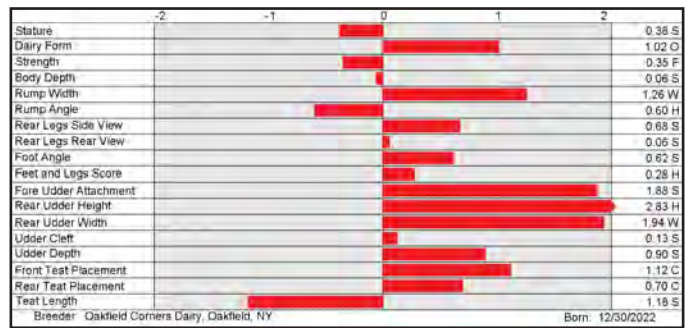
7H017137 OCD REBEL SPIN-RED-ET 8403258824883

99% RHA-I TP TC TM TV TL TY TD TE DMS: 234,123 aAa: 324 B-Casein: A2A2 K-Casein: BB

CDCB-S Genomic Evaluation		(04/26)	
Milk	+622 82%R	Net Merit (75%R)	+\$443
Protein	+0.04% +32	DWP\$	+\$508
Fat	+0.06% +42	Cheese Merit	+\$464
CDCB-S/HA Genomic Evaluation		(04/26)	
Type	+1.74 UDC +1.86 FLC +0.34 BWC -0.61 81%R	GTPI +3006	
Health and Fertility		(04/26)	
SCS	2.88 79%R	MAS	-0.1 74%R
LIV	+0.8 73%R	DPR	-0.7 77%R
CCR	-0.5 77%R	FI	-0.5 77%R
WT\$	-\$28	DCE	2.3% 71%R
CW\$	+\$41	HHP\$	+\$431



Rebel-Red x Gameday x Ronald



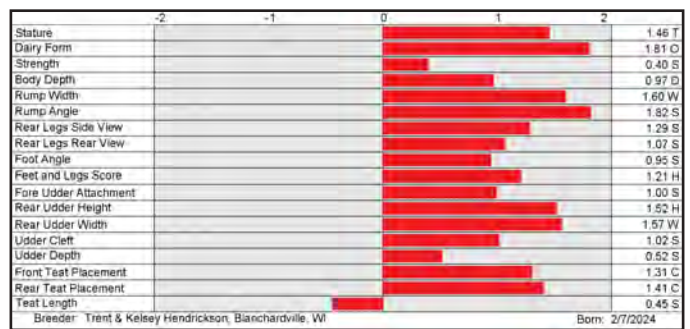
250H017808 TRENT-WAY RIPTIDE RC-ET 8403278713090

99% RHA-I RC TP TC TM TV TL TD TE DMS: 135,123 aAa: 234 B-Casein: A2A2 K-Casein: BB


CDCB-S Genomic Evaluation		(04/26)	
Milk	+413 80%R	Net Merit (73%R)	+\$472
Protein	+0.08% +36	DWP\$	+\$499
Fat	+0.14% +54	Cheese Merit	+\$506
CDCB-S/HA Genomic Evaluation		(04/26)	
Type	+1.67 UDC +0.90 FLC +0.89 BWC +0.12 79%R	GTPI +3069	
Health and Fertility		(04/26)	
SCS	2.97 76%R	MAS	+2.9 72%R
LIV	+0.4 72%R	DPR	-0.3 75%R
CCR	+0.6 75%R	FI	+0.2 75%R
WT\$	-\$25	DCE	1.9% 58%R
CW\$	+\$21	HHP\$	+\$564



Pace x Ranger-Red x Salvo Rdc




7H017661 REED-RED




REED-RED

250H017050 SQUIBB-RED




SQUIBB-RED

7H017137 SPIN-RED



SPIN-RED

250H017808 RIPTIDE RC



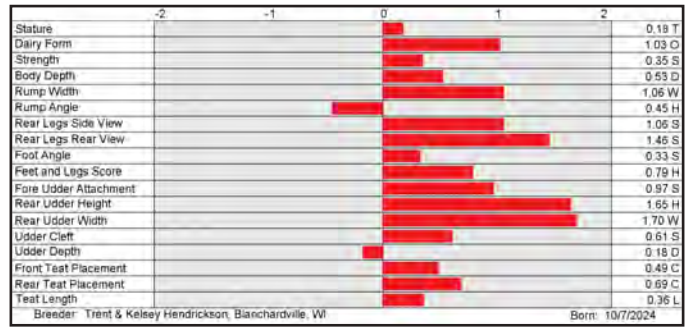
TRENT-WAY-JS ROLVO-RED-ET (VG-87)
Grandam of RIPTIDE RC

250H018059 TRENT-WAY RAMPITUP-P-RED-ET 8403294304848

Exclusive-Red x Perfect x Simplicity-P-RC

99% RHA-I RC PC TC TM TL TD TE DMS: 561,135 aAa: 345 B-Casein: A2A2 K-Casein: AB

CDCB-S Genomic Evaluation		(04/26)	
Milk	+847	80%R	Net Merit (73%R) +\$351
Protein	+0.02%	+34	DWP\$ +\$315
Fat	+0.04%	+46	Cheese Merit +\$363
CDCB-S/HA Genomic Evaluation		(04/26)	
Type	+1.47	UDC +1.01	FLC +0.91
		BWC +0.03	79%R
			GTPI +2949
Health and Fertility		(04/26)	
SCS	3.01	76%R	MAS +0.0
			72%R
LIV	-3.2	72%R	DPR -1.0
			74%R
CCR	-0.7	74%R	FI -0.3
			74%R
WT\$	-\$93		DCE 1.6%
			57%R
CW\$	+\$27		HHP\$ +\$369
			DSB 3.6%
			56%R

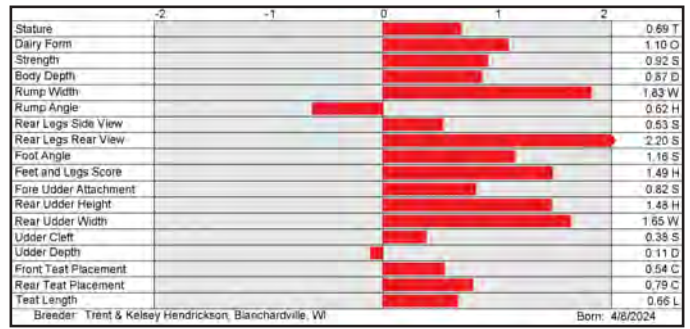


250H017810 TRENT-WAY RICKROSS RC-ET 8403278713115

Phoenix x Ranger-Red x Salvo Rdc

99% RHA-I RC TP TC TM TL TD TE B-Casein: A2A2 K-Casein: AB

CDCB-S Genomic Evaluation		(04/26)	
Milk	+783	81%R	Net Merit (73%R) +\$529
Protein	+0.04%	+36	DWP\$ +\$466
Fat	+0.09%	+58	Cheese Merit +\$549
CDCB-S/HA Genomic Evaluation		(04/26)	
Type	+1.41	UDC +0.79	FLC +1.59
		BWC +0.68	80%R
			GTPI +3108
Health and Fertility		(04/26)	
SCS	2.87	77%R	MAS +0.2
			72%R
LIV	-1.1	73%R	DPR -0.3
			75%R
CCR	+1.1	75%R	FI +0.8
			75%R
WT\$	-\$63		DCE 1.8%
			61%R
CW\$	+\$19		HHP\$ +\$559
			DSB 3.2%
			60%R

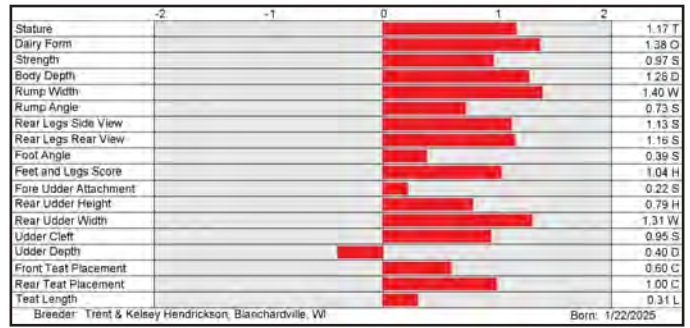


7H018235 TRENT-WAY READY-RED-ET 8403294304899

Exclusive-Red x Huhn x Perfect

99% RHA-I TP TC TM TL TD TE aAa: 351 B-Casein: A2A2 K-Casein: AB

CDCB-S Genomic Evaluation		(04/26)	
Milk	+909	79%R	Net Merit (72%R) +\$556
Protein	+0.02%	+34	DWP\$ +\$544
Fat	+0.11%	+68	Cheese Merit +\$567
CDCB-S/HA Genomic Evaluation		(04/26)	
Type	+1.39	UDC +0.33	FLC +0.82
		BWC +0.66	79%R
			GTPI +3117
Health and Fertility		(04/26)	
SCS	2.95	75%R	MAS +1.0
			71%R
LIV	-0.7	71%R	DPR +1.0
			74%R
CCR	+1.7	74%R	FI +1.8
			74%R
WT\$	-\$25		DCE 1.3%
			57%R
CW\$	+\$12		HHP\$ +\$616
			DSB 3.7%
			56%R

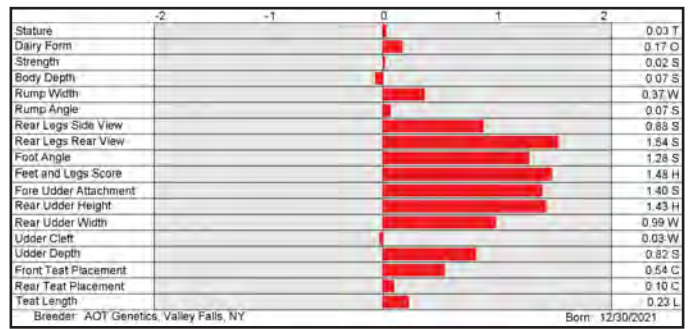


250H016537 AOT HAVEFUN-RED-ET 8403245812149

Ranger-Red x Mark *Rc x Salvatore RC

99% RHA-I TP TC TV TL TY TD TE DMS: 345,135 aAa: 432 B-Casein: A2A2 K-Casein: BB

CDCB-S Genomic Evaluation		(04/26)	
Milk	+378	84%R	Net Merit (76%R) +\$424
Protein	-0.01%	+9	DWP\$ +\$423
Fat	+0.09%	+39	Cheese Merit +\$423
CDCB-S/HA Genomic Evaluation		(04/26)	
Type	+1.38	UDC +1.06	FLC +1.58
		BWC +0.00	81%R
			GTPI +2928
Health and Fertility		(04/26)	
SCS	2.86	79%R	MAS +1.6
			75%R
LIV	+3.8	74%R	DPR +0.4
			79%R
CCR	+0.3	77%R	FI +0.4
			78%R
WT\$	+\$64		DCE 2.1%
			70%R
CW\$	-\$37		HHP\$ +\$433
			SCR -1.0
			91%R



250H018059 RAMPITUP-P-RED



TRENT-WAY RELLA-ET (GP-83)
Dam of RAMPITUP-P-RED

250H017810 RICKROSS RC




TRENT-WAY JS ROLVO-RED-ET (VG-87)
Grandam of RICKROSS RC

7H018235 READY-RED



TRENT-WAY HUH READY-ET (VG-85-VG-MS)
Dam of READY-RED

250H016537 HAVEFUN-RED



HAVEFUN-RED

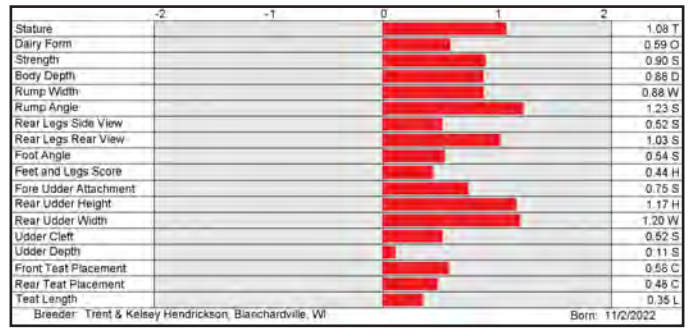
7HO17155 TRENT-WAY EXCLUSIVE-RED-ET 8403240737692

99% RHA-I TP TC TM TV TL TY TD TE DMS: 234,123 aAa: 342 B-Casein: A2A2 K-Casein: AB

Network-Red x Perfect x Altuve *Rc



CDCB-S Genomic Evaluation		(04/26)	
Milk	+390 82%R	Net Merit (75%R)	+\$379
Protein	+0.03% +22	DWP\$	+\$469
Fat	+0.12% +47	Cheese Merit	+\$393
CDCB-S/HA Genomic Evaluation		(04/26)	
Type	+1.30	UDC	+0.57
FLC	+0.36	BWC	+0.84
81%R		GTPI	+2952
Health and Fertility		(04/26)	
SCS	3.02 78%R	MAS	+1.1 73%R
LIV	-0.3 73%R	DPR	+1.3 77%R
CCR	+1.7 77%R	FI	+1.8 77%R
WT\$	-\$3	DCE	1.2% 71%R
CW\$	+\$45	HHP\$	+\$455



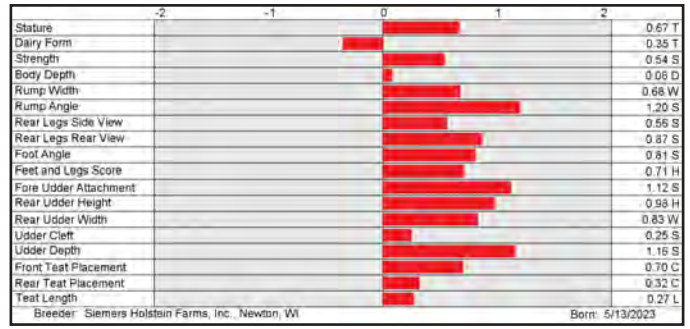
7HO17428 SIEMERS PAMAZE-RED-ET 8403267428205

99% RHA-I TP TC TM TV TL TY TD TE DMS: 234,345 aAa: 465 B-Casein: A1A2 K-Casein: AA

Freestyle-Red x Gameday x Mark *Rc



CDCB-S Genomic Evaluation		(04/26)	
Milk	+727 82%R	Net Merit (75%R)	+\$431
Protein	+0.03% +33	DWP\$	+\$715
Fat	+0.07% +49	Cheese Merit	+\$451
CDCB-S/HA Genomic Evaluation		(04/26)	
Type	+0.82	UDC	+0.82
FLC	+0.65	BWC	+0.83
81%R		GTPI	+3025
Health and Fertility		(04/26)	
SCS	2.79 78%R	MAS	+1.2 74%R
LIV	-0.1 72%R	DPR	+0.5 77%R
CCR	+1.2 77%R	FI	+1.0 77%R
WT\$	+\$133	DCE	1.7% 71%R
CW\$	+\$42	HHP\$	+\$574



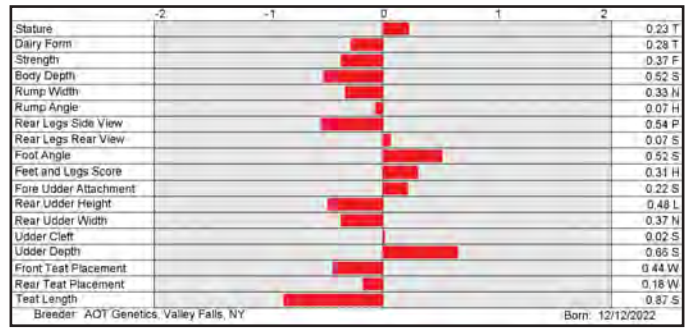
250HO17146 AOT POWERPOLLED-PP-RED-ET 8403250270881

99% RHA-I PP TC TM TV TL TY TD TE DMS: 456,561 aAa: 432 B-Casein: A2A2 K-Casein: AB

Empower-P *Rc x Boeing-P-Red x Hawai *Rc



CDCB-S Genomic Evaluation		(04/26)	
Milk	+1,336 80%R	Net Merit (73%R)	+\$492
Protein	-0.02% +38	DWP\$	+\$542
Fat	-0.08% +32	Cheese Merit	+\$490
CDCB-S/HA Genomic Evaluation		(04/26)	
Type	-0.14	UDC	-0.15
FLC	+0.23	BWC	-0.18
79%R		GTPI	+2920
Health and Fertility		(04/26)	
SCS	2.94 76%R	MAS	+0.6 72%R
LIV	+1.3 73%R	DPR	+1.3 75%R
CCR	+1.0 75%R	FI	+1.0 75%R
WT\$	-\$34	DCE	1.2% 72%R
CW\$	+\$27	HHP\$	+\$507



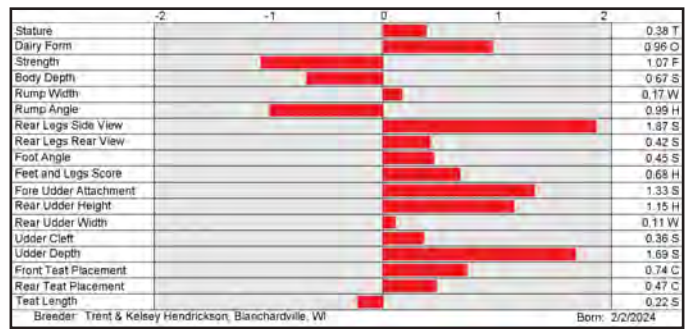
14HO17809 TRENT-WAY ROLLSROYCE-RED-ET 8403278713087

99% RHA-I TP TC TM TV TL TY TD TE DMS: 234,345 aAa: 234 B-Casein: A2A2 K-Casein: BB

Fireball-Red x Ranger-Red x Salvo Rdc



CDCB-S Genomic Evaluation		(04/26)	
Milk	+338 80%R	Net Merit (73%R)	+\$541
Protein	+0.02% +17	DWP\$	+\$787
Fat	+0.03% +21	Cheese Merit	+\$557
CDCB-S/HA Genomic Evaluation		(04/26)	
Type	+0.80	UDC	+0.96
FLC	+0.50	BWC	-1.16
79%R		GTPI	+2984
Health and Fertility		(04/26)	
SCS	2.68 76%R	MAS	+4.1 72%R
LIV	+3.2 72%R	DPR	+1.3 74%R
CCR	+2.0 74%R	FI	+1.8 74%R
WT\$	+\$291	DCE	2.0% 61%R
CW\$	-\$35	HHP\$	+\$543



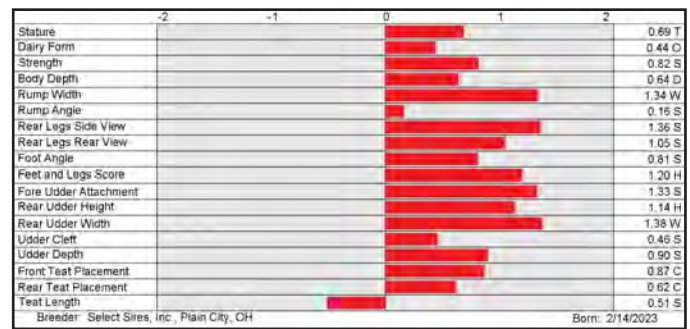
14HO17172 S-S-I RNGR ETOWAH-RED-ET 8403253835885

99% RHA-I TP TC TM TV TL TY TD TE DMS: 561,456 B-Casein: A2A2 K-Casein: BB

Ranger-Red x Acura x Magnitude




CDCB-S Genomic Evaluation		(04/26)	
Milk	+476 82%R	Net Merit (75%R)	+\$431
Protein	+0.02% +21	DWP\$	+\$490
Fat	+0.05% +32	Cheese Merit	+\$445
CDCB-S/HA Genomic Evaluation		(04/26)	
Type	+1.13	UDC	+0.99
FLC	+1.04	BWC	+0.82
81%R		GTPI	+2991
Health and Fertility		(04/26)	
SCS	2.79 78%R	MAS	+1.6 74%R
LIV	+2.0 73%R	DPR	+0.6 77%R
CCR	+2.0 76%R	FI	+1.5 76%R
WT\$	+\$108	DCE	2.0% 71%R
CW\$	-\$49	HHP\$	+\$496



CARUTHERS-S

9H017970 LARS-ACRES CARUTHERS-S-ET
 8403270391766 98% RHA-I TR TP TC TM TV TL TY TD TE
 B-Casein: A2A2 K-Casein: AB



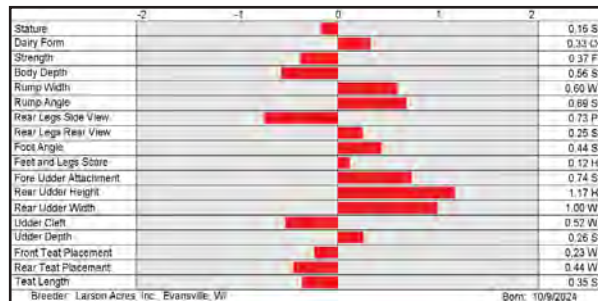
LARS-ACRES SSI VG 28729-ET (GP-82)
 Dam of CARUTHERS-S

S: S-S-I Frostbt ICE CUBE-S-ET
 D: Lars-Acres SSI Vg 28729-ET (GP-82)
 MGS: Level-Plain Tdg VAN GOGH-ET
 MGD: Lars-Acres SSI Ras 26113-ET (GP-82-VG-MS)
 MGGS: S-S-I Renegade RASHAN-ET

CDCB-S Genomic Evaluation		(04/26)	
Milk	+1,292 79%R	Net Merit (72%R)	+\$819
Protein	+0.04% +52	DWP\$	+\$908
Fat	+0.08% +76	Cheese Merit	+\$841

CDCB-S/HA Genomic Evaluation		(04/26)	
Type	+0.62	UDC	+0.66
FLC	+0.20	BWC	-0.40
79%R		GTPI	+3260

Health and Fertility		(04/26)	
SCS	2.86 75%R	MAS	+1.6 72%R
LIV	-0.8 72%R	DPR	+0.2 74%R
CCR	+1.9 74%R	FI	+1.3 74%R
WT\$	+\$15	DCE	1.2% 57%R
CW\$	+\$52	HHP\$	+\$868
		PL	+3.5 75%R
		HCR	+2.3 73%R
		SCE	1.1% 62%R
		DSB	2.8% 55%R



GOLDY GOPHER-S

9H017983 S-S-I GOLDY GOPHER-S-ET
 8403287659253 98% RHA-I TR TP TC TM TV TL TY TD TE
 DMS: 135,345 aAa: 243 B-Casein: A2A2 K-Casein: BB



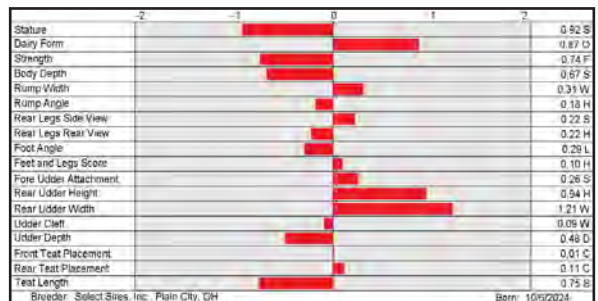
CHERRYPCOL C 6052-ET
 Dam of GOLDY GOPHER-S

S: S-S-I Frostbt ICE CUBE-S-ET
 D: S-S-I Jalapeno 6052 4756-ET
 MGS: Progenesis Jalapeno
 MGD: Cherrypencol C 6052-ET
 MGGS: Sandy-Valley R CONWAY-ET

CDCB-S Genomic Evaluation		(04/26)	
Milk	+602 80%R	Net Merit (73%R)	+\$780
Protein	+0.08% +42	DWP\$	+\$834
Fat	+0.23% +87	Cheese Merit	+\$816

CDCB-S/HA Genomic Evaluation		(04/26)	
Type	+0.46	UDC	+0.62
FLC	+0.22	BWC	-1.15
78%R		GTPI	+3217

Health and Fertility		(04/26)	
SCS	2.91 76%R	MAS	+1.7 72%R
LIV	-1.1 72%R	DPR	+0.3 74%R
CCR	+1.8 74%R	FI	+1.7 74%R
WT\$	-\$56	DCE	1.1% 58%R
CW\$	+\$41	HHP\$	+\$804
		PL	+2.6 75%R
		HCR	+3.1 73%R
		SCE	0.9% 62%R
		DSB	3.1% 56%R



EZE-S

9H017356 S-S-I ACHIEVE EZE-S-ET
 8403261833488 97% RHA-I TR TP TC TM TV TL TY TD TE
 DMS: 345,135 aAa: 345 B-Casein: A2A2 K-Casein: AB



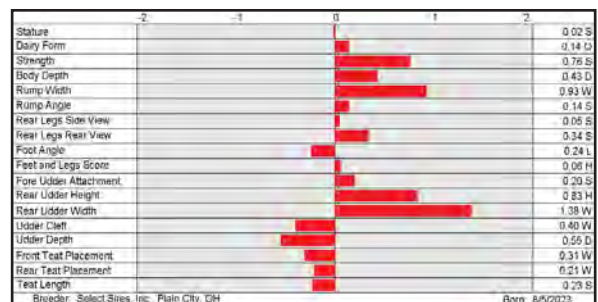
S-S-I PERFECT SLICK 2539-ET (EX-90-EX-MS)
 Dam of EZE-S

S: Peak Achieve
 D: S-S-I Perfect Slick 2539-ET (EX-90-EX-MS)
 MGS: Siemers Rengd PERFECT-ET
 MGD: S-S-I Ranger 9025 11207-ET (GP-83)
 MGGS: Slick-Gator Lone Ranger

CDCB-S Genomic Evaluation		(04/26)	
Milk	+461 82%R	Net Merit (74%R)	+\$559
Protein	+0.07% +33	DWP\$	+\$891
Fat	+0.20% +72	Cheese Merit	+\$589

CDCB-S/HA Genomic Evaluation		(04/26)	
Type	+0.57	UDC	+0.36
FLC	+0.12	BWC	+0.67
81%R		GTPI	+3062

Health and Fertility		(04/26)	
SCS	2.83 78%R	MAS	+3.5 73%R
LIV	-1.8 72%R	DPR	-0.2 76%R
CCR	+1.6 76%R	FI	+1.1 76%R
WT\$	+\$221	DCE	1.9% 70%R
CW\$	+\$55	HHP\$	+\$730
		PL	+2.4 76%R
		HCR	+2.6 74%R
		SCE	1.5% 71%R
		DSB	4.2% 65%R



9H018145 S-S-I INTHEFIRE NOVICE-S-ET 8403296576564

99% RHA-I TR TP TC TM TV TL TD TE DMS: 456,561 aAa: 432 B-Casein: A2A2 K-Casein: BB

CDCB-S Genomic Evaluation (04/26)

Milk	-80	79%R	Net Merit (72%R)	+\$708
Protein	+0.14%	+33		
Fat	+0.26%	+66	Cheese Merit	+\$761

CDCB-S/HA Genomic Evaluation (04/26)

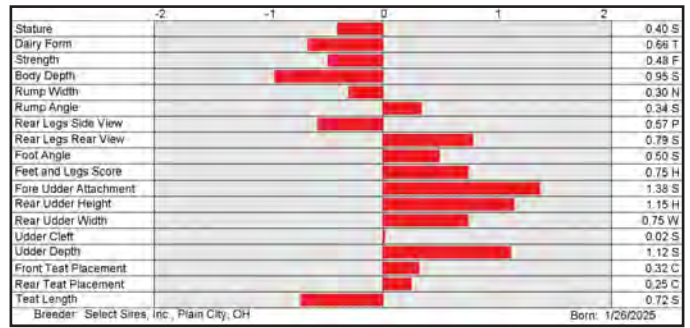
Type	+0.94	UDC	+1.07	FLC	+0.89	BWC	-0.25	78%R	GTPI	+3224
------	-------	-----	-------	-----	-------	-----	-------	------	------	-------

Health and Fertility (04/26)

SCS	2.84	75%R	MAS	+2.5	71%R	PL	+4.4	74%R
LIV	+1.5	72%R	DPR	+1.7	74%R	HCR	+1.1	72%R
CCR	+2.9	74%R	FI	+2.2	74%R	SCE	1.6%	62%R
			DCE	1.5%	58%R	DSB	3.5%	56%R
			HHP\$	+\$805				



Inthefire-S x Hayk x Gameday



9H017743 S-S-I SNDNCE GLOWSTICK-S-ET 8403283492498

98% RHA-I TR TP TC TM TV TL TY TD TE DMS: 345,234 aAa: 423 B-Casein: A2A2 K-Casein: BB

CDCB-S Genomic Evaluation (04/26)

Milk	+60	81%R	Net Merit (73%R)	+\$547
Protein	+0.06%	+19	DWP\$	+\$740
Fat	+0.15%	+43	Cheese Merit	+\$576

CDCB-S/HA Genomic Evaluation (04/26)

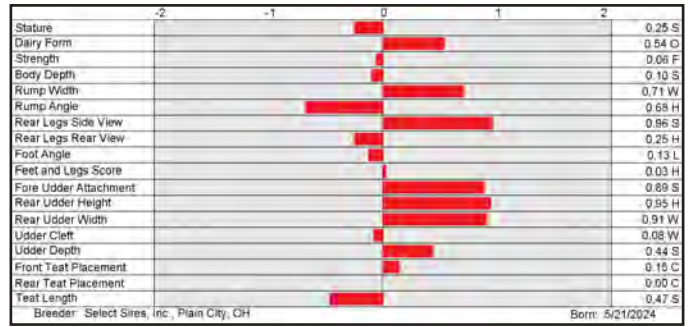
Type	+0.80	UDC	+0.75	FLC	-0.01	BWC	-0.24	79%R	GTPI	+3043
------	-------	-----	-------	-----	-------	-----	-------	------	------	-------

Health and Fertility (04/26)

SCS	2.80	77%R	MAS	+2.8	72%R	PL	+4.6	76%R
LIV	+2.2	73%R	DPR	+1.7	75%R	HCR	+3.7	76%R
CCR	+3.7	75%R	FI	+3.0	75%R	SCE	1.3%	63%R
WT\$	+\$205		DCE	1.4%	62%R	DSB	3.3%	61%R
CW\$	+\$51		HHP\$	+\$618				



Sundance x Frost Bite x Perfect



9H016849 S-S-I FROSTBT ICE CUBE-S-ET 8403252556880

97% RHA-I TR TP TC TM TV TL TY TD TE DMS: 246,126 aAa: 453 B-Casein: A2A2 K-Casein: AB

CDCB-S Genomic Evaluation (04/26)

Milk	+1,106	82%R	Net Merit (75%R)	+\$616
Protein	+0.02%	+42	DWP\$	+\$656
Fat	+0.08%	+68	Cheese Merit	+\$630

CDCB-S/HA Genomic Evaluation (04/26)

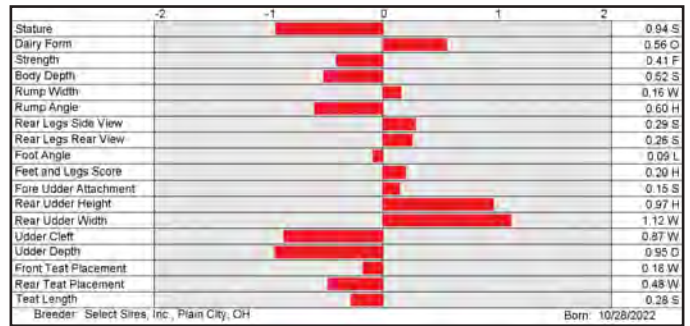
Type	+0.63	UDC	+0.40	FLC	+0.42	BWC	-0.79	81%R	GTPI	+3101
------	-------	-----	-------	-----	-------	-----	-------	------	------	-------

Health and Fertility (04/26)

SCS	2.94	79%R	MAS	+1.2	75%R	PL	+2.3	78%R
LIV	-2.7	74%R	DPR	-0.2	77%R	HCR	+2.5	75%R
CCR	+1.4	77%R	FI	+1.3	77%R	SCE	1.5%	91%R
WT\$	-\$18		DCE	1.4%	70%R	DSB	4.4%	65%R
CW\$	+\$1		HHP\$	+\$659				



Frost Bite x Perfect x Lone Ranger



9H018007 ICEBLUE SSI VICOLLETO-SS-ET 8403287659406

96% RHA-I TR TP TC TM TL TD TE DMS: 456 aAa: 534 B-Casein: A2A2 K-Casein: AB

CDCB-S Genomic Evaluation (04/26)

Milk	+882	80%R	Net Merit (72%R)	+\$631
Protein	+0.03%	+36	DWP\$	+\$816
Fat	+0.11%	+67	Cheese Merit	+\$646

CDCB-S/HA Genomic Evaluation (04/26)


Type	-0.12	UDC	+0.22	FLC	-0.18	BWC	-1.54	78%R	GTPI	+2993
------	-------	-----	-------	-----	-------	-----	-------	------	------	-------

Health and Fertility (04/26)

SCS	2.89	75%R	MAS	+1.3	72%R	PL	+2.0	75%R
LIV	-1.3	72%R	DPR	-0.8	74%R	HCR	+1.1	72%R
CCR	+0.7	74%R	FI	+0.3	74%R	SCE	1.2%	62%R
WT\$	+\$169		DCE	1.5%	57%R	DSB	3.3%	56%R
CW\$	-\$24		HHP\$	+\$591				



Ice Cube-S x Lionel x Lone Ranger



9H018011 LARS-ACRES ICE JENS-P-S-ET 8403288847206

98% RHA-I TR TP TC TM TV TL TY TD TE aAa: 351 B-Casein: A2A2 K-Casein: BB

CDCB-S Genomic Evaluation (04/26)

Milk	+1,259	80%R	Net Merit (72%R)	+\$595
Protein	-0.01%	+39	DWP\$	+\$746
Fat	+0.06%	+69	Cheese Merit	+\$599

CDCB-S/HA Genomic Evaluation (04/26)

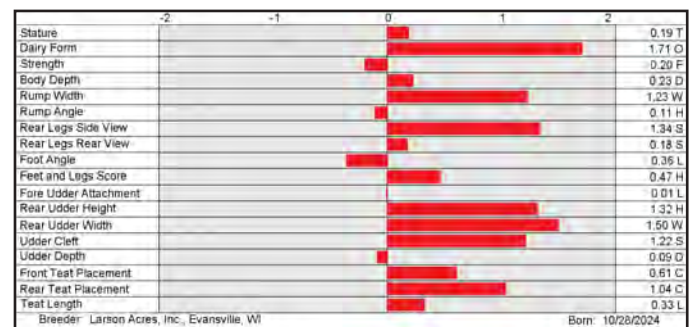
Type	+0.97	UDC	+0.79	FLC	+0.31	BWC	-0.68	78%R	GTPI	+3058
------	-------	-----	-------	-----	-------	-----	-------	------	------	-------

Health and Fertility (04/26)

SCS	2.88	75%R	MAS	+1.7	72%R	PL	+2.1	74%R
LIV	-2.1	72%R	DPR	-1.7	74%R	HCR	+0.0	73%R
CCR	-0.2	74%R	FI	-0.7	74%R	SCE	1.4%	62%R
WT\$	+\$119		DCE	1.4%	58%R	DSB	3.5%	56%R
CW\$	+\$38		HHP\$	+\$592				



Ice Cube-S x Chew-P x Extra-P



SIRE	PEDIGREE	DESIGNATIONS	A2A2	HHP\$*	TPI*	NM\$	NM\$ Rel.	CM\$	DWP\$*	PTAM	CPP	Yield Rel.	UDC	PTAT Rel.	PTAT Rel.	SCR Rel.	SCR Rel.	SOS Rel.	SOS Rel.	FI Rel.	FI Rel.
250H018118 TENERIFE	Stagger x Sheepster x Gameday		✓	1118	3411	960	72	1,005	1071	628	144	79	0.62	0.47	78	2.80	75	2.8	74	74	74
250H018112 LEIF	Karl x Powerstar x Deluxe		✓	1,044	3444	913	72	973	879	609	170	80	1.09	1.39	79	2.73	76	0.3	74	74	74
7H017680 FIERCE	Rimbot x Gameday x Spartacus		✓	1,015	3398	1,005	74	1,011	1049	2,177	179	82	0.86	1.12	80	3.7	77	2.87	78	-1.2	75
7H017682 COMPLETE	Rimbot x Engineer x Captain		✓	929	3349	898	74	927	986	1,184	169	82	1.16	1.11	79	1.0	84	2.91	77	-1.1	75
250H017196 CANNONBALL	Bolt Action x Taos x Lionel		✓	907	3360	830	75	858	878	856	149	82	1.41	1.23	81	1.1	88	2.81	79	1.6	78
7H017843 ARAPAIMA	Transfer x Lionel x Ahead		✓	901	3294	787	72	804	867	1,359	144	80	0.72	0.79	78		2.69	75	0.4	74	74
7H017273 MARLON	Van Gogh x Perfect x Eisaku		✓	899	3270	802	74	823	1,011	1,389	144	81	0.77	0.94	82	1.5	89	2.83	79	-0.7	78
7H017321 TUMERIC	Easton x Parsly x Try Me			894	3299	852	75	889	869	880	129	82	0.96	0.99	81	1.2	76	2.84	79	0.8	77
7H016763 KEANU	Hayk x Gameday x Solution		✓	891	3290	727	75	759	820	1,307	127	82	0.74	1.22	81	0.3	95	2.70	79	0.4	78
7H017256 FRONTENAC	Kahn x Perfect x Rapid		✓	887	3220	709	75	730	846	1,547	155	82	0.52	0.97	82	0.2	80	2.75	80	-1.2	78
7H017399 HAFESTIS	Sheepster x HighJump x Big Al		✓	882	3280	869	75	920	732	643	178	82	0.41	0.66	82	1.9	82	3.03	80	-0.5	78
7H018111 DRISCOLL	Thorson x Captain x Nashville		✓	877	3244	947	74	951		1,751	155	82	0.72	0.01	81	-0.8	54	2.93	79	-0.6	77
7H017048 WONDERBOY	Elvin x Gameday x Acura			867	3291	931	75	970	946	958	190	82	0.45	0.98	80	-0.8	69	3.02	79	-2.7	77
7H017778 GIBEON	Sundance x Tennessee x Pursuit		✓	825	3195	771	74	811	706	266	115	81	0.90	0.93	79		2.68	77	0.4	75	75
7H017927 FUNDANCER	Sundance x Engineer x Einstein		✓	824	3282	806	74	858	814	117	125	81	0.88	0.92	79		2.92	77	2.0	75	75
7H017645 WATERBUCK	Metcaif x Jalapeno x Conway		✓	817	3258	798	73	829	898	795	124	81	1.10	0.73	78	1.1	55	2.87	76	1.8	74
7H017956 BUTTER PECAN	Scar x Holyismokes x Moonshiner			805	3186	671	72	687	836	1,797	126	79	0.77	0.47	78		2.71	75	-0.7	74	74

SIRE	PEDIGREE	DESIGNATIONS	AZ/AZ	HHP\$ [®]	TPI [®]	NM\$	NM\$ Rel.	CM\$	DWP\$ [®]	PTAM	CPP	Yield Rel.	UDC	PTAT Rel.	PTAT Rel.	SGR Rel.	SGR Rel.	SGS Rel.	SGS Rel.	FI Rel.	FI Rel.
7H017537 SHIMMY	Easton x Gameday x Acura	♀		804	3247	815	75	832	844	1,389	121	82	1.04	0.87	82	1.2	83	2.93	80	0.5	78
7H017132 LEONIDAS	Letchworth x Deluxe x Alphabet	♀	✓	790	3181	813	75	841	778	519	132	82	0.40	0.68	81	0.8	91	2.94	79	0.6	78
7H017684 MUNCHY	Sundance x Deluxe x Captain	♀	✓	789	3202	769	74	792	790	921	126	81	0.90	1.23	79	1.0	67	2.83	77	-0.1	75
14H017268 HEASTY	War Gear x Perfect x Legacy	♀		780	3194	671	75	712	965	669	122	82	0.89	0.79	81	0.7	72	2.70	79	0.3	77
7H017784 SPARX	Phoenix x Taos x Lionel	♀	✓	761	3264	649	74	672	466	1,346	149	82	0.89	1.51	80	0.0	57	2.99	78	-0.4	76
250H017433 CONFAY	Easton x Perfect x Legacy	♀	✓	759	3226	616	75	659	750	663	122	82	0.86	1.22	81	1.7	92	2.75	79	0.7	77
7H016743 HUGGY	Hayk x Espionage x Renegade	♀	✓	755	3160	646	75	665	797	1,014	94	82	0.58	1.08	81	1.5	96	2.70	79	1.1	78
7H017267 GABE	War Gear x Perfect x Rome	♀		742	3114	558	75	595	648	602	120	82	0.83	0.90	81	0.5	88	2.82	79	0.2	77
7H017375 ODAYLE	Easton x Gameday x Granite	♀		740	3185	700	75	731	683	759	110	82	0.80	0.88	81	0.5	86	2.87	79	1.2	78
7H017002 CHUCK	Esquire x Gameday x Lionel	♀	✓	738	3209	648	74	679	682	1,005	116	81	0.56	1.13	81	-0.1	96	2.72	79	1.1	77
250H017793 OATS	Sundance x Gameday x Pursuit	♀	✓	732	3193	704	74	747	820	176	111	82	1.14	1.25	79	0.7	68	2.85	78	1.0	75
7H016570 REAPER	Jalapeno x Perfect x Legacy	♀	✓	689	3165	638	77	673	598	851	125	84	1.07	1.17	82	1.6	97	2.76	80	-0.9	80
7H016485 SUNDANCE	Earlybird x Try Me x Nightsky	♀		666	3078	635	83	663	569	-54	68	94	1.22	0.97	82	-1.7	94	2.77	89	2.2	82
7H017424 HAZED	Lionel x Perfect x Doc	♀	✓	663	3158	552	76	559	639	1,604	132	82	1.25	1.57	81	1.2	71	2.98	79	-1.0	78
14H017164 HEIST	Hayk x Perfect x Doc	♀	✓	651	3180	472	75	503	584	516	93	82	1.62	1.71	81	0.9	81	2.95	80	1.4	78
7H017163 HAVES	Esquire x Perfect x Doc	♀	✓	468	3072	373	75	374	488	1,774	82	82	0.97	1.90	81	2.2	86	2.90	79	-0.4	78

14HO17311 BADGER SSI FELIX HOODIA-ET 8403261833361

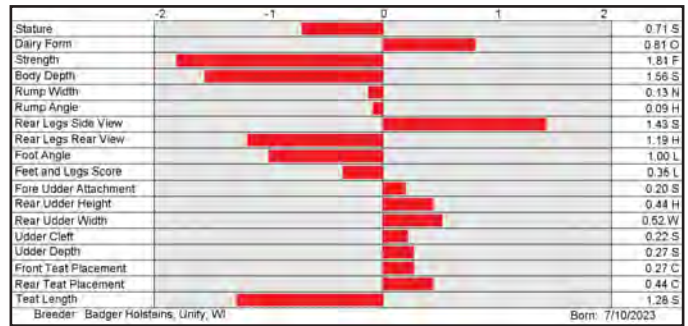
Felix x Upside x Big Dollars

99% RHA-I TR TP TC TM TV TL TY TD TE aAa: 423 B-Casein: A1A2 K-Casein: BB

CDCB-S Genomic Evaluation		(04/26)	
Milk	+928 82%R	Net Merit (75%R)	+\$973
Protein	+0.03% +39	DWP\$	+\$1,290
Fat	+0.16% +81	Cheese Merit	+\$993

CDCB-S/HA Genomic Evaluation		(04/26)	
Type	-0.32	UDC	+0.47
FLC	-0.49	BWC	-1.99
80%R		GTPI	+3228

Health and Fertility		(04/26)	
SCS	2.77 79%R	MAS	+2.2 73%R
LIV	+3.7 74%R	DPR	+0.5 77%R
CCR	+2.5 76%R	FI	+1.9 77%R
WT\$	+\$256	DCE	1.7% 71%R
CW\$	+\$86	HHP\$	+\$886



7HO17917 KENYON-HILL SUNDANCE OWLY-ET 8403273775765

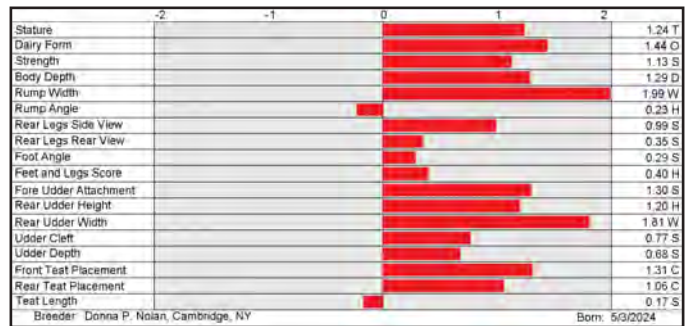
Sundance x Gameday x Pursuit

99% RHA-I TR TP TC TM TL TY TD TE DMS: 345,135 aAa: 342 B-Casein: A1A2 K-Casein: AB

CDCB-S Genomic Evaluation		(04/26)	
Milk	+153 82%R	Net Merit (74%R)	+\$720
Protein	+0.06% +20	DWP\$	+\$800
Fat	+0.30% +85	Cheese Merit	+\$747

CDCB-S/HA Genomic Evaluation		(04/26)	
Type	+1.58	UDC	+1.00
FLC	+0.11	BWC	+0.86
79%R		GTPI	+3156

Health and Fertility		(04/26)	
SCS	2.74 77%R	MAS	+3.5 72%R
LIV	+1.3 73%R	DPR	-0.5 75%R
CCR	+0.7 75%R	FI	+0.7 75%R
WT\$	+\$146	DCE	1.7% 62%R
CW\$	-\$19	HHP\$	+\$765



7HO17547 MATCREST TAMBORN TUNE UP-ET 8403268135136

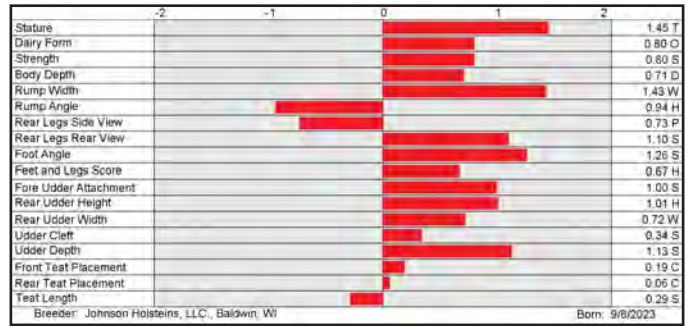
Tamborine x Duffy x Riveting

99% RHA-I TR TP TC TM TV TL TY TD TE DMS: 561,126 aAa: 321 B-Casein: A1A2 K-Casein: BB

CDCB-S Genomic Evaluation		(04/26)	
Milk	+398 81%R	Net Merit (74%R)	+\$620
Protein	+0.09% +36	DWP\$	+\$695
Fat	+0.17% +61	Cheese Merit	+\$652

CDCB-S/HA Genomic Evaluation		(04/26)	
Type	+1.17	UDC	+0.57
FLC	+0.51	BWC	+0.83
80%R		GTPI	+3172

Health and Fertility		(04/26)	
SCS	3.09 79%R	MAS	+1.5 72%R
LIV	+2.8 74%R	DPR	+2.3 76%R
CCR	+3.1 76%R	FI	+2.8 76%R
WT\$	-\$3	DCE	1.3% 71%R
CW\$	+\$76	HHP\$	+\$733



250HO16741 BEYOND OVERDO HARDIN-ET 8403252556896

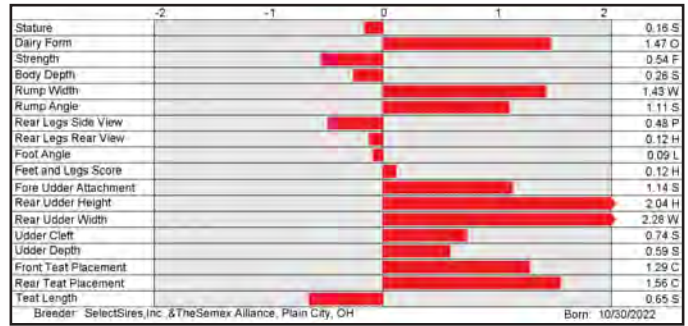
Overdo x Reliant x Legacy

99% RHA-I TR TP TC TM TV TL TY TD TE DMS: 561,135 aAa: 342 B-Casein: A1A2 K-Casein: AB

CDCB-S Genomic Evaluation		(04/26)	
Milk	+524 82%R	Net Merit (75%R)	+\$674
Protein	+0.05% +31	DWP\$	+\$547
Fat	+0.25% +88	Cheese Merit	+\$699

CDCB-S/HA Genomic Evaluation		(04/26)	
Type	+1.29	UDC	+1.57
FLC	+0.09	BWC	-0.89
81%R		GTPI	+3098

Health and Fertility		(04/26)	
SCS	2.82 80%R	MAS	+2.0 74%R
LIV	-0.6 74%R	DPR	-3.0 78%R
CCR	-1.7 79%R	FI	-1.7 79%R
WT\$	-\$153	DCE	2.1% 71%R
CW\$	+\$45	HHP\$	+\$633



7HO16607 S-S-I JF SMOKE SIGNAL-ET 8403252556378

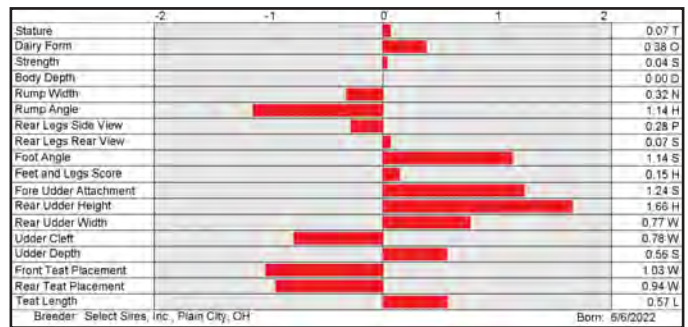
Holysmokes x Alphabet x Huey

99% RHA-I TR TP TC TM TV TL TY TD TE DMS: 246,234 aAa: 534 B-Casein: A1A2 K-Casein: BB

CDCB-S Genomic Evaluation		(04/26)	
Milk	+1,244 83%R	Net Merit (76%R)	+\$532
Protein	+0.01% +43	DWP\$	+\$667
Fat	+0.05% +64	Cheese Merit	+\$548

CDCB-S/HA Genomic Evaluation		(04/26)	
Type	+0.92	UDC	+0.75
FLC	+0.18	BWC	-0.19
81%R		GTPI	+2998

Health and Fertility		(04/26)	
SCS	2.60 79%R	MAS	+2.5 74%R
LIV	-2.2 74%R	DPR	-3.4 77%R
CCR	-3.4 78%R	FI	-3.0 78%R
WT\$	+\$36	DCE	1.9% 69%R
CW\$	+\$0	HHP\$	+\$573



HAS IT ALL

7H016295 DUCKETT PFCT HAS IT ALL-ET
 8403235342391 99% RHA-I TR TP TC TV TL TY TD TE
 DMS: 123,126 aAa: 135 B-Casein: A2A2 K-Casein: AB
 Perfect x Doc x Jedi



CDCB-S Genomic Evaluation		(04/26)	1,096 Dtrs/307 Herds	RIP 93%
Milk	+2,080	98%R	Net Merit (89%R)	+\$346
Protein	-0.05%	+55	DWP\$	+\$356
Fat	-0.12%	+51	Cheese Merit	+\$336

CDCB-S/HA Genomic Evaluation		(04/26)	305 Dtrs/120 Herds	Age Adj Avg 85.3
Type	+2.71	UDC +1.76	FLC +2.01	BWC +1.72 97%R
GTPI +3160				

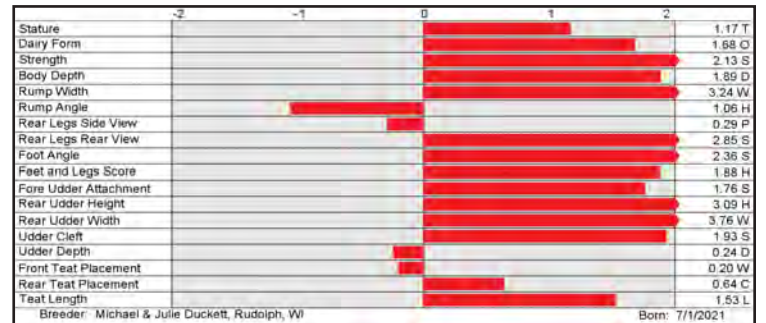
Health and Fertility		(04/26)
SCS	2.99	97%R
LIV	-5.0	85%R
CCR	-0.8	90%R
WT\$	-\$87	
CW\$	+\$2	
MAS	+0.6	78%R
DPR	-1.7	91%R
FI	-0.9	91%R
DCE	1.7%	89%R
HHP\$	+\$477	
PL	+0.8	89%R
HCR	+0.4	94%R
SCE	1.5%	98%R
DSB	4.6%	89%R
SCR	+0.1	98%R



HAS IT ALL DAUGHTER GROUP
 Kenadie G & Kaelyn M Machado, Turlock, CA



RAEBURN LADY HAS IT ALL (VG-85-VG-MS)
 Raecroft Farm G.P., Howick, QC, CAN



PAZZLE

250H016115 SIEMERS RZ PAZZLE 34954-ET
 8403218556317 99% RHA-I TR TP TC TV TL TY TD TE
 DMS: 135,345 aAa: 132 B-Casein: A2A2 K-Casein: BB
 Rozline x Delta-Lambda x Denver



CDCB-S Genomic Evaluation		(04/26)	1,787 Dtrs/229 Herds	RIP 78%
Milk	-762	99%R	Net Merit (89%R)	+\$115
Protein	+0.11%	+4	DWP\$	+\$43
Fat	+0.31%	+48	Cheese Merit	+\$157

CDCB-S/HA Genomic Evaluation		(04/26)	581 Dtrs/104 Herds	Age Adj Avg 84.5
Type	+2.58	UDC +1.68	FLC +1.90	BWC +1.59 99%R
GTPI +2830				

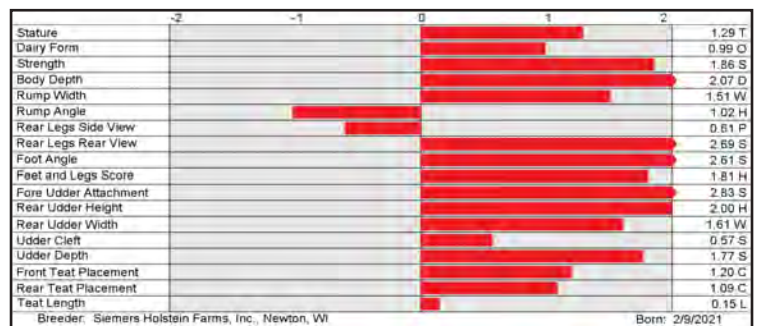
Health and Fertility		(04/26)
SCS	2.82	98%R
LIV	-4.2	76%R
CCR	-1.0	93%R
WT\$	+\$8	
CW\$	-\$76	
MAS	+1.5	83%R
DPR	-1.4	94%R
FI	-1.2	94%R
DCE	1.8%	95%R
HHP\$	+\$262	
PL	-0.3	90%R
HCR	+0.4	95%R
SCE	1.6%	99%R
DSB	4.0%	95%R
SCR	+0.0	99%R



DUCKETT HOPE PAZZLE 1244-ET (GP-84)
 Chad & Amy Ryan & Heartland Dairy, Fond Du Lac, WI



MYSTIQUE PAZZLE ANIETA (GP-84)
 Ferme Mystique S.E.N.C., Mirabel, QC



PARTAKE


250H016121 SIEMERS H PARTAKE 35318-ET
 8403229290983 99% RHA-I TR TP TC TV TL TY TD TE
 DMS: 234,246 aAa: 156 B-Casein: A2A2 K-Casein: BB
 Hanans x Delta-Lambda x Denver



CDCB-S Genomic Evaluation		(04/26)	172 Dtrs/61 Herds	RIP 92%
Milk	+936	94%R	Net Merit (84%R)	+\$282
Protein	+0.04%	+42	DWP\$	+\$255
Fat	-0.03%	+31	Cheese Merit	+\$301

CDCB-S/HA Genomic Evaluation		(04/26)	35 Dtrs/15 Herds	Age Adj Avg 84.9
Type	+2.15	UDC +1.40	FLC +1.16	BWC +0.15 88%R
GTPI +2933				

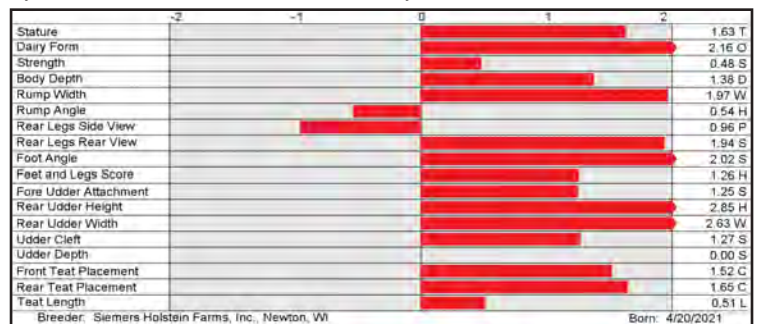
Health and Fertility		(04/26)
SCS	3.04	91%R
LIV	-2.2	81%R
CCR	-2.1	84%R
WT\$	-\$85	
CW\$	-\$10	
MAS	+0.9	77%R
DPR	-2.0	84%R
FI	-2.2	85%R
DCE	1.4%	80%R
HHP\$	+\$303	
PL	+0.5	87%R
HCR	-0.9	89%R
SCE	1.5%	98%R
DSB	4.0%	80%R
SCR	+2.5	97%R



ROYAL-VISTA PARTAKE 5001 (VG-88)
 Royal Vista Holsteins, Pickett, WI



PARTAKE DAUGHTER GROUP
 Royal Vista Holsteins, Pickett, WI



SHOWCASE SIRE S

250H014579 SIEMERS DOC HANCOCK 8403144882821
 99% RHA-I TR TP TC TM TV TL TY TD TE DMS: 126,123 aAa: 213 B-Casein: A2A2 K-Casein: AB

CDCB-S Genomic Evaluation		(04/26)	8,269 Dtrs/1,588 Herds	RIP 19%
Milk	+684	99%R	Net Merit (93%R)	+\$77
Protein	-0.02%	+17	DWP\$	-\$75
Fat	-0.07%	+9	Cheese Merit	+\$74
CDCB-S/HA Genomic Evaluation		(04/26)	4,020 Dtrs/920 Herds	Age Adj Avg 85.4
Type	+2.91	UDC +2.41	FLC +2.14	BWC -0.43
			99%R	GTPI +2825
Health and Fertility		(04/26)		
SCS	2.91	99%R	MAS +2.5	95%R
LIV	-3.2	94%R	DPR -1.5	99%R
CCR	-2.3	99%R	FI -1.6	99%R
WT\$	-\$118		DCE 1.7%	98%R
CW\$	-\$53		HHP\$ +\$73	
			PL +1.0	99%R
			HCR +0.6	97%R
			SCE 1.5%	99%R
			DSB 6.6%	98%R
			SCR +1.1	98%R



Doc x Monterey x Mogul

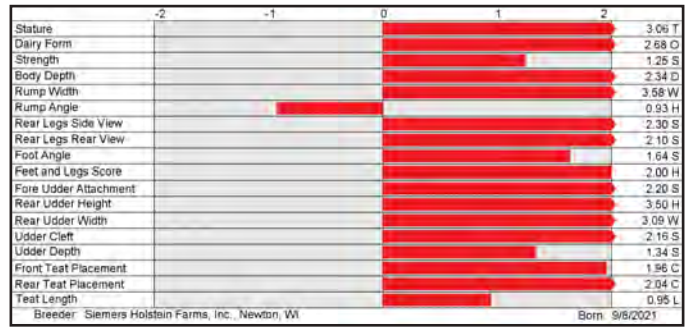


7H016387 SIEMERS HANAN HANX-P-ET 8403243939096
 99% RHA-I TR PC TC TV TL TY TD TE DMS: 234,246 aAa: 234 B-Casein: A2A2 K-Casein: BB

CDCB-S Genomic Evaluation		(04/26)	265 Dtrs/88 Herds	RIP 93%
Milk	+187	96%R	Net Merit (86%R)	+\$310
Protein	+0.07%	+26	DWP\$	+\$408
Fat	+0.06%	+24	Cheese Merit	+\$344
CDCB-S/HA Genomic Evaluation		(04/26)	86 Dtrs/23 Herds	Age Adj Avg 85
Type	+2.86	UDC +1.90	FLC +1.37	BWC +1.14
			92%R	GTPI +3050
Health and Fertility		(04/26)		
SCS	2.76	92%R	MAS +1.5	76%R
LIV	-0.2	82%R	DPR +0.5	83%R
CCR	+1.3	84%R	FI +0.6	84%R
WT\$	-\$44		DCE 1.3%	85%R
CW\$	+\$70		HHP\$ +\$365	
			PL +2.8	87%R
			HCR +1.7	89%R
			SCE 1.6%	97%R
			DSB 3.0%	82%R
			SCR -0.8	96%R



Hanans x Luster-P x Doc

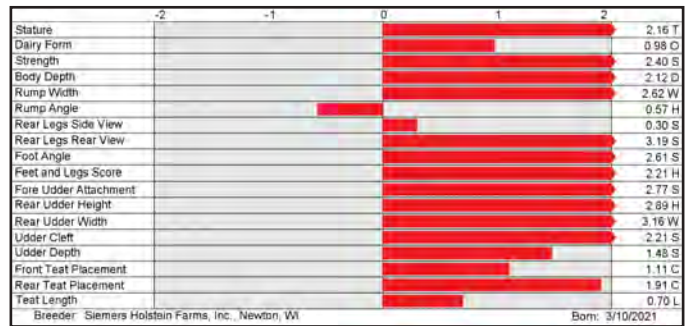


7H016116 SIEMERS PFCT HARDY 35126-ET 8403229290791
 99% RHA-I TR TP TC TV TL TY TD TE DMS: 561,126 aAa: 312 B-Casein: A1A2 K-Casein: BB

CDCB-S Genomic Evaluation		(04/26)	599 Dtrs/217 Herds	RIP 87%
Milk	+587	96%R	Net Merit (87%R)	+\$201
Protein	+0.05%	+33	DWP\$	+\$355
Fat	+0.08%	+45	Cheese Merit	+\$227
CDCB-S/HA Genomic Evaluation		(04/26)	295 Dtrs/90 Herds	Age Adj Avg 85.3
Type	+2.82	UDC +2.08	FLC +2.14	BWC +2.38
			94%R	GTPI +3010
Health and Fertility		(04/26)		
SCS	2.76	93%R	MAS +1.3	75%R
LIV	-3.2	85%R	DPR -2.5	88%R
CCR	-3.4	88%R	FI -2.4	88%R
WT\$	+\$81		DCE 1.5%	81%R
CW\$	-\$8		HHP\$ +\$341	
			PL +0.8	89%R
			HCR -0.6	89%R
			SCE 1.8%	97%R
			DSB 3.5%	82%R
			SCR +2.2	95%R



Perfect x Alvarez x Doc



7H016493 SIEMERS WOLF HAKAN-P-ET 8403243347733
 99% RHA-I TR PC TC TV TL TY TD TE DMS: 123,126 aAa: 231 B-Casein: A2A2 K-Casein: AB

CDCB-S Genomic Evaluation		(04/26)		
Milk	+826	84%R	Net Merit (76%R)	+\$107
Protein	+0.00%	+26	DWP\$	+\$19
Fat	-0.12%	+1	Cheese Merit	+\$108
CDCB-S/HA Genomic Evaluation		(04/26)		
Type	+2.40	UDC +1.62	FLC +1.31	BWC +0.05
			82%R	GTPI +2844
Health and Fertility		(04/26)		
SCS	3.04	80%R	MAS +0.4	73%R
LIV	-2.5	73%R	DPR +1.0	80%R
CCR	+1.3	77%R	FI +0.9	80%R
WT\$	-\$177		DCE 2.3%	71%R
CW\$	-\$1		HHP\$ +\$117	
			PL +0.2	78%R
			HCR +0.6	84%R
			SCE 1.8%	95%R
			DSB 4.9%	66%R
			SCR +0.7	95%R



Wolfgang P x Luster-P x Doc

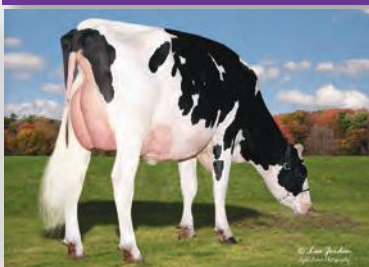


250H014579 HANCOCK




COURTLANE HANCOCK DAIQUIRI (EX-92)
 Courtlane Holsteins, Ridgeway, IA

7H016387 HANX-P



HAVEITALL HANXP HAL-ETS (VG-86)
 Mystic Valley Dairy LLC, Sauk City, WI

7H016116 HARDY



JOBO HARDY PIPER
 Jobo Farm LLC, Gettysburg, PA


7H016493 HAKAN-P



HAKAN-P

RALLY


7H018192 OAKFIELD HOLY-P RALLY-ET
 8403293804421 99% RHA-I TR TP TC TM TV TL TD
 DMS: 126,246 B-Casein: A2A2 K-Casein: AB



RALLY

S: Siemers Fgo HOLY-P 40167-ET
 D: OCD Captain Rae 64381-ET (EX-92-EX-MS-GMD-DOM)
 MGS: Genosource Captain-ET
 MGD: OCD Coffee Rae 52467-ET (VG-87-EX-MS-GMD-DOM)
 MGGS: OCD Legendary COFFEE-ET

CDCB-S Genomic Evaluation			(04/26)			
Milk	+1,249	80%R	Net Merit (73%R)	+\$760		
Protein	+0.01%	+45	DWP\$	+\$757		
Fat	+0.16%	+95	Cheese Merit	+\$773		
CDCB-S/HA Genomic Evaluation			(04/26)			
Type	+2.61	UDC +1.90	FLC +1.36	BWC +0.50	79%R	GTPI +3370
Health and Fertility			(04/26)			
SCS	2.91	77%R	MAS +2.3	72%R	PL +3.1	76%R
LIV	+0.6	72%R	DPR -0.9	75%R	HCR +1.2	73%R
CCR	+0.2	75%R	FI -0.1	75%R	SCE 1.8%	63%R
WT\$	-\$64		DCE 1.9%	57%R	DSB 3.8%	56%R
CW\$	-\$6		HHP\$	+\$832		



DANN

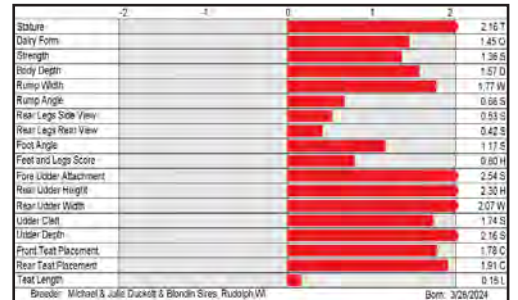
250H017817 MR SUNDANCE DANN-ET
 8403281746383 99% RHA-I TR TP TC TM TL TD TE
 B-Casein: A2A2 K-Casein: BB



AOT CHALLENGR HADLEY-ET (VG-88-EX-MS)
 Grandam of DANN

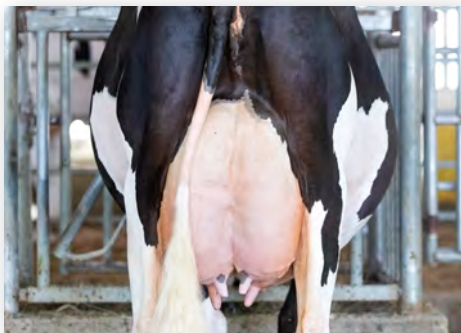
S: S-S-I Earlybird SUNDANCE-ET
 D: Duckett Hadley 1218-ET (VG-88-VG-MS)
 MGS: Kings-Ransom Dynasty-ET
 MGD: Aot Challengr Hadley-ET (VG-88-EX-MS)
 MGGS: Sandy-Valley Challenger-ET

CDCB-S Genomic Evaluation			(04/26)			
Milk	-34	81%R	Net Merit (74%R)	+\$476		
Protein	+0.06%	+14	DWP\$	+\$404		
Fat	+0.28%	+71	Cheese Merit	+\$501		
CDCB-S/HA Genomic Evaluation			(04/26)			
Type	+2.33	UDC +1.82	FLC +0.30	BWC +1.22	78%R	GTPI +3108
Health and Fertility			(04/26)			
SCS	2.81	77%R	MAS +2.8	72%R	PL +3.5	76%R
LIV	+0.1	73%R	DPR +0.9	75%R	HCR +1.0	76%R
CCR	+2.1	75%R	FI +1.5	75%R	SCE 1.7%	64%R
WT\$	+\$15		DCE 1.8%	62%R	DSB 5.0%	61%R
CW\$	-\$5		HHP\$	+\$616		
			SCR	+1.4		



HOLY-P


7H017158 SIEMERS FGO HOLY-P 40167-ET
 8403257573267 99% RHA-I TR PC TC TM TV TL TY TD TE
 DMS: 123,126 aAa: 243 B-Casein: A2A2 K-Casein: AB



SIEMERS LSTR HANAN 33317-ET (EX-91-EX-MS)
 Dam of HOLY-P

S: OCD Perfect FIGARO-ET
 D: Siemers Lstr Hanan 33317-ET (EX-91-EX-MS)
 MGS: Cherry-Lily Zip LUSTER-P-ET
 MGD: Siemers Doc Hanan 28286-ET (EX-92-EX-MS-GMD)
 MGGS: Woodcrest King DOC (EX-90)

CDCB-S Genomic Evaluation			(04/26)			
Milk	+733	83%R	Net Merit (76%R)	+\$545		
Protein	+0.06%	+40	DWP\$	+\$639		
Fat	+0.17%	+76	Cheese Merit	+\$574		
CDCB-S/HA Genomic Evaluation			(04/26)			
Type	+3.03	UDC +1.92	FLC +2.34	BWC +1.44	82%R	GTPI +3288
Health and Fertility			(04/26)			
SCS	2.82	81%R	MAS +2.2	75%R	PL +2.2	79%R
LIV	-1.9	74%R	DPR -0.8	79%R	HCR +1.2	78%R
CCR	-0.3	79%R	FI -0.1	79%R	SCE 1.8%	97%R
WT\$	+\$35		DCE 2.0%	70%R	DSB 4.0%	64%R
CW\$	+\$23		HHP\$	+\$671		
			SCR	-2.7		



SHOWCASE GFORCE SIRE

7HO17700 HAVEITALL BLAKELY HINGE-ET 8403277629429

99% RHA-I TR TP TC TM TV TL TY TD TE DMS: 123,135 aAa: 234 B-Casein: A2A2 K-Casein: AB

Blakely x Perfect x Doc

CDCB-S Genomic Evaluation (04/26)

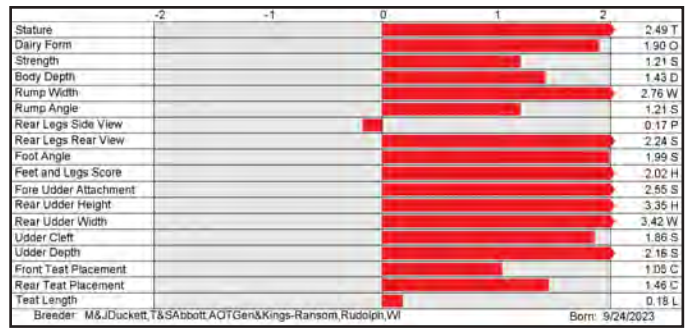
Milk	+993	82%R	Net Merit (75%R)	+\$424
Protein	+0.03%	+41	DWP\$	+\$479
Fat	+0.07%	+61	Cheese Merit	+\$442

CDCB-S/HA Genomic Evaluation (04/26)

Type	+2.88	UDC	+2.30	FLC	+1.67	BWC	+1.13	80%R	GTPI	+3230
------	-------	-----	-------	-----	-------	-----	-------	------	------	-------

Health and Fertility (04/26)

SCS	2.92	79%R	MAS	+1.1	74%R	PL	+2.0	77%R
LIV	-2.6	74%R	DPR	-1.0	76%R	HCR	+2.5	75%R
CCR	+0.5	76%R	FI	+0.4	76%R	SCE	1.9%	93%R
WT\$	-\$30		DCE	1.6%	71%R	DSB	3.8%	65%R
CW\$	+\$4		HHP\$	+\$551		SCR	-0.1	91%R



250HO17304 HAVEITALL HANX HARDWICK-ET 840323222775

99% RHA-I TR TP TC TM TV TL TY TD TE DMS: 126,561 aAa: 321 B-Casein: A2A2 K-Casein: AB

Hanx-P x Perfect x Doc

CDCB-S Genomic Evaluation (04/26)

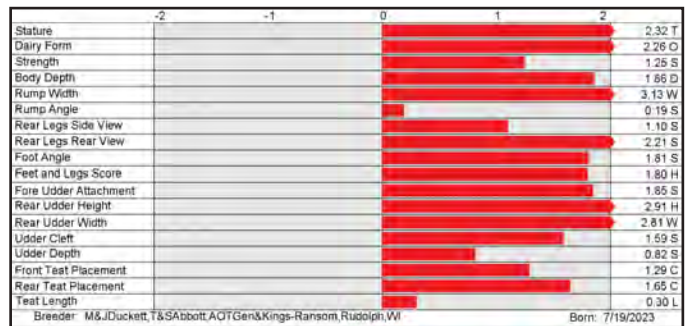
Milk	+1,104	82%R	Net Merit (75%R)	+\$350
Protein	+0.00%	+37	DWP\$	+\$467
Fat	-0.02%	+41	Cheese Merit	+\$357

CDCB-S/HA Genomic Evaluation (04/26)

Type	+2.60	UDC	+1.63	FLC	+1.48	BWC	+1.05	81%R	GTPI	+3105
------	-------	-----	-------	-----	-------	-----	-------	------	------	-------

Health and Fertility (04/26)

SCS	2.91	79%R	MAS	+0.9	73%R	PL	+1.9	77%R
LIV	-2.2	74%R	DPR	+0.5	76%R	HCR	+1.2	76%R
CCR	+1.0	76%R	FI	+0.7	76%R	SCE	1.8%	82%R
WT\$	+\$7		DCE	1.4%	71%R	DSB	3.8%	65%R
CW\$	+\$40		HHP\$	+\$450		SCR	-0.4	84%R



250HO16490 TOWNLINEACRE DL LOMBARDI-ET 8403245704329

99% RHA-I TR TP TC TM TV TL TY TD TE DMS: 126,246 aAa: 234 B-Casein: A1A2 K-Casein: AB

Delta-Lambda x Doc x Doorman

CDCB-S Genomic Evaluation (04/26)

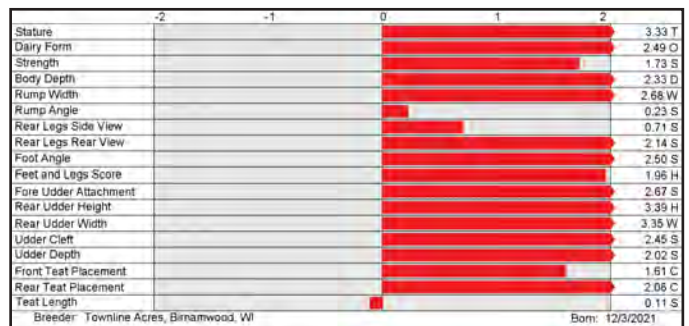
Milk	-218	81%R	Net Merit (75%R)	-\$61
Protein	+0.02%	-1	DWP\$	-\$159
Fat	+0.03%	-2	Cheese Merit	-\$51

CDCB-S/HA Genomic Evaluation (04/26)

Type	+2.81	UDC	+2.18	FLC	+1.42	BWC	+1.48	82%R	GTPI	+2693
------	-------	-----	-------	-----	-------	-----	-------	------	------	-------

Health and Fertility (04/26)

SCS	2.88	78%R	MAS	+0.7	75%R	PL	+1.5	78%R
LIV	-1.6	76%R	DPR	-0.5	77%R	HCR	+1.3	80%R
CCR	+0.0	78%R	FI	-0.3	78%R	SCE	3.2%	96%R
WT\$	-\$46		DCE	2.6%	70%R	DSB	5.6%	66%R
CW\$	+\$3		HHP\$	+\$1		SCR	-1.0	93%R



250HO16498 SIEMERS WOLF HULU 37006-ET 8403245702863

99% RHA-I RC TP TC TM TV TL TY TD TE DMS: 123,126 aAa: 231 B-Casein: A2A2 K-Casein: BB

Wolfgang P x Luster-P x Doc

CDCB-S Genomic Evaluation (04/26)

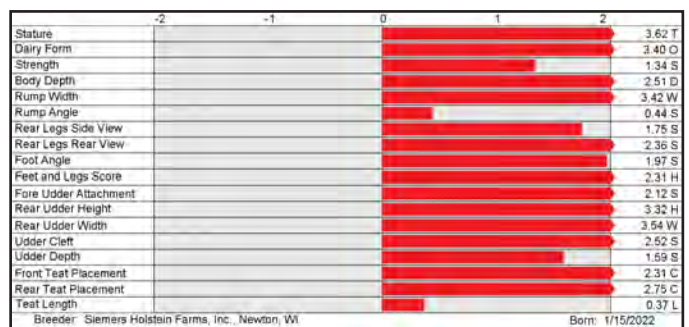
Milk	+344	88%R	Net Merit (79%R)	+\$105
Protein	+0.04%	+22	DWP\$	+\$71
Fat	+0.00%	+13	Cheese Merit	+\$124

CDCB-S/HA Genomic Evaluation (04/26)

Type	+2.72	UDC	+1.95	FLC	+1.60	BWC	+0.98	82%R	GTPI	+2912
------	-------	-----	-------	-----	-------	-----	-------	------	------	-------

Health and Fertility (04/26)

SCS	2.88	82%R	MAS	+0.8	81%R	PL	+0.8	81%R
LIV	-2.5	75%R	DPR	+1.1	84%R	HCR	+1.5	89%R
CCR	+0.6	79%R	FI	+0.7	84%R	SCE	1.8%	99%R
WT\$	-\$79		DCE	1.9%	82%R	DSB	4.3%	79%R
CW\$	-\$29		HHP\$	+\$189		SCR	+0.7	98%R




7HO17700 HINGE




DUCKETT PERFECT HOLLY-ET (EX-90-VG-MS)
Dam of HINGE and HARDWICK

250HO17304 HARDWICK



S-S-I DOC HAVE NOT 8784-ET (EX-96-EX-MS-DO)
Grandam of HINGE and HARDWICK

250HO16490 LOMBARDI



TOWNLINEACRE KING DOC LENA (EX-94-EX-MS)
Dam of LOMBARDI

250HO16498 HULU RC



HULU RC DAUGHTERS
Trent and Kelsey Hendrickson, Blanchardville, WI

250H017699 SIEMERS HLU PRACISE RC-P-ET 8403272851465

99% RHA-I RC PC TC TM TV TL TY TD TE DMS: 126,561 aAa: 213 B-Casein: A2A2 K-Casein: AB

CDCB-S Genomic Evaluation (04/26)

Milk	+662	80%R	Net Merit (73%R)	+\$31
Protein	+0.00%	+23	DWP\$	-\$230
Fat	-0.07%	+8	Cheese Merit	+\$33

CDCB-S/HA Genomic Evaluation (04/26)

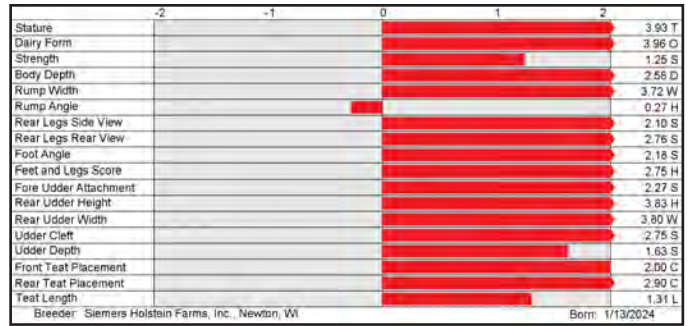
Type +3.11 UDC +2.05 FLC +1.96 BWC +0.78 79%R GTPI +2838

Health and Fertility (04/26)

SCS	3.11	76%R	MAS	-1.4	71%R	PL	-0.1	75%R
LIV	-4.0	72%R	DPR	+0.0	75%R	HCR	+0.3	75%R
CCR	-0.4	74%R	FI	-0.2	75%R	SCE	1.7%	63%R
WT\$	-\$328		DCE	1.7%	60%R	DSB	4.0%	59%R
CW\$	-\$26		HHP\$	-\$15		SCR	-1.9	60%R



Hulu x Wolfgang P x Luster-P



250H017567 SIEMERS HULU PALDWYN-ET 8403267430053

99% RHA-I RC TP TC TM TV TL TY TD TE DMS: 123,234 aAa: 234 B-Casein: A2A2 K-Casein: BB

CDCB-S Genomic Evaluation (04/26)

Milk	+56	82%R	Net Merit (75%R)	+\$160
Protein	+0.05%	+14	DWP\$	+\$213
Fat	+0.09%	+26	Cheese Merit	+\$179

CDCB-S/HA Genomic Evaluation (04/26)

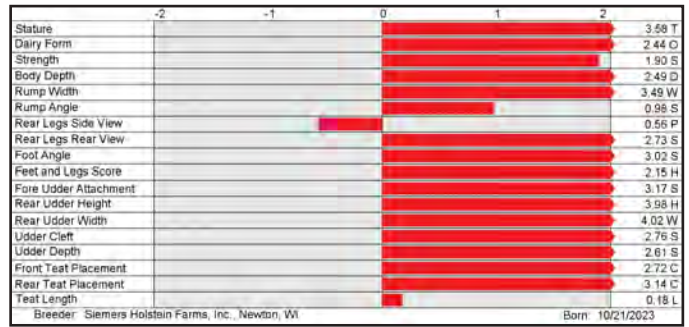
Type +3.04 UDC +2.72 FLC +1.68 BWC +1.84 80%R GTPI +3015

Health and Fertility (04/26)

SCS	2.93	79%R	MAS	+2.4	74%R	PL	+1.4	78%R
LIV	-1.4	74%R	DPR	+1.7	78%R	HCR	+2.7	78%R
CCR	+2.0	77%R	FI	+1.6	78%R	SCE	2.1%	89%R
WT\$	+\$94		DCE	1.7%	70%R	DSB	4.6%	64%R
CW\$	-\$60		HHP\$	+\$332		SCR	-1.4	89%R



Hulu x Delta-Lambda x Denver



250H017560 SIEMERS PARIAN-P-ET 8403267429217

99% RHA-I TR PC TC TM TV TL TY TD TE DMS: 246,234 aAa: 312 B-Casein: A2A2 K-Casein: BB

CDCB-S Genomic Evaluation (04/26)

Milk	+530	83%R	Net Merit (76%R)	+\$244
Protein	+0.06%	+34	DWP\$	+\$348
Fat	+0.02%	+27	Cheese Merit	+\$269

CDCB-S/HA Genomic Evaluation (04/26)

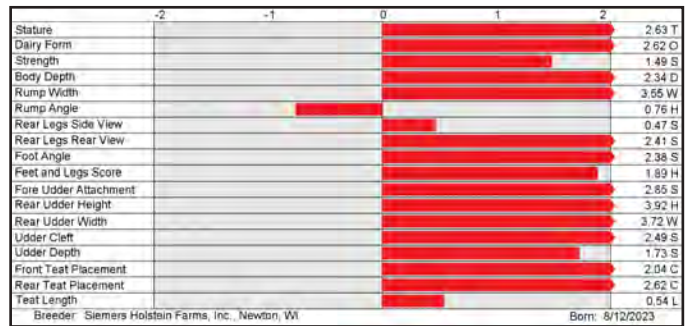
Type +2.99 UDC +2.52 FLC +1.58 BWC +1.24 82%R GTPI +3034

Health and Fertility (04/26)

SCS	3.01	81%R	MAS	+1.3	75%R	PL	+1.7	79%R
LIV	-1.8	76%R	DPR	-1.0	78%R	HCR	+1.1	78%R
CCR	-0.5	78%R	FI	-0.9	78%R	SCE	1.8%	89%R
WT\$	+\$24		DCE	1.3%	70%R	DSB	3.9%	64%R
CW\$	+\$24		HHP\$	+\$314		SCR	-1.0	88%R



Hanx-P x Delta-Lambda x Denver



250H018204 DREW HOLME LEYSURELY PP CAN14994171

99% RHA-I TR PP TC TM TL TD aAa: 324 B-Casein: A1A2 K-Casein: AB

CDCB-S Genomic Evaluation (04/26)

Milk	+1,097	80%R	Net Merit (73%R)	+\$283
Protein	+0.02%	+41	DWP\$	+\$362
Fat	-0.07%	+26	Cheese Merit	+\$297

CDCB-S/HA Genomic Evaluation (04/26)

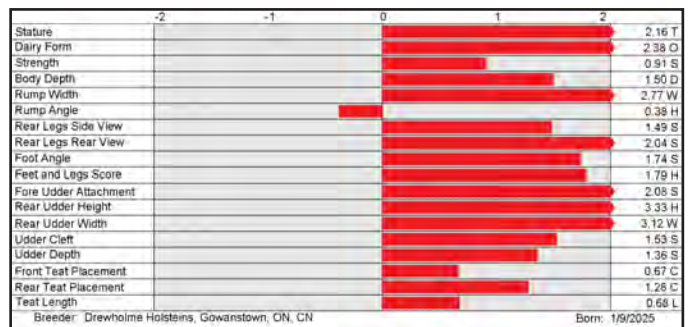
Type +2.62 UDC +1.96 FLC +1.45 BWC +0.62 79%R GTPI +3023

Health and Fertility (04/26)

SCS	2.84	76%R	MAS	+0.5	72%R	PL	+1.8	75%R
LIV	-2.9	72%R	DPR	-1.5	75%R	HCR	-0.4	73%R
CCR	-0.9	75%R	FI	-0.9	75%R	SCE	1.5%	63%R
WT\$	-\$10		DCE	1.8%	58%R	DSB	4.8%	56%R
CW\$	+\$14		HHP\$	+\$342				



Holy-P x Delta-Lambda x Zipit-P




250H017699 PRACISE RC-P




PRACISE RC-P

250H017567 PALDWYN RC



PALDWYN RC

250H017560 PARIAN-P



PARIAN-P

250H018204 LEYSURELY PP



DREW HOLME LAMBDA LEYSURELY P (VG-86-VG-MS)
Dam of LEYSURELY PP

7H017379 SUNQUEST DROP N HOT-ET 8403274841611

99% RHA-I TR TP TC TM TV TL TY TD TE DMS: 126,246 aAa: 321 B-Casein: A2A2 K-Casein: BB

CDCB-S Genomic Evaluation (04/26)

Milk	+855	81%R	Net Merit (74%R)	+\$426
Protein	+0.05%	+42	DWP\$	+\$427
Fat	+0.01%	+39	Cheese Merit	+\$453

CDCB-S/HA Genomic Evaluation (04/26)

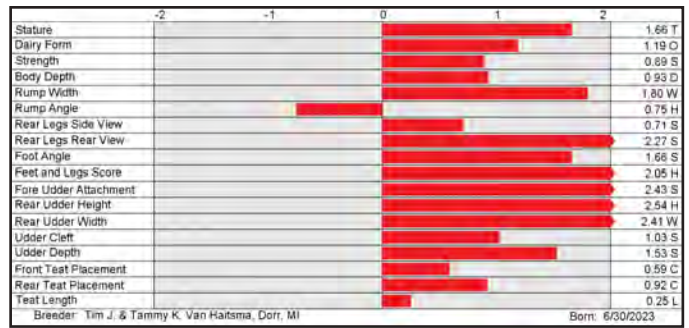
Type +2.60 UDC +1.79 FLC +1.85 BWC +0.84 81%R GTPI +3177

Health and Fertility (04/26)

SCS	2.77	79%R	MAS	+3.4	74%R	PL	+2.8	77%R
LIV	-2.5	73%R	DPR	+0.0	77%R	HCR	+0.4	76%R
CCR	+1.0	77%R	FI	+0.5	77%R	SCE	1.9%	91%R
WT\$	+\$82		DCE	1.9%	70%R	DSB	4.6%	65%R
CW\$	-\$13		HHP\$	+\$619		SCR	-0.2	90%R



Dropbox x Perfect x Doc



Breeder: Tim J. & Tammy K. Van Hartsma, Dorr, MI

Born: 6/30/2023

250H018064 SIEMERS TEN PATOOTIE-ET 8403284827393

99% RHA-I TR TP TC TM TV TL TY TD TE aAa: 234 B-Casein: A2A2 K-Casein: AB

CDCB-S Genomic Evaluation (04/26)

Milk	+753	80%R	Net Merit (73%R)	+\$358
Protein	+0.08%	+45	DWP\$	+\$470
Fat	+0.10%	+59	Cheese Merit	+\$392

CDCB-S/HA Genomic Evaluation (04/26)

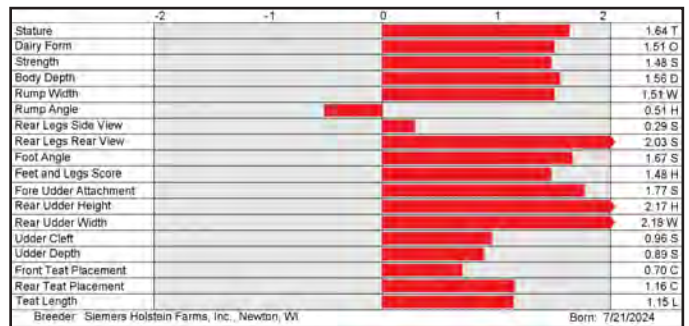
Type +2.02 UDC +1.31 FLC +1.36 BWC +1.11 79%R GTPI +3107

Health and Fertility (04/26)

SCS	2.86	76%R	MAS	+2.6	72%R	PL	+0.6	75%R
LIV	-3.5	72%R	DPR	-1.2	75%R	HCR	-0.3	73%R
CCR	+0.0	75%R	FI	-0.5	75%R	SCE	1.7%	63%R
WT\$	+\$30		DCE	1.9%	58%R	DSB	4.0%	56%R
CW\$	-\$38		HHP\$	+\$548				



Tentastic x Rozline x Delta-Lambda



Breeder: Siemers Holstein Farms, Inc., Newton, WI

Born: 7/21/2024

7H018219 SIEMERS PAMEX-P-ET 8403288815372

99% RHA-I TR TP TC TM TV TL TY TD TE DMS: 135,345 aAa: 312 B-Casein: A2A2 K-Casein: BB

CDCB-S Genomic Evaluation (04/26)

Milk	+907	81%R	Net Merit (74%R)	+\$364
Protein	+0.02%	+36	DWP\$	+\$410
Fat	+0.04%	+48	Cheese Merit	+\$378

CDCB-S/HA Genomic Evaluation (04/26)

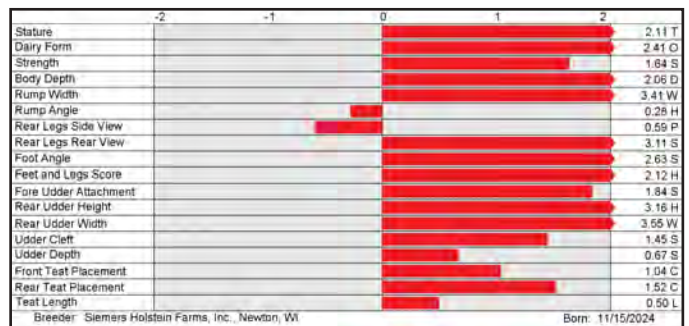
Type +2.61 UDC +1.83 FLC +2.06 BWC +1.28 80%R GTPI +3116

Health and Fertility (04/26)

SCS	2.95	78%R	MAS	+1.6	74%R	PL	+1.5	77%R
LIV	-2.2	74%R	DPR	-0.5	77%R	HCR	+2.0	76%R
CCR	+0.7	77%R	FI	+0.2	77%R	SCE	1.9%	63%R
WT\$	+\$3		DCE	1.9%	59%R	DSB	4.8%	57%R
CW\$	-\$11		HHP\$	+\$489				



Holy-P x Delta-Lambda x Denver



Breeder: Siemers Holstein Farms, Inc., Newton, WI

Born: 11/15/2024

7H018028 REGANCREST DEMAND-ET 8403291419023

99% RHA-I TR TP TC TM TV TL TY TD TE DMS: 135,345 aAa: 312 B-Casein: A2A2 K-Casein: BB

CDCB-S Genomic Evaluation (04/26)

Milk	+710	82%R	Net Merit (74%R)	+\$325
Protein	+0.04%	+34	DWP\$	+\$468
Fat	+0.04%	+39	Cheese Merit	+\$346

CDCB-S/HA Genomic Evaluation (04/26)

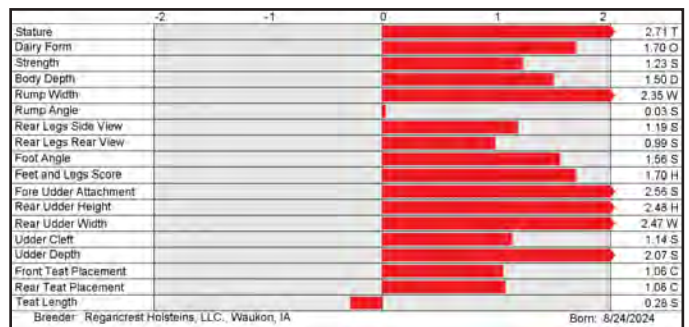
Type +2.59 UDC +1.72 FLC +1.02 BWC +1.23 80%R GTPI +3075

Health and Fertility (04/26)

SCS	2.80	79%R	MAS	+3.2	74%R	PL	+1.3	77%R
LIV	-1.6	73%R	DPR	+0.4	77%R	HCR	+1.7	76%R
CCR	+0.8	77%R	FI	+0.6	77%R	SCE	1.9%	63%R
WT\$	+\$143		DCE	1.7%	62%R	DSB	4.5%	61%R
CW\$	+\$14		HHP\$	+\$536				




Dropbox x Gameday x Eisaku



Breeder: Regancrest Holsteins, LLC, Waukon, IA


Born: 8/24/2024

7H017379 DROP N HOT




ERNEST-ANTHONY HAV 36306-ET (VG-87-VG-MS)
Dam of DROP N HOT

250H018064 PATOOTIE




PATOOTIE

7H018219 PAMEX-P



SIEMERS LMDA PARIS 27856-ET (EX-91-EX-MS-GMD-DOM)
Dam of PAMEX-P and grandam of PATOOTIE

7H018028 DEMAND



DEMAND

250H018065 SIEMERS HANSH-ET 8403284828390

99% RHA-I TR TP TC TM TL TD TE aAa: 312 B-Casein: A2A2 K-Casein: AB

CDCB-S Genomic Evaluation (04/26)

Milk	+146	79%R	Net Merit (72%R)	+\$325
Protein	+0.11%	+33	DWP\$	+\$378
Fat	+0.14%	+43	Cheese Merit	+\$368

CDCB-S/HA Genomic Evaluation (04/26)

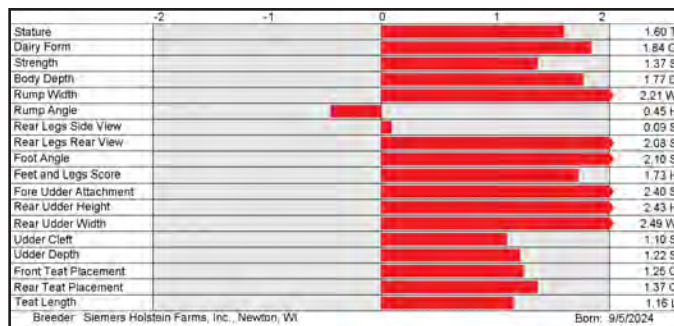
Type +2.43 UDC +1.69 FLC +1.61 BWC +1.01 79%R GTPI +3060

Health and Fertility (04/26)

SCS	2.88	76%R	MAS	+0.6	72%R	PL	+1.1	75%R
LIV	-3.6	72%R	DPR	-0.3	75%R	HCR	+0.6	73%R
CCR	+0.6	74%R	FI	+0.2	74%R	SCE	1.6%	63%R
WT\$	+\$42		DCE	1.7%	58%R	DSB	3.5%	57%R
CW\$	+\$11		HHP\$	+\$411				



Tentastic x Puzzle x Luster-P



250H017435 SYNERGY KICKSTART-ET 8403267484390

99% RHA-I TR TP TC TM TL TD TE DMS: 135,561 aAa: 321 B-Casein: A2A2 K-Casein: BB

CDCB-S Genomic Evaluation (04/26)

Milk	+282	82%R	Net Merit (75%R)	+\$326
Protein	+0.05%	+23	DWP\$	+\$336
Fat	+0.20%	+65	Cheese Merit	+\$348

CDCB-S/HA Genomic Evaluation (04/26)

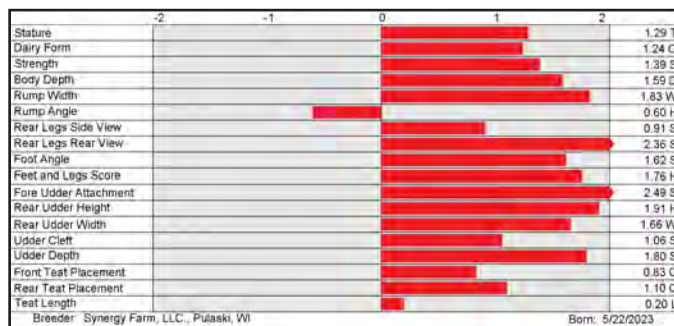
Type +2.38 UDC +1.63 FLC +1.72 BWC +1.15 81%R GTPI +2979

Health and Fertility (04/26)

SCS	2.93	79%R	MAS	+0.0	74%R	PL	+0.7	77%R
LIV	-3.6	73%R	DPR	-2.0	78%R	HCR	+0.8	76%R
CCR	-1.5	78%R	FI	-1.5	78%R	SCE	1.2%	86%R
WT\$	+\$16		DCE	1.7%	71%R	DSB	4.4%	65%R
CW\$	-\$52		HHP\$	+\$394		SCR	-0.8	67%R



Puzzle x Perfect x Positive



250H017297 SIEMERS HANTASTIC-P-ET 8403257574503

99% RHA-I TR PC TC TM TV TL TY TD TE DMS: 123,126 aAa: 234 B-Casein: A2A2 K-Casein: BB

CDCB-S Genomic Evaluation (04/26)

Milk	+592	82%R	Net Merit (75%R)	+\$391
Protein	+0.06%	+36	DWP\$	+\$422
Fat	+0.15%	+64	Cheese Merit	+\$415

CDCB-S/HA Genomic Evaluation (04/26)

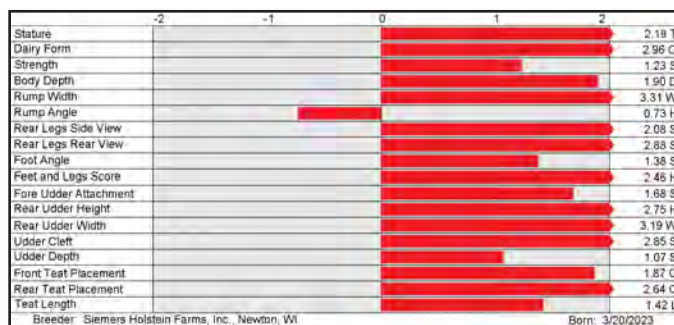
Type +2.97 UDC +1.79 FLC +2.12 BWC +0.71 81%R GTPI +3142

Health and Fertility (04/26)

SCS	3.10	79%R	MAS	-0.2	73%R	PL	+1.4	77%R
LIV	-2.0	73%R	DPR	-0.7	77%R	HCR	+0.3	77%R
CCR	+0.0	77%R	FI	-0.4	77%R	SCE	1.3%	91%R
WT\$	-\$46		DCE	1.4%	70%R	DSB	4.2%	65%R
CW\$	-\$37		HHP\$	+\$401		SCR	+1.6	92%R



Chew-P x Perfect x Luster-P



7H017431 SIEMERS APPLEJAX-ET 8403267428980

99% RHA-I TR TP TC TM TV TL TY TD TE DMS: 123,135 aAa: 243 B-Casein: A2A2 K-Casein: AB

CDCB-S Genomic Evaluation (04/26)

Milk	+705	82%R	Net Merit (74%R)	+\$274
Protein	+0.02%	+28	DWP\$	+\$419
Fat	+0.10%	+56	Cheese Merit	+\$286

CDCB-S/HA Genomic Evaluation (04/26)

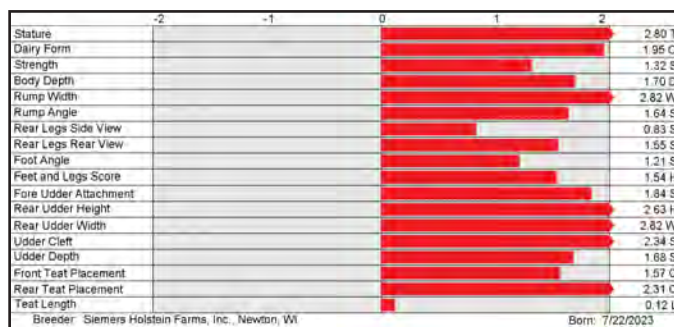
Type +2.46 UDC +1.73 FLC +0.99 BWC +1.29 80%R GTPI +3006

Health and Fertility (04/26)


SCS	2.90	78%R	MAS	+1.3	73%R	PL	+1.6	76%R
LIV	-3.2	74%R	DPR	-1.4	75%R	HCR	+1.4	75%R
CCR	-0.9	75%R	FI	-0.5	75%R	SCE	1.8%	82%R
WT\$	+\$35		DCE	2.0%	71%R	DSB	4.1%	65%R
CW\$	+\$37		HHP\$	+\$373		SCR	+1.3	76%R



Blakely x Perfect x Doc




250H018065 HANSH



HANSH

250H017435 KICKSTART



KICKSTART

250H017297 HANTASTIC-P



SIEMERS PAR HANAN 36296-ET (EX-90-VG-MS)
Dam of HANTASTIC-P

7H017431 APPLEJAX



SIEMERS PERFECT APPLE 36426 (EX-91-EX-MS)
Dam of APPLEJAX

7HO17162 SIEMERS HALIANT-P-ET 8403257573274

99% RHA-I TR PC TC TM TV TL TY TD TE DMS: 126,123 aAa: 231 B-Casein: A2A2 K-Casein: BB

CDCB-S Genomic Evaluation (04/26)

Milk	-198	83%R	Net Merit (76%R)	+\$263
Protein	+0.08%	+15	DWP\$	+\$237
Fat	+0.17%	+36	Cheese Merit	+\$296

CDCB-S/HA Genomic Evaluation (04/26)

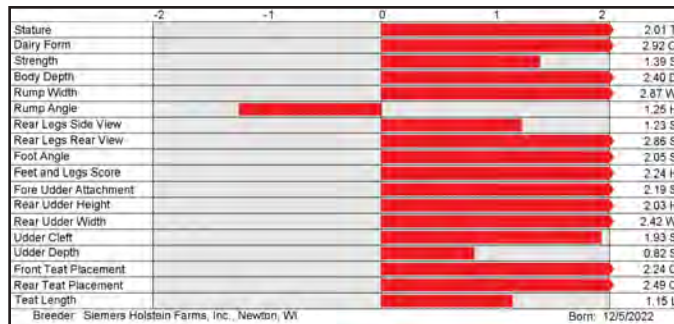
Type	+2.69	UDC	+1.46	FLC	+2.06	BWC	+0.77	82%R	GTPI	+2965
------	-------	-----	-------	-----	-------	-----	-------	------	------	-------

Health and Fertility (04/26)

SCS	2.84	81%R	MAS	+2.1	75%R	PL	+1.8	79%R
LIV	-2.0	73%R	DPR	+0.4	79%R	HCR	+0.9	78%R
CCR	+0.8	79%R	FI	+0.2	79%R	SCE	1.1%	96%R
WT\$	-\$27		DCE	1.4%	70%R	DSB	3.3%	67%R
CW\$	-\$18		HHP\$	+\$304		SCR	+0.3	94%R



Puzzle x Luster-P x Doc



250HO17549 TRENT-WAY ELEVATE-ET 8403261835841

99% RHA-I TR TP TC TM TV TL TY TD TE DMS: 123,234 aAa: 324 B-Casein: A2A2 K-Casein: BB

CDCB-S Genomic Evaluation (04/26)

Milk	+482	81%R	Net Merit (73%R)	+\$134
Protein	+0.02%	+22	DWP\$	+\$40
Fat	+0.07%	+40	Cheese Merit	+\$144

CDCB-S/HA Genomic Evaluation (04/26)

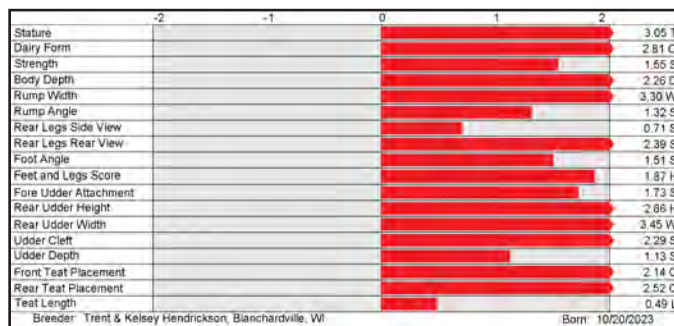
Type	+2.57	UDC	+1.72	FLC	+1.41	BWC	+1.24	79%R	GTPI	+2903
------	-------	-----	-------	-----	-------	-----	-------	------	------	-------

Health and Fertility (04/26)

SCS	3.04	77%R	MAS	+1.0	71%R	PL	-0.6	75%R
LIV	-4.6	72%R	DPR	-0.4	76%R	HCR	+0.5	75%R
CCR	-0.3	75%R	FI	-0.2	76%R	SCE	1.5%	71%R
WT\$	-\$167		DCE	1.3%	71%R	DSB	3.9%	65%R
CW\$	-\$22		HHP\$	+\$219				



Hulu x Perfect x Altuve* Rc



250HO17165 DUCKETT PAZZLE HIJACK-ET 8403260843040

99% RHA-I TR TP TC TM TV TL TY TD TE DMS: 123,135 aAa: 312 B-Casein: A2A2 K-Casein: AB

CDCB-S Genomic Evaluation (04/26)

Milk	+448	82%R	Net Merit (75%R)	+\$239
Protein	+0.05%	+29	DWP\$	+\$52
Fat	+0.13%	+53	Cheese Merit	+\$260

CDCB-S/HA Genomic Evaluation (04/26)

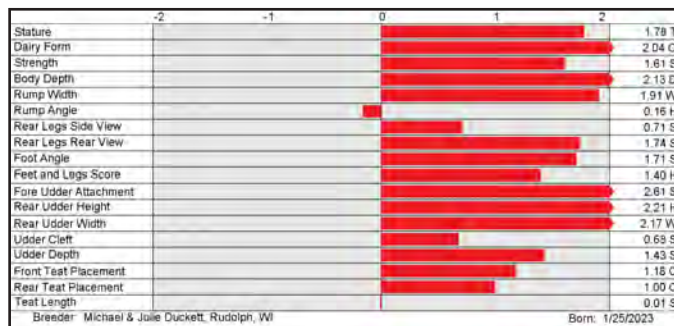
Type	+2.56	UDC	+1.65	FLC	+1.19	BWC	+1.10	81%R	GTPI	+2943
------	-------	-----	-------	-----	-------	-----	-------	------	------	-------

Health and Fertility (04/26)

SCS	3.02	79%R	MAS	+0.0	74%R	PL	+0.0	77%R
LIV	-4.1	73%R	DPR	-2.1	78%R	HCR	+0.4	77%R
CCR	-1.5	78%R	FI	-1.6	78%R	SCE	1.7%	90%R
WT\$	-\$148		DCE	1.5%	71%R	DSB	3.4%	65%R
CW\$	-\$61		HHP\$	+\$320		SCR	-2.1	87%R



Puzzle x Conway x Doc



7HO16954 DUCKETT DIESEL-ET 8403260842990

99% RHA-I TR TP TC TM TV TL TY TD TE DMS: 234,345 aAa: 342 B-Casein: A1A2 K-Casein: AB

CDCB-S Genomic Evaluation (04/26)

Milk	+1,665	83%R	Net Merit (76%R)	+\$355
Protein	-0.01%	+52	DWP\$	+\$52
Fat	-0.08%	+45	Cheese Merit	+\$355

CDCB-S/HA Genomic Evaluation (04/26)

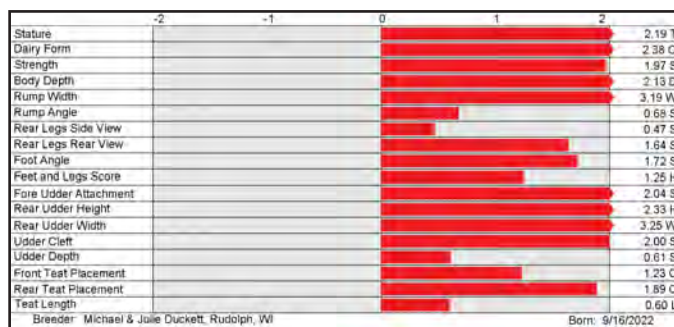
Type	+2.34	UDC	+1.60	FLC	+0.96	BWC	+1.52	82%R	GTPI	+3049
------	-------	-----	-------	-----	-------	-----	-------	------	------	-------

Health and Fertility (04/26)

SCS	3.17	81%R	MAS	-0.7	74%R	PL	+0.0	78%R
LIV	-3.1	74%R	DPR	-2.0	79%R	HCR	-0.9	77%R
CCR	-1.7	79%R	FI	-1.4	79%R	SCE	1.4%	93%R
WT\$	-\$227		DCE	1.1%	70%R	DSB	3.5%	65%R
CW\$	-\$50		HHP\$	+\$383		SCR	+2.2	95%R



Harmony x Doc x Jedi




7HO17162 HALIANT-P



SIEMERS LSTR HANAN 33317-ET (EX-91-EX-MS)
Dam of HALIANT-P

250HO17549 ELEVATE




ELEVATE

250HO17165 HIJACK



HIJACK

7HO16954 DIESEL



S-S-I DOC HAVE NOT 8784-ET (EX-96-EX-MS-DOM)
Dam of DIESEL and grandam of HIJACK

HELLION

744H017425 HAVEITALL DROPBX HELLION-ET
 8403272442039 99% RHA-I TR TP TC TM TV TL TY TD TE
 DMS: 345,234 aAa: 243 B-Casein: A2A2 K-Casein: AB




S-S-I DOC HAVE NOT 8784-ET (EX-96-EX-MS-DOM)
 Dam of HELLION

S: Kings-Ransom Dropbox-ET
 D: S-S-I Doc Have Not 8784-ET (EX-96-EX-MS-DOM)
 MGS: Woodcrest King DOC (EX-90)
 MGD: Fly-Higher Jedi Havenot-ET (VG-86-VG-MS)
 MGGS: S-S-I Montross JEDI-ET (EX-93-GM)

CDCB-S Genomic Evaluation			(04/26)		
Milk	+1,139	83%R	Net Merit (75%R)	+\$193	
Protein	+0.00%	+37	DWP\$	+\$174	
Fat	-0.04%	+36	Cheese Merit	+\$198	

CDCB-S/HA Genomic Evaluation			(04/26)			
Type	+3.22	UDC +1.94	FLC +1.22	BWC +1.67	82%R	GTPI +2981

Health and Fertility			(04/26)			
SCS	2.94	80%R	MAS +0.5	74%R	PL +0.2	78%R
LIV	-2.4	73%R	DPR -2.1	78%R	HCR -0.6	77%R
CCR	-1.6	78%R	FI -1.5	78%R	SCE 1.6%	85%R
WT\$	-\$36		DCE 1.6%	70%R	DSB 5.8%	64%R
CW\$	-\$13		HHP\$ +\$336		SCR +2.9	76%R



ENRICH-P

744H018394 MR HOLY ENRICH-P-ET
 8403299980711 99% RHA-I TR PC TC TV TL TY TD
 DMS: 234,246 aAa: 231 B-Casein: A1A2 K-Casein: BB



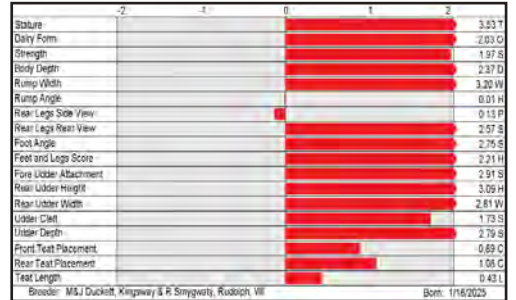
SMYGWATYS LAMBDA ERICA (EX-92-EX-MS)
 Dam of ENRICH-P

S: Siemers Fgo HOLY-P 40167-ET
 D: Smygwatys Lambda Erica (EX-92-EX-MS)
 MGS: Farnear Delta-Lambda-ET
 MGD: Winright Unix Trixie (EX-92-EX-MS)
 MGGS: Croteau Lesperron Unix

CDCB-S Genomic Evaluation			(04/26)		
Milk	+265	80%R	Net Merit (73%R)	+\$51	
Protein	+0.01%	+11	DWP\$	+\$34	
Fat	+0.02%	+17	Cheese Merit	+\$60	


CDCB-S/HA Genomic Evaluation			(04/26)			
Type	+2.92	UDC +2.04	FLC +1.70	BWC +2.01	79%R	GTPI +2817

Health and Fertility			(04/26)			
SCS	2.78	76%R	MAS +2.3	72%R	PL +1.7	75%R
LIV	-1.9	72%R	DPR -1.4	75%R	HCR +1.5	73%R
CCR	-0.8	75%R	FI -1.2	75%R	SCE 1.8%	63%R
WT\$	-\$17		DCE 2.2%	57%R	DSB 5.1%	56%R
CW\$	+\$9		HHP\$ +\$196			



VENMO

744H017769 KINGSWAY VENMO
 CAN14798870 99% RHA-I TR TP TC TM TV TL TY TD TE
 DMS: 126,123 aAa: 324 B-Casein: A1A2 K-Casein: AB



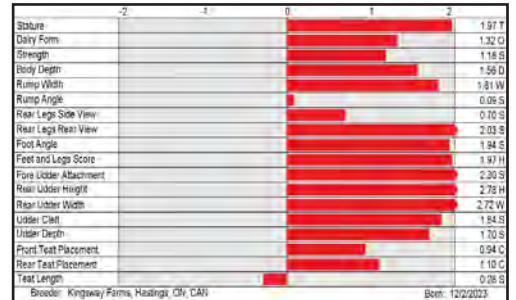
KINGSWAY CAUGHT A VIBE (VG-87-VG-MS)
 Dam of VENMO

S: Farnear Delta-Lambda-ET
 D: Kingsway Caught A Vibe (VG-87-VG-MS)
 MGS: Stantons Alligator-ET
 MGD: Ladyrose Caught Your Eye-ET (EX-95-EX-MS)
 MGGS: Croteau Lesperron Unix

CDCB-S Genomic Evaluation			(04/26)		
Milk	+303	81%R	Net Merit (75%R)	-\$168	
Protein	-0.03%	+3	DWP\$	-\$183	
Fat	-0.10%	-13	Cheese Merit	-\$176	

CDCB-S/HA Genomic Evaluation			(04/26)			
Type	+2.68	UDC +1.95	FLC +1.68	BWC +1.11	81%R	GTPI +2576

Health and Fertility			(04/26)			
SCS	2.96	78%R	MAS +0.3	75%R	PL -0.7	78%R
LIV	-3.0	76%R	DPR -1.7	78%R	HCR +1.4	76%R
CCR	-1.3	78%R	FI -1.3	78%R	SCE 1.4%	71%R
WT\$	+\$28		DCE 2.1%	70%R	DSB 6.5%	65%R
CW\$	-\$1		HHP\$ -\$105			



SHOWBOX SIREs

IMAGE

744H017702 HAVEITALL SIDEKCK IMAGE-ET
 8403277629447 99% RHA-I TR TP TC TM TV TL TY TD TE
 DMS: 234,123 aAa: 342 B-Casein: A2A2 K-Casein: AB



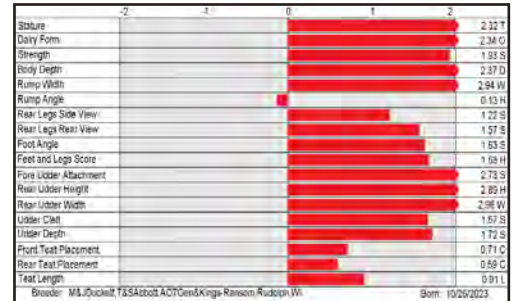
S-S-I DOC HAVE NOT 8784-ET (EX-96-EX-MS-DOM)
 Dam of IMAGE

S: Walnutlawn Sidekick
 D: S-S-I Doc Have Not 8784-ET (EX-96-EX-MS-DOM)
 MGS: Woodcrest King DOC (EX-90)
 MGD: Fly-Higher Jedi Havenot-ET (VG-86-VG-MS)
 MGGS: S-S-I Montross JEDI-ET (EX-93-GM)

CDCB-S Genomic Evaluation		(04/26)	
Milk	+497 83%R	Net Merit (76%R)	-\$114
Protein	+0.01% +20	DWP\$	-\$122
Fat	-0.05% +7	Cheese Merit	-\$109

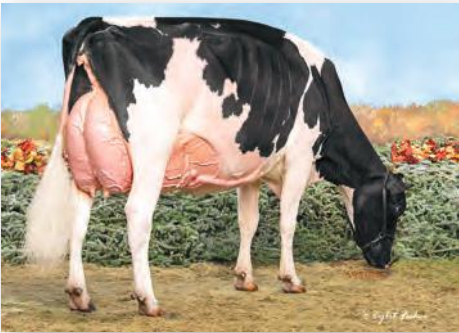
CDCB-S/HA Genomic Evaluation		(04/26)	
Type	+3.02	UDC	+1.96
FLC	+1.23	BWC	+1.51
82%R		GTPI	+2699

Health and Fertility		(04/26)	
SCS	3.10 80%R	MAS	+0.6 76%R
LIV	-3.4 76%R	DPR	-2.3 79%R
CCR	-1.9 79%R	FI	-1.9 79%R
WT\$	-\$117	DCE	2.2% 70%R
CW\$	+\$30	HHP\$	+\$6
		PL	-0.7 79%R
		HCR	-1.0 77%R
		SCE	1.6% 75%R
		DSB	6.0% 65%R
		SCR	+1.0 64%R



SIRI

744H018214 MR MILKSOURCE HAD SIRI-ET
 8403283449588 99% RHA-I TR TP TC TM TL TD
 DMS: 126,123 aAa: 432 B-Casein: A1A1 K-Casein: BE



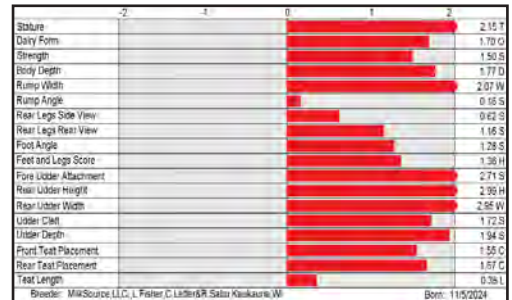
GLENIRVINE UNIX SALLY (EX-96-EX-MS)
 Dam of SIRI

S: Duckett Haveadream-ET
 D: Glenirvine Unix Sally (EX-96-EX-MS)
 MGS: Croteau Lesperron Unix
 MGD: Glenirvine Cinderdoor Sal (VG-87-VG-MS)
 MGGS: KH Cinderdoor-ET

CDCB-S Genomic Evaluation		(04/26)	
Milk	+307 80%R	Net Merit (73%R)	-\$131
Protein	-0.01% +8	DWP\$	-\$218
Fat	-0.10% -14	Cheese Merit	-\$132

CDCB-S/HA Genomic Evaluation		(04/26)	
Type	+2.93	UDC	+2.16
FLC	+0.92	BWC	+1.27
79%R		GTPI	+2599

Health and Fertility		(04/26)	
SCS	2.98 75%R	MAS	-0.1 72%R
LIV	-0.8 72%R	DPR	-1.8 74%R
CCR	-2.2 74%R	FI	-2.1 74%R
WT\$	-\$50	DCE	1.9% 58%R
CW\$	+\$27	HHP\$	-\$97
		PL	-0.2 75%R
		HCR	-1.4 73%R
		SCE	1.6% 62%R
		DSB	5.4% 56%R



SLUGGER

744H017931 KINGS-RANSOM HULU SLUGGER
 8403288411254 99% RHA-I TR TP TC TM TL TD TE
 DMS: 123,135 aAa: 231 B-Casein: A1A2 K-Casein: BE



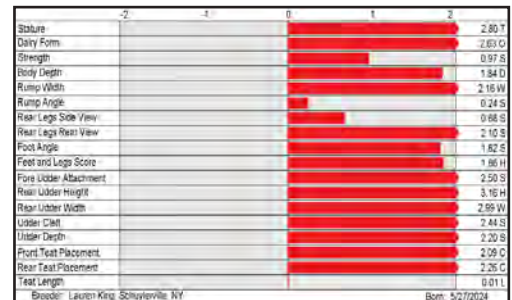
KINGS-RANSOM DELTA SLAMMIN (EX-91-EX-MS)
 Dam of SLUGGER

S: Siemers Wolf HULU 37006-ET
 D: Kings-Ransom Deltal Slammin (EX-91-EX-MS)
 MGS: Farnear Delta-Lambda-ET
 MGD: Petitclerc Avalanche Syrah-ET (EX-93-EX-MS)
 MGGS: Dymenholm Mr Apples Avalanche

CDCB-S Genomic Evaluation		(04/26)	
Milk	+556 81%R	Net Merit (73%R)	+\$13
Protein	-0.05% +6	DWP\$	-\$62
Fat	-0.10% -4	Cheese Merit	-\$1

CDCB-S/HA Genomic Evaluation		(04/26)	
Type	+2.76	UDC	+2.19
FLC	+1.41	BWC	+0.62
79%R		GTPI	+2771

Health and Fertility		(04/26)	
SCS	2.95 76%R	MAS	+0.0 72%R
LIV	-1.9 73%R	DPR	+0.9 76%R
CCR	+1.1 75%R	FI	+0.9 76%R
WT\$	-\$49	DCE	1.9% 60%R
CW\$	-\$38	HHP\$	+\$33
		PL	+1.3 75%R
		HCR	+1.9 75%R
		SCE	1.8% 63%R
		DSB	4.5% 59%R



SHOWBOX SIREs

744H018070 MR HASTORIC ALONZO-RED-ET 8403288411335

99% RHA-I RC TP TC TM TL TD TE DMS: 126,246 aAa: 345 B-Casein: A1A2 K-Casein: AB

CDCB-S Genomic Evaluation (04/26)

Milk	-288	80%R	Net Merit (72%R)	-\$385
Protein	-0.01%	-12	DWP\$	-\$660
Fat	+0.02%	-7	Cheese Merit	-\$390

CDCB-S/HA Genomic Evaluation (04/26)

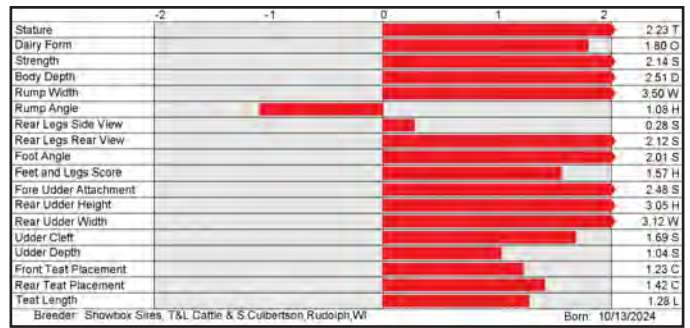
Type +3.10 UDC +1.87 FLC +1.34 BWC +2.00 78%R GTPI +2392

Health and Fertility (04/26)

SCS	3.05	75%R	MAS	-2.2	71%R	PL	-1.3	75%R
LIV	-3.2	72%R	DPR	-2.4	74%R	HCR	+0.9	72%R
CCR	-3.2	74%R	FI	-2.6	74%R	SCE	2.2%	61%R
WT\$	-\$284		DCE	3.1%	57%R	DSB	5.9%	55%R
CW\$	-\$38		HHP\$	-\$378				



Historic-Red x Dice Red x Daniel*RC



744H017076 LUCK-E ACETYLENE-RED-ET 8403220169858

99% RHA-I TP TC TM TV TL TY TD TE DMS: 126,123 aAa: 345126 B-Casein: A1A2 K-Casein: AB

CDCB-S Genomic Evaluation (04/26)

Milk	+332	83%R	Net Merit (75%R)	-\$74
Protein	+0.01%	+13	DWP\$	-\$530
Fat	+0.00%	+13	Cheese Merit	-\$71

CDCB-S/HA Genomic Evaluation (04/26)

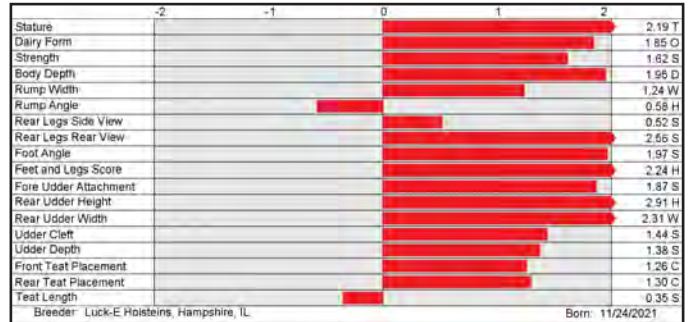
Type +2.87 UDC +1.67 FLC +1.97 BWC +1.17 82%R GTPI +2650

Health and Fertility (04/26)

SCS	3.07	79%R	MAS	-0.9	74%R	PL	-0.6	79%R
LIV	-2.7	75%R	DPR	-2.5	78%R	HCR	-0.6	78%R
CCR	-4.0	78%R	FI	-2.9	78%R	SCE	2.0%	91%R
WT\$	-\$396		DCE	2.1%	70%R	DSB	4.6%	64%R
CW\$	-\$42		HHP\$	-\$66		SCR	-6.7	85%R



Rompen-Red x Doc x Mccucci



744H018071 MR HULU FANWELL-ET 8403288411325

99% RHA-I RC TP TC TM TL TD TE DMS: 126,123 aAa: 231 B-Casein: A2A2 K-Casein: AB

CDCB-S Genomic Evaluation (04/26)

Milk	+258	81%R	Net Merit (73%R)	-\$507
Protein	-0.04%	-3	DWP\$	-\$887
Fat	-0.17%	-35	Cheese Merit	-\$524

CDCB-S/HA Genomic Evaluation (04/26)

Type +2.80 UDC +1.85 FLC +1.29 BWC +0.99 80%R GTPI +2342

Health and Fertility (04/26)

SCS	3.11	77%R	MAS	-0.8	72%R	PL	-3.0	76%R
LIV	-5.7	73%R	DPR	-0.7	76%R	HCR	-0.6	75%R
CCR	-1.9	75%R	FI	-1.3	76%R	SCE	1.9%	63%R
WT\$	-\$455		DCE	2.8%	60%R	DSB	6.1%	59%R
CW\$	-\$32		HHP\$	-\$451				



Hulu x Solomon x Braxton



744H017932 HAVEITALL HEATWV DAX-RED-ET 8403277629482

99% RHA-I TP TC TM TV TL TY TD TE DMS: 126,123 aAa: 4236 B-Casein: A1A2 K-Casein: BE

CDCB-S Genomic Evaluation (04/26)

Milk	+696	80%R	Net Merit (73%R)	+\$279
Protein	-0.02%	+17	DWP\$	+\$194
Fat	-0.01%	+26	Cheese Merit	+\$279

CDCB-S/HA Genomic Evaluation (04/26)

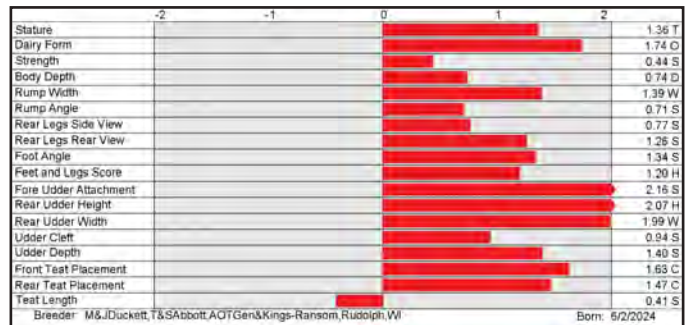
Type +2.23 UDC +1.59 FLC +0.99 BWC +0.11 80%R GTPI +2914

Health and Fertility (04/26)

SCS	2.73	76%R	MAS	+2.2	72%R	PL	+2.3	75%R
LIV	+0.4	73%R	DPR	-0.3	75%R	HCR	+0.1	74%R
CCR	-0.3	75%R	FI	-0.2	75%R	SCE	1.5%	63%R
WT\$	+\$5		DCE	2.1%	58%R	DSB	5.0%	56%R
CW\$	-\$84		HHP\$	+\$328				



Heatwave x Ranger-Red x Doc



744H018070 ALONZO-RED



SCO-LO DICE ASSASSIN-RED-ET (VG-89-EX-MS)
Dam of ALONZO-RED

744H017076 ACETYLENE-RED



LUCK-E DOC AZACABOOM-ET (EX-92-EX-MS)
Dam of ACETYLENE-RED

744H018071 FANWELL RC



OAKFIELD SOLOM FOOTLOOSE-ET (EX-97-2E-EX-MS)
Dam of FANWELL RC

744H017932 DAX-RED



DUCKETT RANGER 1133-ET (VG-89-EX-MS)
Dam of DAX-RED

744H016956 DUCKETT TATOO HENDRIX-ET 8403260843008

99% RHA-I TR TP TC TM TV TL TY TD TE DMS: 234,123 aAa: 243 B-Casein: A1A2 K-Casein: AB

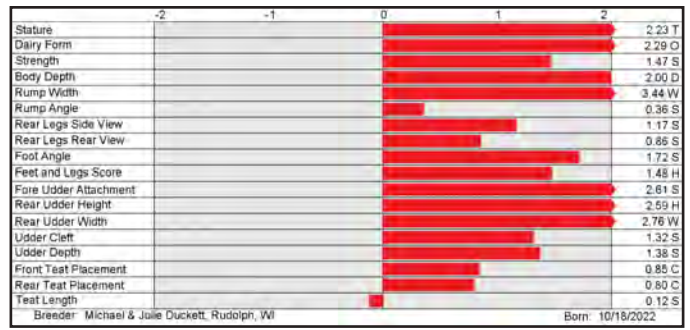
CDCB-S Genomic Evaluation		(04/26)	
Milk	+204	83%R	Net Merit (76%R) -\$158
Protein	+0.03%	+15	DWP\$ -\$294
Fat	-0.11%	-21	Cheese Merit -\$147

CDCB-S/HA Genomic Evaluation		(04/26)	
Type	+2.73	UDC	+1.79
FLC	+0.93	BWC	+1.24
82%R		GTPI	+2644

Health and Fertility		(04/26)	
SCS	3.05	80%R	MAS -0.5
LIV	-2.3	76%R	DPR -0.3
CCR	+0.0	79%R	FI -0.4
WT\$	-\$193	DCE	1.3%
CW\$	+\$17	HHP\$	-\$73



Tatoo x Doc x Jedi



744H017423 MR DUCKETT LAMBDA JINX-ET 8403272442069

99% RHA-I TR TP TC TM TV TL TY TD TE DMS: 345,456 aAa: 543 B-Casein: A1A2 K-Casein: BB

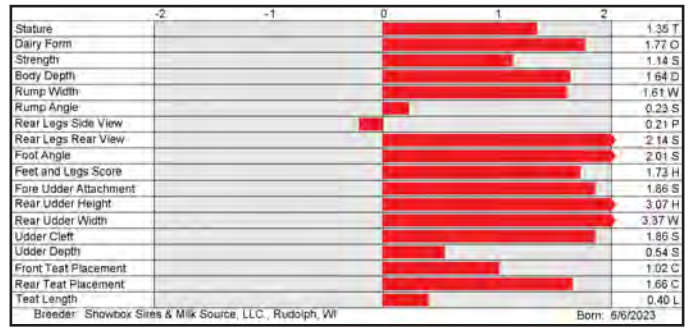
CDCB-S Genomic Evaluation		(04/26)	
Milk	+837	82%R	Net Merit (75%R) +\$48
Protein	-0.04%	+17	DWP\$ -\$109
Fat	-0.10%	+7	Cheese Merit +\$37

CDCB-S/HA Genomic Evaluation		(04/26)	
Type	+2.64	UDC	+1.96
FLC	+1.67	BWC	+0.70
82%R		GTPI	+2752

Health and Fertility		(04/26)	
SCS	2.97	79%R	MAS -0.5
LIV	-2.1	76%R	DPR -1.9
CCR	-1.7	78%R	FI -1.4
WT\$	-\$122	DCE	2.3%
CW\$	-\$22	HHP\$	+\$54



Delta-Lambda x Doc x G W Atwood



744H017043 MR TATOO FLASH-ET 8403260842983

99% RHA-I TR TP TC TM TV TL TY TD TE DMS: 126,123 aAa: 234 B-Casein: A2A2 K-Casein: AB

CDCB-S Genomic Evaluation		(04/26)	
Milk	-955	82%R	Net Merit (75%R) -\$752
Protein	-0.05%	-43	DWP\$ -\$1,053
Fat	-0.03%	-47	Cheese Merit -\$773

CDCB-S/HA Genomic Evaluation		(04/26)	
Type	+2.55	UDC	+1.56
FLC	+0.87	BWC	+0.99
82%R		GTPI	+1925

Health and Fertility		(04/26)	
SCS	3.03	79%R	MAS -0.1
LIV	-6.0	76%R	DPR -3.0
CCR	-4.2	78%R	FI -3.8
WT\$	-\$244	DCE	1.9%
CW\$	-\$11	HHP\$	-\$776



Tatoo x Solomon x Braxton



744H017421 COMESTAR LACTEUR CAN121298073

99% RHA-I TR TP TC TM TV TL TY TD TE DMS: 126,246 aAa: 324 B-Casein: A2A2 K-Casein: BB

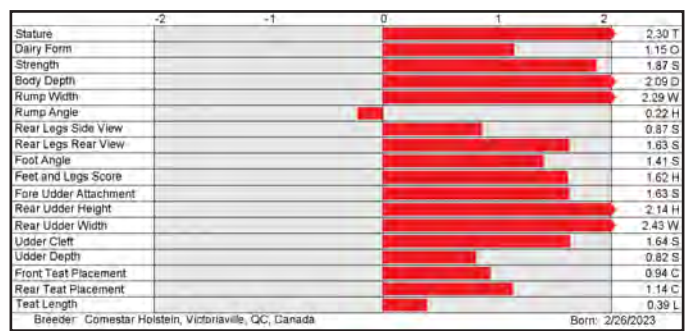
CDCB-S Genomic Evaluation		(04/26)	
Milk	+1	82%R	Net Merit (75%R) -\$232
Protein	+0.01%	+2	DWP\$ -\$497
Fat	-0.06%	-15	Cheese Merit -\$229

CDCB-S/HA Genomic Evaluation		(04/26)	
Type	+2.19	UDC	+1.29
FLC	+1.20	BWC	+1.89
81%R		GTPI	+2545

Health and Fertility		(04/26)	
SCS	3.00	79%R	MAS -0.2
LIV	-3.1	73%R	DPR +0.1
CCR	+0.0	76%R	FI +0.4
WT\$	-\$219	DCE	1.8%
CW\$	-\$19	HHP\$	-\$116



Bullseye x Tropic x Unix



744H016956 HENDRIX



S-S-I DOC HAVE NOT 8784-ET (EX-96-EX-MS-DOM) Dam of HENDRIX

744H017423 JINX



PEACE&PLENTY DOC JUBIE16-ET (EX-96-2E-EX-MS) Dam of JINX

744H017043 FLASH



OAKFIELD SOLOM FOOTLOOSE-ET (EX-97-2E-EX-MS) Dam of FLASH

744H017421 LACTEUR



COMESTAR LATASHA TROPIC (EX-93-EX-MS) Dam of LACTEUR

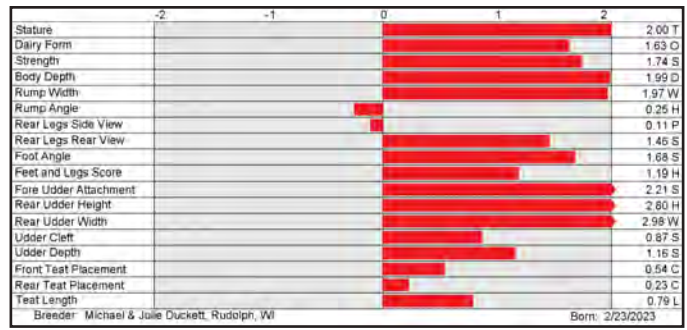
744H017072 DUCKETT MAX HERITAGE-P-ET 8403272441990

99% RHA-I RC PC TC TM TV TL TY TD TE DMS: 123,126 aAa: 345 B-Casein: A2A2 K-Casein: AB

Max-PP x Doc x Jedi



CDCB-S Genomic Evaluation		(04/26)	
Milk	+818	82%R	Net Merit (75%R) -\$25
Protein	-0.04%	+16	DWP\$ -\$314
Fat	-0.12%	+2	Cheese Merit -\$41



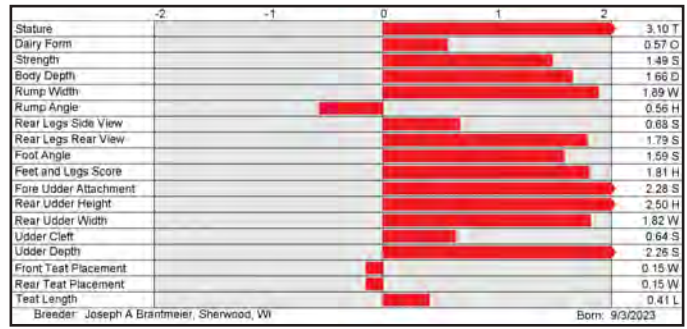
744H017546 HILROSE ALTUDE ASHER-RED-ET 8403281425803

99% RHA-I TP TC TM TV TL TY TD TE DMS: 123,126 aAa: 312 B-Casein: A1A2 K-Casein: AA

Altitude-Red x Advent-Red x Rubens-RC



CDCB-S Genomic Evaluation		(04/26)	
Milk	-1,574	83%R	Net Merit (75%R) -\$550
Protein	+0.08%	-31	DWP\$ -\$564
Fat	+0.14%	-30	Cheese Merit -\$528



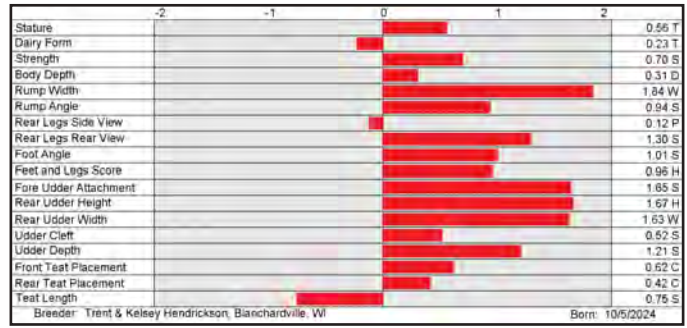
744H018232 TRENT-WAY REASON RC-ET 8403294304845

99% RHA-I RC TP TC TM TV TL TY TD TE DMS: 561,135 aAa: 5436 B-Casein: A2A2 K-Casein: BB

Blakely x Perfect x Simplicity-P-RC



CDCB-S Genomic Evaluation		(04/26)	
Milk	+323	82%R	Net Merit (74%R) +\$464
Protein	+0.05%	+25	DWP\$ +\$689
Fat	+0.17%	+59	Cheese Merit +\$488



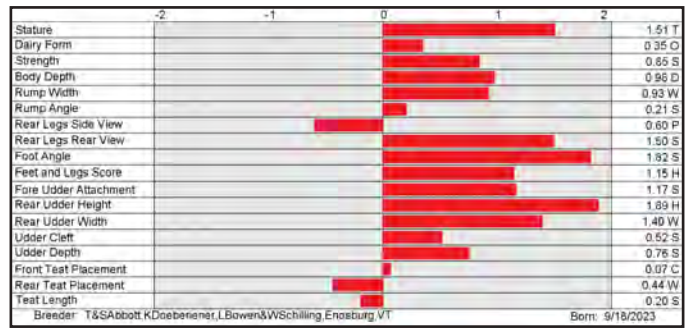
744H017701 MAPLES MIRACULOUS-RED-ET 8403216600245

99% RHA-I TP TC TM TV TL TY TD TE DMS: 234,345 aAa: 243 B-Casein: A1A1 K-Casein: AE

Alpha x Unstopabull x Armani



CDCB-S Genomic Evaluation		(04/26)	
Milk	-728	82%R	Net Merit (74%R) -\$406
Protein	-0.02%	-29	DWP\$ -\$494
Fat	+0.07%	-12	Cheese Merit -\$416



744H017072 HERITAGE-P RC



S-S-I DOC HAVE NOT 8784-ET (EX-96-EX-MS-DOM)
Dam of HERITAGE-P RC

744H017546 ASHER-RED



HILROSE ADVENT ANNA-RED-ET (EX-95-4E-EX-MS-GMD)
Dam of ASHER-RED

744H018232 REASON RC



TRENT-WAY REASURE-ET (EX-93-EX-MS)
Dam of REASON RC

744H017701 MIRACULOUS-RED



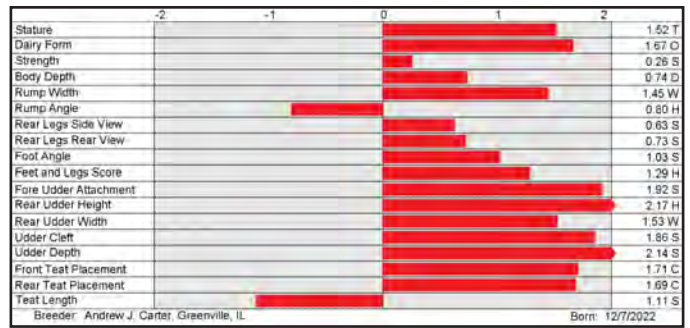
BLONDIN RD UNSTOPABULL MAPLE (EX-94-EX-MS)
Dam of MIRACULOUS-RED

744H017422 CARTERS-CORNER KINGME-P-ET 8403248310069

99% RHA-I TR PC TC TM TV TL TY TD TE DMS: 126,123 aAa: 132 B-Casein: A2A2 K-Casein: BB

Lustrous-PP x Noble x Delta

CDCB-S Genomic Evaluation		(04/26)	
Milk	+22	82%R	Net Merit (75%R) +\$81
Protein	+0.00%	+1	DWP\$ -\$2
Fat	-0.01%	-1	Cheese Merit +\$83



CDCB-S/HA Genomic Evaluation		(04/26)	
Type	+2.09	UDC +1.64	FLC +0.89
BWC	+0.06	81%R	GTPI +2706

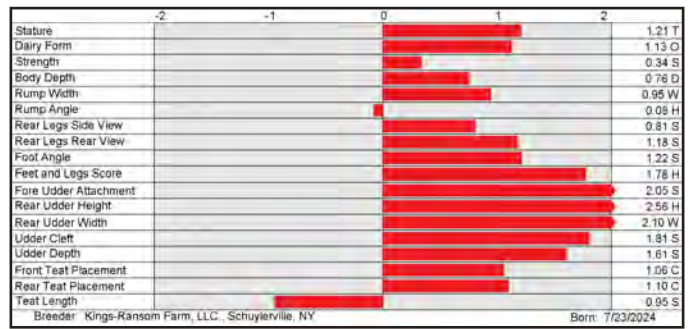
Health and Fertility		(04/26)	
SCS	2.95	79%R	MAS +0.3
LIV	-0.6	73%R	DPR +0.8
CCR	+1.2	77%R	FI +1.0
WT\$	-\$51	DCE 1.8%	71%R
CW\$	+\$21	HHP\$ +\$47	SCR -1.2

744H017933 KINGS-RANSOM DONATELO-ET 8403288411289

99% RHA-I TR TP TC TM TV TL TY TD TE DMS: 561,456 aAa: 4236 B-Casein: A2A2 K-Casein: AA

Alligator x Casper x Delta

CDCB-S Genomic Evaluation		(04/26)	
Milk	+390	82%R	Net Merit (75%R) -\$66
Protein	-0.03%	+6	DWP\$ -\$31
Fat	-0.04%	+5	Cheese Merit -\$72



CDCB-S/HA Genomic Evaluation		(04/26)	
Type	+2.11	UDC +1.83	FLC +1.46
BWC	+0.21	82%R	GTPI +2622

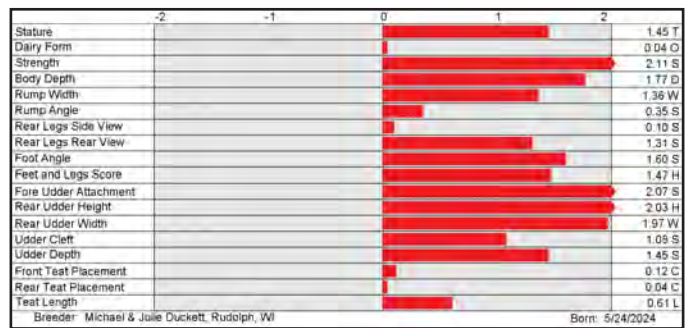
Health and Fertility		(04/26)	
SCS	2.90	80%R	MAS +1.2
LIV	-3.5	75%R	DPR -1.5
CCR	-1.6	78%R	FI -1.5
WT\$	+\$61	DCE 2.3%	62%R
CW\$	-\$56	HHP\$ -\$5	SCR -1.8

744H017936 DUCKETT ANAHITA COBRA-ET 8403288411250

99% RHA-I TR TP TC TM TV TL TY TD TE aAa: 324 B-Casein: A1A2 K-Casein: AA

Anahita x Sidekick x Goldwyn

CDCB-S Genomic Evaluation		(04/26)	
Milk	-282	80%R	Net Merit (73%R) -\$258
Protein	-0.03%	-16	DWP\$ -\$91
Fat	-0.02%	-16	Cheese Merit -\$265



CDCB-S/HA Genomic Evaluation		(04/26)	
Type	+2.08	UDC +1.43	FLC +1.23
BWC	+2.21	79%R	GTPI +2456

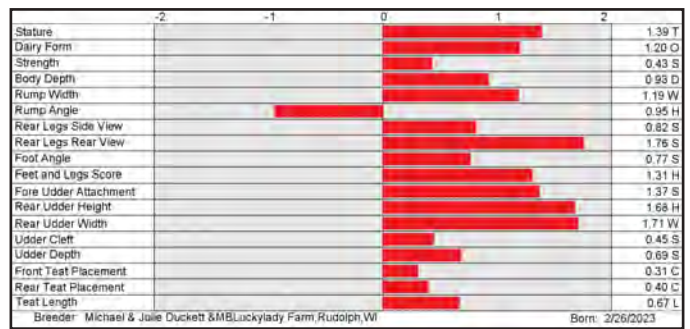
Health and Fertility		(04/26)	
SCS	2.87	76%R	MAS +0.6
LIV	-0.9	73%R	DPR +0.3
CCR	-0.1	75%R	FI +0.0
WT\$	+\$92	DCE 2.4%	58%R
CW\$	+\$49	HHP\$ -\$110	SCR +0.6

744H017073 MR LUSTER HAZARD-PP-ET 8403260843042

99% RHA-I TR PP TC TM TV TL TY TD TE DMS: 123,135 aAa: 432 B-Casein: A2A2 K-Casein: AB

Luster-P x Mirand x Hotline

CDCB-S Genomic Evaluation		(04/26)	
Milk	+545	82%R	Net Merit (75%R) +\$52
Protein	-0.06%	+3	DWP\$ -\$23
Fat	-0.03%	+14	Cheese Merit +\$32



CDCB-S/HA Genomic Evaluation		(04/26)	
Type	+1.45	UDC +0.95	FLC +1.15
BWC	+0.34	81%R	GTPI +2631

Health and Fertility		(04/26)	
SCS	3.04	78%R	MAS -1.5
LIV	-1.7	75%R	DPR -0.2
CCR	+0.1	77%R	FI -0.2
WT\$	-\$69	DCE 1.5%	70%R
CW\$	-\$30	HHP\$ +\$9	SCR +0.5

744H017422 KINGME-P



BGP NOBLE DHRMY 695-ET (VG-88-VG-MS)
Dam of KINGME-P

744H017933 DONATELO



KINGS-RANSOM CASP DAZE-ET (EX-95-2E-EX-MS)
Dam of DONATELO

744H017936 COBRA



WILLSWIKK SDK CHARDONNAY-ET (EX-95-2E-EX-MS)
Dam of COBRA



744H017073 HAZARD-PP



VOGUE MIRAND HANAIEI-P (EX-93-EX-MS)
Dam of HAZARD-PP

HANDLING FROZEN SEMEN STRAWS

Proper semen handling is essential to maintain optimum reproductive performance of your A.I. breeding program. To maintain the high quality of semen you purchased from your Select Sires representative, you must pay strict attention to the many details of semen handling outlined on this poster. If you have questions about the correct handling procedures for Select Sires semen, please contact your Select Sires Reproductive Solutions® Specialist.



STRAW RETRIEVAL AND THAWING

Avoid raising straws above the frost line. **1**

On new canes, bend the identification tab up to a 45° angle. **2**

Use the forceps to remove one straw at a time from the top. If it takes more than 10 seconds to retrieve the straw, lower the canister back into the tank and allow to re-cool for 20 to 30 seconds. **3**

Shake the straw gently to remove excess liquid nitrogen and promptly place in 95° F (35° C) water to thaw for at least 45 seconds. Thaw only as many straws as you can use in 10 to 15 minutes. When multiple straws are thawed, do not allow direct contact during thawing process. **4**

To retrieve straws from the bottom goblet, grasp the cane and raise it until the straws are even with other cane tops. Hold the cane and canister with one hand. With your forceps in the other hand, remove the desired straw and place it in the thaw water. **5**

LOADING THE INSEMINATION GUN

Before loading the insemination gun, pre-warm the barrel by stroking it vigorously with your hand five or six times.

Make sure the plunger is back about six inches to allow for insertion of the straw.

Remove the straw from the thaw water and wipe it completely dry with a paper towel.

Check to see that the straw contains semen from the desired bull and that a small bubble is at the crimped end.

If the bubble is not at the crimped end, gently tap the straw until the bubble moves to its correct position.

Place the cotton plug end of the straw in the gun. It will stop at exactly the right depth.

Wipe the scissors with a paper towel and cut the straw at a right angle 1/4" below the lab seal. **6**

Slide the plastic sheath over the straw and gun and firmly attach the sheath and gun together. **7 8**

Inspect the straw end of the gun to ensure a proper seal between sheath and straw. **9**

Wrap loaded guns in a paper towel or in a plastic sheath cover to provide both thermal and hygienic protection and place inside your clothing for transport to the cow. **10**

*Select Reproductive Solutions and the Select Sires logo are registered trademarks of Select Sires Inc.

Understanding U.S. SIRE PROOFS

1 USDA-CDCB Genomic Eval.	2 (12/24) 2,504 Dtrs. (384 Herds)	3 RIP 96%
Milk +1,236 99%R	4 Net Merit (99%R) +\$642	
Protein +0.01% +40	5 DWP\$ +\$568	
Fat +0.11% +78	Cheese Merit +\$646	
USDA/HA Genomic Evaluation	(12/24) Rel 96%	276 Class. Dtrs. Age Adj. Avg. 83.8
6 Type +2.20 UDC +3.09	FLC +2.29 BWC -0.38 99%R	GTPI +2503 7
Health and Fertility	(12/24)	
8 SCS 2.76 99%R	9 MAS +2.0 99%R	10 PL +3.9 99%R
11 LIV +3.5 95%R	12 DPR -0.1 99%R	13 HCR +1.3 99%R
14 CCR +1.0 99%R	15 FI +0.4 99%R	16 SCE 6.0% 99%R
17 WT\$ +\$90	18 DCE 4.1% 99%R	19 DSB 4.8% 99%R
20 CW\$ +\$12	21 HHP\$ +950	22 SCR +1.2 99%R



The genetic evaluations contained within this report, unless otherwise noted, are provided by the Council on Dairy Cattle Breeding as the steward of the National Cooperator Database. The National Cooperator Database houses producer-owned yield, management, ancestry, type, and genotype data for the use in genetic evaluations and independent research. Data included in the National Cooperator Database is submitted through certified organizations for data quality and integrity. As such, individual traits - along with Lifetime Net Merit \$, Cheese Merit \$, Fluid Merit \$, and Grazing Merit \$ - are Powered by CDCB, unless otherwise noted such as Holstein type traits. For more information about evaluations Powered by CDCB and the industry collaboration that fuels them, visit <https://uscddb.com/cdcb-marks/>

1. Origin of data. USDA-CDCB = Domestic production proof; USDA/HA = Domestic Type proof; MACE/M = Interbull

2. Proof month/year

3. Daughters and herds with lactation records that were used in this evaluation. Reliability accuracy increases with more daughters.

4. Net Merit (NM\$) measures the expected profit that offspring will provide over its lifetime. The higher the number, the more potential profit.

5. Dairy Wellness Profit Index® (DWP\$) a multi-trait selection index which includes production, fertility, Type, longevity and the wellness traits, including Polled test results. The higher the number, the higher the expected profitability.

6. Type (PTAT), UDC (Udder Comp.), FLC (Feet & Legs Comp.), BWC (Body Weight Comp.), D (Dairy Capacity Comp.), The higher number is better for all traits.

7. Total Performance Index® (TPI®) is a multi-trait index calculated combining production, Type, longevity and fertility into a single value. The higher, the better.

8. Somatic Cell Score (SCS) provides an indicator of mastitis in a bull's daughters based on the direct measure of somatic cells in milk samples. Lower is better.

9. Mastitis (MAS) resistance indicates how resistant a bull's daughters are to mastitis. Higher values are preferred. Evaluations are expressed in percentage points of resistance different from breed average.

10. Productive Life (PL) is the measurement of the number of months a cow is expected to stay in the milking herd. Higher is more favorable.

11. Livability (LIV) is an evaluation of the percent of the bull's daughters that remain alive in the milking herd until they are culled. Higher values are preferred.

12. Daughter Pregnancy Rate (DPR) indicates the pregnancy rate difference expected in lactating daughters of a bull. A higher value is preferred.

13. Heifer Conception Rate (HCR) is a measure of a daughter's ability to become pregnant when bred prior to first calving. These evaluations are expressed as percentage points of conception rate and higher values are preferred.

14. Cow Conception Rate (CCR) evaluates a lactating daughter's ability to conceive when bred. Expressed in conception rate percentage points, higher values are better.

15. Fertility Index (FI) combines several reproductive components into one overall index: ability to conceive as a maiden heifer (HCR), ability to conceive as a lactating cow (CCR) and a cow's overall ability to start cycling again, show heat, conceive, and maintain a pregnancy (DPR).

16. Sire Calving Ease (SCE) measures the tendency of calves to be born more or less easily. Expressed as a percent of difficult births in first-calf heifers, the lower the value, the better.

17. Wellness Trait Index® (WT\$) is a combination of the six cow wellness traits along with polled to directly estimate the additional dollars these traits contribute to overall profit. A higher number is desired.

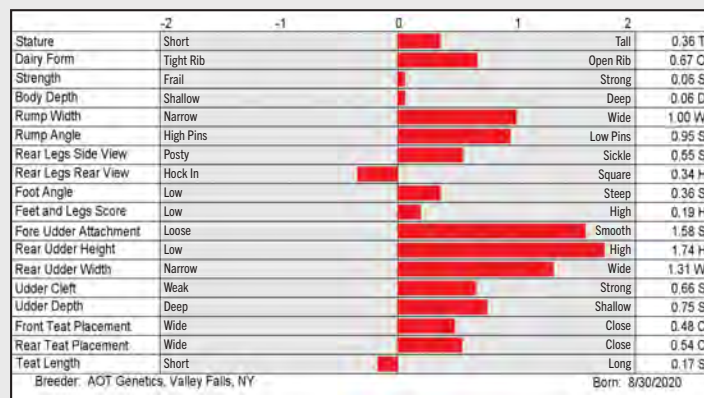
18. Daughter Calving Ease (DCE) measures the ability of a cow to deliver a calf easily. Evaluations are expressed as percent difficult births in first calf heifers. The lower the value, the better.

19. Daughter Stillbirth (DSB) measures the ability of a bull's daughters to deliver a live calf. Expressed as a percent of still born calves, the lower the value, the better.

20. Calf Wellness Index™ (CW\$™) combines evaluations for calf livability, respiratory disease and scours to directly estimate the additional dollars these traits contribute to overall profitability. A higher number is preferred.

21. Herd Health Profit Dollars® (HHP\$) index is an innovative tool to help herds achieve longer-living cows that return the most profit to the dairy.

22. Sire Conception Rate (SCR) is an evaluation of a sire's semen fertility. A higher number is preferred.



Standard Transmitting Ability (STA) block. Displays the STA value for each of the 18 traits. STA is a bull's PTA value on a standardized scale, showing if a bull is more extreme in one trait than another.

NEW!

SORT MY COW

The most sophisticated ear sensor monitoring technology now can be used with the newest sorting technology — exceeding your need for labor savings, technology integration and operational efficiency.



**FORESIGHT FARMS
DECORAH, IA**

**"WE ARE VERY HAPPY
WITH SORT MY COW.
THE COW FLOW IS
REALLY GOOD AND THE
SUPPORT IS SOLID."**



COWMANAGER®


AHEAD OF THE HERD TOGETHER

www.cowmanager.com

GET SORTED



Scan the QR code to learn more.



ProfitSOURCE[®]

Your SOURCE for MARKETING FLEXIBILITY.

Enter the market when your cattle are most valuable. ProfitSOURCE brings together elite beef genetics designed for dairy, data-driven tools and a service-first approach to maximize every mating. Align with a supply chain to capture returns through feeding and harvest, or market calves day one. With ProfitSOURCE, you're never locked into a single marketing path and have the flexibility to adapt strategy as conditions change. Protect your herd's reproductive efficiency and secure predictable outcomes by contacting your local Select Sires representative.



GET MORE PER GALLON.

SOP™ Lagoon leverages beneficial microbes to decompose organic matter in manure, encouraging the consumption of carbon and nitrogen compounds while limiting the activity of methanogens and other emission-producing bacteria. Enhance nutrient efficiency and plant resilience throughout the growing season with SOP Lagoon.

Contact your local Select Sires representative to access exclusive savings!



SOP Lagoon is distributed by Select Sires Inc. through the wholly-owned sustainability company, Low Carbon Technologies, LLC. Buyer assumes all responsibility for use, storage and handling of SOP Lagoon. Low Carbon Technologies, LLC makes no claims or warranties, expressed or implied. *The Low Carbon Technologies logo is a registered trademark of Low Carbon Technologies, LLC, Plain City, OH. SOP is a trademark of SOP S.r.l. Società Benefit.



Contact your local rep for more information.



CentralStar Cooperative
Mitchell Schleicher
608.577.6566



Select Sires Member Cooperative
Chad Walker
614.878.5333



Premier Select Sires
Jeff Hostetter
717.228.4717



Premier Select Sires
Ben Williamson
606.207.9240

BOUNCE BACK STRONGER WITH BIOFRESH® MICROBIAL BOLUS

- ✓ Supports recovery of sick and off-feed cows flagged by activity systems
- ✓ Faster bounce-back for fresh cows
- ✓ Restores feed intake and ruminal fermentation for off-feed cows
- ✓ Enhances immune function for challenged and high SCC cows

10% OFF!
(May 1 - June 30, 2026)



Scan QR code to learn more.



"BioFresh Bolus is one of the first things we reach for when we get a health alert on a cow through CowManager®. Off-feed or whatever the issue is, we give BioFresh to get her back eating. We also use it at freshening, and it really supports a smooth transition. We've noticed it also helps with reproduction and our somatic cell count down the line."

Brady Core, Keightley & Core Jerseys, Salvisa, Kentucky



www.agriansolutions.com | (574) 825-1224



YOUR SUCCESS Our Passion.

Phone (614) 873-4683 | www.selectsires.com

BioFresh® Microbial Bolus is a trademark of Select Sires Inc. and is manufactured by Agrarian Solutions®. All claims, representation and warranties, expressed or implied, are made only by Agrarian Solutions and not by Select Sires Inc.



**ARE YOU
MAXIMIZING
YOUR HERD'S
RUMEN POTENTIAL?**



Jump-start their rumen when they need it most.

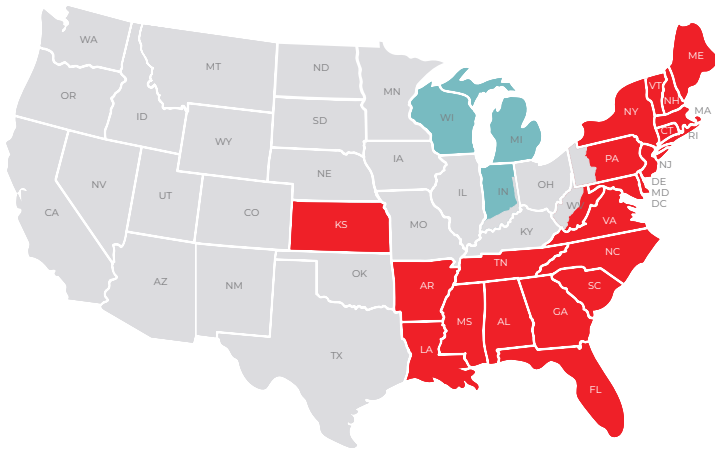
Tri-Start is designed to jump start the rumen while Tri-Mic 1:50 is designed to provide continued support in re-establishing beneficial microbial populations that enhance the function and health of the rumen while also improving feed utilization.

Contact your Select Sires representative today to learn more about our Herd Management Solutions.

Buyer assumes all responsibility for use, storage and handling of these products. Select Sires Inc. makes no claims or warranties, expressed or implied.
©The Select Sires logo is a registered trademark of Select Sires Inc., Plain City, Ohio. Manufactured for Select Sires Inc., 11740 U.S. 42 N, Plain City, OH 43064.

SELECT SIRES INC.

A FEDERATION OF THREE FARMER-OWNED AND -CONTROLLED COOPERATIVES



MISSION STATEMENT

With the highest integrity, maximize the productivity, profitability, and sustainability of livestock producers who feed the world.

SELECT SIRES' CORE VALUES

- * Integrity
- * Dedication
- * Respect
- * Innovation

MEMBER COOPERATIVES

CENTRALSTAR COOPERATIVE

Wisconsin Office
P.O. Box 191
Waupun, WI 53963

Michigan Office
P.O. Box 23157
Lansing, MI 48909

Phone: (800) 631-3510
E-mail: info@mycentralstar.com
www.mycentralstar.com
Serving Wisconsin, Michigan, Indiana (north of U.S. 50)
Phillip Dieter, chief executive officer

PREMIER SELECT SIRES, INC.

Main Business Office
1 Stony Mountain Road
Tunkhannock, PA 18657
Phone: (800) 227-6417 / (570) 836-3168
Fax: (570) 836-1490

Mark Carpenter, chief executive officer
Email: office@premierselect.com
www.premierselectsires.com
Serving Alabama, Arkansas, Connecticut, Delaware, Eastern Pennsylvania, Eastern West Virginia, Florida, Georgia, Kansas, Louisiana, Maine, Maryland, Massachusetts, Mississippi, New Hampshire, New Jersey, New York, North Carolina, Rhode Island, South Carolina, Tennessee, Vermont, Virginia

SELECT SIRES MEMBER COOPERATIVE

Main Business Office
1224 Alton Darby Creek Rd
Columbus, OH 43228
Phone: (614) 878-5333
Fax: (614) 870-2622
Email: ssmc@ssmcoop.com
www.ssmcoop.com

SSMC West Business Office
833 West 400 North
Logan, UT 84321
Phone: (435) 752-2022 / (800) 421-9245
Fax: (435) 752-2097

SSMC Sire Services
41W 394 US Highway 20
Hampshire, IL 60140
Phone: (847) 464-5281
Fax: (847) 464-4088

CA Distribution Center
P.O. Box 1803
Turlock, CA 95381
Phone: (209) 667-8378 / (800) 278-8254
Fax: (209) 667-8379

MN Distribution Center
6601 Gregory Park Road
St. Cloud, MN 56301
Phone: (320) 259-6680 / (800) 795-1233

Chris Sigurdson, chief executive officer
Devin Albrecht, V.P. of Operations and Talent Management/Beef Sector Market Manager
Brad Meek, Area 1 Director, serving Idaho, Oregon, Montana, Washington and Wyoming

Murray Sinclair, Area 2 Director, serving Iowa, Minnesota, Nebraska, North Dakota, South Dakota

Chris Lahmers, Area 3 Director & Mexico Director, serving Illinois, Southern Indiana, Kentucky, Ohio, Missouri, West Pennsylvania, Western West Virginia

Rory White, Area 4 Director, serving Arizona, California, Nevada, Utah

Matt Eaton, Area 5 Director, serving Colorado, New Mexico, Oklahoma, Texas

INTERNATIONAL

EUROPE, ASIA, AFRICA AND OCEANIA WORLD WIDE SIRES LTD.

5545 Avenida de los Robles
Visalia, CA 93291
Phone: (559) 622-2222
Fax: (559) 741-2828
Email: info@wvsires.com
www.wvsires.com

CENTRAL AND SOUTH AMERICA SELECT SIRES/LATIN AMERICA

Juan Pablo Muriel E-mail: murielJ@selectsires.com
Juan Pablo Barreto Email: jpbarreto@selectsires.com

MEXICO SELECT SIRES MEMBER COOPERATIVE

Dr. Fernando Alvarez
Av. Constituyentes Ote. #40, int. B-301
Queretaro, Qro Mexico 76040
Cell Phone: 52 1 442 219 2025
Fax: 52 1 442 277 5336
Email: falvarez@ssmcoop.com

CANADA SELECT SIRES CANADA

Howard Hamilton, general manager
RR 3 P.O. Box 489 / 2 Industrial Road
Kemptville, Ontario K0G 1J0
Phone: (613) 258-3800
Fax: (613) 258-7257
www.selectsirescanada.com

In all other areas, contact:

SELECT SIRES INC.

Phone: (614) 873-4683

Fax: (614) 873-5751

Email: info-line@selectsires.com

www.selectsires.com



YOUR SUCCESS

Our Passion.

To purchase semen from any sire on the pages of this directory, call, email or write your local member cooperative on this page.

ALPHABETICAL INDEX

PROVEN LINEUP

Code No.	Code Name	Page	Code No.	Code Name	Page	Code No.	Code Name	Page
7H016099	AMEN-PP	22	250H014579	HANCOCK	73	7H015825	REBEL-RED	23
7H014694	BANJO-P	22	7H016387	HANX-P	73	250H014134	RENEGADE	18
7H015778	BEETHOVEN	16	7H016116	HARDY	73	7H015597	RICHE	17
250H016290	BLAKELY	16	250H015955	HARMONY	18	7H014985	RUPERT	18
507H015927	BOLT ACTION	15	7H016295	HAS IT ALL	72	14H014629	SERTOLI	21
7H016103	CHEW-P	22	7H015396	HUCK	17	7H016276	SHEEPSTER	12
7H015465	CRUSHER	17	7H015980	HUHON	13	7H015624	SUPERB	20
7H016418	DRAFT	13	7H014454	LIONEL	15	7H016275	T REX	17
7H016308	EARNEST BASS	13	7H015204	MELLENCAMP	20	7H015112	TAOS	14
14H015831	EAST	21	14H016393	ORGANIC	19	14H015179	TROOPER	12
14H016391	EASTON	21	7H015085	PARFECT	14	14H016236	UNDERTONE	19
7H015937	ESQUIRE	16	7H015523	PARSLY	20	14H015926	VAN GOGH	19
7H016396	FELIX	13	250H016121	PARTAKE	72	7H015830	WATNE	18
250H016074	FIGARO	16	250H016115	PAZZLE	72	7H015754	ZAPPA	15
14H016082	FRAMPTON	19	7H016468	PHOENIX	14	7H015471	ZZ TOP	20
14H015301	GORDY	21	7H012344	RAGER-RED	23			

CODE NUMBER INDEX

Code No.	Code Name	Page	Code No.	Code Name	Page	Code No.	Code Name	Page
7H012344	RAGER-RED	23	7H015830	WATNE	18	14H015301	GORDY	21
7H014454	LIONEL	15	7H015937	ESQUIRE	16	14H015831	EAST	21
7H014694	BANJO-P	22	7H015980	HUHON	13	14H015926	VAN GOGH	19
7H014985	RUPERT	18	7H016099	AMEN-PP	22	14H016082	FRAMPTON	19
7H015085	PARFECT	14	7H016103	CHEW-P	22	14H016236	UNDERTONE	19
7H015112	TAOS	14	7H016116	HARDY	73	14H016391	EASTON	21
7H015204	MELLENCAMP	20	7H016275	T REX	17	14H016393	ORGANIC	19
7H015396	HUCK	17	7H016276	SHEEPSTER	12	250H014134	RENEGADE	18
7H015465	CRUSHER	17	7H016295	HAS IT ALL	72	250H014579	HANCOCK	73
7H015471	ZZ TOP	20	7H016308	EARNEST BASS	13	250H015955	HARMONY	18
7H015523	PARSLY	20	7H016387	HANX-P	73	250H016074	FIGARO	16
7H015597	RICHE	17	7H016396	FELIX	13	250H016115	PAZZLE	72
7H015624	SUPERB	20	7H016418	DRAFT	13	250H016121	PARTAKE	72
7H015754	ZAPPA	15	7H016468	PHOENIX	14	250H016290	BLAKELY	16
7H015778	BEETHOVEN	16	14H014629	SERTOLI	21	507H015927	BOLT ACTION	15
7H015825	REBEL-RED	23	14H015179	TROOPER	12			

GFORCE+ LINEUP

Code Name	Code No.	Page	Code Name	Code No.	Page	Code Name	Code No.	Page
250H016741	HARDIN	71	7H017917	OWLY	71	7H017547	TUNE UP	71
14H017311	HOODIA	71	7H016607	SMOKE SIGNAL	71			

LEGEND

IB-M - Interbull-MACE (Multiple Across Country Evaluation)

***TV** - Tested free of CVM

***CV** - Complex Vertebral Malformation (CVM) carrier

***TL** - Tested free of BLAD

***BL** - Bovine Leukocyte Adhesion Deficiency (BLAD) carrier

***RC** - RED hair color carrier

***B/R** - Black / Red carrier

***TR** - Tested free of red hair color

***PO** - Observed Polled (dominant gene)

***PC** - Tested Heterozygous Polled (dominant gene)

***PP** - Tested Homozygous Polled (dominated gene)

☛ Denotes sires that are eligible for semen export to Canada.

***TM** - Tested free of mule foot

***MF** - Mule-foot carrier

***TD** - Tested free of DUMPS

***DP** - DUMPS carrier

***TY** - Tested free of Brachyspina

***BY** - Brachyspina

***TC** - Tested free of Cholesterol Deficiency

***CD** - Carrier for the haplotype for Cholesterol Deficiency

***TE** - Tested free of Early Onset Muscle Weakness

***MW** - Tested heterozygous carrier of Early Onset Muscle Weakness

***MW2** - Tested homozygous carrier of Early Onset Muscle Weakness

*Calf Wellness and CW\$ are trademarks of Zoetis Inc., its affiliates and/or its licensors. *Wellness Trait Index, WTS, Dairy Wellness Profit Index and DWPS are registered trademarks of Zoetis Inc., its affiliates and/or its licensors. HHP\$, Select Reproductive Solutions, SRS, SMS and Select Mating Service are registered trademarks of Select Sires Inc. TPI is a registered trademark of Holstein Association USA. CLARIFIDE is a registered trademark of Zoetis Inc., its affiliates and/or its licensors.

Products sold by Select Sires Inc. or its affiliates to a buyer shall not be used other than as authorized by the terms and conditions in the sales invoice. Each conventionally processed semen straw (not sex sorted) shall be used only for insemination of a female bovine. ALL OTHER USES OF BOVINE SEMEN FROM SELECT SIRES INC. AND ITS AFFILIATES ARE STRICTLY PROHIBITED WITHOUT THE PRIOR WRITTEN CONSENT OF SELECT SIRES INC. INCLUDING (WITHOUT LIMITATION) GENOTYPING, SEQUENCING, CLONING, GENETIC ANALYSIS, GENETIC MANIPULATION OR FOR RESEARCH. Select Sires Inc., its member cooperatives, its agents or employees cannot and do not guarantee the conception rate, gender, quality or productivity to be obtained in connection with the use of its products or recommended techniques. It makes no warranties of any kind whatsoever, expressed or implied, which extend beyond the description of its products and hereby disclaims all warranties of merchantability and fitness for a particular purpose. In the unlikely event that any of our products shall be proven to be defective, damages resulting from their use shall exclude consequential damages and be limited to the purchase price of the product.

Limitations and Conditions of Sale: gender SELECTED semen shall be used only for the single insemination of one female bovine during natural ovulation with the intent to produce single offspring unless specifically approved on an individual customer basis by Sexing Technologies in writing. As a condition of purchasing gender SELECTED semen, the purchaser agrees that gender SELECTED semen will not be reverse sorted or re-sorted unless specifically permitted, in advance, on a case-by-case basis by Select Sires in writing. Select Sires intends to monitor the use of the gender SELECTED semen and vigorously enforce these restrictions on use. Please see <http://www.selectsires.com/designations/gendersselected.html> for additional details.

ALPHABETICAL INDEX

GFORCE LINEUP

Code No.	Code Name	Page	Code No.	Code Name	Page	Code No.	Code Name	Page	Code No.	Code Name	Page
7HO17735	ABNER	44	7HO17406	FLABBERGAST	6	744HO17422	KINGME-P	85	7HO16570	REAPER	70
744HO17076	ACETYLENE-RED	82	744HO17043	FLASH	83	250HO17022	KNACK	35	744HO18232	REASON RC	84
250HO17075	AKSHAY-P	58	7HO18191	FLEX-PP	59	14HO17556	KOKIO	40	14HO17548	REASURE-RED	63
7HO17372	ALCATRAZ	35	7HO17413	FOONBURTON	29	7HO18058	LACKING-P	58	7HO18220	REBBY-RED	60
7HO17476	ALEWIFE	36	7HO17369	FRANKTHETANK	47	744HO17421	LACTEUR	83	7HO18237	RECOVER-RED	60
250HO16801	ALLGONE-PP	54	7HO17256	FRONTENAC	69	7HO18108	LANECHANGE	5	7HO17661	REED-RED	64
744HO18070	ALONZO-RED	82	7HO16990	FROSKY	41	14HO17066	LAPENO	37	14HO18110	REFUTE	34
14HO17426	AMMO	26	7HO17927	FUNDANCER	69	7HO18190	LASER-P	57	7HO18051	REGENCY	36
14HO18063	ANCHO PEPPR-RED	61	7HO17267	GABE	70	7HO17807	LEDGER	29	14HO17662	REPO-RED	63
14HO18405	APPLECORE-RED	63	7HO17929	GAVIN	5	250HO18112	LEIF	69	7HO17255	REVERIE-P	59
7HO17431	APPLEJAX	78	250HO17992	GENOA	8	7HO17132	LEONIDAS	70	250HO17810	RICKROSS RC	65
7HO17843	ARAPAIMA	69	7HO18225	GENTRY	10	14HO17991	LEVANNA	26	7HO16644	RIMBOT	50
744HO17546	ASHER-RED	84	7HO16935	GIANT	36	250HO18204	LEYSURELY PP	76	250HO17808	RIPTIDE RC	64
250HO18217	ATHENS-RED	60	7HO17778	GIBEON	69	7HO17514	LIGHTHOUSE	31	7HO17938	ROCKY RC-P	62
7HO17069	ATOZ	38	9HO17743	GLOWSTICK-S	68	250HO16490	LOMBARDI	75	14HO17809	ROLLSROYCE-RED	66
14HO17344	AULIUS	40	9HO17983	GOLDY GOPHER-S	67	250HO17013	LONGPOINT	46	7HO18096	RONAN-P	52
14HO17533	AZUL-P	52	7HO17200	GOLLEY	4	250HO18206	LOOSEM-PP	57	7HO17920	RONNIE	39
7HO17418	BARKEEP	35	7HO17540	GOOD VIBE	25	7HO17924	LUSBY	35	14HO17564	ROOKER	34
7HO17031	BAXLEY	48	14HO17205	GOSSAGE	51	7HO17706	LYON	9	14HO17539	ROONIE	30
250HO18208	BEEGONE-PP	55	250HO17298	HABULOUS-P	56	14HO17945	MADCAP	6	7HO17220	ROSEMARY	45
7HO17858	BELLIS	42	250HO17215	HADER	47	7HO17273	MARLON	69	7HO17285	RUFUS	62
7HO18078	BENTEHM	4	7HO17399	HAFESTIS	69	14HO17800	MARV	43	14HO17589	SACK	34
7HO18281	BILL	33	7HO16493	HAKAN-P	73	7HO18097	MATTHIAS-P	52	250HO17417	SALOON	31
14HO18000	BILLERBECK	7	7HO17162	HALIANT-P	79	7HO17679	MAYNARD	39	7HO16966	SANBORN	42
7HO17648	BLACKROCK	9	7HO17655	HANDLEIT	42	7HO18091	MCLAURIN	7	250HO17776	SCOTTY	27
7HO18089	BLIND DATE	32	250HO18065	HANS	78	7HO17821	METRONOME	10	14HO17453	SERRANO	30
250HO17346	BOLDNESS	32	250HO17297	HANTASTIC-P	78	7HO17191	MICAN	6	7HO17803	SERVANT	45
250HO17653	BONAPPETIT	31	7HO17284	HARD ROCK	62	7HO17952	MICKAEL-P	56	14HO18109	SHAFT	43
7HO17956	BUTTER PECAN	69	250HO17304	HARDWICK	75	744HO17701	MIRACULOUS-RED	84	14HO18054	SHEPARD	43
7HO17199	BUTTERMAKER	39	7HO17565	HARROW	62	7HO17436	MIRKO	27	7HO17537	SHIMMY	70
250HO17347	CABARE	25	14HO17772	HATHWAY	26	7HO17501	MOSELY-P	55	744HO18214	SIRI	81
250HO17196	CANNONBALL	69	250HO16537	HAVEFUN-RED	65	7HO17684	MUNCHY	70	7HO17383	SKEET	36
9HO17970	CARUTHERS-S	67	7HO17163	HAYES	70	7HO18401	MVP-P	53	7HO18055	SLAPSHOT	10
7HO17419	CATEYE	4	744HO17073	HAZARD-PP	85	7HO17572	MYBOYBLUE	6	744HO17931	SLUGGER	81
14HO18025	CHOPPER	34	7HO17424	HAZED	70	7HO17338	NONI	36	7HO17370	SNOWHARE-PP	54
7HO18101	CHRISTOFF-P	53	14HO17268	HEASTY	70	9HO18145	NOVICE-S	68	7HO17365	SOETEBIER-P	53
7HO17002	CHUCK	70	14HO17164	HEIST	70	7HO18266	OAKHA-PP	58	14HO17026	SOLAS	37
7HO17330	CLAVICLE	7	744HO17425	HELLION	80	250HO17793	OATS	70	7HO17639	SOUSAPHONE	8
14HO17486	COBOT	4	250HO18258	HEMLOCK	8	7HO17375	ODAYLE	70	7HO17784	SPARX	70
744HO17936	COBRA	85	744HO16956	HENDRIX	83	250HO18354	OFFER-P	57	7HO17137	SPIN-RED	64
7HO17686	COMMANDER	31	744HO17072	HERITAGE-P RC	84	14HO17305	OLLYVER	37	7HO17910	SPRINGSIDE	28
7HO17682	COMPLETE	69	14HO17805	HESEKIAH	30	14HO17659	OPIE	51	250HO17050	SQUIBB-RED	64
250HO17433	CONFAY	70	7HO17128	HIBISCUS	47	14HO17657	OTIS	43	7HO17142	STAGGER	28
250HO17507	COUNTRY	41	250HO17165	HIJACK	79	7HO18035	OVERDRIVE-P	55	7HO18014	STEWART	10
250HO17152	CRUZ-PP	54	7HO17700	HINGE	75	14HO17393	OZARK	25	7HO17478	STURGEON	7
250HO18358	CRYPTO PP	57	7HO18373	HOAKLY	31	14HO17429	PABULOUS-RED	61	7HO16485	SUNDANCE	70
250HO17817	DANN	74	14HO17260	HOEDOWN	40	250HO16497	PACE	44	250HO17295	SUNSUN	46
744HO17932	DAX-RED	82	7HO17158	HOLY-P	74	14HO17016	PAGE-PP	54	7HO17981	SUPERBASS	48
14HO17216	DAY TRIP	30	7HO17010	HONOCO	46	14HO18269	PA-KING	49	7HO17798	TABASCO-P	58
14HO17940	DEEMS	49	7HO18230	HOOLIGAN-P	55	250HO17567	PALDWYN	76	250HO18118	TENERIFE	69
7HO18028	DEMAND	77	7HO18260	HOPKINS-P	56	250HO17979	PALISAIDE-PP	54	250HO16979	TENTASTIC	46
7HO17411	DENYME	38	250HO18259	HOSTENS-P	10	7HO17428	PAMAZE-RED	66	14HO18083	TEVLADE	49
7HO16954	DIESEL	79	7HO16527	HOWITZER	48	7HO18219	PAMEX-P	77	7HO17673	THREAD	45
7HO17380	DIJON	33	250HO17009	HOWLAND-P	56	7HO17695	PAPAYA-RED	60	14HO18061	TONADO-P	59
7HO17194	DONALD	27	7HO16743	HUGGY	70	250HO17560	PARIAN-P	76	250HO16691	TRANSFER	48
744HO17933	DONATELO	85	7HO18023	HUGO	50	250HO18064	PATOOTIE	77	250HO17513	TUBMAN	42
14HO18231	DOSPOLL-PP	59	14HO18218	HULAHOO	49	7HO17434	PATRON	39	7HO17321	TUMERIC	69
7HO17527	DRESSUP	33	250HO16498	HULU	75	7HO17943	PAXCEL	47	14HO17204	TWISTED-P	52
7HO18111	DRISCOLL	69	9HO16849	ICE CUBE-S	68	14HO17392	PAXTON	37	14HO17592	TYNAN	51
7HO17379	DROP N HOT	77	744HO17702	IMAGE	81	7HO16520	PBJ	50	250HO17719	UTRECHT	50
14HO16836	DRYDON	51	250HO17271	INDEPENDANT	38	250HO18261	PEACHTOWN-P	53	7HO18004	VANBENTHEM	45
250HO17404	EYORE	8	7HO17773	JACKSON	45	14HO18196	PIERCE RC	61	7HO17771	VEGAS	44
7HO17668	EIGHT BALL-P	53	9HO18011	JENS-P	68	250HO17962	PINNICLES	9	744HO17769	VENMO	80
250HO17549	ELEVATE	79	7HO17944	JIN	27	14HO18236	POP ROCK-RED	63	9HO18007	VICOLLETO-SS	68
744HO18394	ENRICH-P	80	744HO17423	JINX	83	250HO17387	POPLAR	28	7HO17542	WANTUCKER	5
7HO17883	EPENETUS	41	14HO17937	JUMPAROUND	40	250HO17146	POWERPOLLED-PP-RED	66	7HO17645	WATERBUCK	69
14HO18087	ERAS	34	7HO16735	KARL	41	250HO17699	PRACISE RC-P	76	7HO18093	WAYMIRE	5
250HO17108	ESKIL	44	7HO17101	KARMA-PP	59	7HO17853	QUESADILLA	38	7HO17568	WHIPPET	29
14HO17172	ETOWAH-RED	66	14HO18084	KAWAHE	49	14HO17550	RAGNAR-RED	61	7HO18017	WOLFF	33
7HO17155	EXCLUSIVE-RED	66	7HO16763	KEANU	69	7HO18192	RALLY	74	7HO17048	WONDERBOY	69
9HO17356	EZE-S	67	7HO18184	KICK-IT	32	14HO17922	RAMONE	26	9HO17969	WOZ-S	9
744HO18071	FANWELL RC	82	250HO17435	KICKSTART	78	250HO18059	RAMPITUP-P-RED	65	7HO18136	YORION-P	55
7HO17680	FIERCE	69	7HO18024	KILGORE	32	7HO18381	RATTLESNAKE	39	7HO18135	YUMA-PP	57
14HO17352	FISHER	37	14HO17263	KINGDOM	43	7HO18235	READY-RED	65	7HO17675	ZANAZ	29

CODE NUMBER INDEX

GFORCE LINEUP

Code No.	Code Name	Page	Code No.	Code Name	Page	Code No.	Code Name	Page	Code No.	Code Name	Page
7H016485	SUNDANCE	70	7H017655	HANDLEIT	42	9H016849	ICE CUBE-S	68	250H017013	LONGPOINT	46
7H016493	HAKAN-P	73	7H017661	REED-RED	64	9H017356	EZE-S	67	250H017022	KNACK	35
7H016520	PBJ	50	7H017668	EIGHT BALL-P	53	9H017743	GLOWSTICK-S	68	250H017050	SQUIBB-RED	64
7H016527	HOWITZER	48	7H017673	THREAD	45	9H017969	WOZ-S	9	250H017075	AKSHAY-P	58
7H016570	REAPER	70	7H017675	ZANAZ	29	9H017970	CARUTHERS-S	67	250H017108	ESKIL	44
7H016644	RIMBOT	50	7H017679	MAYNARD	39	9H017983	GOLDY GOPHER-S	67	250H017146	POWERPOLLED-PP	66
7H016735	KARL	41	7H017680	FIERCE	69	9H018007	VICOLLETO-SS	68	250H017152	CRUZ-PP	54
7H016743	HUGGY	70	7H017682	COMPLETE	69	9H018011	JENS-P-S	68	250H017165	HIJACK	79
7H016763	KEANU	69	7H017684	MUNCHY	70	9H018145	NOVICE-S	68	250H017196	CANNONBALL	69
7H016935	GIANT	36	7H017686	COMMANDER	31	14H016836	DRYDON	51	250H017215	HADER	47
7H016954	DIESEL	79	7H017695	PAPAYA-RED	60	14H017016	PAGE-PP	54	250H017271	INDEPENDANT	38
7H016966	SANBORN	42	7H017700	HINGE	75	14H017026	SOLAS	37	250H017295	SUNSUN	46
7H016990	FROSKY	41	7H017706	LYON	9	14H017066	LAPENO	37	250H017297	HANTASTIC-P	78
7H017002	CHUCK	70	7H017735	ABNER	44	14H017164	HEIST	70	250H017298	HABULOUS-P	56
7H017010	HONOCO	46	7H017771	VEGAS	44	14H017172	ETOWAH-RED	66	250H017304	HARDWICK	75
7H017031	BAXLEY	48	7H017773	JACKSON	45	14H017204	TWISTED-P	52	250H017346	BOLDNESS	32
7H017048	WONDERBOY	69	7H017778	GIBEON	69	14H017205	GOSSAGE	51	250H017347	CABARE	25
7H017069	ATOZ	38	7H017784	SPARX	70	14H017216	DAY TRIP	30	250H017387	POPLAR	28
7H017101	KARMA-PP	59	7H017798	TABASCO-P	58	14H017260	HOEDOWN	40	250H017404	EYORE	8
7H017128	HIBISCUS	47	7H017803	SERVANT	45	14H017263	KINGDOM	43	250H017417	SALOON	31
7H017132	LEONIDAS	70	7H017807	LEDGER	29	14H017268	HEASTY	70	250H017433	CONFAY	70
7H017137	SPIN-RED	64	7H017821	METRONOME	10	14H017305	OLLYVER	37	250H017435	KICKSTART	78
7H017142	STAGGER	28	7H017843	ARAPAIMA	69	14H017344	AULIUS	40	250H017507	COUNTRY	41
7H017155	EXCLUSIVE-RED	66	7H017853	QUESADILLA	38	14H017352	FISHER	37	250H017513	TUBMAN	42
7H017158	HOLY-P	74	7H017858	BELLIS	42	14H017392	PAXTON	37	250H017549	ELEVATE	79
7H017162	HALIANT-P	79	7H017883	EPENETUS	41	14H017393	OZARK	25	250H017560	PARIAN-P	76
7H017163	HAYES	70	7H017910	SPRINGSIDE	28	14H017426	AMMO	26	250H017567	PALDWYN	76
7H017191	MICAN	6	7H017920	RONNIE	39	14H017429	PABULOUS-RED	61	250H017653	BONAPPETIT	31
7H017194	DONALD	27	7H017924	LUSBY	35	14H017453	SERRANO	30	250H017699	PRACISE RC-P	76
7H017199	BUTTERMAKER	39	7H017927	FUNDANCER	69	14H017486	COBOT	4	250H017719	UTRECHT	50
7H017200	GOLLEY	4	7H017929	GAVIN	5	14H017533	AZUL-P	52	250H017776	SCOTTY	27
7H017220	ROSEMARY	45	7H017938	ROCKY RC-P	62	14H017539	ROONIE	30	250H017793	OATS	70
7H017255	REVERIE-P	59	7H017943	PAXCEL	47	14H017548	REASURE-RED	63	250H017808	RIPTIDE RC	64
7H017256	FRONTENAC	69	7H017944	JIN	27	14H017550	RAGNAR-RED	61	250H017810	RICKROSS RC	65
7H017267	GABE	70	7H017952	MICKAEL-P	56	14H017556	KOKIO	40	250H017817	DANN	74
7H017273	MARLON	69	7H017956	BUTTER PECAN	69	14H017564	ROOKER	34	250H017962	PINNICLES	9
7H017284	HARD ROCK	62	7H017981	SUPERBASS	48	14H017589	SACK	34	250H017979	PALISAIDE-PP	54
7H017285	RUFUS	62	7H018004	VANBENTHEM	45	14H017592	TYNAN	51	250H017992	GENOA	8
7H017321	TUMERIC	69	7H018014	STEWART	10	14H017657	OTIS	43	250H018059	RAMPITUP-P-RED	65
7H017330	CLAVICLE	7	7H018017	WOLFF	33	14H017659	OPIE	51	250H018064	PATOOTIE	77
7H017338	NONI	36	7H018023	HUGO	50	14H017662	REPO-RED	63	250H018065	HANSH	78
7H017365	SOETEBIER-P	53	7H018024	KILGORE	32	14H017772	HATHWAY	26	250H018112	LEIF	69
7H017369	FRANKTHETANK	47	7H018028	DEMAND	77	14H017800	MARV	43	250H018118	TENERIFE	69
7H017370	SNOWHARE-PP	54	7H018035	OVERDRIVE-P	55	14H017805	HESEKIAH	30	250H018204	LEYSURELY PP	76
7H017372	ALCATRAZ	35	7H018051	REGENCY	36	14H017809	ROLLSROYCE-RED	66	250H018206	LOOSEM-PP	57
7H017375	ODAYLE	70	7H018055	SLAPSHOT	10	14H017922	RAMONE	26	250H018208	BEEGONE-PP	55
7H017379	DROP N HOT	77	7H018058	LACKING-P	58	14H017937	JUMPAROUND	40	250H018217	ATHENS-RED	60
7H017380	DIJON	33	7H018078	BENTEHM	4	14H017940	DEEMS	49	250H018258	HEMLOCK	8
7H017383	SKEET	36	7H018089	BLIND DATE	32	14H017945	MADCAP	6	250H018259	HSTENS-P	10
7H017399	HAFESTIS	69	7H018091	MCLAURIN	7	14H017991	LEVANNA	26	250H018261	PEACHTOWN-P	53
7H017406	FLABBERGAST	6	7H018093	WAYMIRE	5	14H018000	BILLERBECK	7	250H018354	OFFER-P	57
7H017411	DENYME	38	7H018096	RONAN-P	52	14H018025	CHOPPER	34	250H018358	CRYPTO PP	57
7H017413	FOONBURTON	29	7H018097	MATTHIAS-P	52	14H018054	SHEPARD	43	744H016956	HENDRIX	83
7H017418	BARKEEP	35	7H018101	CHRISTOFF-P	53	14H018061	TONADO-P	59	744H017043	FLASH	83
7H017419	CATEYE	4	7H018108	LANECHANGE	5	14H018063	ANCHO PEPP-RED	61	744H017072	HERITAGE-P RC	84
7H017424	HAZED	70	7H018111	DRISCOLL	69	14H018083	TEVLADE	49	744H017073	HAZARD-PP	85
7H017428	PAMAZE-RED	66	7H018135	YUMA-PP	57	14H018084	KAWEAH	49	744H017076	ACETYLENE-RED	82
7H017431	APPLEJAX	78	7H018136	YORION-P	55	14H018087	ERAS	34	744H017421	LACTEUR	83
7H017434	PATRON	39	7H018184	KICK-IT	32	14H018109	SHAFT	43	744H017422	KINGME-P	85
7H017436	MIRKO	27	7H018190	LASER-P	57	14H018110	REFUTE	34	744H017423	JINX	83
7H017476	ALEWIFE	36	7H018191	FLEX-PP	59	14H018196	PIERCE RC	61	744H017425	HELLION	80
7H017478	STURGEON	7	7H018192	RALLY	74	14H018218	HULAHOO	49	744H017546	ASHER-RED	84
7H017501	MOSELY-P	55	7H018219	PAMEX-P	77	14H018231	DOSPOLL-PP	59	744H017701	MIRACULOUS-RED	84
7H017514	LIGHTHOUSE	31	7H018220	REBBY-RED	60	14H018236	POP ROCK-RED	63	744H017702	IMAGE	81
7H017527	DRESSUP	33	7H018225	GENTRY	10	14H018269	PA-KING	49	744H017769	VENMO	80
7H017537	SHIMMY	70	7H018230	HOOLIGAN-P	55	14H018405	APPLECORE-RED	63	744H017931	SLUGGER	81
7H017540	GOOD VIBE	25	7H018235	READY-RED	65	250H016490	LOMBARDI	75	744H017932	DAX-RED	82
7H017542	WANTUCKER	5	7H018237	RECOVER-RED	60	250H016497	PACE	44	744H017933	DONATELO	85
7H017565	HARROW	62	7H018260	HOPKINS-P	56	250H016498	HULU	75	744H017936	COBRA	85
7H017568	WHIPPET	29	7H018266	OAKHA-PP	58	250H016537	HAVEFUN-RED	65	744H018070	ALONZO-RED	82
7H017572	MYBOYBLUE	6	7H018281	BILL	33	250H016691	TRANSFER	48	744H018071	FANWELL RC	82
7H017639	SOUSAPHONE	8	7H018373	HOAKLY	31	250H016801	ALLGONE-PP	54	744H018214	SIRI	81
7H017645	WATERBUCK	69	7H018381	RATTLESNAKE	39	250H016979	TENTASTIC	46	744H018232	REASON RC	84
7H017648	BLACKROCK	9	7H018401	MVP-P	53	250H017009	HOWLAND-P	56	744H018394	ENRICH-P	80



Select Sires Inc.
11740 U.S. 42 North
Plain City, OH 43064-0143



Product of the USA

SS11-22M-LH-0426-PP

FIRST CLASS MAIL
U.S. POSTAGE
PAID
Minster, Ohio 45865
Permit No. 1



WHEN HERD CHECK DAY BECOMES PAY DAY.

Fertile cows breed back fast and protect your bottom line.

Every day open costs you \$2-\$6 per cow. Multiply that across your herd and low reproductive performance quickly erodes profitability.

With Select Sires' genetics, you can maximize first service conceptions to generate stronger returns. Make pregnancy check day the best day of the month — and the most profitable.

Average cost of days open information sourced from Dr. John Fetrow, College of Veterinary Medicine at the University of Minnesota.

®Your Success Our Passion. and the Select Sires logo are registered trademarks of Select Sires Inc., Plain City, Ohio.