

# CELLAR MAISON

Configurable Wine Racks

Feature Series

## Contents

Introduction.	04.
<hr/>	
Panel options.	09.
<hr/>	
Finish options.	19.
<hr/>	
Design inspiration.	25.

## Feature Series


Timber display panels .

The Feature series offers competitive pricing with a wide variety of options.

A modular system, allowing customers to chose any number of panels, with options for standard bottles, large format bottles, and wine cases.


Simple installation of modular panels with split-batten.

Panels are 600mm x 700mm



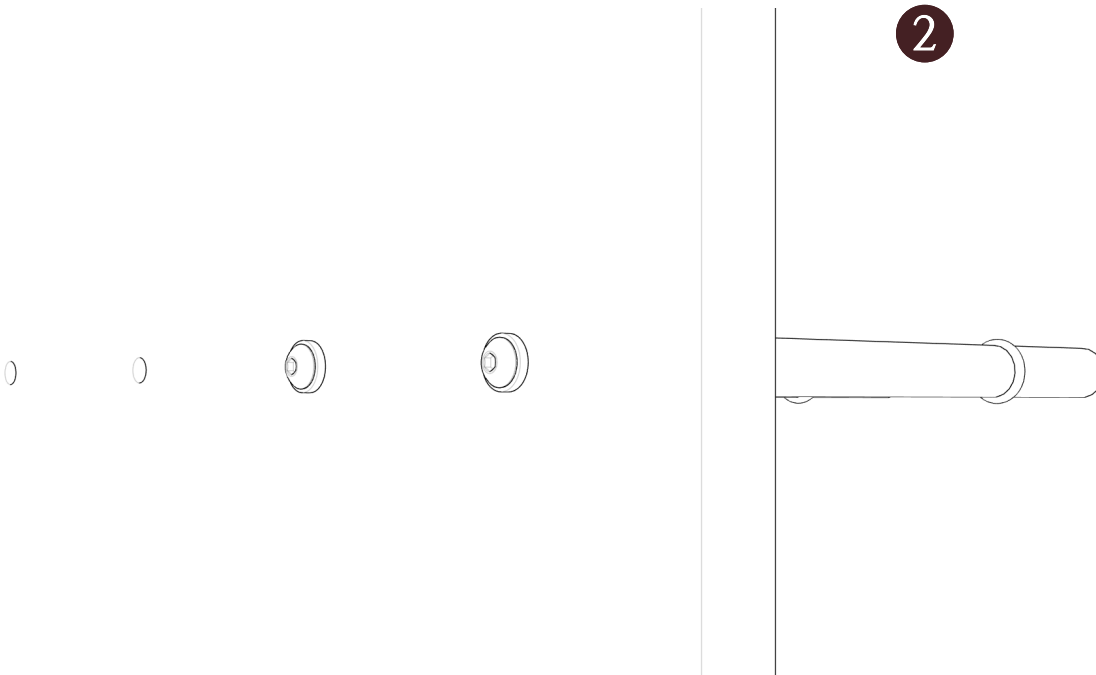
# Simple Assembly

1




The Panel is supplied pre-drilled with your selection of storage rod options.

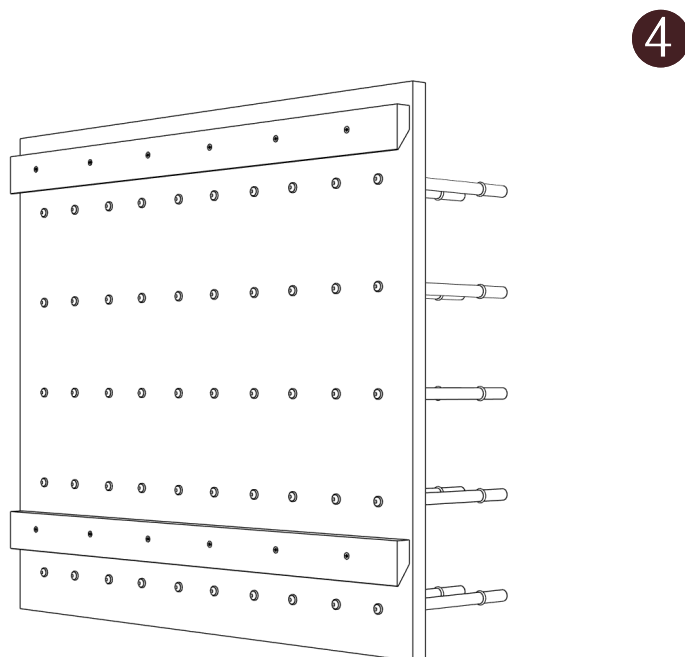
2



Using the fixings provided – assemble the rods, tightening behind.



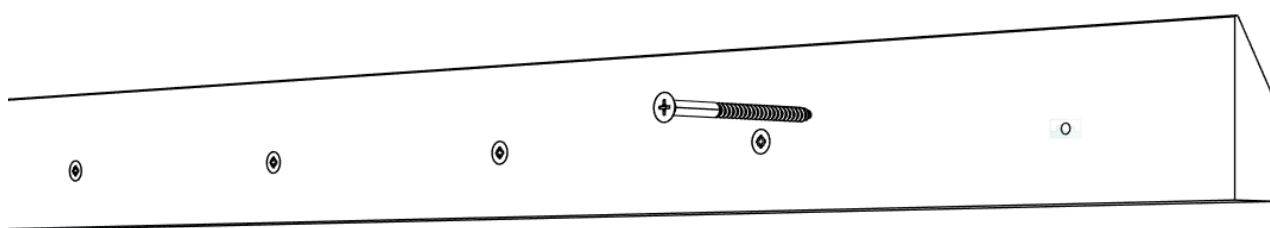
Screw the 2no. panel Split battens the rear of the panel.



Assembled panel ready for install. For more detail refer to CM installation guide.

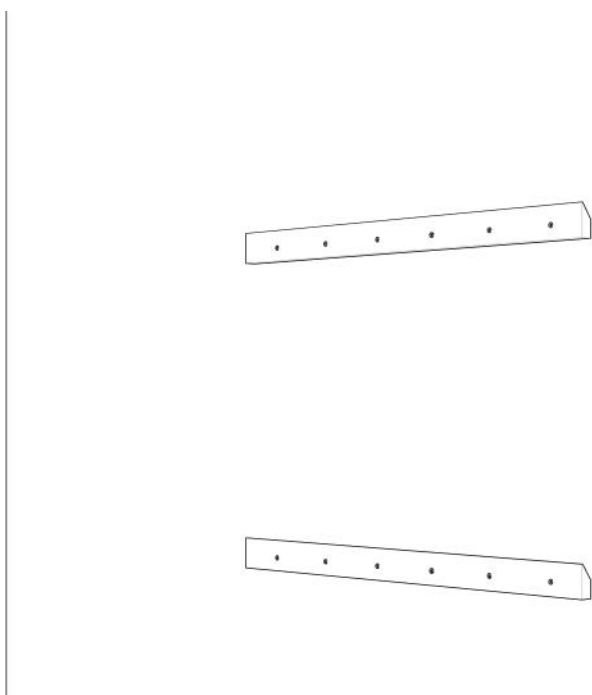
# Installation of the panels.

1



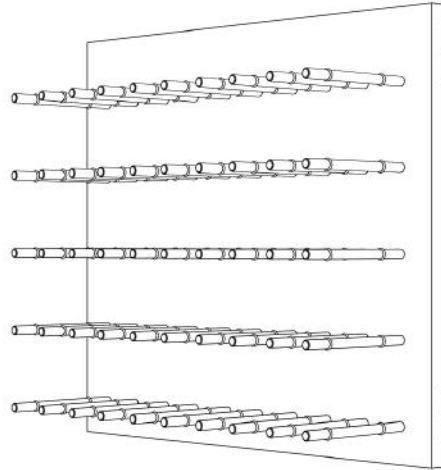
Install the 2no. split battens back to the wall using suitable fixings.

2



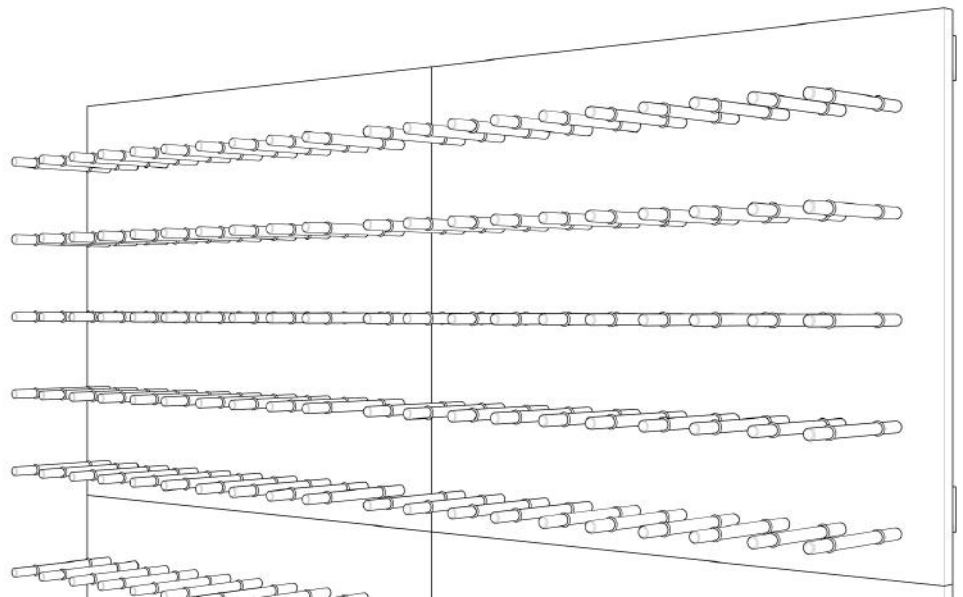
Ensure the correct spacing and level when installing multiple battens

3



Hang the assembled panel on to the wall using the split-batten system.

4



Continue installing panels. For more detail refer to CM installation guide.





Standard wine bottles and case storage.  
Capacity for 27no. 75CL bottles.



Panel Ref. BOX



Standard wine bottles 'neck out'  
Capacity for 25no. 75CL bottles.



Panel Ref. NEC



Jeroboam bottle storage.  
Capacity for 2no. 3L bottles



Panel Ref. JER



Magnum (1.5L) bottle storage.  
Capacity for 4no. 1.5L bottles



Panel Ref. MAG





Standard wine bottles - Double 'Label out' storage  
Capacity for 12no. 75CL bottles




Panel Ref. LAB

## Feature Series

Timber backing panels are available in a wide variety of colours and finishes.

Choose from the standard Oak finishes or any RAL colour. (spray painted semi-matte).


Custom finishes are available.



Black Oak.



Brown Oak.




Grey Oak.



White Oak.



Standard configuration with Grey Oak Panels



Standard configuration with Brown Oak Panels



Standard configuration with Black Oak Panels



Standard configuration with White Oak Panels





White Painted Panels:

Ref. NEC

Ref. JER

Ref. LAB

*Metal Framed Bespoke Doors by Cellar Maison.*







Brown Oak Panels:

Panel Types Used:

Ref. NEC

Ref. LAB

*Bespoke Bar, Spirits display and Frameless Glass by Cellar Maison.*



White painted finish panels:  
Ref. LAB

*Bespoke Niche and Timber Glass Screen by Cellar Maison.*





Black Oak Panels:  
Ref. LAB  
Ref. NEC  
Ref. JER  
Ref. BOX

*Bespoke Niche by Cellar Maison.*

## Explore & Inspire

---

Our passion at Cellar Maison is inspiring our clients to challenge conventional thinking and push the boundaries to explore and discover a new world of innovative wine storage possibilities.

## Craft & Design

---

Our forte and specialism is blending cutting edge design with innovative engineering techniques and craftsmanship to create perfectly tailored wine storage and display solutions – each unique to our clients' discerning tastes.

## Implement & Manage

---

We manage implementation and support our clients throughout the entire process to deliver an exceptional customer experience.

## Curate & Enjoy

---

Ultimately, we enhance a lifestyle experience with bespoke after-care solutions centred around our clients' curation and enjoyment of fine wines.

Get in touch:

---

UK / EUROPE +44 (0)203 6333 286

AUS / NZ +64 (0)27 5433 055

[info@cellarmaison.com](mailto:info@cellarmaison.com)

[www.cellarmaison.com](http://www.cellarmaison.com)

Studio A00, Parkhall Business Centre  
40 Martell Road, London, SE21 8EN

