

2026

SANTA FE





For the crew that stands out while getting out there.

Stand-apart style on top of do-anything capability. It's no secret what makes the 2026 Hyundai Santa Fe special, especially with a design that attracts so much attention. You can see its distinction chiseled on surfaces that express equal parts Sport and Utility. One look at its chrome grille pattern, signature H-shaped headlamps and LED taillights tells you Santa Fe is ready to trek into the future with confidence.


Step inside Santa Fe, and you'll quickly see what else makes it special! Three rows of seating for up to seven passengers – family-sized space in a mid-sized package. In back, a terrace-like cargo space adds an expansive area for camping and tailgating. This is roominess that invites you to roam, ready for everyday adventures around town and beyond city limits.

Whether you're running errands or escaping for the weekend, you will delight in the innovation that surrounds you. An available Panoramic Curved Display integrates

12.3" digital instrument cluster and infotainment system displays into a fluid curved screen oriented toward the driver. Want more peace of mind on every journey? Santa Fe comes with Hyundai SmartSense, a comprehensive suite of safety and driver-assist technologies that includes advanced features like available Highway Driving Assist¹ and Remote Smart Parking Assist²

Santa Fe hybrid and gas-powered models also give you wide-ranging choices to fit your needs. An SE base trim comes with abundant standard equipment. Santa Fe SEL adds even more popular features and value. The XRT trim ups the ruggedness with standard All Wheel Drive and off-road styling additions, while Limited and Calligraphy trims offer our highest levels of premium content.

The secret is out about the Hyundai Santa Fe, a 2025 North American Utility Vehicle of the Year™ Finalist. So get out there and find out for yourself.



SANTA FE Calligraphy in Earthy Brass Matte

Two roads to adventure: Hybrid electric. Or gas.

Hyundai Santa Fe is available with your choice of compelling powertrain options. Want your new Santa Fe in electrified form? Santa Fe Hybrid models pair a 44.2 kW electric motor and high-voltage lithium-ion battery pack with a turbocharged Smartstream 1.6L inline-four engine and 6-speed automatic transmission to deliver a combined output of 231 horsepower and 271 lb-ft of torque.

Equally impressive is its fuel-efficiency – up to an EPA-estimated 37 MPG around town.³ With Hybrid EV efficiency and the availability of HTRAC All Wheel Drive, Santa Fe Hybrid is designed for enjoying the outdoors – and protecting the environment.

If more horses under the hood is what you prefer, Santa Fe rewards you with a gasoline-powered 277-horsepower Smartstream 2.5L Turbo. Its 311 lb-ft of torque delivers a maximum towing capacity of up to 3,500 pounds.⁴ Need more towing capacity? Santa Fe XRT tows up to 4,500 pounds.⁴ Trailer Sway Control comes standard on every trim level.⁵

Santa Fe's Drive Mode Select lets you dial in your driving dynamic. Select Sport mode for more aggressive throttle response and shift points. The My Drive mode lets you customize powertrain settings and steering feel to your taste.

Got snow? On models equipped with available All Wheel Drive, Snow mode optimizes traction for driving on wintry roads. Like to venture way out there? Terrain Mode on the XRT trim allows you to select specific AWD settings for mud and sand.

However far and wide you traverse, you'll enjoy a hushed ride thanks to Santa Fe's attention to acoustic details. Everything from the design of subframe bushings and engine mounts to the shape of the windshield helps isolate you from harsh road vibrations and wind turbulence. So there's less noise. And more poise.



SANTA FE Hybrid Calligraphy



Drive Mode Select



Steering wheel paddle shifter



Shift-by-Wire gear selector



SANTA FE XRT with HTRAC All Wheel Drive



SANTA FE Hybrid Calligraphy in Earthy Brass Matte

The best way out there? In here.

At Hyundai, we know how you get to the Great Outdoors is as important as actually being there. So we made Santa Fe's inside a rewarding and easy space for travel. Its long wheelbase provides exceptional legroom for passengers in the 2nd and 3rd rows. And the available 2nd-row power folding captain's chairs feature a cushion angle adjustment, so you're likely to hear 'ahhs' of relaxation to go with 'oohs' for the scenery.

Santa Fe's available dual automatic temperature control with 2nd- and 3rd-row air vents quickly achieves the perfect cabin temperature. Throughout the interior, eco-friendly materials create soft-to-the-touch surfaces on the headliner, instrument panel, doors and seats. The modern amenities extend to high-power USB charge ports in the first two rows – standard on every Santa Fe trim level. There are even available USB ports for the third row.

Beyond its conveniences and spacious comfort, Santa Fe prioritizes cargo loading with wider rear access. A hands-free power liftgate with auto open lets you customize the opening height.⁶ And fully foldable 2nd- and 3rd-row seats create a terrace-like space at the rear liftgate opening. Between the front seats, there's another innovation from Hyundai Design: The first bi-directional, multi-level center console storage space that can be opened by either front or rear passengers.

Up top, an available power dual-pane sunroof makes it easy to let the outdoors inside. Outside, grab handles concealed within the exterior C-pillar are available to help reach any cargo stowed on the raised roof side rails.⁷ This is smart space design for the open spaces.



Height-adjustable hands-free smart liftgate with auto open



Bi-directional center console storage compartment



Driver seat Integrated Memory System



3rd-row USB ports and climate controls



2nd-row captain's chairs with power fold & dive, power reclining/tilting



SANTA FE Calligraphy in Gray Nappa Leather

Find new angles on safety.

The 2026 Santa Fe features a suite of advanced safety and driver-assistance technologies known as Hyundai SmartSense. It's an integrated system of cameras, radar sensors and ultrasonic sensors that monitor your surroundings from nearly every angle to help protect you and your passengers.⁸ Both trims are also equipped with a Surround View Monitor¹¹ and forward/side/reverse parking sensors that help you confidently navigate crowded parking areas.

Santa Fe Limited and Santa Fe Calligraphy exemplify the SmartSense approach to safety by enhancing standard Blind-Spot Collision Warning⁹ with a Blind-Spot View Monitor¹⁰ that displays video within the instrument cluster. The innovation doesn't stop there. Santa Fe features a Driver Attention Warning¹² system that monitors driving attentiveness and warns when you might need to take a break. The Calligraphy trim level even includes a camera-based rearview mirror that helps improve night vision and offers clear views behind your vehicle when the rear seats or cargo area are full.

Hyundai SmartSense Technologies

Safe Exit Assist | Rear Occupant Alert **6**

Blind-Spot Collision Warning **2**

4 Lane Following Assist

Rear Cross-Traffic Collision-Avoidance Assist **3**

1 Forward Collision-Avoidance Assist

5 Highway Driving Assist





1. Forward Collision-Avoidance Assist

When the front-facing camera and radar detect a vehicle, pedestrian or cyclist in your path, or an oncoming car when turning left in an intersection, your Hyundai warns you of a potential collision. If necessary, the system may automatically apply emergency braking to help avoid a collision.¹³



2. Blind-Spot Collision Warning

If your Hyundai detects a vehicle in your blind spot while the turn signal is on, it issues an alert before you change lanes to help avoid a collision. It also monitors for vehicles approaching from behind to help prevent collisions when you are pulling out of a parallel parking spot.⁹



3. Rear Cross-Traffic Collision-Avoidance Assist

Backing out of a parking space and wondering whether there is cross traffic coming your way? This feature helps warn you of another vehicle approaching from the side. If necessary, your Hyundai may automatically apply braking to help prevent a collision.¹⁴



4. Lane Following Assist

Using Santa Fe's front-facing camera to detect lane markers on the road, this feature assists the driver's steering to help keep you centered in your lane. It even helps determine a virtual path based on the movements of the preceding vehicle.¹⁵ Meanwhile, haptic feedback through the steering wheel helps remind you to keep your hands on the wheel.



5. Highway Driving Assist

Acting as your copilot on freeways, this available feature helps keep you centered in your lane while also maintaining a set speed and distance from the vehicle in front. It can use navigation map data to automatically adjust for changing speed limits and reduce your speed when it detects you're approaching a curve in the road. The system can even respond to vehicles that drive too close in the adjacent lane and assist in making lane changes.¹



6. Safe Exit Assist | Advanced Rear Occupant Alert

After you park, Safe Exit Assist issues an alert when a vehicle is detected to be approaching from behind, letting the driver know it may not be safe for passengers to open the street-side door.¹⁶ An available Advanced Rear Occupant Alert feature can help remind the driver to check the 2nd-row seats for kids or pets after turning off the engine.¹⁷

Escape to luxury. Santa Fe offers you two ways.

If you prefer a bit more refinement in your adventures, start with Santa Fe Limited. Everyone is greeted by luxuries like premium leather seating, ventilated front seats and heated 2nd-row seating. The driver is treated to a heated steering wheel and an Integrated Memory System for the power driver seat.

Looking for something stunning? A panoramic curved screen integrates two bright 12.3" displays – one for gauges and one for infotainment. Need to back into a tight parking space? Let Limited's Remote Smart Parking Assist do the work.² When you're ready to rock, a Bose® 12-speaker premium audio system offers big, bold sound. For the ultimate in entertainment, Wi-Fi + Streaming¹⁸ lets you connect all of your devices, even tablets and computers, and stream your favorite content. It will also stream Amazon Music and SoundCloud directly through your sound system.

Santa Fe Calligraphy adds another level of premium features. Quilted Nappa leather seating surfaces cradle everyone in comfort, while a Driver Relaxation Seat distributes your body pressure to simulate a weightless position – optimal for resting. Power-reclining captain's chairs delight those seated in the 2nd row.

Calligraphy relaxes you in innovative ways as well. There's no need to take your hands off the steering wheel – or your eyes off the road – to touch a screen or buttons. Dynamic Voice Recognition lets you control infotainment and vehicle functions using voice commands,¹⁹ while a 12" color Head-up Display projects driving vitals onto the windshield in fighter-jet fashion so you can keep looking forward.



Remote Smart Parking Assist



BOSE
Better sound through research.

HD Radio™
Technology

Android Auto™
Apple CarPlay®

SiriusXM®
Satellite Radio

Dynamic Voice
Recognition



Dual wireless phone charger



Camera-based rearview mirror



Calligraphy quilted Nappa leather seats



SANTA FE Calligraphy in Gray Nappa Leather

Introducing Bluelink+: No fees. No trial. No worries.

With the introduction of Bluelink+, Hyundai has become the first automotive brand to offer its suite of connected car features to new car purchasers at no extra cost. Bluelink is complimentary with the purchase of your new 2026 Hyundai Santa Fe.²⁰

Bluelink features technologies designed to help keep you safe – from automatic collision notifications and automatic emergency assistance if your airbags deploy, to enhanced roadside assistance that sends your exact location to a roadside assistance associate.²¹ Bluelink also includes helpful maintenance features like remote diagnostics and monthly vehicle health reports. All complimentary with your 2026 Santa Fe new-vehicle purchase for the life of the supporting wireless network technology.²²

Our MyHyundai with Bluelink app turns your compatible smartphone, smartwatch or home assistant device into a Bluelink remote control that can unlock your Santa Fe's doors – even start the vehicle and climate controls – before you leave your house, office or restaurant.²³

Enter your Santa Fe using a compatible smartphone or wearable device equipped with our available Digital Key 2 Premium, and your radio and navigation presets are automatically restored via your Bluelink personal profile.²⁴ Apple Wallet®, Google Wallet® and Samsung Pass® let you share your digital key with trusted friends and family members²⁵ – as the primary driver, you control when a shared key can be used, paused or canceled.



Automatic Emergency Assistance

Bluelink+ offers you 24/7 SOS Emergency Assistance as well as Automatic Collision Notification that can call for help if you're in an accident where your vehicle's airbags deploy.²¹



Over-the-Air Software Updates

Convenience is elevated with Over-the-Air software updates that keep your infotainment and available navigation system up-to-date without requiring a dealership trip.²⁶



Driver Profile Management

Save navigation searches, radio presets and driver seat position settings to your secure Bluelink account, and you can remotely update and push them to your Hyundai.



Remote Vehicle Controls

Use your smartphone, smart speaker or wearable device to remotely start your Hyundai's engine, set the cabin temperature, activate the heated front seats and more.²⁷



Remote Vehicle Status

Wondering how much fuel is in your tank? If the liftgate is closed or the available sunroof is open? Your MyHyundai with Bluelink app quickly puts those answers at your fingertips.



Hyundai Pay

Paying for fuel or parking is easy with the Hyundai Pay feature. It lets you find and complete payments for fueling or reserve parking directly from your vehicle touchscreen.²⁸



SANTA FE Calligraphy in Earthy Brass Matte

SANTA FE SE

2.5L Turbo GDI/MPI Engine



277 HP

311 LB-FT **Popular Features**

- Height-adjustable hands-free smart liftgate with auto open
- Bi-directional center console armrest with two-level storage
- 12.3" color touchscreen display with AM/FM/HD Radio™
- Wireless Android Auto™ and Apple CarPlay®
- Optional HTRAC All Wheel Drive

SANTA FE Limited

2.5L Turbo GDI/MPI Engine



277 HP

311 LB-FT **Popular Features**

- Ventilated front seats / Heated 2nd-row seats
- Blind-Spot View Monitor and Surround View Monitor
- Remote Smart Parking Assist
- 2nd-row captain's chairs with power fold & dive, power reclining/tilting
- Bose® premium audio with 12 speakers

SANTA FE Hybrid SEL

1.6L Turbo GDI Hybrid Engine

231 NET HP

271 LB-FT



Popular Features

- Raised roof side rails
- 8-way power driver seat plus power lumbar support
- H-Tex® seating surfaces and heated front seats
- Advanced Rear Occupant Alert / Forward Attention Warning
- Digital Key 2 Premium / 3rd-row USB ports

SANTA FE SEL

2.5L Turbo GDI/MPI Engine



277 HP

311 LB-FT **Popular Features**

- Raised roof side rails
- Dual automatic temperature control
- H-Tex® seating surfaces and heated front seats
- 8-way power driver seat plus power lumbar support
- Digital Key 2 Premium / 3rd-row USB ports

SANTA FE Calligraphy

2.5L Turbo GDI/MPI Engine



277 HP

311 LB-FT **Popular Features**

- Unique 21" alloy wheels with dark finish
- Premium finish grille / Dark chrome C-pillar Assist Handle
- Full-display digital rearview mirror with HomeLink®
- Quilted premium Nappa leather seating surfaces
- Driver seat with Relaxation function

SANTA FE Hybrid Limited

1.6L Turbo GDI Hybrid Engine

231 NET HP

271 LB-FT



Popular Features

- Ventilated front seats / Heated 2nd-row seats
- Blind-Spot View Monitor / Surround View Monitor
- Dual wireless phone charger
- Bose® premium audio with 12 speakers
- 2nd-row captain's chairs with power fold & dive, power reclining/tilting

SANTA FE XRT

2.5L Turbo GDI/MPI Engine



277 HP

311 LB-FT **Popular Features**

- Higher ground clearance and all-terrain tires
- Gloss black front grille
- 12.3" navigation system / Dual wireless phone charger
- Rugged interior trim and accents
- HTRAC All Wheel Drive / 4,500-lb maximum towing capacity (with trailer brakes)

SANTA FE Hybrid SE

1.6L Turbo GDI Hybrid Engine

231 NET HP

271 LB-FT



Popular Features

- Up to an EPA estimated 36 combined MPG
- Height-adjustable hands-free smart liftgate with auto open
- 12.3" color touchscreen display with AM/FM/HD Radio™
- Dual automatic temperature control
- Optional HTRAC All Wheel Drive

SANTA FE Hybrid Calligraphy

1.6L Turbo GDI Hybrid Engine

231 NET HP

271 LB-FT



Popular Features

- Quilted premium Nappa leather seating surfaces
- Driver seat with Relaxation function
- Blind-Spot Collision-Avoidance Assist
- Full color Head-up Display
- Full-display digital rearview mirror with HomeLink®


Interior Colors




Black Cloth SE



Gray Cloth SE



Black H-Tex® SEL/XRT



Gray H-Tex® SEL



Black Leather Limited




Gray Leather Limited



Pecan Brown Leather Limited



Black Nappa Leather Calligraphy



Gray Nappa Leather Calligraphy



Pecan Brown Nappa Leather Calligraphy

Exterior Colors



Serenity White



Shimmering Silver



Hampton Gray




Ecotronic Gray




Rockwood Green




Atlantis Blue



Terracotta




Ultimate Red



Phantom Black



Ecotronic Gray Matte



Earthy Brass Matte

Wheels

18" Alloy Wheel SE / SEL



18" Alloy Wheel Hybrid SE / SEL



18" Alloy Wheel XRT



20" Alloy Wheel Limited / Hybrid Limited



20" Alloy Wheel Hybrid Calligraphy



21" Alloy Wheel Calligraphy



Exterior Dimensions	SANTA FE SANTA FE Hybrid
Wheelbase	110.8 in
Overall Length	190.2 in
Overall Width	74.8 in
Overall Height (with roof side rails)	67.7 (69.7) in

Interior Dimensions	SANTA FE SANTA FE Hybrid
Headroom – front (with sunroof)	41.1 (40.2) in
Headroom – 2nd row (with sunroof)	40.6 (39.6) in
Headroom – 3rd row	37.7 in
Legroom – front / 2nd row (Hybrid) / 3rd row	44.4 / 42.3 (41.5) / 30.0 in

Interior Dimensions	SANTA FE SANTA FE Hybrid
Shoulder Room – front / 2nd row / 3rd row	59.5 / 58.1 / 53.5 in
Passenger Volume (Hybrid)	152.0 (151.0) cu ft
Cargo Capacity – behind front / 2nd row / 3rd row	79.6 / 40.5 / 14.6 cu ft
Total Interior Volume (Hybrid)	166.6 (165.6) cu ft

SANTA FE | SANTA FE Hybrid

Power&Handling	S5	S7L	XRT	Ltd	Calli	SE	SEL	Ltd	Calli
277 hp/311 lb-ft Smartstream 2.5L Turbo GDI/MPI 4-cylinder engine	●	●	●	●	●	●	●	●	●
231 net hp Smartstream 1.6L Turbo GDI 4-cylinder hybrid engine with 44.2 kW high-power density motor	●	●	●	●	●	—	—	—	—
Idle Stop & Go	●	●	●	●	●	—	—	—	—
8-speed automatic transmission	—	—	—	—	—	●	●	●	●
6-speed automatic transmission	●	●	●	●	●	○	○	○	○
Column-mounted Shift-by-Wire gear selector with paddle shifters	○	○	●	○	○	●	●	●	●
HTRAC All Wheel Drive	●	●	●	●	●	●	●	●	●
Drive Mode Select	●	●	●	●	●	●	●	●	●
Electronic Parking Brake with Automatic Vehicle Hold	●	●	●	●	●	●	●	●	●
Trailer Sway Control	●	●	—	—	—	—	—	—	—
Exterior Features	●	●	XRT	Ltd	Calli	—	—	Ltd	●
Automatic headlights with High Beam Assist	—	—	●	●	●	—	—	—	●
LED Daytime Running Lights and LED taillights	—	—	●	●	●	—	—	—	—
LED projector-type headlights with LED accents	●	●	●	●	●	—	—	—	●
Premium finish grille and dark chrome C-pillar Assist Handle	—	—	—	—	—	—	—	—	●
XRT gloss black grille and C-pillar Assist Handle	—	—	●	—	—	—	—	—	●
Acoustic-laminated windshield and front side glass	—	●	●	●	●	—	—	—	●
Side mirrors with turn signal indicators	—	—	●	●	●	—	—	—	●
Power-folding side mirrors	—	—	—	●	●	—	—	—	●
Raised roof side rails	●	●	●	●	●	—	—	—	●
Power tilt-and-slide sunroof	●	●	●	—	—	—	—	—	●
Dual-pane sunroof	—	—	—	●	—	—	—	—	●
Height-adjustable hands-free smart liftgate with auto open	—	—	●	—	—	—	—	—	●
Rain-sensing windshield wipers	—	●	—	●	—	—	—	—	—
Interior & Convenience Features	—	—	XRT	Ltd	Calli	—	—	Ltd	●
Proximity Key with push-button start	—	—	●	●	●	—	—	—	●
12.3" digital instrument cluster	—	—	—	●	●	—	—	—	●
Full color Head-up Display	—	●	—	—	—	—	—	—	—
8-way power driver seat with 2-way power lumbar support	—	—	—	—	—	—	—	—	—
8-way power driver seat with 4-way power lumbar support	—	—	●	—	—	—	—	—	—
Power front passenger seat	—	●	—	●	—	—	—	—	—
Driver seat with Relaxation function	—	—	—	●	—	—	—	—	—
H-Tex® seating surfaces	—	—	—	—	—	—	—	—	—
Leather-trimmed seating surfaces	—	—	●	—	—	—	—	—	—
Quilted premium Nappa leather seating surfaces and eco-suede headliner	—	—	—	●	—	—	—	—	—
Heated front seats	—	—	—	●	—	—	—	—	—
Ventilated front seats, heated 2nd-row seats and heated steering wheel	—	—	●	●	—	—	—	—	—
Integrated Memory System for driver seat	—	—	—	●	—	—	—	—	—

Interior & Convenience Features	S5	S7L	XRT	Ltd	Calli	S5	S7L	Ltd	Calli
Leather-wrapped steering wheel	●	●	●	●	●	●	●	●	●
Bi-directional center console armrest with two-level storage compartment	●	●	●	●	●	●	●	●	●
Reclining 60/40 split fold-flat 2nd-row seats with center armrest	—	—	●	○	—	—	—	○	—
2nd-row captain's chairs with power fold & dive, power reclining/tilting	—	—	—	●	—	—	—	●	—
2nd-row side-window sunshades and ambient LED interior lighting	—	—	—	●	—	—	—	●	—
Dual automatic temperature control	—	●	●	●	●	●	●	●	●
2nd-row air conditioning vents	●	●	●	●	●	●	●	●	●
Remote Smart Parking Assist	—	—	—	●	—	—	—	●	—
Full-display digital rearview mirror with HomeLink®	—	—	—	—	—	—	—	—	—
Smart Cruise Control with Stop & Go	●	●	●	●	●	●	●	●	●
Advanced Safety Features	●	●	XRT	Ltd	Calli	●	●	Ltd	Calli
Forward Collision-Avoidance Assist with Pedestrian/Cyclist Detection and Junction Turning Detection	●	●	●	●	●	●	●	●	●
Lane Keeping Assist and Lane Following Assist	●	●	●	●	●	—	—	—	—
Driver Attention Warning	●	●	●	●	●	●	●	●	●
Forward Attention Warning	●	●	●	●	●	●	●	●	●
Safe Exit Assist and Rear Occupant Alert	—	—	●	●	—	—	—	—	—
Blind-Spot Collision Warning	—	—	●	●	—	—	—	—	—
Blind-Spot Collision-Avoidance Assist	—	—	—	—	—	—	—	—	—
Blind-Spot View Monitor and Surround View Monitor	●	●	—	—	—	●	●	—	—
Highway Driving Assist (HDA HDA 2)	—	—	●	—	—	—	—	—	—
Parking Distance Warning – Reverse/Forward	●	●	●	—	—	—	—	—	—
Parking Distance Warning – Reverse/Forward/Side	—	—	—	—	—	—	—	—	—
Rear Cross-Traffic Collision-Avoidance Assist	—	—	●	—	—	—	—	—	—
Parking Collision-Avoidance Assist – Reverse	—	—	—	●	—	—	—	—	—
Navigation-based Smart Cruise Control with Curve Control	—	—	—	—	—	—	—	—	—
Audio & Connected Car Technology	●	S7L	XRT	Ltd	Calli	●	●	Ltd	Calli
12.3 color touchscreen display with AM/FM/HD Radio	—	—	—	—	—	—	—	—	—
12.3" navigation system	●	●	●	●	●	●	●	●	●
SiriusXM® Satellite Radio	●	●	●	●	●	●	●	●	●
Wireless Android Auto™ and Apple CarPlay®	—	—	●	●	—	—	—	—	—
Wi-Fi hotspot + Music Streaming	—	—	●	●	—	—	—	—	—
Bose® premium audio with 12 speakers	—	—	—	—	—	—	—	—	—
Wireless phone charger (single dual)	●	●	—	—	—	●	●	—	—
Over-the-Air software updates	—	●	●	●	—	—	—	—	—
Digital Key 2 Premium	●	●	●	●	●	●	●	●	●
Bluelink+ Connected Car System	●	●	●	●	●	●	●	●	●
USB ports: Front (1 data/charge + 1 charge), 2nd row (2 charge) USB ports: 3rd row (2 charge)	—	—	●	●	—	—	—	—	—

● Standard ○ Optional — Not Available Ltd = Limited Trim Calli = Calligraphy Trim

SANTA FE
EPA MPG Estimates (City/Highway/Combined)

20/28/23 MPG 8-Speed A/T

FWD SE / SEL / Limited / Calligraphy

20/28/23 MPG 8-Speed A/T

AWD SE / SEL / Limited / Calligraphy

19/25/21 MPG 8-Speed A/T

AWD XRT

SANTA FE Hybrid
EPA MPG Estimates (City/Highway/Combined)

37/36/36 MPG 6-Speed A/T

FWD SE / SEL / Limited / Calligraphy

35/34/34 MPG 6-Speed A/T

AWD SE / SEL / Limited / Calligraphy

EPA estimates for comparison only. Mileage may vary. Your actual mileage will vary with options, driving conditions, driving habits and the vehicle's condition.

America's Best Warranty

POWERTRAIN LIMITED WARRANTY
10 YEARS

100,000 MILES

NEW VEHICLE LIMITED WARRANTY
5 YEARS
60,000 MILES

MILES

ANTI-PERFORATION WARRANTY
7 YEARS

UNLIMITED MILES

24/7 ROADSIDE ASSISTANCE
5 YEARS

UNLIMITED MILES

HYBRID/EV DIRECT ENERGY COMPONENTS
10 YEARS

100,000 MILES



Our commitment to Hyundai owners does not end with the transfer of keys. Wherever the road takes you, we have got your back with Hyundai Owner Assurance, an umbrella of services and benefits that includes America's Best Warranty, 24/7 Roadside Assistance, innovative safety and car care features... and more.

America's Best Warranty claim based on total package of warranty programs. See your Hyundai dealer or visit HyundaiUSA.com for LIMITED WARRANTY details and HyundaiUSA.com/Assurance for Owner Assurance details and limitations. While the information contained in this brochure is based

on the latest information available at the time of publication, specifications and equipment can change. Feature comparisons based on competitor information available at the time of publication. Although the information in this brochure is believed to be correct, accuracy cannot be guaranteed. No warranty or guarantee is being extended in this brochure, and Hyundai reserves the right to change product specifications and equipment at any time, without notice, without incurring obligations. Some vehicles are shown with optional equipment. Specifications apply to U.S. vehicles only. Please contact your Hyundai dealer or visit HyundaiUSA.com for current vehicle specifications or details on any of the programs or services listed here.

Footnotes

¹Highway Driving Assist (HDA) and Highway Driving Assist 2 (HDA 2) are for highway use only and can help keep the vehicle centered in its lane while maintaining a safe distance from the vehicle ahead only when the lane markings are clearly visible on the road and should not be used in poor weather, heavy or varying traffic, or on winding or slippery roads. HDA and HDA 2 will not work under all circumstances and will not prevent loss of control. Driver remains responsible to slow or stop the vehicle to avoid a collision. See Owner's Manual for details and limitations. ²Remote Smart Parking Assist (RSPA) can help remotely park the vehicle. However, several factors can impact RSPA performance. RSPA may not function correctly if one or more of the parking sensors is damaged, dirty or covered, or if weather conditions (heavy rain, snow or fog) interfere with sensor operation. Always inspect the parking area with your own eyes. See Owner's Manual for details and limitations. ³2026 FWD SANTA FE Hybrid SEL: 37 City / 36 Hwy / 36 Combined MPG. EPA estimates are for comparison only. Your actual mileage will vary based on options, driving conditions, driving habits and the vehicle's condition. ⁴Towing capacity varies by configuration. 3,500 lb. maximum towing capacity requires SANTA FE SE, SEL, Limited or Calligraphy trim and installation of aftermarket towing equipment. 4,500 lb. maximum towing capacity requires SANTA FE XRT trim and installation of aftermarket trailer brake controller and trailer brakes. See Owner's Manual for proper use and additional information.

⁵Trailer Sway Control can help stabilize the vehicle when it detects that the trailer is swaying or oscillating due to various weather and road conditions. When the system detects some trailer sway, the front and rear brakes may be applied automatically, and engine power can be reduced to help stabilize the trailer. See Owner's Manual for details and limitations. ⁶The hands-free power liftgate opens when your Proximity Key is within 3 feet of the detection area for at least 3 seconds. Radio transmitters and other smart keys may interfere with normal operation. Please consult your Owner's Manual for details and limitations. ⁷Raised roof side rails not equipped on SANTA FE SE. ⁸Safety features vary by model and trim level. For details, refer to the Features chart in the back of this brochure or visit HyundaiUSA.com. ⁹Blind-Spot Collision Warning (BCW) assists the driver by warning of other cars in the blind-spot region. There are limitations to the function, range, detection and clarity of the system. It will not detect all vehicles or objects in the blind spot. Its operation depends on the size, distance, angle and relative speed difference between your Santa FE and other vehicles. BCW may not operate if sensors are obscured in any way. BCW is a supplemental system, and the driver must still be attentive and exercise caution when driving. It is the driver's responsibility to be aware of the surroundings and ensure it is clear before changing lanes or directions. See Owner's Manual for details and limitations. ¹⁰The Blind-Spot View Monitor (BVM) assists the driver in changing lanes by providing a live view of the blind spots on either side of the vehicle and sounding an audible alert if another vehicle is detected. The turn signal must be activated, and other system limitations apply. Do not rely exclusively on BVM. It is the driver's responsibility to be aware of the surroundings and ensure it is clear before changing lanes or directions. See Owner's Manual for details and limitations. ¹¹The Surround View Camera System is a parking support system. The Surround View Monitor cannot completely eliminate blind spots, may not detect every object, and does not warn of moving objects. Always check your surroundings before moving your vehicle. See Owner's Manual for details and limitations. ¹²It is the driver's responsibility to remain alert at all times. Driver Attention Warning is only a warning to inform the driver of a potential lack of driver attention or drowsiness. It does not detect and provide an alert in every situation. See Owner's Manual for details and limitations. ¹³Forward Collision-Avoidance Assist (FCA) with Pedestrian and Cyclist Detection helps detect vehicles, pedestrians and cyclists, but not in all conditions. FCA is designed to assist drivers to avoid, or reduce the severity of, collisions with cars that have slowed or stopped in front of them. It is a supplemental assist and does not replace the need for extreme care and attention by the driver. FCA may not stop the vehicle completely and will not avoid all collisions. Junction Turning helps the driver avoid collisions involving turning left at an intersection by applying the opposing front brake only when an oncoming vehicle is detected in the opposing lane. There are limitations to the function, detection, range and clarity of the system. Junction Turning may not function correctly if one or more of the sensors is damaged, dirty or covered, or if weather conditions (heavy rain, snow or fog) are interfering with sensor operation. It will not prevent loss of control. This driver assistance system is not a substitute for safe driving. See Owner's Manual for details and limitations. ¹⁴Rear Cross-Traffic Collision-Avoidance Assist (RCCA) is designed to notify drivers of approaching cross-traffic behind the vehicle. When another vehicle is detected while your car is backing out of a parking spot, it provides audible and visual display warnings and applies braking if it senses a collision is imminent. RCCA is active when your car is in reverse gear and backing at a speed less than 6 mph. It only engages during the first activation of reverse gear from park and may not detect all vehicles. Never rely exclusively on RCCA. Always look over your shoulder and use your mirrors to confirm rear clearance. There are limitations to the function, detection, range and clarity of the system. See Owner's Manual for details and limitations. ¹⁵Lane Following Assist (LFA), when actively engaged with Smart Cruise Control or Highway Driving Assist, helps keep your vehicle centered in its lane when the lane markings are clearly visible on the road. LFA will not work under all circumstances and will not prevent loss of control. LFA is a supplemental assist and does not replace the need for extreme care and attention by the driver. See Owner's Manual for details and limitations. ¹⁶When the vehicle is parked, Safe Exit Assist (SEA) can alert occupants planning to exit the vehicle when another vehicle is approaching from behind. SEA does not work in all situations and is not a substitute for driver or passenger attentiveness. Always be aware of your surroundings and attentive of approaching vehicles. See Owner's Manual for details and limitations. ¹⁷When your vehicle is parked and the engine has been turned off, Rear Occupant Alert can help to alert the driver if the rear door(s) have been opened at any point after the vehicle was unlocked at the beginning of the journey. Upon turning the engine off, Rear Occupant Alert will provide a visual alert on the instrument cluster. Rear Occupant Alert is not a substitute for driver attentiveness. Never leave a child unattended in a vehicle. See Owner's Manual for details and limitations. ¹⁸Wi-Fi Hotspot + Streaming is available on select 2026 and newer Hyundai models. Requires trial or paid data plan, active Hyundai BlueLink account and acceptance of Hyundai Motor America Connected Services Terms and Conditions. Coverage and service are not available in all areas. Cellular and GPS coverage is required. Streaming services are provided by third parties and subject to their fees, terms and conditions. Wi-Fi Hotspot + Streaming trial begins on activation date and expires at the end of three months or after 3 GB of data is used, whichever comes first. Activation may take up to 24 hours. Paid data plan required upon end of Wi-Fi Hotspot + Streaming trial. Limit one trial per vehicle. Up to 5 devices can be supported using in-vehicle connectivity. Only use Wi-Fi and connected devices when safe to do so. See <https://www.verizon.com/support/hyundai-connect-legal/> for terms and conditions. ¹⁹Speak in a normal voice and minimize background noise for best results. See Owner's Manual for further details and limitations. ²⁰BlueLink+ is available to purchasers and lessees of new 2026 and newer BlueLink-equipped Hyundai models. BlueLink+ requires an active BlueLink subscription agreement subject to the Connected Services Terms and Conditions. Only use BlueLink features and corresponding devices when safe to do so. Cellular and GPS coverage is required. Features, specifications and fees are subject to change. ²¹BlueLink agents will contact existing emergency service responders. ²²All BlueLink services rely on digital wireless telecommunications technology outside of our control and in the control of the wireless carriers who provide the telecommunications technology. 4G LTE cellular networks are controlled and maintained by third-party wireless carriers. Telecommunication technologies have been known to change over time. If and when these networks change and discontinue services, or the underlying technology required to support BlueLink is obsolete, then the connected services will not work and we will be forced to cancel impacted subscription services. ²³Requires active BlueLink Advanced subscription (complimentary for the original owner). Remote climate control available on properly equipped models with fully automatic temperature control. Remote stop only available when in remote start mode. ²⁴Near Field Communication (NFC) digital key requires a compatible iPhone, Apple Watch, Google Pixel or Samsung Galaxy phone. Not all Android, Apple or Samsung devices are compatible. Digital key sharing requires an active BlueLink Advanced subscription (complimentary for the original owner). See your Owner's Manual for details and limitations. ²⁵Apple is a registered trademark of Apple Inc. Samsung is a registered trademark of Samsung Electronics Inc. Google Wallet is a trademark of Google LLC. ²⁶Fees apply for map and multimedia Over-the-Air (OTA) updates after an initial three-year period of complimentary updates. Three-year term starts from the new vehicle date of first use. Features, specifications and fees are subject to change. ²⁷Dual automatic temperature control and heated front seats not equipped on SANTA FE SE. ²⁸Hyundai Pay is available on select 2021-2026 model year Hyundai vehicles equipped with BlueLink and touchscreen navigation. Requires an active Hyundai BlueLink mobile app account, subject to the Connected Services and Hyundai Pay Terms and Conditions. Cellular and GPS coverage is required. Only use BlueLink features and corresponding devices when safe to do so. Valid Visa, MasterCard or American Express credit card must be linked to Hyundai Pay. Credit card eligibility and terms are determined by the card issuing bank. Hyundai Pay is currently accepted at select gas stations, charging stations and parking facilities (collectively, "Merchants") in the U.S. Participating Merchants may not operate in all states or locations. Additional Merchant terms and fees may apply. Features, specifications, fees and availability are subject to change. Please visit Owners.HyundaiUSA.com for more information.



Hope comes standard on every Hyundai.

Each time we sell a Hyundai, a portion goes to Hyundai Hope On Wheels® to help find a cure for childhood cancer. Over the last 27 years, Hyundai Hope On Wheels has donated \$275 million to pediatric cancer research. Hope is our greatest feature. And it comes standard on every Hyundai.

For more information, please visit HyundaiHopeOnWheels.org.



Learn more online.

Visit HyundaiUSA.com to build and price your SANTA FE, compare competitors, search dealer inventory and more. Just scan the QR code with your smartphone and go.



SANTA FE



SANTA FE Hybrid