



## Level 1 Literacy Program

**A comprehensive and proven program that connects systematic phonics instruction with meaningful reading.**

**Streamlined Level 1** is a collection of lessons, assessments, and connected activities that comes from the CR Success Learning Program. It combines a research-based sequence of instruction with explicit lessons that are both teacher-friendly and engaging for students. These lessons will streamline teaching for you and learning for your students.

**Streamlined**  
Level 1

**Each series is fully decodable and written sequentially.**

**Sunshine Readers** - non-fiction stories using short vowel words with consonant digraphs, blends and content words

**Sam and Tux Readers** - Predictable stories using speech bubbles and other techniques to provide interesting stories

**Bridge Book Readers** - These readers introduce other spelling patterns (CVCe words, inflectional suffixes)

**Tales of Friends** - Each story presents more complex phonic patterns, using the systematic phonics scope and sequence of the CR Success Readers

CR Success Learning  
**Readers**



### The Next Generation of Word Study

The **Wordsmith** Programs are aligned to the CR Success Learning Reading Program. The Wordsmith Programs teach word study, spelling concepts, and writing skills in an interactive, highly engaging and memorable manner. Authentic activities teach concepts that students can apply to reading and writing.

**wordsmith**



### Handwriting with Purpose

**Home Run Handwriting** has students practice printing letters, letter combinations, and words that are directly related to CR Success reading and word study programs. Designed by an occupational therapist, lines, spaces, methods of practice, fine and gross motor activities have all been carefully considered. The program promotes and develops accurate and fluent writing.

**Home Run**  
Handwriting




## Streamlined Level 1

**Streamlined Level 1** provides a 29-unit literacy curriculum. Level 1 is taught by units, which could be transferred into weeks, as each unit has five days of instruction. CR Success used the term “unit” to recognize that some lessons might need to be extended or accelerated. Each unit’s plan includes the following:

- Specific student outcomes
- List of materials to prepare
- Thorough descriptions of the phonetic concept
- Ideas and materials for Independent Work Centers
- Word lists and sentences
- Activities for T.R.I.C.K.y Words (high-frequency sight words)
- Read Aloud Lesson Plan that connects excellent literature to phonetic concept being studied
- Lesson Plans for an introductory lesson and three lessons using the Magnetic Folders
- Progress monitoring materials and directions, with recommendations for next steps and differentiation

### Curriculum for Streamlined Level 1:

- builds the neural pathways that are necessary for fluent reading
- develops essential and advanced phonemic awareness (blending, segmenting, manipulating phonemes)
- promotes understanding of phonetic concepts (consonants, consonant digraphs and blends, short and long vowels, common vowel teams) in both one-syllable and multisyllabic words
- introduces all six syllable types
- teaches inflectional suffixes and basic prefixes
- advances recognition of high-frequency sight words in context
- requires students to practice their new phonetic skills by reading, with fluency and comprehension, decodable books
- fosters understanding of close reading skills and basic comprehension skills
- expands and scaffolds writing skills, including writing mechanics (sentence structure and rules, spelling), short constructed responses, and opinion, narrative, and informative writing

# Streamlined Level 1

### Key Features

- **Based on the Science of Reading:** *Level 1* builds the neural pathways that are necessary for fluent reading.
- **Research -Based:** The methodology is based on current literacy research.
- **Multisensory:** The activities in *Level 1* engage the student using multiple senses and multiple pathways of learning. *Level 1* uses stories, songs, gestures, magnetic folders, and visual posters.
- **Hands-On Learning:** Every activity is designed to promote the full and active participation of the student.
- **Explicit and Sequential:** The lessons have clear directions, explicit teacher language, and clearly defined time management
- **Reinforces Learning:** Students learn to apply learning to real reading and writing by using the *CRSL Readers Wordsmith Program*.
- **Teacher Friendly:** *Level 1* is designed by teachers for teachers; preparation is kept to a minimum and supportive materials are easily organized.
- **Cross-Curricular:** Other academic areas are connected through vocabulary (Science, Social Studies, Language Arts and Math), math story problems, and non-fiction passages.
- **Multicultural:** The Read-Aloud lesson plans connect the phonetic concept and theme of the decodable book with richly diverse literature.
- **Differentiated:** *Level 1* embeds formative instruction and suggestions on how to use the data to differentiation both the pace and the presentation of concepts.
- **Part of Sequential Program:** *Level 1* is the third program in the CR Success Reading Program



### Foundations Level 1 Kit Includes:

- **Foundation Reference Manual**  
This reference manual covers literacy theory and procedures for teaching the Magnetic Folder Lesson, vocabulary and comprehension theory instruction, and reviews the scope and sequence of CR Success Foundation Reading.
- **Streamlined Level 1 Manual**  
Daily lesson plans, with descriptions of materials, including Anchor Charts, detailed teacher language, and progress monitoring/summative assessments.
- **Streamlined Level 1 USB Drive**  
The USB drive contains all digital material, including Black Line Masters and Songs & Chants.
- **CR Success Concept Book**  
This book depicts the 25 CR Success phonetic concepts through stories, songs, gestures, and word examples. 43 full-size visual posters are paired with the concepts for a true multi-sensory presentation.
- **Alphabet Wall Cards**
- **Steps of the Magnetic Folder Lesson Poster**
- **Teacher Magnetic Letter Set**  
100 large magnetic letter tiles


Foundations Level 1 Kit

FDKT-1

\$529







**Bridge Book Readers** (8 titles)

Each set of eight books provides decodable stories to emphasize words with Closed Syllables, Silent Magentic e Syllables, and Open Syllables, along with selected sight words. Jim, Liz and their pets, Sam and Tux, are familiar characters. The stories have true plots, with characters, setting, and problems. The text complexity is at the first grade level. The books may be purchased as one set of eight titles or as a Small Group Reading Set, with 6 sets of books and a digital teacher's guide.

Bridge Book single set of 8 titles **RE-3 \$58**


Teacher's Guide for Bridge Books (CD or digital download upon reuest) **TGCD-3 \$35**

Bridge Book Small Group Reading Set, 6 sets of books and Teacher's Guide (CD or digital download upon reuest) **GRS-3 \$299**

<p>Jim puts his box on top of Liz's box. The boxes look like a castle.</p> <p>10</p>	<p>Jim has a mask. He acts like a dragon. Liz has a crown. She acts like a princess.</p> <p>11</p>
--	--

**Sunshine Readers** (5 titles)

5 titles of non-fiction stories using short vowel words with consonant digraphs, blends and content words.



<p>Between <b>summer</b> and <b>winter</b>, we have <b>fall</b>.</p> <p>12</p>	<p>We have four <b>seasons</b> in all. <b>Winter, spring, summer</b> and <b>fall</b>.</p> <p>13</p>
--	---


Sunshine Readers single set of 5 titles **RE-2 \$36**

Teacher's Guide for Sunshine Readers (digital download) **TGD-2 \$35**

Sunshine Small Group Reading Set, 6 sets of books and digital teacher's guide **GRS-2 \$185**

### Sam and Tux Readers (8 titles)


Predictable stories using speech bubbles and other techniques to provide interesting situations featuring Sam and Tux, the pets of Jim and Liz.



Sam and Tux single set of 8 titles **RE-6 \$58**  
 Teacher's Guide for Sam and Tux (digital download) **TGD-6 \$35**  
 Small Group Reading Set, 6 sets of books and digital teacher's guide **GRS-6 \$299**


### Tales of Friends Readers (16 titles)

Each set of sixteen books provides decodable chapter books to emphasize words with the phonetic concepts which have been taught in Level 1. Jim, Liz and their pets, Sam and Tux, are familiar characters; new characters are introduced. The organization of the text includes these multiple characters and, occasionally, two storylines. The plot is more complex; relationships between characters are developed, as are characters' feelings and motivations. The narrative, written in short paragraphs with dialogue, is sustained over several chapters. The text complexity ranges from the mid-first grade level to the end of second grade level.



TOF single set of 16 titles **RE-4 \$78**  
 Teacher's Guide for Tales of Friends (CD or digital download upon request) **TGCD-4 \$35**  
 TOF Small Group Reading Set, 6 sets of books and digital teacher's guide **GRS-4 \$370**

## Level 1 Materials ala carte



### Foundation Reference Manual (212 pages)


This manual covers the research-based literacy theory behind the *CR Success Foundation Reading Programs*. (Levels K-3). It delineates the procedures for teaching the Magnetic Folder Lesson, which develops phonemic awareness and phonetic concepts. It presents vocabulary, fluency, and comprehension theory instruction, with practical applications to the CRSL Readers. It includes the entire scope and sequence for each of the CRSL programs. This is the training manual that explains the “what, why, and how” of each aspect of instruction. It is essential for all teachers implementing *CR Success Foundation Reading*.

FRM-1 \$169

### Streamlined Level 1 Manual (346 pages)

Includes Streamlined Level 1 Black Line Masters on USB Flash Drive (digital download available upon request)

This comprehensive manual presents summative and formative assessments, 29 units of daily lesson plans, complete descriptions of routines/procedures, ideas for Centers, read-aloud lessons plans, Anchor Charts, suggestions for differentiation, and organizational tools. The digital materials provide all the Black Line Masters for the program.




STM-1 \$179

Steps of the Magnetic Folder Lesson	Student Response
Purpose	
Warm Up	
Spell Sounds	
Read Sounds	
New Concept	
Spell Syllables	
Read Syllables	
Spelling Journal	
Closure	

### Steps of the Magnetic Folder Lesson Poster

This poster is a visual reminder for the teacher of the sequence of steps to teach the Magnetic Folder Lesson. The Lesson Plan is based on the Gradual Release Model (I Do - We Do - You Do) and follows a process of review, teaching the new concept, guided practice, and independent practice. (11" x 17")

SMFL-P \$12



**CR Success Concept Book** (104 pages)

This book depicts the 25 CR Success phonetic concepts through stories, songs, gestures, and word examples. 43 full-size visual posters are paired with the concepts for a true multisensory presentation. (13" x 9.5")

**CB-1 \$169**

**Concept 2**  
**Consonant Teams**

**Consonant Teams**

**Two consonants will team together to spell one brand new sound: sh, wh, th, ch, qu, ng.**

**Teach the Story**

A team works together. Sometimes two consonants will team together to spell one new sound. We have /sh/ the quiet team (finger to lip) and /wh/ the birthday team (hold out index finger and blow).

**sh wh**

We have /th/ the rude team (make dismissive gesture) and /ch/ the Karate chop team (hand chops onto other palm).

**ch th**

We have /qu/ the queen team (make royal wave) and /ng/ the king team (pick top of nose).

**qu ng**

**Gesture**

**Two consonants** (hold up C shape on both hands) **team together!** (bring C shapes together and raise up as one circle) to make **ONE BRAND NEW SOUND.**

**Sound Changes**

Spell: /sh/ /wh/ /th/ /ch/ /qu/ /ng/

Read: **sh wh th ch qu ng**

**Examples**

sh	shop, fish	ch	chin, chop
wh	when, whip	qu	quit, quiz
th	that, math	ng	song, lung

**Magnetic Folder**

**sh th ch wh qu ng**

Photocopying is Prohibited

**Alphabet Wall Cards**

These cards are used to show the uppercase and lowercase letter, with the correct letter formation, and the sound-action picture. These cards are intended to be displayed in the classroom throughout the year. (31 cards, 8.5" x 11")

**FS-AWC \$35**




(actual size)

**Foundation Teacher Magnetic Letter Sets**

100 large magnetic letter tiles

**TLS-2 \$69**





**Lesson 4** Overview and Preparation


**Wordsmith Words with Consonant Teams (sh, wh)**

WORD LIST

rush  
wish  
fish  
cash  
shop  
ship  
shut  
when  
whiz  
whip

CHALLENGE WORDS

whiff  
friendship  
shipwreck  
vessel



**Highlights of Common Core Standards**

**RF.1.2.D** Segment spoken single-syllable words into their complete sequence of individual sounds.

**L.1.2.D** Use conventional spelling for words with common spelling patterns.  
*(Closed Syllables with an emphasis on consonant digraphs, sh, wh).*

**Background Knowledge**

Students will learn that the sound of /sh/ is spelled sh and the sound of /wh/ is spelled /wh/. Our Concept Story is: *Two consonants team together to spell one brand new sound.* Teach the gestures for each consonant team:

/sh/	quiet team	hold finger to lips
/wh/	birthday team	pretend to blow out a candle (index finger)

**Differentiation**

Circle the Challenge Words on the Family Newsletter for those students who consistently score 100% on the final assessment. Students who score 60% or less may be given half of the list.

**Material Preparation** – one copy for each student

**Monday:** Family Newsletter (*BL Master 4-1ab*) and Word Cards (*BL Master 4-2*)

**Tuesday:** Class Book (*BL Master 4-3*)

**Wednesday:** Quick Check (*BL Master 4-4*)

**Friday:** Weekly Assessment (*BL Master 4-5*)

42 TEACHER'S GUIDE FOR LEVEL 1  
Photocopying is prohibited.

## Wordsmith Level 1 Teacher's Guide (206 pages)

The manual is user-friendly, with scripts that include guidelines for differentiating instruction for students who are advanced or who are struggling. There are 30 weeks of instruction with assessment worksheets to monitor progress.


Digital files for extra worksheets and assessment will be provided upon request.

**WM-1 \$99**

## Wordsmith Level 1 Student Workbook (146 pages)

The uniquely designed student workbook engages the students with multisensory, inquiry-based activities. There are 30 weekly units; each unit focuses on a specific phonetic concept and presents ten words plus one irregular word. All units include five lessons that help the students explore the concept, use phonological skills, develop writing/grammar skills, and apply the concept to new words with the same concept.

Package of 5  
**WWK-1**  
**\$55**




4

### Wordsmith Words with Consonant Teams (sh, wh)

rush  
wish  
fish  
cash  
shop  
ship  
shut  
when  
whiz  
whip

- I have the ( cot / cash ) to **shop**.
- I ( wash / wish ) I had a **fish**.
- He is a ( whiz / whip ) at math.
- ( Will / When ) do you have to **rush**?
- Mom can ( win / whip ) the milk.
- I am on the ( shop / ship ).
- ( Shut / Hut ) the lid on the box.




**COVERS**

Two consonants team together to spell one brand new sound.

CR Success Wordsmith – Level 1 Lesson 4 – Explore It 17

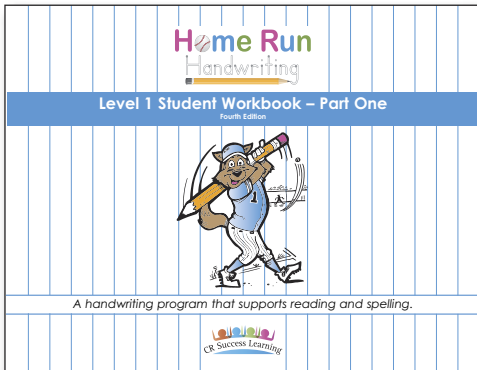




## Home Run Handwriting Level 1 Teacher's Guide

(96 pages) is user-friendly, with scripts for fun, action-action packed activities that follow a predictable routine. The multisensory approach engages the student and makes learning memorable. The easy to follow, step-by-step teacher guide provides 30 weeks of instruction for daily activities.

HTM-1  
\$79



**i** Short bat goes down, then lift up and dot. To make the letter for /i/.

**n** Short bat goes down, then bounce one time. To make the letter for /n/.

Score

5/5

21

CR Success Home Run Handwriting - Level 1

<b>WEEK 2:</b>	<b>WEDNESDAY</b>	<b>i</b>	<b>n</b>
Lesson Plan: <b>Letters i and n</b>			
Student Workbook page 21			
<b>Warm-ups</b>	<b>3 minutes</b>	Choose one or two of these activities: Cross Crawl Marching, Clapping Games, Windshield Wipers, Backward Circles, Shoulder Squeeze, Chair Pushups	
<b>Starting Lineup</b>	<b>2 minutes</b>		
<b>Vocabulary Review</b>	Short bat down, lift up, dot, bunt	Say: We will practice four letters today. All are short bat strokes. Remember, a short bat stroke starts in the middle and goes straight down. Let's draw 3 short bat strokes in the air. (Students air write the strokes three times each.)	
<b>Coaching</b>	<b>2 minutes</b>		
<b>Materials</b>	Teacher - overhead or SMART Board		
	Say: Watch me demonstrate. I will show you the /i/. I will say a chant as I trace the letter.	<b>i</b>	
	Short bat goes down, then lift up and dot. To make the letter for /i/.		
	Say: Watch me demonstrate. I will show you the /n/. I will say the chant.	<b>n</b>	
	Short bat goes down, and then you can bunt. To make the letter for /n/.		
<b>Book Practice</b>	<b>7 minutes</b>		
<b>Materials</b>	Student workbooks, teacher - overhead or SMART Board		
<b>Distribute Books</b>	Students will turn to page 21.		
<b>Handwriting Rap</b>	Repeat rap with students. Watch to see that students are sitting correctly, placing the paper at the correct angle, and holding the pencil correctly.		
<b>Book Practice</b>	Say: Look at the letter /i/. We will do one together. Put your pencil tip on the starting dot, go down to home base line, lift up and dot. Now look at the letter /n/. We will do one together. Put your pencil tip on the starting dot, go down to home base line, curve up to the line drive line, and bunt.		
	After students have practiced each letter with you, have them complete the row of letters. Rove the classroom, observing students' work		
<b>Self Evaluation</b>	Say: Look at your two letters. Let's score with the Four S's. Do they start on the line drive line? Does the letter /i/ have a dot above the bat? Does the letter /n/ have a bunt? Circle your MVP, your most valuable letter		
Lesson continued →			
CR Success Home Run Handwriting		Level 1	Page 47

**Home Run Handwriting Level 1 Student Workbook** (102 pages) was planned by an occupational therapist to promote accurate practice that is carefully supported through starting points for letters, letter models, and shaded handwriting lines.

Package of 5  
**HWK-1**  
**\$49**