


VOLUME 106 • NUMBER 2


# The Linking Ring

FEBRUARY 2026



**DICK BARRY**

OFFICIAL PUBLICATION OF THE INTERNATIONAL BROTHERHOOD OF MAGICIANS

A grand stage with red curtains and a large chandelier.

Step Into the Spotlight

# Enter the I.B.M. Magic Competitions

The Gold Medal for Stage Magic  
The Gold Cups for Close-up Magic

Showcase your magic, compete for **Big Cash Prizes**, and join the ranks of past competitors who have gone on to perform at **FISM, The Magic Castle, and beyond!**

This is your chance to shine on the global stage and make your mark in the world of magic.

Competition finals July 22-25 in St Louis MO. Registration is now open.  
Contests chairs : Lady Sarah and Keith Fields.

**For more information [magician.org/contest](http://magician.org/contest)  
or email [IBMMagicContest@gmail.com](mailto:IBMMagicContest@gmail.com)**





**WE WANT  
YOUR FEEDBACK**

## **It's Feedback February! Thursday, February 19, 2026**

Join the February Ring Leaders call to share your feedback, help shape improvements, hear updates from the mid-year Board meeting, and preview what's coming next for our organization.



Open to all members. Go to [magician.org>member resources](https://magician.org/member-resources) for Zoom details.

# The International Brotherhood of Magicians

Founded in 1922 by  
Len Vintus, Gene Gordon, and Don Rogers.

## HEADQUARTERS OFFICE

### INTERNATIONAL EXECUTIVE SECRETARY

Sindie Richison

13 Point West Blvd., St. Charles, MO 63301

(636) 724-2400 • FAX (636) 724-8566

office@magician.org

I.B.M. Website: [www.magician.org](http://www.magician.org)

## INTERNATIONAL OFFICERS BOARD OF TRUSTEES

### INTERNATIONAL PRESIDENT

Stephen Levine

stephenlevineibm@gmail.com

### INTERNATIONAL PRESIDENT ELECT

Jason Michaels • [m@jasonmichaelsmagic.com](mailto:m@jasonmichaelsmagic.com)

### INTERNATIONAL VICE PRESIDENT

JKeith Fields • [keith@kiethfields.com](mailto:keith@kiethfields.com)

### INTERNATIONAL SECRETARY

Simone Marron

5735 Joshuaupoint Ct., Las Vegas, NV 89120

(904) 838-9897 • [simone@marrons.us](mailto:simone@marrons.us)

### INTERNATIONAL TREASURER

Charles Arkin • [carlinlaw1@aol.com](mailto:carlinlaw1@aol.com)

## EXECUTIVE COMMITTEE

Scott Cantrell • (423) 507-9469

Jeffrey Sobel • (850) 677-1436

Matt Stanley • (937) 546-2022

Mike Woodward • (859) 608-2558

Eric Schuster • (404) 402-6714

Vincent Reres • (718) 619-7539

## LIVING PAST INTERNATIONAL PRESIDENTS

Dr. William A. Wells, Donald E. Wiberg,

Dr. William E. Spooner, Michael J. Gorman, Dr. Jep Hostetler,

John R. Browne III, Jack K. Greenberg, Michael Stratman,

David Sandy, Tony Wilson, Roger Miller, Joan Caesar,

Rolando Santos, Vanni Pulé, Bill Evans, Shawn Farquhar,

Joe M. Turner, Oscar Muñoz, Bob Patterson, Michael Finney,

Alex Zander, Stephen Bargatze, Ken Scott, Billy Hsueh,

Charles Arkin, Mike Dunagan

## LEGAL ADVISOR

Timothy "Tim" Vient

(ISSN 0024-4023)

USPS NO. 314-460

# The Linking Ring

Official Journal of  
The International Brotherhood of Magicians

## EXECUTIVE EDITOR • BUSINESS MANAGER

Samuel Patrick Smith

E-mail: EXECUTIVE EDITOR • BUSINESS MANAGER

[editor@magician.org](mailto:editor@magician.org)

## ASSISTANT EDITORS

Dale Salwak, Rolando Santos

## ASSOCIATE EDITORS

Gary R. Frank, Jason Goldberg, Scott Humston,

Chip MacGregor, Dr. Steven Schlanger, Ron Sylvester

## RING REPORTS AND RING EVENTS EDITOR

Lauren Jurgensen

E-mail: [ringreports@magician.org](mailto:ringreports@magician.org)

## ADVERTISING MANAGER

Dawn Hofmeister

E-mail: [advertising@magician.org](mailto:advertising@magician.org)

## WEBMASTER

Simone Marron

E-mail: [webmaster@magician.org](mailto:webmaster@magician.org)

## GRAPHIC DESIGN

Jessica Friend, Matthew Sharpe, Reena Kamboj

## PRODUCTION AND ART SERVICES

Tony's Studio

E-mail: [tonyjadu@aol.com](mailto:tonyjadu@aol.com)

## OFFICIAL PHOTOGRAPHER

Michael Messing

**THE LINKING RING** (ISSN 0024-4023) is published monthly by the International Brotherhood of Magicians. Office of Publication, 13 Point West Blvd., St. Charles, MO, 63301, for members only. Annual dues, \$60.00, includes \$20.00 for 12 issues. PERIODICALS postage paid at St. Louis, MO and other places. ©2026 by the International Brotherhood of Magicians. All rights reserved under international and Pan-American conventions. Reproduction of THE LINKING RING magazine in whole or in part is forbidden without prior written permission. For airmail, address changes, and other official business, contact our International Executive Secretary (see above). POSTMASTER: Send address changes to THE LINKING RING, 13 Point West Blvd., St. Charles, MO 63301.



# The Linking Ring

FEATURED ARTICLES

Volume 106 Number 2 February 2026

## 14 OUR COVER: DICK BARRY

Dick Barry says his success has been a combination of good luck, hard work, and a passion for doing his best. Who better to write his profile than Philip Henderson who met him nearly thirty years ago at a Ring 313 meeting in Southern California.

## 20 MAGICAL TRIP

"Most people take their first solo trip to Europe in their twenties," reflects associate editor Ron Sylvester. "I waited until I was sixty-six." His magical vacation took him through London's West End, Piccadilly, and the Edinburgh Festival Fringe.

## 38 AUSTRALIA'S HOUDINI

Shawn Messinier's interview with Arthur Coghlan – shortly before the Australian magician's passing last year – includes his recollections of an illustrious career, plus memories shared by his daughter, Helen.

## 42 INSIDE THE WIZARD'S WORKSHOP

Bill Winters launches a new column about magic prop builders, beginning this month with a profile of Chance Wolf.

## 46 A PORTRAIT OF THE PROFESSIONAL: A MOTHER'S LOVE

Dale Salwak writes of the many performing artists whose mothers created nurturing environments for their talents to flourish.



### Columns

- 10 FROM THE EDITOR
- 11 THE PRESIDENT'S PAGE
- 49 FROM OUR UK CORRESPONDENT
- 56 MARKETING MAGIC
- 65 TEACHING MAGIC
- 68 POLISHING THE RINGS

### Departments

- 52 YOUTH TRIVIA
- 76 SICK & CONVALESCENT
- 104 BROKEN WAND
- 143 APPLICATIONS/ REINSTATEMENTS

### Trick Section

- 77 MICHAEL STELZER ONE-MAN PARADE
- 96 BAMBOOZLERS
- 97 CARD CORNER
- 100 AUTO-MAGIC

### Miscellaneous

- 12 PICTURES FROM THE PAST
- 26 EVENTS
- 37 WHAT IS YOUR RING DOING?
- 45 DID YOU KNOW?
- 55 AUSTRALIA
- 60 MAGIC AND MEMORIES
- 70 MODULO-NINE
- 75 CONJURER'S FOOLOSOPHY



The I.B.M. logo is a registered trademark of the International Brotherhood of Magicians.



## **YEAR-ROUND HEALTH INSURANCE**

### **ALSO AVAILABLE:**

ACCIDENT INSURANCE

LIFE INSURANCE

DISABILITY INCOME

LONG-TERM CARE INSURANCE

MEDICARE SUPPLEMENTS

HEART, CANCER, STROKE INSURANCE

DENTAL & VISION INSURANCE

BUSINESS OWNERS' INSURANCE

AND MORE!

ARE YOU WILLING TO ROLL THE DICE?



THE BUYING POWER OF 300 NATIONAL ASSOCIATIONS...  
BECOMES YOUR BUYING POWER.

**SAVE UP TO 50% ON YOUR PREMIUMS  
AS AN IBM MEMBER!**

**WWW.ASSOCIATIONPROS.COM/IBM**

**888-450-3040**

# GENII

**Have you seen the new *Genii*?**

It's chock-full of new voices, new insights, and new magic.



**SUBSCRIBE TODAY!**

**Subscriptions start as low as \$69.**

Print and digital magazine subscriptions grant you instant access to our 89-year digital archive, which includes *MAGIC Magazine*, an annual visit to The Magic Castle\*—and now, full access to the new *Genii* Magic website.

**geniimagic.com**

**SUBSCRIBE NOW**

ANNUAL RATES IN US: DIGITAL \$69, PRINT+DIGITAL \$115

*\* Some restrictions apply. See website for details.*





# Feel the Power

of this, the second of three magical mechanisms created by Steve Dobson, the "Dai Vernon of the Pacific Northwest." Take a peek:



NTSC / Multi-Region coded

## \$3500

Postpaid Worldwide.

US Funds ONLY

CA residents add 7.25% sales tax.

Send Cashiers Check or Money Order to:

**The Magic Bakery**

P.O. Box 3255, Chico, CA 95927 USA

Credit Cards Accepted thru **PayPal** at:

[www.themagicbakery.com](http://www.themagicbakery.com)



Steve's **MATRIX with a BACKFIRE** sneaks up on the audience, and burns rubber. No extra coins or crazy gimmicks.

In **THE SPONGEBALL TRICK** you'll witness the strongest effects possible with sponge balls, machined together into a single, sleek, stunning piece of engineered excitement.

**THE UNDERCOVER COPS**, which is nothing less than a color-changing sandwich effect, powered by a transposition from Jennings' Visitor, built on a "cops and robbers" chassis.

And for those times when nothing else but raw deceptive power will do, Dobson designed **THE KING THING**, a simple, elegant mystery (two selections vanish from the table and appear in the deck) that leaves everyone in your rear view.

Innovators will be amazed by **FRANTIC LOCATION**, an impossible location effect with Dobson's inspired use of the Klondike shuffle gives this subtle mystery a dose of frenetic energy.

Performers will appreciate **DALEY REVISITED**, featuring new dual enhanced convincing displays, and a solid psychological sell. As a bonus, Steve adds his Triumph-based lead-in, with an insane cutting sequence in the middle.

We've included a vintage TV documentary piece called *Magic is my Business* in which Steve does magic and talks magic. Also incorporated are more interviews, in which Steve discusses the lessons he learned from Dai Vernon and Larry Jennings. And since this wouldn't be the Works without an abundance of extra features, we've included Steve's refinements on the *Erdnase color change*, the *Zarrow shuffle* and additional surprises.



# 2026 GATEWAY

LECTURES, CLOSE UP  
SHOWS, WORKSHOPS,  
DEALERS ROOM

## *close up* CONVENTION



*featuring:* A two hour special lecture by  
Randy Wakeman & Kevin Kelly

**Forty Years Later: A Tribute to Ed Marlo**

**MARCH 26 - 28**



MARK TAMS



LUKE DANCY



CHAD LONG



JASON BANEY & STEFFI KAY



DANNY CHENG



STEVE MYERS



JIMMY ICHIHANA



STEVE FRIEDBERG

**DEALERS: KRANZO MAGIC, TN MAGIC EMPORIUM, STEVE MYERS MAGIC**

THE DOUBLE TREE BY  
HILTON  
1000 EASTPORT PLAZA DR  
COLLINSVILLE, IL 62234  
618 345-2800 CODE: 910

**REGISTRATION \$250.00. No refunds for  
cancellations within 30 days of the event**

**STLSTEVE2009@YAHOO.COM  
BASKERVILLEPRODUCTIONS.COM**



## From the Editor

SAMUEL PATRICK SMITH

*Last month marked the one hundred twenty-fifth anniversary of the birth of my great-uncle, Robert Conrad Smith, who had a profound influence on my magic career. I never think about him without remembering the childhood trips I took with my father to Uncle Conrad's house in Jacksonville, Florida.*

I walked across the street to the parking garage, wondering what I would find at my next destination. After five magical days at the 2015 I.B.M. Convention, I had another stop to make – in Jacksonville's historic Five Points district.

As I made my final turn, ahead on the right I saw 2325 Hershel Street – the last home of my great-uncle, Conrad Smith. I hadn't seen the house in decades. I stood on the sidewalk, transported back in time. There were cars in the driveway, so I was prepared to return from my time-travel and explain myself to the current residents if necessary. Meanwhile I pictured the interior of the house as I knew it forty years ago.

In the living room, to the left of the door leading to the stairway, stood a bookcase. This was Uncle Conrad's repository for back issues of *The Linking Ring*. During my visits, I sat on the floor and pored over them, soaking up names, faces, ideas, and history.

I was twelve years old and lived two hours away. But my dad often took me to Jacksonville for meetings of Ring 130, held at Bob Hutchings' Magic Shack on Griflet Road. We usually spent the night with Uncle Conrad. He would let me look through his copies of *The Linking Ring*, but

he didn't allow me to take them home. I wasn't a member.

Finally, I could stand it no longer. I implored my dad, "If you joined the I.B.M., I could get *The Linking Ring*." Twelve-year-olds weren't eligible, but there was no such restriction on their fathers. So Dad became a member. When I turned sixteen in 1977, Uncle Conrad, along with Burling Hull, sponsored me.

Memories flooded back as I looked at the house from every angle, remembering conversations on the front porch, reliving the fun of helping Uncle Conrad unpack and learn something new he'd ordered from Abbott's. I recalled the delight in his voice as he reached into his coat pocket to show me a trick he had mastered. "This one's a dandy!" he would say.

I soaked in the atmosphere of the house, wondering if anyone inside was questioning why I was taking pictures with my iPhone. I jumped ahead many years past Uncle Conrad's death to 2007, when the I.B.M. Board of Trustees voted to hire me as Executive Editor. I thought about how delighted he would have been. And I considered the coincidence that it happened on January 26, his birthday.

One last time, I walked up and down the street – thinking, reflecting, remembering. It's a beautiful old house – built in 1920 – with a plethora of magical memories within. As Uncle Conrad would say, it's a dandy. It was good to see the place again, but the real magic, I realize more than ever, was in the man who lived there.



Uncle Conrad's.



# President's Page

STEPHEN LEVINE



**The Magic of Giving Back.** In December, I had the privilege of participating in a wonderful event at a special-needs school in Las Vegas. Fielding West, the President of Variety Arts Children's Fund, helped organize the event. David Copperfield donated three "magic" trikes (specialized wheeled vehicles) to three families of special-needs children. After the presentation, Las Vegas regulars David Goldrake, Farrell Dillon, and Lorenzo Clark graciously donated their time to entertain the children, families, and staff. There was a true sense of wonder and joy throughout the room and it motivated me to write this column.

Magic has always been about more than sleight of hand. At best, it's a vehicle for wonder, connection, and hope, three things the world can never have enough of. For generations, magicians have stepped beyond the stage to share a sense of possibility with people who need it most: veterans rebuilding their lives, children in hospitals, and people with special needs. Service work isn't just a noble add-on to a magician's career, it's a powerful extension of the craft itself.

Magicians can use their skills to make a meaningful impact. Many well-known performers have woven charity into the heart of their work.

Veterans' organizations often look for programming that lifts spirits, builds community, and provides moments of levity. Magic fits that need beautifully. A well-performed routine can break through emotional barriers, spark conversation, and offer a rare moment of pure joy.

Through the AMA Outreach Committee, my son and I were able to experience that joy and connection at the VA in West Los Angeles.

**David Copperfield**, one of the most influ-

ential magicians of all time, has long supported veterans through private performances and charitable initiatives. His "Project Magic" program (established in nearly every state and more than thirty countries), originally designed for rehabilitation hospitals, has also been used in veterans' medical centers to help patients regain motor skills and confidence through simple magic techniques ([www.projectmagic.org](http://www.projectmagic.org)).

**Lance Burton**, known for his classic style and generosity, has performed at numerous USO events and veteran fundraisers. His shows often highlight the importance of honoring service members, and he has used his platform to raise awareness for veteran-focused charities. He also helps coordinate the annual teen seminar at the I.B.M. Annual Convention and has performed many times for the WHAS Crusade for Children to help children with special needs.

For magicians looking to get involved, veterans' hospitals, VFW posts, and local support groups are often eager for performers who can bring a sense of camaraderie and entertainment. Close-up magic works especially well in these environments because it encourages interaction and personal connection.

Few places benefit from magic more than children's hospitals. For young patients, the hospital environment can feel overwhelming and isolating. Magic interrupts that experience with laughter, curiosity, and empowerment.

**Shin Lim**, winner of *America's Got Talent*, has made numerous appearances at children's hospitals, performing intimate close-up routines that give kids a front-row seat to impossibility. His calm, elegant style resonates deeply with children who may be

*(continued on page 13)*



# *Pictures from the Past*

THE LINKING RING



Some of the first tricks most magicians wanted to add to their repertoire were a few colorful silks, a deck or two of playing cards, a top hat, and the prized possessions of a Walsh Vanishing and an Appearing Cane. The cane sold by Russ Walsh could be used for an opener, a transposition, a production, and sometimes even a show stopper. Thanks to Russ, scores of magicians, actors, clowns, circus performers, and so many others can thank him for making the cane a popular and easy-to-perform effect. That was only two of the many products Russ made available. To learn more of the life and many ideas of Russ Walsh, turn to page 144.

anxious or in pain. He further hopes to inspire children. In 2025, his “UnLIMited” live show, hosted at the Discovery Children’s Museum in collaboration with the YMCA of Southern Nevada, aimed to inspire young minds through the art of magic, motivation, and community engagement. After the event, Shin stated “Every child deserves to feel seen, heard, and inspired. If today’s event helped even one child believe that their dream is possible, then it was worth every second.”

**Criss Angel**, whose son battled leukemia, has been especially active in supporting pediatric cancer charities. His “HELP” (Heal Every Life Possible) initiative has raised millions for research and treatment, and he frequently performs for children undergoing treatment. That includes granting more than fifty “Make A Wish” wishes.

For magicians interested in performing in hospitals, many facilities partner with organizations like *Magicians Without Borders* or *Open Heart Magic*, which train performers in bedside-appropriate routines and hospital etiquette. The key is sensitivity: routines should be simple, visual, and adaptable to a child’s physical and emotional needs.

Magic can be a powerful tool for individuals with special needs – not only as entertainment but as a form of enrichment. Learning simple tricks can improve fine motor skills, build confidence, and encourage social interaction.

**Kevin Spencer**, a leading figure in therapeutic magic, created the “Hocus Focus” program, which uses magic as a tool for special education. His work has been implemented in classrooms around the world, helping students with autism, ADHD, and developmental disabilities develop communication and problem-solving skills.

**Mac King**, beloved for his comedy-magic style, has supported numerous programs for children with special needs through benefit shows and educational outreach. His approachable persona makes him a natural fit for inclusive performances.

Magicians who want to serve this community can partner with local schools, disability support centers, or therapy programs. Workshops that teach simple tricks are often more impactful than performances alone. The goal is empowerment: giving participants a skill they can proudly share with others.

Magic is uniquely suited to charitable work because it creates immediate emotional transformation. A single trick can shift someone’s mood, spark curiosity, or create a shared moment of joy. For people facing hardship, those moments matter.

Charity work also benefits magicians by:

**Strengthening performance skills** through the development of adaptability and empathy.

**Building community connections** that can lead to new opportunities.

**Reinforcing the deeper purpose of magic**, which (for me) is to inspire wonder and connection.

Many magicians describe their charity performances as some of the most meaningful moments of their careers. When applause comes not from ticket buyers but from someone who truly needed that moment of joy, the impact is profound.

Magic has always been about possibility. This is not about “great exposure” or potential contacts. When we use our craft to serve others, we remind people, especially those facing hardship, that the world still holds wonder. Whether performing for veterans rediscovering joy, children fighting illness, or individuals with special needs building confidence, we as magicians have the power to make a real difference. And in doing so, you will elevate the art of magic itself.



# DICK BARRY

By Philip Henderson

As I pulled up to Dick Barry's home, I knew I was in the right location when I spotted a 1918 Model "T" Ford parked in front. The vintage truck, a 1918 Ford Depot Hack, bore a sign identifying the vehicle as the property of magician Dick Barry. After I finished interviewing Dick for this story, he gave me a ride around the neighborhood in this wonderful truck. This was my first ride in a Model "T." I was pleasantly surprised at how smoothly the vehicle moved around the hills of San Clemente.

The 1918 Model "T" is a recent acquisition for Dick. However, this is not his first experience owning a vintage Ford. As a teenager in Ohio, Dick purchased a 1928 Model "A" Ford for \$50.00 against his mother's orders and had a lot of fun driving it around. Sixty years later, he obtained this Model "T" from an eBay auction and named the car "Jennie," after the vanishing elephant from Harry Houdini's trick in his 1918 grand illusion show.

Dick was born and raised in Medina, Ohio, about thirty miles south of Cleveland. If you've heard of Medina, it's probably because of its "sweetness": the

town is famous for manufacturing beekeepers' supplies and honey products. Dick's grandfather was a world-renowned beekeeper. He didn't inherit his grandfather's love for bees, but he did begin



*Dick Barry and his wife Gwen.*



*Left: With Doug Henning, to whom Dick sold his “Champagne Goldfish Miracle” effect in the 1970s. Right: Dick trained his trick parrot Nacho to help him perform magic for elementary school kids, part of his community safety work for the Santa Monica Police Department.*

performing simple magic tricks when he was eight years old. His interests turned to sports and motorcycles once he got to high school. After graduation, Dick stayed in Ohio and worked as a bus driver. When a friend told him about a trip his family was planning to California, Dick decided to join them. He never expected to spend the rest of his life in the sunny Golden State.

Upon arriving in California in 1956, Dick found work as a bus driver in Santa Monica. When he noticed that some police officers in California rode motorcycles, he thought that would be the job for him. He’d owned a Whizzer motor bike as a fourteen-year-old and had later ridden several different motorcycles in Ohio. After driving a bus for about a year, he joined the Santa Monica Police Department, where he worked for thirty years until he retired in 1987.

Dick held many positions within the police department, including jail duty, patrolling, juvenile detective work, and (of course) eight years as a motorcycle officer. He also presented safety programs for young people. Then, in 1970, the perfect

opportunity arose: he became the SMPD’s “Officer Bill,” a role often known today as a school resource officer. This was also Dick’s first step toward becoming a semi-professional magician.

“Officer Bill” is a nickname that some police departments use for officers who work as community service ambassadors in elementary schools. As Officer Bill, Dick taught safety rules to elementary children and spent his first year using materials passed on to him by the previous officer who held the role. He eventually devised his own materials and started to emphasize interactive learning.

While vacationing in San Francisco in 1972, Dick happened upon a magic shop and made several purchases, thinking he could use the tricks for his work as Officer Bill. The magic bug had bitten him again!

Back home, Dick sought out local magic shops and discovered kindred spirits hanging out at Hollywood Magic and Joe Berg’s Magic Shop. He admired magicians like Dai Vernon, Tony Syldini, and Charlie Miller. Before long, he auditioned at the Magic Castle to become a paid performer,



*Posing with his 1918  
Model "T" Ford.*

where he's performed annually since 1976. Fellow magicians have nominated him for the Academy of Magical Arts' Outstanding Performance as a Parlour Magician award seven times.

Dick's day job as a police officer allowed him to practice and perform daily for one of the most difficult audiences in the world: children. He learned the art of magic by observing what worked for his audiences and modifying his approach to match their level of understanding. Typically, his audiences were small groups of twenty to thirty children ranging from five to eleven years in age. Every year, Dick added new magical items and effects to his school presentations, going so far as to buy and train two exotic birds to perform magic. When he retired, he gave his best-trained bird to the Santa Monica Police Department.

Dick performed many off-duty magic shows and eventually negotiated contracts to perform for six different cruise lines, an experience that educated him on how real show-business performers prepare and perform. From 1979 to 1992, he used his vacation leave from the police department to work cruises. If Dick wasn't working as a police officer, he was on a cruise ship in the South Pacific, the Caribbean, Alaska, or Mexico. He was your local police offi-


cer by day and a magician by night – a perfect mix for Dick Barry!

At the time, Doug Henning was the top magician on television and Broadway. Dick used some clever advertising to sell him his "Champagne Goldfish Miracle" effect, and Henning performed it on national television. The "Miracle" became



*As a rookie police officer.*





*Performing at the Magic Castle.*

one of Dick's best-selling effects to this day.

One of Dick's favorite tricks is also one of his signature effects, a version of Slydini's "Knotted Silks" Dick calls "Left-Handed Handkerchiefs." Then there's "Dick Accidentally Putting a Knife Through a Spectator's Coat," in which he obtained the rights to "Lookin' Sharp" and rewrote the routine. He also designed and manufactured his own knives, which he sells commercially, for the effect. Another favorite is one of his own creations, "52-ON-1 Card Miracle," which is among his best-selling commercial magic items. Magicians around the world use it in their performances and the Magic Café has given it rave reviews.

Dick's favorite performers include Lance Burton, Shimada, Johnny Thompson, Dai Vernon, Bruce Cervon, Harry Blackstone Jr., Harry Blackstone Sr., Johnny Ace Palmer, John Carney, and David Williamson. He says there are three performers to whom all magicians owe a debt: Doug Henning, Mark Wilson, and Siegfried & Roy. For Dick, these performers raised public awareness of how entertaining magic could be and their commercial successes paved the way for other magicians. He says that today's young magicians are impressive, too. They take

the art of magic seriously, he says, adding they are not merely good magicians, but magicians who also study acting, staging, scenery, and lighting in order to be creative and original.

Dick spent eight years teaching magic classes at Santa Monica City College. One of his students, J.C. Dunn, became a very close friend and fellow adventurer. One time they parachuted from an airplane while Dick performed a card trick in free fall, with the selected card appearing on Dick's helmet. On another occasion, they jumped from a hot air balloon while attached to a bungee cord. Dick caught a previously selected card in his teeth on the way down. They've also gone hang gliding and flew a powered parachute known as a Para Plane. At one point, their goal was to do "one crazy thing" every year, although the last crazy stunt was about twenty-five years ago – but I'm betting Dick still has at least one more crazy stunt left to perform.

Dick has created more than one hundred commercial magical effects, and creating new effects is Dick's principal interest in magic these days. He rarely performs, instead preferring to enjoy pitching his magic at conventions and lectures.

He brings continuous passion and creativity to his magical work, never fully satisfied with his performances.



*Left to right: In caricature form.  
Performing magic to teach school  
children about community safety.*

His passion drives him to pursue new methods to perfect his performances and commercial magic products. He is a true “student of magic,” the highest compliment for any performer. He learns from his audiences and pays attention to how they respond to confirm he’s bringing happiness to those who watch him perform.

In 1997, Dick participated in the Four Corners of the United States race. Participants travel to the four corners of the United States (San Ysidro, California; Blaine, Washington; Madawaska, Maine; and Key West, Florida) on a motorcycle, proving they reached each corner by taking a photograph and making a telephone call. The four points can be visited in any order



*Dick has been nominated for the Academy of  
Magical Arts' Outstanding  
Performance as a Parlour  
Magician seven times.*



*Dick's vintage snake baskets are among his most prized possessions.*

but the trip must be completed in twenty-one days. Dick is one of only a few who have accomplished it while riding a one-cylinder motor scooter. His wife Gwen traveled behind him in a separate vehicle, carrying spare parts and providing moral support. They had a blast together and saw many wonderful sights along the way, with sights, sounds, and aromas you can't really experience while traveling in a car. They traveled a total of 10,760 miles for the race and still attended a scooter convention in Arkansas when they were done.

Dick has been married to Gwen for more than sixty years. Gwen worked as a public health nurse before retiring and is an avid reader who volunteers at several local libraries. They have a daughter, Dawn, who works in real estate in Portland, Oregon, and a son, Mike, who owns two Southern California dry cleaning establishments. Dick served eight years in the National Guard, splitting his time between Ohio, Pennsylvania, and California. In 1985, the Santa Monica Police Department awarded him a Medal of Courage for risking his life to save a citizen. One of Dick's favorite movies is *Electra Glide in Blue*, a cult classic about a motorcycle cop who

rode a Harley-Davidson Electra-Glide, the same motorcycle he rode as a police officer. His home is graced with several original posters for the movie.

Dick chose to finish his thirty-year career as a police officer rather than become a full-time magician. He believes in the old saying, "Don't give up your day job!" The police department provided for his family and magic was just a wonderful way to have fun and make some extra money. He retired almost forty years ago and now focuses on creating magic, saying he's proud to know he's leaving behind a legacy of magic creations that entertain people around the world.

Dick and Gwen live in a lovely home in Oregon. Their home is full of historic magic posters, magic books, and antique magic props. He owns an outstanding collection of vintage snake baskets, among his most prized possessions.

Dick attributes his success in magic to a combination of good luck, hard work, and a passion for doing his best. Perhaps Dick's best choice in life was convincing Gwen to marry him: their marriage, he says, is the best part of Dick's happy life.



# MAGICAL TRIP

By Ron Sylvester

“**Y**ou should take a trip by yourself,” my wife, Gaye, said to me last summer.

Most people take their first solo trip to Europe in their twenties. I waited until I was 66. My goal was to see my friend Dave in Dublin, so I decided to travel there through Britain and Scotland. Since Gaye had adamantly proclaimed she never wanted to see another magic show in which I am not performing, and she’d come to as few of mine as possible, I decided if I wanted to see magic abroad, this was my chance.

So I booked a magical vacation, taking me through London’s West End, Piccadilly, and the famous Edinburgh Festival Fringe in Scotland, seeing magic shows and visiting magical friends.

## First, Manchester

My flight landed at London’s Heathrow Airport, but before seeing that city, I hopped a four-hour train ride to Manchester, England, across the lush British countryside. I was headed not to my first magic show, but to meet up with I.B.M. British Ring Past President Philip Partridge. I’d talked to Partridge via Zoom to profile him for *The Linking Ring*, and he seemed like someone I’d like to get to know in person. He arranged to take a day off and show me around the beautiful Heald Green area, including a stroll along the River Mersey.

Despite not being a beer man, Philip also took me to sample some Manchester craft beer, heralded as some of the best in

the world. We stopped at the Gateway in a 1930s hotel and public house. It was a delightful visit only possible through our connections with the I.B.M.

## A Seat at the Table

The next day found me in London’s famous West End theater district, where I’d bought tickets to *The Magicians Table*, a close-up show with a real strolling feel to it. It plays at Dieter Warehouse, which despite Google Maps’ effort to get me lost, I found just before the doors opened. Its non-descript outside belies a cool vibe inside, including a cozy cocktail lounge and an intimate theater.

The night’s magic begins in the cocktail lounge, with magicians informally mingling with ticketholders and quick sleight of hand and mentalism.

I chatted with Maxwell Pritchard, who reminded me of a young Hugh Grant with good looks and sophisticated charm. He showed a group a mentalism routine with cards. But the main warmup show for the larger crowd belonged to Nick Stein, who did a street-style dice routine that made people see spots.

After a cocktail, it was time to go to the main room, set with halfmoon-shaped tables of eight covered with velvet. The show has a larger cast of magicians who drop in and out depending on the night. All are recognizable names from the British magic community, with “Member of the Inner Magic Circle” being a prevalent entry on the cast list.



Left: Ron outside the room for *The Magic Hour* at the Sheraton Grand Park Lane in Piccadilly, London, in August 2025. Right: Outside *The Magicians Table* show on Tanner Street, London.

This night featured Laura London, Richard McDougall, Pritchard, and Stein. The cast rotates, sometimes offering up to ten magicians in a night. But not every magician visits every table during the one-hundred-minute show. A story line features the mythical Calliope Roterburg, the world-famous magician who recently passed away. Dieter's last request was for this show, where he would even perform from beyond the grave.

Magicians rotate between tables like clockwork, performing most of the classics of magic with coins and cards. My favorite was a stunning rendition of *Gypsy Thread* by McDougall. The only disappointing part of the performance was when a handler, probably a producer tasked with keeping the show running on time, hustled London away from our table after only one effect – a prediction with Tarot cards.

The show ended with a prediction reveal of a selection by the entire audience. Could it have been Dieter's final trick?

Lay people were blown away. For magicians, *The Magicians Table* is an opportunity to see some of the finest con-

jurors demonstrating how it all should be done.

The show remains one of London's top-rated theater experiences on Tripadvisor. There are separate tickets for the cocktail preshow and main show. Learn more at [www.magicianstablelive.com](http://www.magicianstablelive.com).

### **The Magic Hour**

*The Magic Hour*, a show that performs at the Sheraton Grand Park Lane in Piccadilly just across from Hyde Park, intrigued me. It's been performed by the same magician at the same place since 2013, a remarkable longevity.

Magician Tony Middleton, who also goes by the name Sonic, has honed a smooth show over the years. He performs in a Victorian-style parlor with elaborate carvings, candelabras, a fireplace, and a clawfoot magician's table. The front rows are practically on the stage, which is located in front of a wooden fireplace and a carved three-legged table. Middleton, dressed in a tuxedo with a Steampunk feel, offers plenty of comic byplay and classic magic. The atmosphere exudes a drawing room show from a bygone era. The ghosts



*Left: I.B.M. British Ring Past President Philip Partridge (right), meets with Ron for a pint in Manchester, England, in August 2025. Right: The Gateway Pub, home to the cheeriest bartender in Manchester.*

of Maskelyne and Devant seem to hover above the room.

There's no sign in the hotel lobby. You just wander back toward the bar, and you'll see a show sign by a nondescript room. Several families returning after a day of sightseeing stopped to buy tickets, which eventually filled the room. The website says to dress up for the show, at least in cocktail attire. I did, but there were several pairs of shorts with sandals, some with socks. There were parents with children who had obviously spent their day walking around nearby Buckingham Palace or other famous stops within walking distance.

Middleton performs routines with ropes, cards, mentalism, borrowed wedding rings, and even evokes some spirits from the dead. Every picture displayed or on the hearth comes into play during the show.

Middleton is a smooth, funny, and elegant performer. There's not a lot of advertising near or around the Sheraton. Word of mouth and Google reviews apparently do the trick.

### **On the Fringe**

As it happened, I would be heading out of London during the final weekend of the famous Edinburgh Festival Fringe, which I'd always wanted to attend.

Fringe, which began in 1947, draws millions of people every summer to the historic Old Town district of the Scottish capital. Some performers who were denied access to the official arts festival in that city decided to perform anyway, on the "fringes" of the festival. Now, anyone who can secure a venue is allowed to perform.

There are street performers and clown shows, performing in both legitimate theaters and the backrooms and basements of pubs. Some shows are ticketed, others free with tips at the door. And there are countless magic shows.

Having listened to Luke Osey on the "Discourse in Magic" podcast speak about his experience performing at Fringe, I started with his show. Osey teams up with his mates Elliot Bibby and Cameron Gibson for *An Hour of Insane Magic*. It's one of the ticketed shows, which tend to sell out. I'm glad I went because it was their last show of the festival and indeed sold out.

The trio provided a madcap performance with non-stop pacing when they're not running into the audience to pull volunteers. They have ropes, cards, and Frisbees, as well as a few illusions, including a modern take on sawing in half with an historic contest.

Osey, Bibby, and Gibson, who each have their own performing careers, are hilarious





Left: Ron outside The Magicians Table show. Right: Set for the cocktail lounge preshow for The Magicians Table in London's West End.

and talented. They're now branching out to other fringe festivals around the world and taking their shows on cruise ships. The trio performed at Magicfest in Glastonbury in December and are headed to Australia in February. Learn more at [insanemagic.co.uk](http://insanemagic.co.uk).

The magical version of the Wolfpack from *The Hangover*, as I like to refer to them, have also co-authored a book, *The Secrets of Insane Magic*. It explores how to build a show, how to get into Fringe, lessons learned, and a few stage routines. It's available for purchase from magic retailers and eBay.

### Clowns and Comics

There were more than 150 magic shows listed on this year's Festival Fringe program. But I also received some tips on what to see at Fringe while attending the I.B.M. Convention in Houston, where I met Liz Toonkel and Josh Edelman. Toonkel performed at Fringe in 2023 and Edelman was headed back in 2025. "Don't miss the clown shows," they told me.

I caught Edelman performing a free show *Everything's Embarrassing* in the back room of Pilgrim's Pub. It drew a crowd that filled every seat, about fifty total. Years ago, Edelman traded his magic



Left: Stage-left set-up for The Magic Hour featuring Tony Middleton. Right: Stage set-up for The Magic Hour featuring Tony Middleton.

*Luke Osey (left),  
Cameron Gibson  
(center), and Eliot  
Bibby perform at the  
Edinburgh Festival  
Fringe on August  
24, 2025.*



career for stand-up comedy. He shared some truly embarrassing (and true) stories that kept the crowd laughing for an hour, covering everything from ex-girlfriends to Jewish heritage to an unfortunate day on the New York City subway. I guarantee everyone walked away from the show feeling better about their own lives. I'm still laughing at some of his stories.

And of course, I saw some clown shows and a late-night burlesque. Because it's Fringe.



*A line snakes around the theater lobby waiting for the doors to open for An Hour of Insane Magic at the 2025 Edinburgh Festival Fringe.*

## **Doin' Dublin**

The purpose of my trip was really to see an old friend, Dave McKane, in Dublin, so that's where I ended up the last five days. The Dublin portion of my trip was filled with sightseeing, including a bus ride to the majestic Cliffs of Moher and the medieval architecture of Kilkenny, and a crawl through the pubs of Dublin.

Dave's partner Sioban asked if I'd do some magic for her grandson Senan. My sponge bunny routine killed with Senan, who is five years old. His grandmother was equally entertained and thrilled.

Later that evening, we took in the Thomas Moore Inn, the 1779 birthplace of the namesake bard. It featured a traditional Irish band and a bartender bent on proving his whiskey could match anything I'd drank the past several days while in Scotland.

That same bartender overheard my pals talking about me and magic, so he pulled out a deck of cards and asked if I could show him a trick. I showed two.

"You're a witch!" he screamed, with everyone in the pub looking at us.

What a terrific way to end a trip.

# Ring Opportunities, Rewards, and Recognition!

*Announcing the Effective Ring Achievement (ERA) Program*

**By the I.B.M. Ring Relations Committee**



*Developed by the I.B.M. Ring Relations Committee, the Effective Ring Achievement (ERA) program was created to acknowledge the innovative and substantial efforts of deserving Ring organizations.*

The I.B.M. has always been synonymous with wonderful magic and outstanding magicians, and our local Ring organizations are the lifeblood of our Brotherhood.

These clubs, scattered across large cities and rural townships alike, are home to members of all ages and backgrounds, bringing the world of magic closer to everyone.

But the task of maintaining a successful in-person magic club has never been easy, and today they must compete with everything from online message boards to convenient Zoom hangouts. Still, our local Rings offer something online platforms cannot: exciting programs, activities, and other innovative contributions that foster growth and development.

The I.B.M. wants to recognize our Rings' achievements, and that's where our new **Effective Ring Achievement (ERA)** program comes in. Your local Ring's successes deserve recognition, and sharing your success stories can help other magic communities succeed.

Working with the full support of I.B.M. leadership, the ERA would like to honor top-performing Rings for their hard work in 2025. Our goal is to make the ERA – a program inspired by the Ring Quality program founded in 1994 – an annual event in recognition of local Ring achievements.

Take a moment to think about what your Ring accomplished in 2025:

- What goals did it achieve?
- What special activities supported its development?
- What obstacles did it overcome?

Magicians have busy schedules, so the ERA is making the application process as simple and easy as possible. There's no cost to apply and the requirements are minimal.

The ERA is open to applications from any Ring that:

- Meets at least ten times per year
- Has an enrollment of at least six or more active I.B.M. members in good standing
- At least two of the Ring's members must be officers

**To apply, simply send an email requesting an ERA application form to the I.B.M. Office ([office@magician.org](mailto:office@magician.org)) or download the application form directly from the Member Resources section of the I.B.M. website ([www.magician.org/member-resources](http://www.magician.org/member-resources)).**

**The deadline for submitting your completed application is May 1, 2026.**

We hope all Rings will participate in this wonderful new opportunity. Ring organizations chosen for recognition will receive:

- An official I.B.M. Presidential Citation
- Formal recognition at the 2026 I.B.M. Convention in St. Louis, Missouri
- A *Linking Ring* article devoted to the Ring's noteworthy efforts and achievements

Complimentary, I.B.M.-sponsored special activities – such as lectures presented by highly-regarded magicians, authors, and magic effect creators – may also be included among the rewards.

You've got nothing to lose and everything to gain, so what are you waiting for? Request an ERA application today! Remember, the deadline for submitting your completed application is **May 1, 2026.**

*For questions or comments, please contact Johnny New York, Ring Relations Chair; at [johsmi7646@gmail.com](mailto:johsmi7646@gmail.com).*





# Ring Events

THE INTERNATIONAL BROTHERHOOD OF MAGICIANS

## Ring 6 (Philadelphia, Pennsylvania) Annual Holiday Party

We held our annual holiday party at a new venue this year: Uno Pizzeria and Grill in Newtown Square, Pennsylvania. The manager of the restaurant called on his top server to take individual orders for the forty members and guests who attended. That alone was amazing!

Dinner now over, five members served up a magical desert with some holiday-themed magic! Magi Mimi introduced us to her pup-

pet gal pal, Lola. Lola told us that she was trying to break the late actress ZsaZsa Gabor's record of nine marriages! Mimi then took over and introduced each of our four magicians for the night.

Peter Cuddihy shared memories of Christmas on Staten Island with his mother and brother. He used Christmas wreath glass balls to perform a beautiful billiard-ball routine. He had a modified Monkey Bar with a



(l to r): Marc DeSouza and his amazing Chop Cup Routine. • Magical Mimi and her new puppet pal, Lola. • Peter Cuddihy and his magic Christmas stocking. • Bill McElvenney and Xander work to produce a balloon Cheshire Cat. • Jim McGinty (Mc Magic) introduces Dominic the Donkey.

tricky stocking, and then grabbed chocolate chip cookies from the air, and shared a bagful of the cookies as a finale. Bill McElvenney and his grandson Xander did a comedy act with a balloon posing as the Cheshire Cat. Marc De Souza showed a troublesome small ball that appeared and disappeared inside a metal cup. As audience members tried to guess where the red ball went, it finally transformed into a large blue ball, and then another large ball appeared under the cup.

Jimmy McMagic (McGinty) poured ingredients into a large pan to make magic cookies. But instead of cookies, he produced “Dominic the Donkey” from the pan, accompanied by the song of that name. He recovered the pan, and finally the delicious cookies appeared.

A great night of food, friendship, and magic to get everyone into a holiday spirit. January and February will be via Zoom meetings. See you in the new year!  
*Dave Kelly*

## Ring 17 (Toronto, Canada) Hosts Lecture by Steve Valentine

The October lecture of the Sid Lorraine Hat & Rabbit Club began with Phil Pivnick (WonderPhil) demonstrating a trick that he created which stemmed from his desire of wanting to use a Muscle Pass as a production. Phil produced a coin from the middle of an elastic band and then showed how he could make the coin vanish by tossing it through the elastic band. The idea of having things turn visible or invisible when passing through the band was used to frame another trick involving a selected card. The card vanished from the deck and then Phil reached through the rubber band and produced the folded up selected card.



*Phil Pivnick.*

He pointed out other benefits of using the elastic as it can act the same way a wand does; holding the elastic gives the hand a natural appearance while palming an object. Moving the band around from hand to hand also allows for acquitments, which enable

you to move concealed objects from one hand to the other. A small metal or plastic ring could also be substituted for the elastic and used the same way. I foresee many variations being developed around this clever idea. Thank you, Phil.

Last month, I mentioned Herb Morrissey’s advice to serious students of the art. Namely, to focus on learning only a couple of tricks in the course of a year and to study them in depth.

Enter Steve Valentine.



*The Ring 17 crowd.*

Steve doesn’t just know about the most current and easily accessible version of an effect. He tracks down its creator, researches its history – including the ebbs and flows of the trick’s popularity – and endeavours to discover all of the people who may have insights on that particular trick. All of this information is gleaned from poring over old magazines and classic texts – *The Gen*, *The Jinx*, *The Sphinx*, *Modern Magic*.

Not only does Steve find the variations, but he actually takes the time to learn each

of them! And, as if that weren't enough, he then shares all of this knowledge and his performances of the tricks via his website Magic on the Go.

Want to learn the Egg Bag, Cards to Pocket, the Rice Jar Suspension, or, my new personal favourite, The Byford Aces? Steve's got a mountain of videos for each of those. And that's just the tip of the iceberg. Again he's not just sharing the methods, he's actually performing and teaching each and every version that he has unearthed.

I could go on at length about the plethora of surprises that await you on Magic on the Go, but I will refrain and tell you about a few of the highlights from the site that he was gracious enough to share with our lucky members.

Steve opened his lecture with a challenge production of a glass of wine, inspired by a Jardine Ellis method. Two audience members stood on either side of him as he unfolded a handkerchief on the palm of his hand to show that inside was a wineglass marker (a ring with a gem that attaches to the stem; used to differentiate glasses at parties). As two people held each of his wrists, Steve made a glass of wine appear. He then showed two clever ways of making the glass of wine vanish.

Next was Steve's version of the Colour-Changing Handkerchief. He has modified the gimmick and altered the steals to make his routine ultra smooth. A key piece of ad-

vice was to look at the audience when making the steals.

"Three" is Steve's take on Three Card Monte. A very entertaining routine wherein the money card ends up appearing in the audience member's pocket repeatedly.

For me, one of the highlights was a simple coin vanish. Steve stood on a chair and pinned a coin to his knee with his finger. He then folded the cloth of his pants over the coin and when he released the material the coin had vanished. So good!

Steve has been on two tours of *The Illusionists*, and a trick he always performed on that show involved a full shot glass. The glass was covered momentarily with a handkerchief and then vanished! This looked amazing and got a great reaction.

Two decks of cards were shown, one with the number one written on the box and the other with the number two. Three cards were selected from deck one and from deck two, Steve was somehow able to remove the same three cards.

I enjoyed seeing his stand-up version of Matching the Cards, which was very effective. Street performer Dick Turpin was Steve's mentor. Dick taught him a "hands off" version of Cards Across which was excellent.

Steve ended his lecture with a multiple selection routine called Five Card Finger Bang. Six people stood in a line, five selections were made and then the deck was placed in



(l to r): Steve Valentine. • Steve Valentine and Ari Soroka. • Steve Valentine, Rob Fishbaum, and Ari Soroka during a performance of an appearing glass effect.





*(l to r): Steve Valentine speaks to Ring 17. • Steve Valentine and the Ring 17 board.*

the pocket of the sixth person. One by one, Steve reached into this person's pocket and removed four of the chosen cards. For the finale, the spectator with the deck in their pocket reached in and miraculously came out with the last selection!

In addition to sharing his excellent material, Steve also doled out some pearls of wisdom that he has gleaned during his magical career. He talked about adding "juicy moments" to our routines. These moments are not ones for the audience, but rather for the performer. It is the moment during a routine where you know you're getting away with something while the audience watches closely. An example would be palming a card and resting the dirty hand on a spectator's shoulder. Consider your own act and think about where those moments lie and enjoy them the next time you perform.

Steve recommended that if you really want to learn a routine, try teaching it to someone else. With over a thousand hours of instructional videos on Magic on the Go, he is definitely speaking from experience!

Be prepared for inclement conditions. What if a prop or gimmick breaks or gets lost? What if it's forgotten at home? What will you do if the room is too noisy? What if the audience only consists of a handful of people? Steve mentioned a time he was performing a trick and someone was simultaneously Googling the trick to see how it was done. What would you do in this situation? In this instance, Steve chose to perform the Wayne Fox version of Crazyman's Handcuffs which has a different method than the

original. Knowing multiple handlings enables you to be ready for contingencies. However, you must practice the contingency in advance so you are prepared in the moment.

Steve also talked about hacking creativity. Many people think they aren't creative, yet if your knowledge of magic is deep enough it is possible that while you are researching particular tricks you will, invariably, come across and absorb additional information or presentations or ideas.

With all of these rolling around in your mind, you may just come up with your own way of handling or presenting a particular trick.

Always be better. Tricks are never finished. Even if you've performed them for years in a certain fashion, there are always ways to make a trick better. This could mean learning a different handling, changing the script, or altering how it's staged. It could also be something as simple as cutting a line or pausing to let the effect register. Steve's mantra is "black art makes everything better." He then demonstrated a few effects where that was certainly the case.

I think another of Steve's mantras, although he didn't say this explicitly, is "more is more." Yes, the great David Devant famously told a neophyte magician that he only knew eight tricks and we understand that he meant that he knew them well, but one of Steve's speaking points was that Devant was wrong. Of course, you should know how to do eight tricks well, but with all the variety that magic has to offer, why

would you ever stop working on new magic?! When I saw his one-man show “Mr. Valentine Blows Your Mind” at Jokers in 2022, my mind was blown not only by his excellent magic, wonderful original presentations, and unflagging energy, but by the sheer volume of tricks he packed into two hours. His two standing ovations were well deserved! (Another thing that blew my

mind, but that I didn’t find out until later was that his show took four hours to set up!!)

Steve Valentine is passionate about magic and magic is better for it. You’ll see what I mean when you check out [www.magiconthego.com](http://www.magiconthego.com).

Also visit [www.stevevalentine.com](http://www.stevevalentine.com) and listen to his fantastic podcast, Magician’s Only. *David Sutherland*

## **Ring 50 (Washington, DC) Holiday Show Entertains Families, Supports City of Alexandria Holiday Sharing Fund**

About three dozen children and their assorted grownups filled the assembly hall of the Lyceum in Old Town Alexandria, Virginia, on December 3, for the annual Ring 50 Holiday Magic Show. Two large tables on the side of the room were filled with unwrapped toys and some grocery gift cards donated by attendees to benefit the City of Alexandria Holiday Sharing Fund.

Although the show began at 7 p.m., the doors opened at 6:30 p.m. and three members of Ring 50’s youth group, the Capital Conjurers – Kareena Schiller, Hugh Presler, and Rapha Beraha – did strolling magic for the early attendees.

Ring 50 member Richie Klein, who is mistaken for Santa regardless of the season, dressed in his full Santa regalia and posed for pictures with the eager children attending the show.



Laurie Curry, whose years of performing as a clown and a magician – as well as being a preschool teacher – handled the emcee du-

ties and kept the children engaged and well behaved between the acts.

Noland Montgomery – also known as Noland the Magician – opened the show with numerous failed attempts to pull a rabbit out of his hat. He produced a large (fake) fish instead. Noland urged the kids not to laugh at his ridiculous blue and yellow striped socks. Then, with the help of a child volunteer, Noland performed a version of 20th Century Silks only to find that the desired silk between the blue silks was actually one of his striped socks. Noland then produced a small Rocky – he called it Bibi – who proceeded to eat all of the peanuts out of a can. But Noland said he couldn’t be angry at Bibi – in fact he wanted to kiss it – but ended up kissing its butt instead of the nose. Noland concluded his act by producing a large Happy Holidays silk out of his “empty” hat.

Ekasha Shah, a member of the Capital Conjurers, asked a volunteer to pick a card and mix it into the deck. Then, amazingly, the back of the card selected by her volunteer was a different color than the rest of the deck.

Larry Lipman (aka Lorenzo) informed the children that he was going to do a serious magic trick and there was to be absolutely no laughing or smiling. Of course, the children immediately began laughing and smiling despite Lorenzo’s best efforts. Lorenzo then called three young children to the stage and handed each a silk printed with a portion of a snowman: a head, arms, and body. The



(l to r): Laurie Curry. • Noland Montgomery. • Ekasha Shah. • Larry Lipman, aka Lorenzo. • Dane Curren. • Drew Owen, aka Professor Fizzwiffle. PHOTOS BY LARRY LIPMANN

children placed all three silks into a (rip-apart) bag. Lorenzo announced that with the audience's help they would produce a full snowman on a silk. The attempt failed three times: once the snowman was upside down; once the arms and body were beside the head and once the snowman came out as a melted puddle. Lorenzo said that was because he forgot to tell the audience to use their "cold breath," not their "hot breath" when they blew and say the magic words "Let it snow." Finally, the correct snowman flew out of the bag. Meanwhile, a large inflatable snowman was emerging at the back of the stage, to the audience's delight.

Dane Curren, another member of the Capital Conjurers, invited an adult spectator to the stage, who gave Dane a dollar bill. Dane had the man mark the bill in three different ways. Dane had the man wrap the rolled bill with a rubber band. Then, displaying an ordinary cloth (Devil's hank), Dane made the bill disappear. Where did it go? Dane showed the man a thin copper tube and had the man unscrew the top. Inside was another tube. Dane had the man dump out the contents of the inner tube. It was the banded

bill. The man opened it to display the dollar bill that he had marked.

Youth Activities Director Drew Owen's alter ego – Professor Fizzwiffle – displayed a crystal ball and looked into the future. Professor Fizzwiffle used a slide whistle to produce a green (fake) snake named Darla, who emerged from a box and enchanted the audience with her dancing. Professor Fizzwiffle allowed the snake to go into his case, but while his back was turned, Darla emerged from the box again. Finally, Professor Fizzwiffle saw the snake. Professor Fizzwiffle elicited suggestions for a design that Darla would draw on a blank Christmas card shaped like an ornament, settling on a Christmas tree. Using the whistle slide, Professor Fizzwiffle encouraged Darla to draw the ornament. Suddenly, Darla sprang out of the box with a Christmas tree drawn on the ornament. Then Professor Fizzwiffle removed a black cloth from a large glass bottle. Inside the bottle was a yellow handkerchief. When Professor Fizzwiffle turned on some music, the handkerchief began to dance inside of the bottle. It eventually escaped the bottle and (like a Zombie





(l to r): Alex Wohl provides a big finish for the show. PHOTO BY LARRY LIPMANN • Performers at Ring 50's annual holiday show included, from l to r: Drew Owen, Larry Lipman, Dane Curren, Ekasha Shah, Noland Montgomery, Alex Wohl, Laurie Curry, and Richie Klein. PHOTO BY MARC CARRION

ball) danced on and around the black cloth. Amazingly, the yellow handkerchief metamorphosed into a fountain of silks with the final silk being a scene of flying reindeer pulling a sleigh containing a red-suited jolly old man.

Alex Wohl (Abracadabra Alex) showed a bouquet of yellow flowers, but the blooms kept falling off. Abracadabra Alex suggested that the kids could help him grow more flowers and they picked three colors. Alex said he needed a magic wand, but instead pulled out a banana, which proceeded to multiply, even though he kept getting rid of one. Alex said he also had a magic hat – call back to Noland's magic hat – but the first thing he pulled out was a nasty rag. Another failed attempt at a hat produced a rubber chicken, which Alex put on his head. With lots of byplay, Alex donned an oversized hat

and oversized glasses. A child helper was brought up to use a magic wand. But the first blue wand turned into multiple nesting jumbo wands and, eventually, they produced a jumbo banana. Alex pulled out a huge square bin, which he showed held another bin inside. Both bins were individually shown empty. Alex put the jumbo banana in the bin and produced two huge inflated balloon bananas. Then Alex said he would make a cupcake, but the ingredients proved to be broccoli – the multiplying kind. A child volunteer helped wave a pop-off wand over a can of sprinkles and multiple spring snakes jumped out of the can. Then Alex brought out a cardboard shipping box and more spring snakes jumped out of the box. Alex rushed over to the box and pulled out a huge inflatable balloon bear, many times larger than the box.

*Larry Lipman*

## Ring 362 - Four Maine Magicians Perform for the Buker Community Center Annual Holiday Fun Fair

On Sunday, December 7, Carroll Chapman, Wes Booth, Scot Grassette, and Dennis Labbe geared up to perform parlor magic in Augusta, Maine for the annual Holiday Fun Fair. At 1:45 p.m., bustling and chatter from kids and parents entering the annual festival filled the building. Families quickly crowded the hallways for arts and crafts,

bounce house and other holiday activities. The aroma of popcorn, cookies, and snacks mixed with the excitement of the festivities. New for the event this year were four magicians representing the local chapter of the Society of American Magicians Ralph Greenwood Assembly 174 in Augusta, who performed a continuous display of magic for



*(l to r): Carroll Chapman. • Dennis Labbe. • Scot Grassetto. • Wes Booth. • Performers from l to r: Carroll Chapman, Dennis Labbe, Scot Grassetto, Wes Booth.*

two hours. Attendees came in and out of the “Magic Room” which maintained 75 to 100 percent full throughout the festival.

Carroll Chapman used his Wellness Wizard character to open the festivities with his brand of storytelling magic. Interweaving stories with rope and other items into his conjuring, Carroll opened the performances with positive messages including love, hope and kindness. As his closer, Carroll stressed the importance of traditions turning a red ribbon, a sprig of evergreen and a steel ring into a Christmas wreath. Wes Booth was on deck next. Wes is a master in audience involvement, engaging all as he weaves the corniest jokes with amazing magic. Wes entertained with silks, ropes, D-lights and more. For his double closer, he brought up a volunteer to float on a magic carpet as Aladdin, then produced an invisible rabbit that magically turned visible for everyone to pet and take a photo.

With the stage set and holiday music play-

ing, Scot turned a ball of yarn into a sweater, and turned a red silk and white silk into a Santa hat. Scot also introduced a Christmas tree seed and magically turned it into a decorated sponge tree. Scot produced a pile of coins and had a young helper produce a whole drawer full of coins. A transposition of a 50-foot streamer happened from jar to jar, 30 feet apart. Next, an Elf on the Shelf was covered with a cloth and took off around the room to the excitement of all. The closer of the day was Dennis Labbe, aka Mr. Magic. Dennis’s antics and lively performance was a great way to end the event. Everyone was entertained by performances of some classic plots including routines with ropes, die boxes, and a Christmas tree. Dennis used Judy the Mouse to find a card that was picked by a young volunteer. Dennis used the classic Hippy Hop Rabbits with a Santa/elf theme and ended with a Christmas tree that was made up of the backside of Santa and the elf. Mr. Magic closed the show

with a Christmas classic: Snowstorm in China.

All the performers received lots of applause and positive comments from kids and parents alike. Representatives from the

Buker Center were happy with all the positive feedback they received from the families in attendance and mentioned that the magicians were a great addition to this year's event.

*Scot Grassetto*

## **Ring 392 (Blowing Rock, North Carolina) Receives a Double Dose of Delight from Dan Stapleton**

Dan Stapleton wowed not one, but two audiences as a guest of the Dr. William E. Spooner I.B.M. Ring 392. Dan, who has performed magic all over the world in venues ranging from cruise ships to theme parks, was a delight to have. His knowledge, smooth presentation skills, and professionalism help those around him know they are in the presence of a true "miracle worker."

On the evening of November 15, 2025, Dan presented a wonderful magic program at Joe Mazzola's PT Marvel's Magic Theater in Statesville, North Carolina. The audience, comprised of primarily lay people with a few magicians, were delighted not only by Dan's variety of magic effects, but also by his humor and professional expertise. Many of his effects were from his "Magic for the Working Magician" lecture, which he shared with Ring members the following afternoon at the unique and magical home of Dr. Cato and Susan Holler in Marion, North Carolina.

During the stage show, Dan selected my son-in-law for the ever-popular and nerve wracking "Head Chopper" illusion. The illusion was delivered flawlessly, and the patter and story were more fun and effective than any this author has ever observed. The audience waited totally enthralled as Dan locked the subject into the guillotine before he remembered he needed a large bucket to receive the head should anything go wrong. The bucket was placed some distance away from the volunteer. Rather than move the bucket into place, Dan "cruelly" required the "volunteer" to crawl several feet across the stage so his head would be in the proper location should misfortune befall him. Fortunately, the effect worked perfectly, and Dan received a thunderous ovation from the

crowd, and my son-in-law kept his head!

Throughout the evening Dan mystified the audience with a variety of mentalism effects, slight-of-hand, and stage illusions for which he received a well-deserved standing ovation. Thanks to Dr. Joe Mazzola and his wife, Debbie, hot cider, popcorn, and donuts were available in the lobby while Dan talked with his new fans! Although Dan was experiencing a little trouble with his voice, being the professional he is, he graciously made himself available for as long as anyone wished to speak with him.

On the afternoon of November 16, Dan presented his lecture, "Magic for the Working Magician," for area magicians and a few guests at the incredible home of Dr. Cato and Susan Holler. This allowed Dan to share an intimate time of magic on Cato Holler's fully working stage in his home. A magical atmosphere was all around the performance stage, including many posters, masks, magic collectibles, a "Twenty Thousand Leagues Under the Sea" themed bar, and a plethora of magic memorabilia.

After Dan was welcomed, he shared about his magic career and the help he's received along the way. This was followed by a two-part magic lecture that featured some of Dan's awesome stage, parlor, and close-up magic. The various magic effects were entertaining and aimed to entice magicians of all levels. Dan offered many tips to enhance performance. Not only did he explain and demonstrate how to effectively present an effect, he also made clear why a movement, a word, or a pause is appropriate at various moments in an effect to make it bigger and more magical.

Effects such as "Road Trip," "Two Pile





(l to r): Ring 392 President Fletcher Roberts with Dan Stapleton. • Dan Stapleton on stage at Cato (far right) and Susan Holler's home in Marion, North Carolina. • Dan Stapleton performing "Road Trip." • From l to r: Dr. Joe Mazzola, Eddy Wade, Dan Stapleton, Steve Ralston, Kenneth Turner participating in "Plates." • Dan Stapleton using a gimmick we all should know. • Dan Stapleton sharing his "Hurricane" escape from death.

Trick," and "Maraskil," plus audience participation, kept everyone attentive throughout the two-hour lecture. As expected, Dan made a variety of DVDs, lecture notes, and books available following his presentation, and interest was high. He concluded by sharing his harrowing roller coaster escape ex-

perience that almost cost him his life. This further drove home the idea of safety first when performing magic with an aspect of danger involved. So, if you are considering a lecturer who can deliver something very special, I can attest that Dan Is the Man Who Can!  
*Nelson Brookshire*

## Submitting Ring Events

Special activities, such as shows, banquets, conventions, or community fundraising projects sponsored by your Ring are considered Ring Events and should be e-mailed to Lauren Jurgensen at [ringreports@magician.org](mailto:ringreports@magician.org). Type "Ring Event" as the e-mail subject.

**Please note:** Write-ups of your monthly Ring meetings are considered Ring Reports and should also be e-mailed to Lauren Jurgensen at [ringreports@magician.org](mailto:ringreports@magician.org).

# What Does Your Ring Do to Encourage Monthly Club Participation?

By Steve Daly  
President of Ring 167

After thirty years of making nightly appearances at Las Vegas casino showrooms, I retired my Vegas act and moved back to my hometown of Des Moines, Iowa.

I was eager to rejoin the Justo Hijo Magic Club of Des Moines, also known as I.B.M. Ring 167. The Ring had an enormous impact on my early life and career. I remember lively Ring meetings filled with anxious magi eager to perform the tricks they'd rehearsed all month. At the time, our Ring's attendance numbers averaged thirty to fifty members.

I was shocked and disheartened to discover that while I was away, Ring 167's monthly meeting attendance numbers had plummeted to two to four members. The meetings had basically become "coffee clutches."

I was voted in as the Ring's new president in December 2022, and immediately made several changes to our meeting formats and rules.

Here's what changed:

**Yearly dues:** \$25 for adults, \$10 for magicians under eighteen.

**Dues-paying members receive:**

- **Monthly "Vanisher" newsletter.** This is a fifteen-page newsletter (email only) that I fill with stories, photos, updates, and more.
- **Three free magic lectures per year.** Nonmembers pay \$20 per lecture.
- **Three free magic trick giveaways.** At select meetings throughout the year, attending members receive free tricks and learn how to perform them.
- **December magic party.** This event is free for members and immediate family, and features the following:
  - Pizza buffet and nonalcoholic drinks.
  - Election of Ring officers.
  - "The White Bunny Gift Exchange" (always a hit!).
  - Guest magician performance.
- **Tri-State magic party.** This is an annual rotating event I launched in 2024 with Rings in Omaha, Nebraska, and Kansas City, Missouri (both two to three hours from Des Moines). Each year, one city hosts a full day of magic for all three Rings. The schedule:
  - Morning:** Magic flea market (eighty-five-plus magicians at our first event!).
  - Lunch:** Free pizza buffet (provided by host Ring).
  - Early afternoon:** One-hour close-up show (twenty minutes per Ring).
  - Mid-afternoon:** One-hour magic lecture session (twenty minutes per Ring teaching tricks).
  - Dinner:** Two-hour break for magicians to dine and socialize on their own.
  - Evening:** Public stage show with \$10 admission.

### Stage show details:

Each Ring provides two strolling magicians for thirty-minute preshow entertainment.

Each Ring performs twenty minutes of stage magic.

A local MC keeps the show moving at a fast pace (ninety minutes total).

There is a fifteen-minute intermission with a magic set raffle (funds offset lunch costs).

The show ends early enough for magicians to drive home before midnight.

- **Our ticket revenue.** \$4 per ticket goes to the venue, \$2 per ticket goes to each participating Ring. Our next event will be in Des Moines on Saturday, May 16, 2026!

- **Auction bucks rewards program.** Members earn “currency” throughout the year to spend at our November magic auction. How to earn:

One buck for attending any monthly meeting.

Three bucks for performing during a meeting.

Five bucks for ordering a meal (our restaurant provides a free meeting space when members dine, a win-win!).

Ten bucks for recruiting a new member.

**Potential earnings.** Up to ninety-plus auction bucks by November! November auction. Members bid their auction bucks on five hundred-plus magic items donated from retired magicians’ estates and my personal collection. Win items for free using your bucks! Bids exceeding your buck total require cash payment for the balance (all cash goes to the Ring). This year’s lively two-hour auction drew visitors from Cedar Rapids, Iowa; Peoria, Illinois; and Kansas City, Missouri! By the time of our annual auction, each Ring member can have as much as 90 auction bucks in their folder!

- **We host our annual Magic Auction at our November meeting.** The auction features magic items donated to the Ring from retired magician’s estates as well as many items I donate from my own collection. Items are bid on and Ring members spend their auction bucks, receiving *free* magic tricks! If their final bid totals are more than the amount of auction bucks they have in their folders, they pay cash for the balance due. All cash monies collected go into the Ring’s kitty.

In 2025, we had more than five hundred magic items up for bid at our lively two-hour auction. Magicians joined us from as far as Cedar Rapids, Iowa, Peoria, Illinois, and Kansas City, Missouri.

Thanks to these changes and new programs, our Ring has grown. New members range in age from ten to eighty-something years old, and we average twenty-five to thirty members at our monthly meetings.

We meet on the third Monday of every month at Felix & Oscar’s Restaurant on Merle Hay Road in Des Moines, Iowa. If you live in or are visiting Des Moines, Iowa, please join us! And if any of these ideas can benefit *your* Ring, please use them!





# 'Australia's Houdini'

An Interview with Arthur and Helen Coghlan

By Shawn Messonnier

Most readers are likely familiar with Arthur Coghlan, the famous Australian magician and escape artist. Known as "Australia's Houdini," Arthur performed more than six thousand live shows over the course of his stellar career, inspiring numerous magicians, including his daughter Helen (who holds the record for fooling Penn and Teller six times).

As stated by Ethan Blake for *The Archivist*:

"The professional standards that Coghlan established for live performance, television appearance, and tourist attraction management continue to influence contemporary entertainment industry practices. His emphasis on safety, technical precision, and audience engagement created a template for successful entertainment careers that remains relevant today. The family traditions that Coghlan established through his work with daughter Helen ensure that his approaches to magic and entertainment will continue to influence future performers. The mentorship model he demonstrated shows how entertainment knowledge and business skills can be successfully transmitted across generations."

Sadly, Arthur passed away after a brief hospitalization in 2025 at the age of ninety-three, just days after celebrating his birthday.

I currently serve as Vice President of the Dallas Magic Club in Dallas, Texas. As part of my commitment to furthering the art of magic, I write a monthly column for our newsletter. In this column I present interviews I've conducted, usually via email, with magicians and mentalists from around the world. I was honored to interview Helen and Arthur shortly before his passing.

Before I share my interview with Helen

and Arthur, I wanted to share a note from Helen:

"Over the years, Dad has done thousands of interviews for national and international radio, newspapers, magazines, and television. In July, he was admitted to the hospital for what we thought was something minor. I sat with him one night in the hospital and we went through the questions together, reminiscing along the way. Little did we know this would be his last interview. Dad passed away, suddenly, just a few days later."



Arthur Coghlan and his daughter Helen Coghlan, in 1988.

## How did you get started in magic?

**Arthur:** As a child I would go to magic shows with my grandmother in Liverpool, England. I enjoyed magic so much I started demonstrating magic at a magic shop called "The Wizard's Den." Here I met some of the all-time greats of magic, including Benson Dulay, Chefalo, The Great Benyon, and Dante, just to name a few.

**Helen:** I grew up being amazed by Dad's magic. When I left school, I actually wanted to be a hairdresser but couldn't get an apprenticeship anywhere. At the same time, Dad needed a magician's assistant, so I thought I'd try that for a while. I loved it so much I decided to stick with it. I began as an assistant, learned a few tricks, and eventually had my own spot in the show.



*Arthur and Helen in 2022.*

**What type of magic do you typically perform, and why did you choose it over other forms of magic?**

**Arthur:** Stage illusions. When I saw the magic shows in England, I enjoyed the stage illusions that Dante and Benson Dulay performed. **[Interviewer's note: Arthur also performed many escapes as a way to generate publicity and quickly gained national and international recognition. In 1994, he received a special award from the International Brotherhood of Magicians and the Queensland Society of Magicians acknowledging him as a "pioneer of modern magic and the greatest escape artist Australia has ever known." Every escape Arthur performed was unique and developed solely by him. It is also interesting to note that all his escapes could be examined before and after each performance – no other escapologist has ever done this.]**

**Helen:** Apart from stage illusions and parlour magic, I followed in Dad's footsteps and performed escapes, too. I became the first woman in modern times to perform Houdini's Water Torture Escape.

**Who were your mentors?**

**Arthur:** Wilf Bennett from The Wizard's Den.

**Helen:** Dad, of course.

**Describe your typical work week – how much of your time do you dedicate to practicing, performing, and marketing?**

**Arthur:** At age ninety-three, I'm pretty much retired, although still performing once a week for a school camp, inspiring the students through positive thinking and magic.

**Helen:** I'm a wedding celebrant and officiate a lot of weddings. I also perform in the school camp shows with Dad. **[Interviewer's note: After her father's passing, Helen is continuing these shows to keep the tradition alive.]**



*A fourteen-year-old Arthur during an early magic performance.*

**Do you work with an agent or agency and, if so, is that something you recommend?**

**Arthur and Helen:** Going through an agent generally means you'll get paid more, even taking their commission into consideration.

**Any tips for choosing an audience member to assist during a performance?**

**Arthur and Helen:** Any adult who puts his or her hand up, leave them alone. They just want to be on stage to get attention. Always be respectful and kind to the person you choose.

**How much of what you perform is totally original material, versus something you purchased or learned from others?**

**Arthur:** A lot of our performances are original material. I have a large workshop and am able to build and design any ideas that come to me. Over the years there have been the classics, but we've usually put a different spin on them.

**Helen:** Dad became a household name in Australia in 1978 when he escaped from a locked-and-chained, 44-gallon drum live on national TV. The drum had been tested by universities and engineers who claimed that an escape from this would be impossible. The drum was still sealed and locked after Arthur escaped.



*A photo of the locked-and-chained, 44-gallon drum Arthur escaped from on live TV in 1978, taken forty-three years after the event.*



*The inside of Arthur's famous drum, which was inspected by engineers who stated that escaping from it would be impossible.*

**Do you prefer to use men or women as volunteers?**

**Arthur and Helen:** Definitely women. Some men just want to show off.

**Do you prefer to use a single volunteer or a group of volunteers and why?**

**Arthur and Helen:** In our performances, the most we've used at one time is three. No reason other than we haven't needed to have more people on stage than this.

**Do you have any career goals you haven't fulfilled yet?**

**Arthur:** No, I think I've achieved as much as I'd like to.

**Helen:** This was the last question Dad answered a few days before he suddenly passed away. I take comfort in his answer and the fact that he achieved so much, and there was nothing left that he wanted to achieve professionally.



*Arthur was known to be the only escapologist who allowed his escapes to be examined before and after each performance.*

**Tell us about your performances on Penn & Teller: Fool Us.**

**Helen:** Our original goal was to see if we could pull off just one successful fool with a trick Dad created years ago: the original Milk Trick. We were over the moon to bring home a trophy, and even more thrilled when we managed to be the first to fool the duo six times. Personally, I was so happy to see Dad receive the international recognition he truly deserved. All my performances on the show featured original magic and escapes designed and built by Dad.

Since Dad's passing, we've been overwhelmed by the amount of messages we've received from around the world. We knew Dad was admired and loved, but didn't realize how much. Dad wouldn't have realized, either. We take comfort knowing he won't be forgotten anytime soon.

Some of the messages we received:

*"Arthur was truly an iconic figure in the world of magic and escape; a pioneer, a legend, and someone whose name will forever be spoken with great admiration and respect. His legacy has left an indelible mark on the industry."*



*"His work will live on for centuries."*

*"Aside from his pioneering work, he was a nice guy."*

Dad will be remembered for his brilliant mind, quick wit, and generous heart. He made the impossible possible – not just through illusion but through how he lived. May his memory continue to inspire us all.

You can learn more about us at [www.arthurcoghlan.com.au](http://www.arthurcoghlan.com.au).

I really want to thank Helen for sending this interview to me. I know she's been going through a lot of grieving after the sudden and unexpected death of her dad, Arthur. Arthur was a powerful figure in the world of magic, and his contributions live on even

though he will be missed by many. I am so honored that they both would take the time to share their thoughts with us, and am especially touched that this was his last interview. As a dad, I know the closeness they shared in completing this interview during his final days will be a wonderful memory for Helen, and I am grateful for their help in sharing their knowledge with our club members. I hope you find this interview as inspirational and moving as I did.

Thank you, Helen, for your gift and the gift of your dad! This interview is dedicated to his memory and to all the magicians, including you, whom he has mentored and influenced and who will miss him.



Shawn Messonnier serves as vice president of the I.B.M.'s Dallas Magic Club, Ring 174. In an effort to further the art of magic and preserve the wisdom of performers, he writes a monthly column for the Ring's newsletter featuring interviews with magicians and mentalists from around the world.

---

## Ring 1221 Youth Zoom Meeting

And so it begins: a Ring specifically for I.B.M. Youth Members that meets on Zoom!

Meetings are every second Tuesday of the month at 7:00 p.m. EST and are open to I.B.M. members ages 12 to 21. We won't kick you out if you're a little younger, but if you're older than 21, there are plenty of other Rings you can join!

As many of you know, there is an amazing Lance Burton Teen Seminar that takes place every year at the I.B.M. Convention, but we've also been getting requests for a monthly Youth meeting. In response, the I.B.M. founded Ring 1221 for Youth members in September 2025. It is hosted by Lady Sarah and Keith Fields, but is run by magic mentors to the youth Christian Manahl (Midwest Championship for Close-Up Magic 2024), Ferran Charles (Close-Up Contest winner 2023) and Geno Ploeger (Close-Up Contest winner 2024).

Current members of Ring 1221 come from the United States, Canada, and India, staying up late, waking up early, or adjusting their school or college schedules to accommodate the time difference. So far, Ferran has taught the Ring a fantastic "Linking Pretzel" trick while Youth member Jayant has written and performed a Christmas-themed script for using ropes. We've also had one internationally acclaimed guest (come on, we've only had three meetings!): the legendary Dan Sperry. We asked Ring members who else they'd like to learn magic from, so watch out – we may be hearing from Lady Sarah soon!

Tell the magic-loving young people in your life to reach out to [ibmring1221@gmail.com](mailto:ibmring1221@gmail.com) to learn how they can join. Let's encourage the next generation of magicians!



# Inside the Wizard's Workshop

BILL WINTERS

In *Professional Techniques for Magicians*, James Reneaux wrote "If you have been involved in magic for any period of time, you probably have invested quite a bit of money in tricks that aren't much good. Don't try to get your money's worth by using them anyway. That would be very foolish. Write them off to experience. Or, if there is someone in your magic club you don't like, try to sell them to him."

In the magic world today, there are quite a number of good prop builders, but only a handful who can be considered artists, whose props often go on a shelf rather than in an act. One such artist has been creating the finest children's magic effects for the last twenty years under the banner of Wolf's Magic.

Chance Wolf, with his wife Shelley, opened Wolf's Magic in 2003 in Pasco, Washington. With Chance taking the lead on design, Shelly is second in command, fully capable of operating every tool in the shop as well as building almost every trick to the same exacting standards Chance is known for. In addition, Chance is supported by a creative team of well-known children's performers, among them Jimmy Vee and Oscar Muñoz. Surrounded by this team of top professionals, they bounce ideas off one another until a plot, method, and routine are born. One example of this is Chance's version of Hippity Hop Rabbits. Hip Hop Magician 2.0 has a killer ending that came from the fertile mind of Texas magician Oscar Muñoz. According to Chance, the team's original ideas have been a critical element in the success of Wolf's Magic, and have led to his effects selling out within days of hitting the market.

While a part-time performer in his twenties, Chance quickly became fascinated with

the mechanics of tricks, more so than performing at company parties and table-hopping. With a desire to create original effects, he put his extensive background in sign painting, basic woodworking, and design to good use. Local magicians soon recognized the quality of Chance's work and began asking him to build props for them.

With twenty years of experience as a professional artist, both as a sign painter, a cartoonist, and a comic book artist with Image Comics, Chance has been creating new effects and putting a fresh face on old classics. Leaning on his experience in the sign industry, Chance introduced a product called Sintra (a PVC material) as well as Dibond (an aluminum/nylon substrate) to magic building. This changed the game as these products came in many colors and required no sanding. DIYers know the time saving that comes from not having to sand and paint, then sand and paint again, to arrive at the perfect finish.

One look at Chance's creations and your mind conjures images of a carnival with bright colors and wavy forms, like mirrors in a fun house. As for the old classics, Chance has replaced Forgetful Freddie with a laughing hyena whose head spins and breaks into fits of laughter with the addition of a sound box. His version of Run Rabbit Run has been upgraded to a shark that moves about a sunken pirate ship. With today's craze around the "Baby Shark" song, any child will immediately recognize this familiar character.

Chance was initially influenced by the theme park magician and illusion builder Paul Osborne. However, the lack of details in the *Osborne Illusion Systems* books forced him to think for himself and come up

with his own engineering methods. Jack Hughes would later become a huge inspiration to Chance. According to Chance, “Jack had a way of simplifying the mechanisms to be as fail-safe as possible and effective.” This would become the mantra of Wolf’s Magic: *Simple solid mechanisms built well ... will never let you down!* Twenty-plus years of manufacturing has proven this to be true.

While Chance primarily specializes in children’s magic, he has ventured into other areas. That includes micro-magic rivaling the work of Eddy Taytelbaum, and an effect called “Winds of Isis,” which equals the artistic beauty of Richard Gerlitz’s effects. His stage effects included a full-size guillotine, a jumbo version of “B-Wave” (with Max Maven’s approval, of course), and Jack Hughes Snake Basket, the first effect in his limited-edition series “Vintage Recreations.” He recently ventured into hand-crafting vent dolls, which are already prized by top ventriloquists. Going outside the work of magic, Chance and Shelly parlayed their love of sharks, as seen in many of his effects, into a series of children’s books called *SurfShark*. These fully illustrated books teach kids about sharks. They have an accompanying line of shark-themed gear (e.g., backpacks, wall clocks), along with puzzles, music, and more! Chance and Shelly generously donate 20 percent of all proceeds to shark and ocean conservation organizations. When not working on magic tricks, *SurfShark*, or comic books, Chance can be found using his other creative talents, including playing one of his many guitars with his son.

While most effects are produced in a relatively sizeable amount, several effects have been very limited, with the right of first refusal going to a select group of customers. The Wolf’s Magic website lists three categories of magic: current magic products, vaulted magic products, and limited-edition products. Vaulted magic refers to those props which, due to manufacturing changes or the unavailability of materials, have been discontinued. The limited-edition effects are fifteen exceptional tricks that were put out in



*Hip Hop Magicians,  
also known as the  
“Rolls Royce of Hippy Hop Rabbits.”*



*The Great Whytini.*



*A ring cruncher, used as part of a  
gumball production effect.*



very small quantities ranging from nine to thirty-six. One example of such an effect is “Blades of the Dragon,” a beautiful oriental-themed version of the Razor Blades From the Mouth, hand-crafted from cocobolo wood; only twenty-four units were made. Another effect is the “Jack Hughes Snake Basket,” a vintage recreation of which only twelve units were made in 2003. As of June 2023, one can buy an original Jack Hughes Snake Basket for \$965, while the Chance Wolf recreation, which originally sold for around \$1,000, can be had for a mere \$2,475 on eBay. Both vaulted and limited-edition effects can only be found on collector’s and second-hand markets.

Chance is quick to note that the real stars are his customers, who have given him and Shelley amazing support over the last twenty years. Wolf’s Magic’s motto is “Built to Perform and Designed to Collect,” and Chance’s effects hit the bullseye on both accounts.

Bill Winters’ fascination with magic began at the age of twelve, when his mother suggested he watch the movie *Houdini* starring Tony Curtis and Janet Leigh. That film was all it took for him to fall in love with magic. A few years later, he discovered *The Illustrated History of Magic* by Milbourne Christopher in the school library and became fascinated with the Golden Age of Magic.

The following year, he met a fellow high school student who helped Bill put together a birthday party act, and more importantly, introduced him to the local magic club. In 1981, he was welcomed as the newest (and one of the youngest) members of SAM Assembly #35 in Poughkeepsie, New York. Being a short seventy miles from New York City, he was able to see some of the top magic performers lecture, but the biggest thrill was getting to meet the oldest member of the club, Walter Gibson. It was only after purchasing a copy of *Bill Severn’s Guide to Magic as a Hobby* that he learned how famous Mr. Gibson was and that there was a group of people called magic collectors, with a whole chapter devoted to them. At seventeen years of age, Bill enlisted in the United States Air Force and would eventually earn a commission in the US Navy Reserve. Over the past forty years, Bill’s affiliation with the Department of Defense has taken him around the world several times, allowing him to meet magicians, see magic shows, and visit some of the greatest magic collections in the world. Bill has spoken at several magic conventions and has been published in *Magic*, *Genii*, and *Magicol*. When not working as a Department of the Air Force civilian or on military orders as a commander in the U.S. Navy, he enjoys performing magic and mentalism. You may reach Bill by email at [wfwint@aol.com](mailto:wfwint@aol.com).



### ***Get Thee Published in The Linking Ring!***

The Linking Ring is always looking for new articles, including Parades with a theme, individual tricks, feature stories, biographies, historical essays, and other creative writing. If you want your work to reach as many people as possible, contact The Linking Ring. We have the largest circulation of any magic periodical in the world. Submit your articles or ideas to the Executive Editor at [editor@magician.org](mailto:editor@magician.org).

# Did You Know?

By Joe Hernandez



## Frank Garcia and the David Susskind Show

Frank Garcia's appearance on the David Susskind Show is widely regarded as a masterclass in close-up magic and showmanship. Initially scheduled for the first half of the segment, Garcia's engaging performance earned him an extended spot and left a strong impression on both the host and the audience. Filmed in the 1970s, the episode featured Garcia performing and interacting with David Susskind, known for his skeptical, challenging approach. Garcia maintained composure and wit, even as Susskind attempted to disrupt or expose his tricks.

Across four segments, Garcia presented classic card tricks, sleight of hand, and gambling cons, consistently engaging Susskind and adapting to unexpected challenges. He performed the ambitious card routine, made cards rise to the top of the deck, and executed the Triumph Shuffle with precise misdirection. Garcia also demonstrated the Three-Card Monte and the Three-Shell Game, illustrating how con artists deceive the public.

Notable effects included signed-card revelations, cards appearing from sealed envelopes, and demonstrations of cheating techniques. Garcia's ability to improvise, recover from mistakes with humor, and manage a difficult host highlighted his professionalism and charisma. His banter with Susskind, even during confrontational moments, kept the show lively and entertaining.

The program also addressed deception in gambling, with Garcia sharing personal stories from his career and warning viewers about common swindles and gambling risks. He explained cheating methods, such as marked cards and sleight of hand, providing both entertainment and education. His dynamic presence, technical skill, and audience management offered valuable lessons for magicians.

The televised performance, still available for viewing on YouTube, serves as both inspiration and a practical guide to magic, highlighting adaptability, creativity, and the impact of live performance. These include the nuances of successful stage presence and Garcia's approach to the art of recovery when things don't go as planned.

By studying Garcia's approach, magicians of all levels can learn these essential skills and elevate their magic performance. Garcia's expertise and ability to connect with both lay audiences and magicians make this appearance a landmark in television magic.

---

Joe Hernandez is the author of *Conjurer's Wisdom Vol I & II*, *Magic Babylon: 1,001 Strange Conjuring Facts, Fallacies, and Tales*, *Phonetastic*, *The Foolosophy of Conjuring*, *Houdini: The Ultimate Trivia Compendium*, *Houdini: Reflections*, and his soon-to-be-released *The Biography of Frank Garcia*, from which the above story was excerpted. These books are available at [www.booksbyjoe.com](http://www.booksbyjoe.com), magic dealers, and Amazon.com.



# A Portrait of the Professional

DALE SALWAK

## A Mother's Love

*A mother's love for her child is like nothing else in the world.*  
Anonymous


*All that I am, or ever hope to be, I owe to my angel mother.*  
— Abraham Lincoln

On September 15, 2020, two weeks after my mother had slipped away in dying grace at the age of ninety-nine years and six months, I was sitting dispiritedly on the couch in our family room, trying without much success to concentrate on a new project.

For some reason suddenly I paused, stood up, and instantly felt an unexpected wave of love, like liquid joy, pass through me from head to toe, and I knew with absolute certainty that all will be well for my family, my brother, and me.

This feeling of a mother's deep and unconditional love – and that's what it was – is akin to what many artists, magicians included, experience during the creative process, during performance. It's what frees them and drives them – unstoppably, unafraid.

"If you have a passion for what you do," she wrote to me in a letter that cheered the heart while I was a student at the university, "and if you know the unconditional love of your parents, then there are no limitations on how long or how much you can accomplish." (Many have written on this. See, for example, Rodelyne de Ayala and Jean Pierre-Güeno's *Brilliant Beginnings: The Youth Works of Great Artists, Writers, and Composers*.)



*Both explicitly and implicitly Brilliant Beginnings traces the origins of eighty-four talents, offering insights helpful to every magician interested in exploring the formative influences in their own lives.*

Even though a great work of art exists on its own terms and deserves appreciation on its own terms, the evidence for a connection between a mother's love and an author's drive for what he or she produces is universal.

Consider Abigail Alcott, mother of Louisa May, author of the immortal *Little Women*. After reading her daughter's juvenilia she said, "You will grow up a Shakespeare."



Through her work and care for her family, Louisa sought ways to repay the greatest gift a mother can give her child: permission to hold onto her true voice, to pursue her talent, and protection while she becomes herself.

Or think of Walt Whitman, who idolized and said of his own Louisa that she was the “perfect mother.” “How much I owe to her!” he wrote. “*Leaves of Grass* [his epic poem] is the flower of her temperament active in me.”

Although he continued to create throughout his life, three months after she had passed in 1873 nothing was quite the same. He wrote: “mother’s death – I cannot be reconciled to that yet – it is the great cloud of my life – nothing that ever happened before has had such an effect on me.”

Undone but with a great talent for living, he channeled that grief, that pain, that loneliness into love for the sheer effort of creation until his passing from complications of a stroke in 1892.

Or again, imagine the implied warm smile, gentle tone of voice, little loving gestures, and radiant presence implied in best-selling author Susan Wiggs Pens’ description after her own mother had passed:

“That kitchen of hers – well, it was magic. It was a place of laughter, of endless chatter with the wall phone’s curly cord stretched across the room, of art projects scattered across the table, and the rhythmic click-clack of the typewriter.

“It was a space for stories – both shared and silent – where reading was its own kind of celebration. It was where we learned about justice and compassion through passionate discussions over cooling pies. It was a place where life unfolded, in all its messiness and beauty, and we always had a seat at the table.”

Turning to another perspective, many visual artists who rendered motherhood in their work were also inspired by a deep bond with mothers who were extremely close to their children.

Think of the work of Joaquín Sorolla, Mary Cassatt, Claude Monet, Pablo Picasso, for instance, or the immaculate work of Gio-



*Right to the end Dale’s mother, Frances Helen Salwak (pictured during her ninetieth birthday), was profoundly interested in everything her family did and kept a detailed diary of events all her life.*



*Our editor’s mother, Elizabeth Newman, encouraged his boyhood passions for magic and writing, and lived to see her son’s career develop in both areas.*

vanni Bttista Salvi whose paintings of the Virgin and the Christ Child are quite possibly the most frequent renderings of mother and child in art.

What is true for authors and visual artists is certainly true for many magicians who have settled on a simple, wholesome script for their lives. As three of my prodigiously gifted correspondents reveal in the following examples (I am sworn to privacy), they, too, have benefited profoundly from mothers

who created a nurturing environment for their talents to flourish:

“Every night, before I walk onstage, I give thanks for what I have been given by my mother, including from childhood the love of life, the determination, the curiosity, empathy and compassion for others, and the assurance of being loved, safe, and secure.”

“I didn’t realize – or appreciate – at the time that my mother, who bought me a magic set for Christmas when I was seven, was the magician behind my early interest.”

“I will always look back on my childhood as a magical time. I remember feeling happy, safe, taken care of, comfortable, and loved. I carry those feelings with me every time I step before an audience.”

The ideal mother, knowing that distractions are an enemy of the imagination, also gives her child the gift of time.

One wrote: “As gatekeeper she completely respected and protected my privacy.”

Another: “My mother never saw a routine of mine in the making, although she was always the first to see it when it was done.”

And yet another: “I would be buried for hours in my books, my magic, without complaint from my mother.”

As we look forward to Mother’ Day, this year on May 10, like my three correspon-

dents and so many others who have lost their mothers, I continue with the clarity of retrospect to miss our daily telephone calls, our weekly visits, and our ever-widening discussions about all things literary, musical, and theatrical.

Most of all, I continue to miss hearing from her those three words that only a mother can ask: “How are you?”

---

*Dale Salwak continues to perform internationally while directing (since 1978) the Chavez Studio of Magic in southern California. Currently he is serving as an International Relations Officer for the I.B.M. Special thanks to Ryan Salwak for valued input. I am well aware that at the opposite end of the parenting spectrum, childhood was not always the safe haven that we would like to imagine. But that’s a topic for another time.*

---

**EDITOR’S NOTE:** Each month this series on showmanship will feature a short essay on the magical performer’s art. We will alternate between the writings of Neil Foster and Dale Salwak, with added features by Benny and Marian Chavez. Send comments, questions, and appreciations to Dale Salwak at [dsalwak@citruscollege.edu](mailto:dsalwak@citruscollege.edu).

## Sign Up a New Member

Ask our Headquarters Office for some Membership Brochures and Application Forms (or visit [www.magician.org](http://www.magician.org)) and sign up someone interested in magic. Show them a *Linking Ring*, invite them to a meeting, and tell them about our magic-filled Convention!

# From Our UK Correspondent

BRIAN LEAD



On New Year's Day, I took part in a unique event: an international gathering via Zoom, which involved around eighty participants from fifteen countries, five continents, and numerous time zones. It was based in the United States, starting at 9 a.m., but the time was 3 p.m. over here in the United Kingdom, and for the Australian and Japanese contingent, it was 2 a.m. the following morning!

This by-invitation-only New Year's Toast was the brainchild of Jim Hagy, who was celebrating the sixtieth anniversary of his first *Mystics* magazine publication in 1966. Since then, his free PM2 (*Perennial Mystics Squared*) publication, issued periodically throughout the year in limited editions of 250, has gone from strength to strength, attracting articles on magic history from eminent magicians around the globe – many of whom were present. In fact, I was the only person I had never heard of!

The deal was that those invited should present a one-minute toast or a presenta-

tion/anecdote lasting no more than three minutes. The whole affair was planned to last for three hours, but as the average length of an item theoretically worked out at 2.25 minutes this was never really on the cards, and the first "hour" segment soon stretched to 90 minutes.

I opted for the one-minute option, but was still able to mention this column and send greetings from Blackburn, Lancashire (where the Beatles counted 4,000 holes). I said it was here, at the Palace Theatre in 1901, that Houdini almost met his match. He wrote later: "I have had some pretty close calls, but have always pulled through somehow. The nearest I ever came to giving in was during my engagement in Blackbourne (sic) England." His challenger was a physical training expert called William Hope Hodgson, who later became a famous science fiction writer, authoring iconic texts such as *The House on the Borderland*, referred to by H. P. Lovecraft as "a classic of the first water."



*Palace Theatre.*



*Brantfell steps.*





William Hope Hodgson.



Harry Houdini.

Hodgson lived just a few streets away from my current home, and among other things captured the local imagination by habitually riding his bike down the so-called Brantfell steps, adjoining a nearby park. Sadly, he was killed in action in France during the final year of the Great War.



Attendees from the United Kingdom included Ian Keable, who read out a letter written long ago by Bayard Grimshaw, who said that there was nothing left to be discovered about David Devant – which is not really what you want to hear when you are in

the middle of writing a book about him, as Ian is. Also from the UK, Tim Reed showed a recently acquired rare postcard photograph in which Helmut Schreiber (Kalanag) could be identified as part of a group, and Richard Evans had a copy of a picture, painted by Stubbs in 1763, of the first zebra to appear in England, as part of the Pinchbeck menagerie. This was the father of William Frederick Pinchbeck, who wrote *The Expositor* in 1805.

Others involved from the UK were Jonathan Allen, Richard Wiseman, Peter Lamont, James Smith, and Marco Pusterla, on his favourite theme of Chefalo. One of my stand-out comments of the day came from Ken Trombly, talking about his latest large-format book *The Art of Magic* and calling it not so much a coffee table book, but a coffee table.

Will Houstoun, until very recently the editor of the Magic Circle's *Magic Circular* magazine before moving over to *Genii*, was also there. I was struck by some of this parting editorial comments, when he wrote: "It is important to remember that this magazine is not written just for you, the current Mem-

bership, but also for an imagined future reader. They, I hope, may look back on these pages, by then historical artefacts from a time gone by, as they explore what magic was in the first decades of the twenty-first century, and use that to try to define what it might then become for them.”

As the editor of two magic club magazines myself, I often peruse the archives for material. My own local society, the Modern Mystic League, is now 112 years old, having been founded in 1914. In its records we read of members missing in action in the Great War, with prayers that it will soon be over, attempts at mounting the then-popular magical sketch of *Will, the Witch, and the Watch(man)*, a Covid-like break in activities in anticipation of a polio epidemic, and the decision to hold meetings on Sunday afternoons to avoid problems going home in the wartime blackout; a timing which remains to this day, possibly making us unique in the UK.

Towards the end of 1945, with the long

war finally drawing to an end, this report appeared in our records: “A letter has been received from Mr. Goodliffe Neale of Birmingham, making it known that he is shortly to publish the first weekly edition of *Abacadabra*; a magical paper for all magicians. We feel that a paper of this kind would fill a long-felt want, and magicians should back it to the full. The only snags would be getting enough readers to make it a paying proposition, and getting enough subject matter each week, but – impossible things are done by the damned fool who doesn’t know they are impossible! Good luck to your new venture, Mr. Goodliffe, and may you prove us all wrong.”

We can now say with the smug smile of hindsight that the first edition of *Abacadabra* appeared exactly eighty years ago, on February 2, 1946, and ran “always great and never late” until March 28, 2009, covering sixty-three years and 3,296 editions, with our own Donald Bevan at the helm for much of its long history.



Donald Bevan.



*Abacadabra Magazine.*

**Moving?** Please notify the I.B.M. Headquarters Office at least four to six weeks before you move. By notifying the office ahead of time you will receive *The Linking Ring* at your new address and avoid paying a five-dollar per issue charge to resend the missed issue to your new address. Please see page four of every issue of *The Linking Ring* for the contact information for the Headquarters Office.



# Youth Trivia Contest

**February's question:** Quite a few magicians have performed acts during which the effects fail in funny fashion. *Who is often cited as being the first of the variety and vaudeville era to perform such a comedy act?*

**Answers must be postmarked by March 20, 2026.**

**November's question was:** A magician from not-so-modern times performed an effect during which a spectator smashed a plate into bits, and withheld one fragment. When the remaining pieces were instantaneously restored, the single remaining piece fit perfectly into the gap in the plate. *Who was this performer?*

Several Youth Members submitted theories regarding the answer to this question. Unfortunately, none of those submissions was correct. This is what we were hoping that you'd find ...

*It's a relatively common plot amongst today's card-workers. A card is selected by an audience member. The selected card is torn into pieces. One of those pieces is retained by the audience member. The remaining pieces of the card are caused to vanish, and are subsequently found in an impossible location, the torn pieces having been magically restored – with the exception of the piece retained by the audience member. When the audience member holds the final piece to the magically restored card, the missing piece fits perfectly, proving that the restored card is the exact same card that had previously been selected and mutilated. Killer: We'll come back to this.*


Richard Henry Turner Plumb was born in Ambleside, United Kingdom, in the northwest of England, about sixty-five kilometers (forty miles) south of the border of Scotland, in 1864. Henry was the first of fourteen children, but only about half of them lived beyond their first year or so.

*In his teens, he became enthralled with performing as an entertainer; much to the dismay of his father. It seems Dad had intended his first-born to follow in the family business as an optician and compass maker. Also, music hall performers in the UK – similar to vaudeville performers in North America – were not always held in high regard. By his late teens, he had adopted the French-sounding name Henri Cazman for his performances. He even claimed to be born in France, probably to add an aura of authenticity to his stage persona.*

*In the beginning of his showbiz career, he performed mostly as a musician and in British "pantomime." He developed skill at keyboard instruments working as a church organist in his youth, and a bit later, he learned to play the guitar. Musical segments were the main components of his acts at first, but he added shadowgraphs and impressions over time. Nobody is certain how or when Henri Cazman was introduced to conjuring, but magic and the allied arts became important parts of his repertoire.*

*During a performing tour of the United States, Henri met a young lady from Trenton, New Jersey, named Florence Eardly. They married in 1896, and very soon after that, they had a son named Leon. Within five years, the couple welcomed two more children: daughters Yvette and Irene. The whole family became part of the act, with Leon at the piano, and Yvette and Irene as song-and-dance phenoms. Mom Florence performed*





(l to r): Photographs of Henri Cazman – even grainy, low-resolution images – are uncommon. This newspaper photo from the mid-1890s comes to us courtesy of illusionist, author, and historian Paul Kieve. • A particularly goofy newspaper image of Cazman mid-impression. Critics described him as a “facial contortionist” during these portions of his shows. (PHOTO COURTESY OF PAUL KIEVE) • The illustration of “The Flying Watches and the Broken Plate,” from 1876’s *Modern Magic* by Professor Hoffmann.

comedy and quick-change pieces. Henri Cazman’s versatile presentations included shadowgraphs, chapeaugraphy, and increasingly... conjuring. (Henri and Florence had a third daughter, Prudence, just a few months before Henri passed away, tragically young.)



An advertisement for the Henri Cazman Family, featuring Irene, Yvette, Florence, and Henri.

Let’s get back to the effect in the question. It’s the same basic scenario as many “torn-and-restored” card tricks done in today’s world, except, instead of a selected playing card, the trick is done with an ornate china plate.

A volunteer from the audience was invited to shatter a dish made from English bone-porcelain. That audience member kept one of the pieces of the broken plate, and the rest of the bits and shards were loaded by Henri Cazman into the flared barrel of a muzzle-loader gun, along with gunpowder and primer.

Cazman then pointed the weapon away from the spectator and audience, and toward a screen set on the stage as a sort-of backstop. He fired the loud blunderbuss, and the previously broken serving plate instantly appeared in the screen, completely restored ... with the exception of **one missing fragment**.

When the audience volunteer compared the retained fragment to the empty space in the otherwise complete porcelain plate, it was a perfect fit – proving that the magically restored plate was the same piece of tableware that was smashed by the spectator a few moments earlier.

According to Douglas Gilbert in his book *American Vaudeville: Its Life and Times*, this effect “has never been satisfactorily explained.” However, Douglas Gilbert was understandably wrong; he was a drama critic and theater journalist, **not** a magician. By the time that Henri Cazman was performing his routine on the stage, it had been in print for many years. An elaborate version of the effect titled “The Flying Watches and the Broken Plate” appeared in *Modern Magic* by Professor Hoffmann, published in 1876.

The effect was described in that book about seventeen years before the earliest date we found that Henri Cazman might have performed it; 1893. We didn’t discover any documentation

of other conjurors presenting it before him. By the early 1930s, an adaptation called “The Plate Restored” was commercially manufactured by Haenchen Magic. This variation used a “firebox” to vanish the shards of broken plate, in lieu of a firearm.



**SAM Past National President Dal Sanders inherited this 1930s Haenchen Magic version of “The Plate Restored” from his father-in-law, Jack Hodges III.**

(PHOTO COURTESY OF DAL SANDERS)

Although he isn’t a well-known figure in magic history by today’s standards, Henri Cazman was a significant and successful, multitalented figure in the entertainment business. Along with his musical abilities, he learned conjuring, shadowgraphs, Troublowitz, Chapeaugraphy, juggling, celebrity impressions, and demonstrations of mathematical wizardry. He performed not only in England, but “on the Continent and the Colonies” according to Sydney W. Clarke, and received wonderful reviews and audi-

ence responses wherever he went. In addition to his performing activities, Cazman also founded an agency around 1900, and worked managing and promoting other performers.

There isn’t a lot written about Henri Cazman in books. You’ll probably only find brief mentions in volumes including *MAGIC: A Pictorial History of Conjurors in the Theater* by David Price, and *The Annals of Conjuring* by Sydney W. Clarke. However, there’s quite a bit of information in past issues of periodical publications, including *The Sphinx*, *Genii*, *MAGIC*, *The Linking Ring*, and especially in the “A Rich Cabinet of Magical Curiosities” columns by Dr. Edwin A. Dawes in *The Magic Circular*.

Richard Henry Turner Plumb, the magician known as Henri Cazman, died in 1917, at the young age of fifty-two.

If you submitted a response to this month’s question, but you didn’t submit the *correct* response, please, *keep trying!* These questions aren’t intended to be effortlessly answered using Internet-based search engines like Google, Archie, or Bing. Bring your copy of *The Linking Ring* to your local I.B.M. Ring meeting and ask one of the older, more experienced magicians to help you find the answer. Show the entire world how much you know, get your name published in the pages of *The Linking Ring*, and win some great magic from one of our greatest brick-and-mortar magic shops. You’ll love the prizes!

## Attention all Youth Members!

Do you feel that you have a question that’s suitable for the I.B.M. Youth Trivia Contest? Then please send your question and the answer, along with your name, age, membership number, telephone number, and address to:

I.B.M. Youth Trivia Quiz  
c/o Don Greenberg  
4450 Peace Valley Road  
New Waterford, Ohio 44445 USA

Please make certain to include a few references. If we use your question, we’ll send you either a pallet of soon-to-expire “U.S. government cheese” or a really cool magic book – our choice.

**See if you can win! Follow the Contest Rules on page 143 and mail your responses to the address above.  
Answers must be postmarked by March 20, 2026.**

## Magic Down Under Profiles of Prominent Australian Magicians

By Kevin Casaretto

# Ross Skiffington

Ross Skiffington was born in New Zealand. He trained as an actor and graduated with a diploma in fine arts from Auckland University. In 1975, he moved to Australia, becoming an Australian citizen in 1984.

Skiffington became a prolific actor on a lot of Australian productions in the late 1980s. He performed his illusions on primetime television shows like *The Don Lane Show*, *Young Talent Time*, and *The Bert Newton Show*. He was also on the daytime talk television shows like *The Mike Walsh Show* and *The Ray Martin Show*.

He was involved in the creation and direction of theatrical and magical shows such as *Tricks*, *Electricks*, *Patrick's Hat Trick*, *The Fabulous Fontaines!*, *Chiller!*, *CHINOIS!*, and the *Melbourne Festival of the Arts Opening Night Spectacular*. He worked extensively for Bell Shakespeare Company, performing as an actor and magician.

Skiffington will be remembered as the star performer for Silver's Grand Magic Circus, in particular his act in which he shot a lady out of a cannon into a nest of boxes.. The circus was one of the top circuses in the world at that time he was with



*Ross Skiffington.*

them. It featured his greatest illusions on a grand scale, with the tent selling out nearly every night of its tour.

Skiffington received two Lifetime Achievement awards: one from the Australian Society of Magicians Convention in 2000 and another from Magic New Zealand in 2005.





# Marketing Magic

KENT CUMMINS

## The Magic of Books!

*“Books are a uniquely portable magic.” – Stephen King*

I love books, and not just magic books – although thousands of the books in my personal library are magic books. Do you remember the Disney character Scrooge McDuck? He loved money, but not to spend. He just loved to be surrounded by it. He loved the feel and smell of money.

That is the way I feel about books!

People my age (I just turned eighty-three in January) probably learned much of their magic from books. There was no YouTube, no Google, no consumer internet. In order to watch a movie, you had to go to a movie theater and your choices were limited to whatever the theater was showing on the one screen inside. My family didn’t have a TV set until I was in the fifth grade, and when we got one it was small and black and white. There was no social media.


Magic stores and magic clubs were the main ways that fledgling magicians could begin to learn the trade, and those tended to only be in the larger cities.

When I started my journey to become a magician, at the tender age of six, the only magic book I had was the instruction manual from the A.C. Gilbert Mysto Magic Exhibition Set. I devoured Mr. Gilbert’s “Advice to Young Entertainers,” on the first page of the small booklet, which included an explanation of misdirection. I



had not yet learned phonetic reading, and for about four years I called it “midistriction” instead of “misdirection.”

I think the first magic book I ever received was *The Encyclopedia of Patter* by Robert Orben. My dad gave it to me as a Christmas present. I suspect my dad picked it out for me because at my first paid show in



1953, when I was ten, I was so shy that my dad stood on the side of the stage like a sideshow barker, explaining what Mysto the Magician would do next!

Orben’s first patter book had a long routine for Clippo, which was one of the tricks in my first Mysto Magic set. Unfortunately, the rubber cement had dried up, so I didn’t learn how to perform it until many years later.

The book also had a poem for the “Card Fan Production Finale.” As a kid magician, I had not learned how to do card fans, but I liked the poem and used it in some of my card routines. I also tried several of the “Magicdotes,” which were jokes about magicians, but I wasn’t very good at telling them.

### Protecting the Secrets of Magic

What is the first rule for a magician?  
“Don’t tell the secrets!”

This is what A.C. Gilbert had to say in that *Mysto Magic* set instruction booklet: "... to play your part well keep them guessing, never giving away the secret." Most of my early magic books emphasized this as the first rule for magicians.

While in the fourth grade in Del Rio, Texas, I noticed two magic books in the classroom library. That worried me. Any fourth grader could easily learn some of the precious secrets!

So, I used misdirection to surreptitiously steal the books from the library. I think one of them was the *Buster Brown Book of Magic*, although I have never been able to find a copy of it. I do not remember what the other book was, but it definitely contained magic secrets.

That summer, when my family moved to New Orleans, I felt so guilty about being a thief that I threw the books away.

I know. That did not assuage my conscience even a little bit. And now I had no way to return the stolen books. Finally, I confessed to my dad. He proposed that I save up my allowance until I had enough money to replace the books, and he wrote a check to the school back in Del Rio and mailed it with a hand-written letter of apology from me. (I wish I had kept a copy of that letter, but this was in 1953, long before copy shops.)

Upon reflection, I realize that books with magic secrets have always been available from libraries and bookstores, as well as from magic shops. Anyone who chooses to invest their time and money could learn how to be a magician. I remember buying *Dunninger's Magic Tricks* from a revolving book rack at a store in San Antonio, Texas while I was still quite young.

Here is a better example of me protecting magic book secrets: I was in the eighth grade at Baton Rouge Junior High School when I saw a boy walking past me with a magic book under his arm. I stopped him and asked what he was doing with that magic book.

He replied that he was a magician. "Oh, then that is okay," I said.

That boy was John Schexnaydre, who be-

came one of my lifelong friends. His story of learning to escape from handcuffs is even in my new book *I Want to Be Like Houdini!* John and I developed the Horror Hops, created magic shows by Mr. Mystery, and eventually started a chain of sandwich shops (the SamWitch shops) in Austin, Texas. Margot and I still see him on social occasions here in Georgetown, Texas.

I still think it is important for magicians to protect their secrets. But I no longer think it is okay to steal and destroy magic books!

## Magic in Libraries

I was still living in my birthplace of Del Rio when I discovered magic books in the public library.

But when I looked up "magic" in the card catalog (remember those?), all I found were books about witchcraft, demons, and the occult – and they did not seem to be in the children's section! The librarian showed me that the books I was looking for were under "conjuring," a word that means performing tricks for entertainment. I will never forget the Dewey Decimal number for my kind of magic books: 793.8.



*Kent Cummins wearing a motivational t-shirt in the library.*

The Dewey Decimal System of classification is an American invention, but it seemed to me that the term “conjuring” was found more often in books from England. American magic books more often just used the word “magic.”

When my wife and I were preparing to move to Georgetown in 2012, my two young granddaughters (who were seven and eleven years old at the time) helped me pack up my magic library. Their mother came to pick them up and saw some of the occult book titles in my collection. She was aghast and refused to let her daughters continue to help me move my library! That’s why all such books at the Fantastic Magic Center are now in bookcases with opaque doors. Your children are safe when they visit my library!

Libraries are a great place to perform magic shows. I always ask the librarian to put up a display of magic books, including books about Houdini, The Wizard of Oz, and (of course) Harry Potter. After my performance, I always donate a magic book to the library – usually *Mark Wilson’s Complete Course in Magic*.

Today, when kids are spending so much of their time looking at digital screens, I feel that youth literacy is more important than ever. Libraries are an amazing – you might even say “magical” – resource.

## The Book of Magic Illusion

In some of my illusion books, it is called, “The Book of Life.” I first saw it in a Mark Wilson-produced theme park show, although not performed by Mark himself. I loved it, and convinced my brother Carter to build me one for a series of library shows.

I discovered that I could wrap the book to make it look like a real published book, first as a book by Joe Vitale about P.T. Barnum. I used the book to produce a mermaid, then P.T. Barnum himself. I have also used the Book of Magic to produce Santa Claus. Of course, this giant book has the number 793.8 on the spine!

CJ Johnson and I entered a contest sponsored by *The Illusionist* magazine to create the most innovative use of the Doll House

Principle. We built a Book of Magic that worked like a doll house and we won the cash prize. Another reason I love books!

PAGE 12
September, 1984

Library
Reporter: Bill Clark



“MAGIC IN THE PARK” was a fitting conclusion to the Library’s popular “Magical Mysteries” summer reading program for children. Headlining the event was a master magician, Kent Cummins, whose feats amazed and delighted the audience.

### ‘Magic In The Park’

Even a surprise rain shower did not dampen the enthusiasm of an attentive audience as they enjoyed the Library’s “Magic in the Park” program, held Aug. 4 in Woodridge Park. The program marked the grand finale celebration of the Library’s “Magical Mysteries” summer reading program for children, which officially ended Aug. 11.

Headlining the event was master magician, Kent Cummins, who made his grand entrance onto the park bandstand out of this seemingly empty 6-foot tall book.

In addition to performing the traditional tricks from a magician’s repertoire, Cummins added a new twist to the familiar “sawing-the-victim-in-half” routine. Instead of using the expected handsaw, he “cut” his victim in half with an electric saber saw which had a foot-long

*The Book of Magic Illusion in the park.*

## Important Non-Magic Books

When I was in the sixth grade, my dad gave me a copy of *The Power of Positive Thinking* by Dr. Norman Vincent Peale. I read it, believed it, and have tried to follow those guidelines throughout my life. Later as an adult, I had the opportunity to meet Dr. Peale and thank him for the inspiration.

In 1985, when we were preparing to sell the SamWitch shops and I was going to have to find a new job, I got a copy of *What Color is Your Parachute?* by Richard Nelson Bolles. I thought it would teach me how to write the perfect resume, but it turned out to be a motivational book that encouraged the reader to discover their passion and then find – or create – a job doing just that. We spend about a third of our life working, so that work should be rewarding, not a drudgery.

The book helped me create a career where I could do all the things I love: magic shows, juggling, writing, teaching, consulting, and public speaking. I became a “Full-Time Kent Cummins!”





*A sampling of Marketing Magic books.*

## Marketing Magic Books

There have been dozens of books published about marketing for magicians. I know because I have a bookshelf stuffed with them! Harlan Tarbell talked about marketing in his famous *Tarbell Course in Magic*, originally published in 1926.

And of course there is my own book, a compilation of the first two years of “Marketing Magic” columns from *The Linking Ring*. Wholesale copies were available from D. Robbins. You can usually find copies on Amazon and, of course, at [www.magicwordpress.com](http://www.magicwordpress.com).

the last century), the easiest way to have a magic book with your name on it was probably buying the “102 Tricks” book from D. Robbins E-Z Magic Company. With the advent of desktop publishing, and the availability of already-available content, it is even easier (and probably cheaper) to create your own book with your name as the author.



*Promo posters for Kent's books.*



*Poster for Kent's promo book.*

## Author! Author!

Are you the author of a magic book?

If not, why not?

When I was very young (in the middle of

Why would you want to do that? Well for one, it gives you additional credibility. I once  
(continued on page 146)

# Magic and

# Memories

David Ginn




## The Last-Minute Phone Call

People sometimes ask me what good my journalism degree did for me considering I've made my living as a magician for fifty years. They only knew about my magic shows, not aware that my writing career ran parallel to my performances all those years.

Though in some ways I am a self-taught reader and writer, I gained important insight into writing from the many English and journalism courses I took throughout high school and college.

I'm reminded of an aptitude test I took as a senior in high school. Once the results came in, my high school counselor James Cooley invited me to his office.



*David in high school.*

"David," he said, "what do you plan to do after you finish school here?"

"Go to Georgia Tech," I replied, referring to the university in downtown Atlanta, which had been on my radar since I was twelve. "I'll be a rambling wreck from Georgia Tech and a heck of an engineer."

My grandfather had been an engineer for the Georgia railroads and my dad worked for the railroad, too. Of course, I wanted to study engineering at Tech – such as mechanical or electrical engineering – not drive trains like my railroad engineer grandfather had.

"David, I understand how being from Atlanta you'd want to go to Georgia Tech. But according to your aptitude test here," Mr. Cooley said, pointing to my paperwork, "you enjoy English, reading, drama, the arts, and things like that. Plus, I know you dabble in magic as a hobby. And the truth is, Georgia Tech doesn't teach anything like that."



*David's  
high school  
guidance  
counselor  
James Cooley.*

You could have knocked me over with a feather. I was seriously crushed. What was I to do?

“On the other hand,” he added, “the University of Georgia, only an hour away, has the fourth-highest-ranked journalism school in the United States.”

“It does?” I asked.

“Yes, it does. I think you should seriously think about that as your direction for a college education.”

*In that very moment, I totally agreed with him.*

That’s how a year later I landed at the Henry W. Grady School of Journalism at UGA, and I was happy I did. Starting with Dean John H. Drewry’s Journalism 101 class, I was in my niche.



*A story published in David’s college newspaper about his budding magic career.*

Oh, sure, I had to take the “core curriculum” courses like French, botany, math, physical education, and military science. My counselor wanted me to get all the basics out of the way first. *But I insisted I take at least one journalism class every quarter.* Which is exactly what I did. By the time I was a senior, I was taking *only* English and journalism courses, which paid off in the long run.

If you’ve read my stories these past five years, you already know how my first book came to be published. While I was in grad school, I saw an ad in *Genii* that led to the publication of *Colorful Magic* in June 1969. The rest, as they say, is history.

Year by year, between shows and in the summer, I proceeded to write eighteen magic booklets ranging from eight to eighty pages. As I explained in my October 2024 column, I

then learned Lee Jacob’s magic word – “hardback” – just in time to publish *Professional Magic for Children* in 1976.

That book was followed by *Children Laugh Louder* (it should have been a hardback too, my mistake), which led me to start going on lecture tours in 1978. My lecture tours lasted for nearly forty years. I performed and shared magic in nearly twenty-five foreign countries, plus every major and minor city in the United States.



*Four books by David Ginn: Starting in Magic, Keep It A Secret!, Super Math Puzzles and Tricks, and Money Math Magic.*

But unbeknownst to a lot of magicians, I also wrote four beginner magic books published by national publishers. A nearby photo shows those four books, starting with 1976’s *Starting in Magic*, followed by three Weekly Reader books: *Keep It A Secret* (1980), *Super Math Puzzles and Tricks* (1981), and *Money Math Magic* (1987). These books were sold to children in the school-based Weekly Reader program. They also managed to pay some of our family bills.

Full-time professional Tim Hannig shared with me that *Starting in Magic* was the first magic book he ever owned, and he asked me to sign it at a lecture about twenty years ago. Just six years ago, Tim authored an important magic book, *Perform... All the Stuff to Think About*, one of the best pro magic books I’ve ever read.





Tim Hannig owns a copy of *Starting in Magic*.

This long but important introduction leads us to the subject of this month's story.

## The Last-Minute Phone Call

*This story originally appeared in the Fall 2007 issue of The Florida Writer magazine, the official publication of the Florida Writers Association. Then-Editor Sammy Smith asked me to share something about writing one of my beginner books. He wanted a story that would make sense to other writers and perhaps offer a bit of education by experience.*



The layout of David's "The Last-Minute Phone Call" when it was originally published in The Florida Writer.

*I thought I had lost my personal copy of the issue but after cleaning out my office in September 2024, I located the missing magazine.*

*With that in mind, I want to share with you the article, which is angled for Florida writers, in the hope that you magic readers will learn what an author like David Ginn goes through to bring a book to the finished page. Here is that story:*

Just because I am a native of Atlanta, Georgia, and will always live here doesn't mean I'm not a Florida writer. The truth is, I am.

I've started books in Florida, finished books in Florida, and both written and edited whole books while at the beach in Florida. For thirty years my family has vacationed at New Smyrna Beach, and I've hauled typewriters, photos, notes, and even rented a computer in Florida in order to write during those hot summer sunny afternoons in the air-conditioned condo. I've also eaten lots of good cooking at Aunt Catfish's, Norwood's, and Dustin's Bar-B-Q.

So please consider me a Florida writer for a moment, even though I am a Georgia boy at heart. With that said, let me tell you about an unusual situation that happened in June 1987.

Since 1969 I have written dozens of booklets in the magic field, teaching magicians and clowns how to do tricks and entertain children. These were all based on the fact I perform 300-400 shows yearly at schools, churches, and libraries as a comedy children's magician. My first eighteen books ran from eight to eighty pages, mostly saddle-stitched paperbacks, but they all sold well and went through numerous printings.

My first hardback, *Professional Magic for Children*, came out in 1976, sold out the first printing in eight months, and rapidly went through two more printings. This hardback put me on the "magic map," and it led to my lecturing to magic clubs across the United States starting in 1978. It also gave me the authority to write magic books teaching children how to do easy beginner tricks.

By 1987 I was on my third book to be published by Weekly Reader Books, with editorial offices in Connecticut. The first two, *Keep It A Secret* and *Super Math Puzzles & Tricks*, had both sold well to school children across the US. The royalties from one of them even put a new roof on our house!

In 1986 I had pitched a third book to Weekly Reader with the working title *Money Math Magic*. I thought the three M's sounded good, and the idea was that every math trick in the book would involve money and magic. Sounds like something kids would enjoy. As it turned out, I was right. But more about that later.

Once the publisher approved it, I wrote the entire book in the fall of 1986 and turned in the final draft, complete with drawings, by January 1987. After that I went about my life of doing 300 school shows yearly and lecturing here and there.

Then it happened.

One day in early June, five months later, the telephone rang in my office. It was a non-show day about nine o'clock in the morning, and I was at home in shorts and a tee shirt.

The call came from my editor at Weekly Reader, the same lady who edited the previous two books. I figured she was calling to tell me the date in September that my new book would appear. But that was not why she called me.

"There's a problem with the book," she

said, "and I'm going on vacation for two weeks starting at noon today. You have three hours to solve the problem."

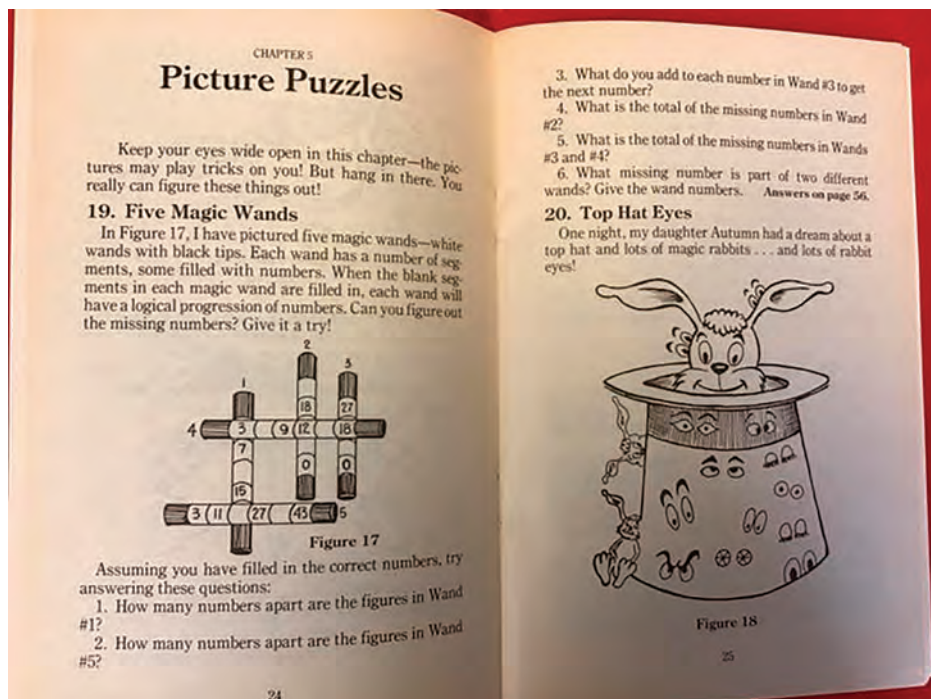
*Three hours?* I worked on that book for six months. I knew it inside out, but that was six to ten months ago. Eeek! What was I to do?

Carefully she explained the problem, and I promised her I'd drop everything and tackle it *now*. It involved the math in one of the tricks. As it turns out, the editors had tried that math trick with different numbers, and *it did not always work*. With some numbers it came out wrong.

We couldn't have little Wesley Smith in Eustis, Florida, fretting over why that one trick in the book published by Weekly Reader would not work, she told me. Of course, I agreed with that, and we hung up the phones.

I closed my eyes and said a quick prayer.

Then I cleared my desk with a sweep of my hand, got sharpened pencils with erasers plus plenty of paper, grabbed my calculator, and went to work. I tried what she told me, and she was right: *the trick did not work*.



An excerpt from *Money Math Magic*.

So I started trying other things with the math trick. Trial and error. All using my high school math, which had gotten me this far. I played with the math for about half an hour.

Suddenly, by the grace of God, not only did it hit me *why* the trick didn't always work, but also how I could solve it.

I changed one of the numbers on the "magic rabbits" artwork in my rough draft. I ran the numbers with my new solution, tried it over and over with various number combinations, and yes, yes, yes, HURRAY, it worked every single time. It was clearly evident to me that the Good Lord had answered my prayer and helped me solve the dilemma.

Immediately I called my editor. By now it was 10:30 a.m. I explained my solution, and she said, "We'll try it and get back to you."

For the next hour I piddled around the house, fed the rabbit, worked on this and that, but stayed off the telephone.

At 11:30 the phone rang. I held my breath and picked up the desk phone receiver.

"Your solution works," she said. "You did it! Now I can go on vacation, and your book goes off to press!"

That was the "last-minute phone call" I have remembered for thirty-nine years. And yes, I am still thankful that I was blessed with the solution on such short notice.

*Money Math Magic* appeared in the fall of 1987 and became a Weekly Reader best seller. Over the next five years, I later learned, this little book sold more than 100,000 copies in paperback to school kids across the US and United Kingdom.

When Weekly Reader finished promoting the book in 1992, they allowed me to buy the remaining 3,000 copies for \$600, shipped to me. Yes, that's twenty cents each. In turn, I priced them at \$3 each and sold them at family nights and summer library shows for the next seven years. That way I turned the \$600 investment in my own book into \$9,000, a sizeable profit.

What is more important about the book is that it gave elementary-age children some fun, educational reading about magic tricks that also taught them math principles.

It turns out that *Money Math Magic* was successful on many levels, and that last-minute phone call was really worth a lot.

---

David Ginn has written 102 published books and DVDs about entertaining children with magic. His lectures have taken him to some twenty-five countries and all over the United States. He still lives in Loganville, Georgia near Atlanta with his wife Lynne. David may be reached at [GinnMagicShop.com](http://GinnMagicShop.com) or by email at [ginnbooks@gmail.com](mailto:ginnbooks@gmail.com).

## **Parade Contributions Wanted From Rings and Individuals**

Sharing your original magic in a Parade builds your reputation, establishes your contributions to the art, and adds value to our journal. Getting published also means your work will be considered for a *Linking Ring* Award. Names of winners are announced at the Annual I.B.M. Convention and published in *The Linking Ring*. Submit your Parade or individual tricks to the Executive Editor at [editor@magician.org](mailto:editor@magician.org)





This month, I am sharing a good friend's idea. Dr. Simon Carmel is a mathmagician living in Florida. He has many great ideas that blend math with magic. He also has a wonderful Mathemagic lecture and show available to I.B.M. rings and magic clubs. Reach out to him for more info on that.

**EFFECT:** A Mathemagical Prediction. "We live in a world today filled with numbers: pass-codes, logins, etc. But even with all the numbers we use every day, each of us has a special lucky number. Today I want to share something about the future, but to do that, I need something from your past. Think for a moment and decide what your lucky number is. Now, please tell me, and I am going to write something down." They say 15. You write a prediction – 195 – and place it face down where everyone can see it. Now, at the top of your page, write the numbers 1 through 10 in a long vertical line. At number 1, you write 15, hand them a pencil, and have them write the numbers 16 to 24 in numerical order, in a vertical line. Ask someone to add all those numbers, then read your prediction. It's a perfect match.

## WORKING AND PRESENTATION:

When teaching students, anything involving math is a hit with the staff. Imagine asking your student to write down their lucky number.

For example, let's say they write down 13. You make a prediction and ask them to add the following numbers in a row, 13 to 22.  $13 + 14 + 15 + 16 + 17 + 18 + 19 + 20 + 21 + 22 = 175$  will be their total. They open your prediction and read "Your total will be 175." This works with any number, from single digit to multi digit. All you need is paper, a pen, and a calculator.

To make your prediction, take their number (for example, 35), add 4 to it ( $35 + 4 = 39$ ), then append the digit 5 to the end (395). Write this prediction down and set it aside.

Next, have them create their list. Starting with their chosen number (35), they write down 10 consecutive numbers in ascending order:

35  
36  
37  
38  
39  
40  
41  
42  
43  
44

(You can have a card prepared with the numbers 1 through 10 to help organize this.)

Ask them to read off each number in their list. Have someone else enter each number into a calculator as they're called out. Press the sum button, and they'll arrive at your predicted number: 395.

This is a wonderful little bit of fun that can be played small or large for any older audience. It also shows students that math can be fun, and a tip of the top hat to Simon for sharing this magical idea. People are fascinated when they see people doing rapid math and magic with numbers. Numbers are such a part of our day, but most of us fear math as much as we fear going to the dentist. This shows that math = fun.

## Examples:

Take their lucky number, add 4 to it, and then add number 5 as the last number.

### Lucky number: 18

$18 + 4 = 22$ . Add 5, 225 will be total sum.

### Lucky number: 30

$30 + 4 = 34$ . Add 5, 345 will be total sum.

### Lucky number 43

$43 + 4 = 47$ . Add 5. 435 will be total sum.

Until next month,

Bob Durante

*bobdurante55@gmail.com*

# David Copperfield Visits John F. Miller School

In December 2025, David Copperfield visited the John F. Miller School – which provides special educational programming for children and young adults with special needs – to present three magical trikes to deserving families. Variety Arts Children’s Fund President Fielding Franklin West introduced Copperfield, while fellow magicians David Goldrake (performing a levitation) and Farrell Dillon (performing rope magic) provided entertainment. Also pictured: Lorenzo Clark and International President Stephen Levine. *To learn more, turn to the President’s Page column on page 11.*



*(Top l to r): Children, families, and staff were present for David Copperfield’s appearance at the John F. Miller School, which provides special educational programming for children and young adults with special needs. • Fielding Franklin West introduces David Copperfield, who will present three magical trikes/specialized chairs to three families. • David presents a magical trike/specialized vehicle to a family in need at the John F. Miller School.*

*(Bottom l to r): David Goldrake performs a levitation. • Farrell Dillon performs rope magic. • Lorenzo Clark, David Goldrake, and Stephen Levine*

# Why You Should Enter the I.B.M. Contests

By Keith Fields

The I.B.M. 2026 Gold Cups and Gold Medal Contest is now accepting submissions, and here's why you should throw your hat in the ring.

Imagine this: it's 1980, there's no social media or internet, and a nineteen-year-old me stumbles upon a magic book. The next thing I know, I find myself 30 miles from home at the I.B.M. British Ring Gala Show, where I laugh at Karrell Fox until my sides hurt and watch with my jaw on the floor when a young Max Maven steals the spotlight.

That night hooked me forever. The following year, I attended my first British Ring convention.

The best part? Competing in the contests.

In the 1980s, these weren't carefully curated contests with video submissions. These were live, raw, wild acts that started at 7:30 p.m. and sometimes didn't end until after midnight. It was more like *The Gong Show* without a gong – which meant every act went all the way to the bitter end.

There were brilliant tricks, hilarious disasters, and a few acts so bad you couldn't look away. We called that "car crash magic": you knew you shouldn't look, but you couldn't resist. I remember sitting on the balcony one year while my friends and I played a drinking game: sip every time a trick is repeated. We didn't realize it at the time, but behind us was the great Harry Blackstone Jr. Harry leaned forward and laughed at us, saying the linking rings are technically a *sequence* of tricks, so we should keep drinking!

People entered the contests because the contests were a playground, a chance to show off a new trick, try something daring, or bring an experimental character to life. The contestants returned year after year because the thrill was addictive. The friendships were real and the competition wasn't against each other but *with* each other, pushing everyone to perform the best show possible.

Magic contests help you grow. They teach discipline, stagecraft, and confidence. They release your creativity and make rehearsal feel like a superpower. They've also been a stepping-stone in the careers of many of today's top professionals. Past competitors include Stephen Bargatze, Nathan Burton, Julianna Chen, Shawn Farquhar, Greg Frewin, Shin Lim, and Justin Wilman.

**The I.B.M. 2026 Gold Cups and Gold Medal Contest is accepting video submissions until May 1, 2026. Submit yours before it's too late! Visit [www.magician.org/contest](http://www.magician.org/contest) for details.**

At the end of May, our panel of judges will announce the eight finalists for Stage and Close-Up. Even if you're not a finalist, we still want you to perform at the convention – there will be room for you at our open-mic show, which has been known to go on well past midnight.







# Polishing the Rings

SKIP WAY

## Our New Front Door

Hey, Ring leaders! Will you look at that! Your Ring's front door has moved and someone apparently forgot to notify you. Chances are no one else noticed.

Your Ring's front door is no longer that framed entry above the brick steps. Our new front doors now have names like Google, Bing, Yelp, and DuckDuckGo. Prospective members trying to find us often begin their search through these new doors. Whatever website, directory, or social media link they find becomes their first contact with your club. How inviting is yours?

Even invited guests are likely to check your online reputation before visiting. Nearly every consumer does an online search for reviews and complaints before making a major purchase or hiring a contractor. Don't you? What makes you think visitors and new members do less? Feel free to "Google" this theory!

Statistically speaking, these searchers will likely find an inactive Facebook page with the latest post dating back to early last year. They'll probably have to sift through numerous Magic the Gathering social media groups to find yours. A few lucky souls might find a generic unclaimed listing in Yelp or Google Maps.

These unclaimed Yelp and Google pages can have a huge impact. They are often open to reviews and comments, positive and negative, creating an online reputation you may be unaware of. You need to check. Today, right now, and often!

Here is what you need to know. Google

and Yelp have completely replaced that archaic relic many of us grew up with called The Yellow Pages. These online sources host listings for the country's businesses, recreation facilities, education centers, and civic clubs.

Start by appointing a Ring media director or team to maintain your Ring's online presence. Task them with keeping your website, social media, and other online resources current, informative, and fresh.

Conduct an extensive online search for your Ring's name and genre. If Yelp or Google lists your club, claim it and begin managing that listing today. Simply claiming ownership of your listing will immediately boost your ranking in the Google search results, making it easier for online searches to find you.

Many communities lack centralized lists of local clubs. Yelp and Google Maps rely heavily on individual organizations to list and edit their pages to ensure comprehensive coverage. If your Ring has no listing, take steps to add it. Create free Yelp and Google Ring accounts that you won't mind transferring to another officer when you step down. Don't open these as personal accounts.

For Yelp, visit [biz.yelp.com/claim](http://biz.yelp.com/claim) on your desktop or mobile browser. Search for your Ring's name and location. If Yelp lists your club, click "Claim" next to its name and verify your affiliation with the club. If Yelp has not listed your club, click "Add to Yelp" to create a new page. It's free. Provide essential details including

club name, meeting address, phone number, website, and category. Create a business user account with your first name, last name, email address, and a strong unique password. Verify your account and you are all set!

Google's process is similar to Yelp. Open Google Maps and search for your club's name. If a listing exists, claim it. If no listing exists, open the "Add a Missing Place" feature. Enter the Ring's name, address, contact details, and category. Verify the listing and you're all set.

Once your accounts are up and running, maintain them! Keep contact info current, add photos, share information about your mission and history, and respond to reviews and messages from the community.

Don't have any reviews or comments to respond to? Enlist a few club members to add theirs. Make it easy for guests to find and leave a glowing review on the site. A QR code on a "Glad You Came" card or packet handed to guests works wonders here. Actively solicit one review or comment each week or, at a minimum, each month.

Respond professionally and thoughtfully to every comment, good or not so good. If a member or visitor offered a compliment in person, we'd thank them for their positive feedback. If they shared a concern, we would address it then and there. The same concept applies on your Yelp and Google pages. Responding to positive reviews is an extension of sound guest service. On the flip side, responding to critical comments is important for recognizing areas in need of improvement and highlighting corrective action.

An active Google and Yelp presence is just one part of a robust and inviting online door. Push beyond using your website, email, and social media to promote ap-

proaching events. Post engaging content with stories, photos, videos, testimonials, member spotlights, recent event details, and bits of club trivia and history. Publicly thank those who donate funds, materials, or some unique service to the Ring. Create your brand by using the same logos and messaging across all platforms. Employ a two-person proofreading policy for all posts to ensure a professional online presence.

Post daily or, at a minimum, weekly on Facebook, Instagram, and X. These platforms offer automated scheduling tools that allow you to upload a week's worth of posts in one sitting then schedule them for posting throughout the week. Use this!

Engage your audience! Ask questions, run polls, and encourage user-generated content. Use platform features like Facebook Events to promote meetings, fundraisers, and service projects.

Lock your doors! Protect your members' privacy by setting strong unique passwords and multi-factor authentication for each online Ring account. Never use the same password for all accounts. Keep a detailed written record of every online address, logon, password, and multi-factor procedure. Give a copy to your Ring secretary.

To paraphrase P.T. Barnum's delightful American Museum signage, "Ladies and Gentlemen, this way to the ingress!" Enjoy your new front door!

---

Skip Way has served our magic youth as a member of the Youth Committee since 2007. He is the Director of Magic Youth Raleigh, the I.B.M. Youth program sponsored by the Lee-Snavely I.B.M. Ring 199 in Raleigh, North Carolina. Skip welcomes your comments and inquiries via [IBMYouth@magician.org](mailto:IBMYouth@magician.org).

***Share the Magic! Invite a friend to a Ring meeting.***

# The Mysteries of Modulo-Nine

By Thomas Henry

Nine is perhaps the most mysterious of all counting numbers. For that reason, its power to perplex has been exploited by conjurers for a couple centuries now. Not so well appreciated, though, is the fact some half-dozen different and distinct properties are responsible for its sorcery.

In previous articles within *The Linking Ring*, I've drawn attention to five of these. They are (with dates of publication):

- The Nonary Force (April 2024)
- The Additive Multiple of Nine Principle (May 2025)
- The 1089 Force (September 2025)
- The Subtractive Multiple of Nine Principle (October 2025)
- The Multiplicative Multiple of Nine Principle (January 2026)

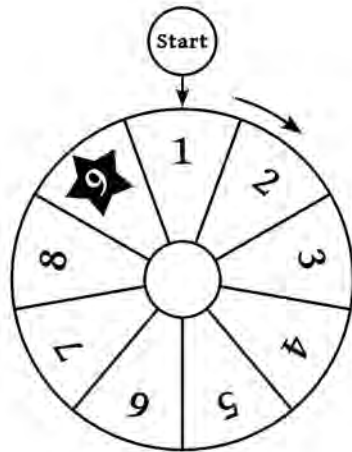
Along the way, I alluded to another property whose details had to be passed over for space considerations. The present article rectifies that slight with a full account of it. We'll explore the internal mechanism, scan the scanty literature, then see a slick new improvement which trims the running time in half.

## At Its Heart

Were she to get off that blasted balcony and tune into the current discussion, Juliet might well ask, "What's in a name?" For I've assigned this sixth concept the rather ungainly moniker of the "Modulo-Nine Forcing Wheel." Yes, that's a mouthful, but actually quite descriptive. The term modulo comes to us from a branch of mathematics known as number theory. In essence, it's just a highfalutin way of saying "count like a clock."

In this case, however, there are nine points on the dial, not twelve as with an ordinary

timepiece (**Fig. 1**). So, if you make nine moves around it, you'd obviously stop on number nine. But if stepping eighteen times, you'd wind up there as well, having made two complete circuits. Similarly, twenty-seven, thirty-six, forty-five, etc. (i.e., multiples of nine), drop you off at that fixed destination. In short, thanks to modulo arithmetic, these numbers are all equivalent in some sense of the word.



**Fig. 1**

That probably sounds dull as dishwater and devoid of deception. But hang on! Not only can it fool, but it can even help set the stage for a more visually appealing display.

## An Early Instance

So, the Modulo-Nine Forcing Wheel innocently compels a particular item be chosen from a group of nine. In general, it's meant to be used in tandem with some auxiliary method likewise hinging upon that miraculous number.

Let's review a bit of basic terminology before proceeding. Given an ordinary counting



number, the *checksum* is found simply by totaling its digits. If this process is repeated until but a single figure remains, it'll be designated the *digital root*. It should be clear that the digital root can only be one through nine; zero is an impossibility.

In a typical performance, the very first step will be to invisibly steer the participant toward some multiple of nine. There are at least five different ways this can be managed, as itemized earlier. For example, if using the Subtractive Multiple of Nine Principle, simply have the participant start with any secret number whatsoever, scramble the digits to make a new number, then subtract the smaller from the larger. The checksum of the difference will be a multiple of nine.

Now a printed wheel is brought forth, which has been divided into nine sectors. The participant touches her finger at the top and counts around the wheel according to the checksum. The ninth item is a sure thing.

This is precisely the approach taken by Martin Gardner in *The 2nd Scientific American Book of Mathematical Puzzles & Diversions*, (New York: Simon and Schuster, 1961), pp. 43, 44. He had the participant begin with a phone number, then apply the Subtractive Multiple of Nine Principle, and conclude by traipsing about a wheel populated with sundry symbols. The spiral emblem, psychically predicted at the outset, is assured, lying as it does in the ninth sector. With this, I believe Gardner to be the originator of the Modulo-Nine Forcing Wheel.

### Some Follow-Ups

A couple years later Felix Greenfield lent his take in "True Love," *The New Jinx*, Volume II, Number 16, August 1963, pp. 67, 68. Like Gardner, he tapped the Subtractive Multiple of Nine Principle for the kickoff. But the conclusion remains much the same with the participant moving around the wheel to arrive at the sweet spot. He did incorporate some cute byplay with business cards, though, which makes it play a trifle more off the cuff.

Karl Fulves amusingly dressed it as the search for a body-double living in some for-

eign city. This popped up in his "Familiar Spirit," *Self-Working Number Magic*, (New York: Dover Publications, Inc., 1983), pp. 7-9.

Gardner returned to the arena thrice with "Around the Square," "Another Calculator Test," and "Around the Circle," *Mental Magic: Surefire Tricks to Amaze Your Friends*, (New York: Sterling Publishing Co., Inc., 1999), pp. 12, 44, 45, 70, 80. This was reprinted later as (Garden City, New York: Dover Publications, Inc., 2009), with the same pagination.

Let's see what he was up to. In the first poser, Gardner changed gears and employed the Multiplicative Multiple of Nine Principle to get started and in a very sneaky way which keeps the nine camouflaged. Moreover, instead of a circular affair, a panel of rectangles serves to force a letter of the alphabet. Though ostensibly aimed at younger readers, the underlying artifices nonetheless offer definite possibilities for adult audiences.

The second entry also calls upon the product principle, this time elegantly motivated by a providential feature of pocket calculator keyboards.

And in the last of this trio, Gardner reverts to the Nonary Force, then forces a symbol on a wheel very much like that from his original *Scientific American* treatment.

### A New Touch

That's pretty much it for references from the early years. These form an apt foundation upon which to build, but with a modicum of fresh thinking the method can be substantially streamlined.

Now, no matter how clever a mathematical method may be, excess procedural messiness should be pared to the bone. That is, strive to reduce the effort required of the long-suffering participant.

In this vein, unnoticed by the authors just cited is that the checksum morass is superfluous and may be jettisoned. Thanks to what I've dubbed the *physical digital root*, a finger moving about a wheel can replace that checksum song and dance altogether.

For an example, refer back to **Figure 1**.

Imagine you (playing the role of participant) start with a secret number, then transform it to some multiple of nine by any of the schemes previously pointed out.

Now instead of tediously totaling figures to form the checksum, “let your fingers do the walking.” To wit, imagine the transformed number is 5,814 (which is indeed a multiple of nine). Place your finger upon the starting gate, then move clockwise round the wheel five spaces, as indicated by that first digit. Go eight more, then one more, and finally four more. Thanks to the magic of modulo arithmetic (and our decimal system), you’ll arrive at the ninth sector as expected.

Akin to an abacus, the physical digital root mimics the mechanics of making the checksum. But absent is any annoying mental addition.

### Enter the Enneads

The grind is behind us, so now we can focus upon the delights of designing an engaging entertainment. You could begin by deciding what class of item you wish to force and see if that suggests an overall plot. Or perhaps the power to be demonstrated will dictate the outcome. Either way, it goes without saying that a solitary force does not a routine make: layer both the method and the visuals to amplify the interest, import, and impact.

To get your creative juices flowing, consider the *ennead*. This word, deriving from a Greek root, means “a group of nine items.” There are many intriguing enneads floating around which might kickstart your brainstorming. Some will appeal more to bizarrists and storytelling magicians, some to holiday party performers, and some are even appropriate for a teacher wishing to drive home a point in the classroom! An online search will turn up all manner of engrossing enneads.

Depending on your stage persona, Dante Alighieri’s *Nine Circles of Hell* could provide either some spine-tingling chills or a barrel of laughs. If you go that route, be sure to let me know which sin you decide to force!

Likewise concerning the underworld, *The Goetia: The Lesser Key of Solomon the King* – a notorious seventeenth century grimoire – just so happens to denominate nine kings of Hell.

For something far less diabolical, J. R. R. Tolkien, the great English fantasy author, has provided us with an evocative ennead: *The Fellowship of the Ring*. These nine weird characters from *The Lord of the Rings* trilogy sport amusing tongue-twisting names, ideal for setting an offbeat mood.

Another ennead which may entice the historically minded is the *Nine Worthies of the Middle Ages*. This clan includes such notables as Alexander the Great, Julius Caesar, King Arthur, etc. Talk about an ensemble ready-made for storytellers!

Of course, custom enneads to satisfy special needs can always be cobbled together from scratch. For instance, a pseudoscientific demonstration could spring from a forcing wheel bearing the seven colors of the spectrum, augmented by black and white. This would fit nicely within a psychological character analysis shtick.

When December comes, don’t forget those “nine ladies dancing” in the song *The Twelve Days of Christmas*. Assign them each a name and away you go.

With a nod to the popular novel and movie, my “Da Vinci Load” wove its message around the names of different archetypes like the Hunter, Knight, Hermit, etc. You’ll find it in *The Linking Ring*, Volume 103, Number 8, August 2023, pp. 85-89. Worth noting is that the Additive Multiple of Nine Principle premiered there as the preliminary part of that presentation.

### Make It Your Own

Here’s an example illustrating how to proceed from a theme to the final prop. Even if it’s not your cup of tea, follow along to get the drift of the process involved.


Suppose the goal is to come up with a five-minute presentation portraying some piquant aspect of ancient Greece – not really storytelling, but still with enough dramatic structure and genuine classical allusions to

take onlookers outside of themselves momentarily.

As it turns out, the Muses of ancient Greece were indeed nine in number. These daughters each bore a name, of course, and long have been portrayed in all sorts of tales, fables, and myths – not to mention painting and sculpture – and are a perfect fit for an intriguing yarn finishing with a surprise prediction.

Assume Euterpe (Εὐτέρπη in Greek) is to be the force; she's the Muse of Music and thus likely to flatter most any participant as a guiding spirit. Naturally, she'll reside within the ninth sector of the wheel.

Fire up some art software on the computer and let the Bob Ross in you have at it! Though lacking artistic abilities or training myself, just by trial and error things rapidly fell into place when I gave it a whirl (**Fig. 2**).



**Fig. 2**

You'll note that I entered their names around the circumference of the wheel, and the disciplines they govern within the sectors. As embellishment, the hub is punctuated with a legitimate mosaic of Mnemosyne, mother of the Nine Muses. There's a concealed homage here, too, for Mnemosyne was the goddess of memory,

which might just be any conjurer's most precious tool.

By the way, you can find all sorts of copy-right-free images like these online at Wikimedia Commons, and the artistic ornaments at [www.openclipart.org](http://www.openclipart.org).

A florid title and phony manufacturer's trademark completes the placard. I printed the finished artwork in color on glossy photographic card stock, then coated it with clear acrylic spray for durability. After cutting it out, the corners were curved with a corner punch.

And now, Mnemosyne and her daughters (especially Euterpe) lie in wait to perplex participants, thanks to the Modulo-Nine Forcing Wheel.

### Some Final Thoughts

While nine has thus far been the center of attention, you might be surprised to learn other positions on the wheel are just as feasible as forces. It's as simple as surreptitiously embedding an offset within the total along the way. For example, in Martin Gardner's "Around the Square" mentioned earlier, his preliminary algorithm factored in an extra four which propels the participant four spaces further along (to force the letter "D" in this case).

But wait, it gets even better! Amazingly, nine isn't even required in the preliminaries either. As a startling example, take a moment to look up my "The Rearranged Dice Principle," *The Linking Ring*, Volume 103, Number 11, November 2023, pp. 56-60. (Remember, as a perk, I.B.M. members are afforded free access to all back issues via Ask Alexander).

In that dodge, a pair of dice yields ranging force results of 32, 41, 50, 59, 68, 77, 86, 95, 104, 113, or 122 – nary a multiple of nine in sight! (Covertly, nine lurks far beneath the surface as the fixed increment within this arithmetic sequence.)

However, the digital root of each *is* locked in at five. So, on the wheel of **Figure 2**, for instance, any of these apparently disparate values will force Urania (Muse of Astronomy) dwelling within the fifth sector. And

remember, the physical digital root principle obviates the odious checksum; the participant simply moves according to the digits for a deft denouement.

If printed props aren't up your alley, then note that the mechanism within the Modulo-Nine Forcing Wheel seamlessly carries over to card work. Just lay out nine pasteboards (after the customary false shuffles and cuts) as spokes, then have the participant touch and count as before (**Fig. 3**). Plop a crystal ball in the middle for eye candy, hand a coin to the participant to use as a marker, and the stage dressing is perfect. For that matter, force the coin from a handful of change to embellish the drama further with a double prediction.

But what if tabletop real estate is limited or non-existent? No sweat. Merely pass the nine cards as a packet to the participant and have her shift them one by one, top to bottom according to the digits. This is topologically equivalent to circumnavigating a two-dimensional wheel.

And with that we come to a close, not only of this particular method, but also of the entire sequence of six articles exploring and extending the multifaceted properties of nine. I hope this wide-ranging voyage has suggested some new destinations. May your own inventions involving this potent number ever maximize the mystery, yet minimize the mathematics!



**Fig. 3**



# Conjurer's Foolosophy

JOE HERNANDEZ



I've learned it is not easy to listen to silence.

I've learned that magic has its measure of madness.

I've learned, through my experiences, a crucial lesson: no matter how skillfully you execute hand sleight to deceive an audience, an underlying truth remains. Even if your spectators are captivated by your tricks and momentarily distracted by your swift movements, they often possess an innate ability to perceive subtleties in your performance. This means that despite your best efforts to create an illusion of magic and wonder, they may still be aware, at some level, of the underlying mechanisms behind your deception. The challenge lies in performing the trick flawlessly and engaging your audience so thoroughly that they are completely distracted, forgetting to look for the strings guiding your craft.

I've learned that to be a magician, you must spend time as a student.

I've learned that you can only perform what you practice once you practice what you perform.

I've learned that the fundamental laws of physics, which once seemed so unyielding and absolute, pale in comparison to the extraordinary phenomenon of conjuring. The ability to summon and manipulate elements beyond the constraints of natural laws challenges everything I thought I understood about reality and the universe. It's a fascinating intertwining of imagination and action, showcasing powers that transcend conventional understanding.

I've learned that one of my most important performances was when I had to go with the flow even though I wet my pants.

I've learned that you should always leave your audience wanting more.

I've learned that a trick can be perfect despite having imperfections.

---

Joe Hernandez is the author of *Conjurer's Wisdom Vol I & II*, *Magic Babylon: 1,001 Strange Conjuring Facts, Fallacies, and Tales*, *Phonetastic*, *Houdini: The Ultimate Trivia Compendium*, *Houdini Reflections*, and *The Foolosophy of Conjuring*, from which the above was excerpted. These books are available at [www.booksbyjoe.com](http://www.booksbyjoe.com), magic dealers, and Amazon.com.



# *Sick and Convalescent*

**I.B.M. MEMBERS**

## **SICK AND CONVALESCENT COMMITTEE**

### **JIM SHORT/CHAIRMAN**

12616 Whispering Hollow Dr., Oklahoma City, OK 73142 • [jimshort@flash.net](mailto:jimshort@flash.net)

**KEVIN CARNEY** 101 Rue De LaPaix, Slidell, LA 70458 • [kmcarney@charter.net](mailto:kmcarney@charter.net)

**JOE M. TURNER** 2985 Feathers Chapel Dr., Somerville, TN 38068 • [jmt@turnermagic.com](mailto:jmt@turnermagic.com)

### ***Send Mail To:***

**Paul Barton**, 4706 Mount St Helens Way, San Diego, CA 92117-3029

**Richard Bohlman**, 201 Hickory Circle, Live Oaks Place, Pearl, MS 39208-8081

**Philip Vanderbilt Brady**, 215 Cannon St., Georgetown, SC 29440

**Malcom Campbell**, 2505 Old Quarry Road, #1518, San Diego, CA 92108

**John William Cheek**, Pomeroy Living, Bed D42, 3500 W. South Boulevard,  
Rochester Hills, MI 48307.

**Tom Gibson**, 8161 Highway 100 #216, Nashville, TN 37221-4213

**Ulfat Kabir**, Rupayan Nilufar, Flat C:7, House:14/15, Block: D, Road:1,  
Bashundhara R/A, Dhaka, Bangladesh

**Elton Kelly**, 712 Hewlett Street, Bakersfield, CA 93309

**Manfred Losch**, Daughters of Israel Nursing Home, 1155 Pleasant Valley Way,  
West Orange, NJ 07052

**Simon Lovell**, c/o Tont Lovell, 10, Audley Rd., Great Leighs Chelmsford,  
Essex, CM3, England

**Marvin Mathena**, 45900 Geddes Rd., Canton, MI 48188-2306

**Harry Monti**, 803 Sherwick Terrace, Manchester, MO 63021

**Phil Perkins**, The Springs of Lady Lake, 620 Griffin Ave., Lady Lake, FL 32159

**William Prioletto**, RNC at greater Pittsburgh, 890 Weatherwood Lane,  
Greensburg, PA 15601

**Collis Roach III**, 106 Hunter Ct., Macon, GA 31210-2164

**Chuck Welch**, 4855 N. Loudon Rd., Bloomington, IN 47401



# Michael Stelzer

## One-Man Parade

Written by Michael Stelzer • Edited by Lauren Jurgensen • Illustrated by Tony Dunn



Michael Stelzer holds doctoral and post-doctoral degrees in project management and electrical engineering. His interest in magic began at a young age when he saw his first magician at the Eagles Christmas meeting. Currently, he is a life member of the International Brotherhood of Magicians, Society of American Magicians, Genii Magazine, the International Ventriloquist Society (IVS), Fellowship of Christian Magicians (FCM), and the World Clown Association (WCA). He attends I.B.M. Ring 46 (Seymour Davis Ring) meetings in Oklahoma City, where he performs his magic, juggling, escape artist, and ventriloquist acts as “Magical Mike.” Performance credits include Pandemonium at Oklahoma City, churches, and comedy clubs. His other interests include martial arts, professional wrestling, boxing, fencing, marathon running, highland games, and bodybuilding competitions.

# Rope Magic: New Concepts for the Stiff Rope Effect

## The Common Stiff Rope Effect

You show a rolled-up piece of rope. Upon uncoiling the rope, you stretch the rope between your hands, horizontally, and pretend to hypnotize the rope. Dramatically release one end of the rope from your hands. The rope remains in the same position, rigid like a stick. You may also hold the rope at the center when it is stiff. Then, you merely blow on the rope and it falls limp once again.

## New Ideas for a Single Stiff Rope

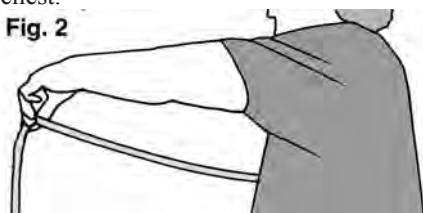
Since the rope is rigid, it can give the illusion that one end is supported. For example, you could perform a Rope Half-Through Chest illusion by presenting the stiff rope in a coiled condition, then allowing it to uncoil in your right hand (Fig. 1).

Fig. 1



Then by carefully twisting the rope at the proper angle, the middle section can appear to be supported by the left hand while the other end is stuck halfway into the chest. You must ensure that a convincing bend occurs at the fingertips in order to reinforce the illusion that you are holding a limp rope that is stuck in your chest (Fig. 2). To dismiss the belief that you are holding the other end of the rope under your right arm, you can face the audience to prove the rope is coming directly from the center of your chest.

Fig. 2



Then let most of the rope go limp as you use both hands to “pull” the rope from your chest (Fig. 3).

Fig. 3



Finish as you started with the rope in the right hand (Fig. 4).

Fig. 4



## New Ideas for Using Two Stiff Ropes

You can use two stiff ropes and attach them together with magnets or a rope gimmick to give the appearance of a single long rope (Fig. 5).

Fig. 5



Then, have two knowledgeable assistants hold each end of a stiff rope. As long as the assistants maintain the proper angle while holding the ropes, they can be separated and still appear to be held taught. This condition allows the performer to pass linking rings, hoops, or even their body (while holding a scarf at waist level to hide the gap) between the gap of the separated ropes (Fig. 6).

Fig. 6





After the penetrations are complete, keep both ropes stiff and merge them back together to show the rope is still intact (**Fig. 7**).

**Fig. 7**

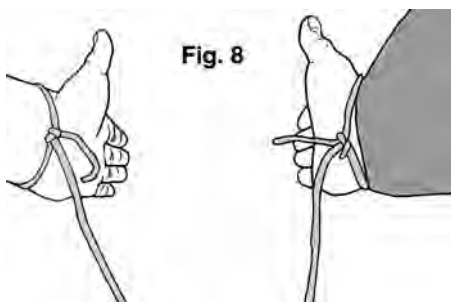


## Linking Humans

**EFFECT:** The performer and two spectators have their wrists bound by the ends of a rope. Magically, the performer links everyone's arms together through the rope.

**REQUIREMENTS:** You will need three ropes, each one approximately 3-5 feet in length.

**WORKING AND PRESENTATION:** Tie one end of each rope to the end of your and your performers' wrists. Explain that with each person's arms tied at the wrist, three rings are formed. Under these conditions you will attempt to perform the famous Linking Ring illusion with people (**Fig. 8**).



**Fig. 8**

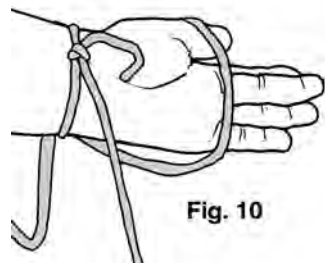
Depending on your sleight-of-hand and distraction skills, you may either face the audience or turn your back to them as you perform the following secret moves:

1. Find the middle of the rope (known as the 'bight') for the spectator on the left and push it below the rope binding on your left wrist, from forearm to fingertips (**Fig. 9**).

2. Bring the bight over the fingertips to the palm of the left hand (**Fig. 10**).

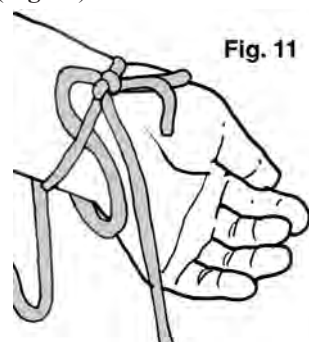


**Fig. 9**



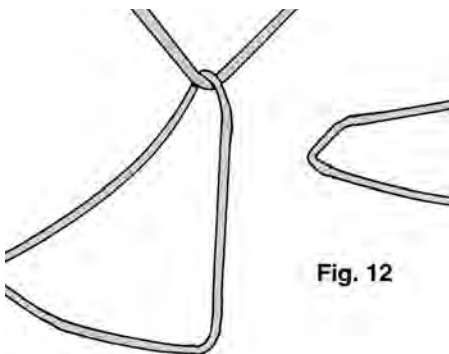
**Fig. 10**

3. Tuck the bight under the rope binding at the left wrist going from fingers to forearm (**Fig. 11**).



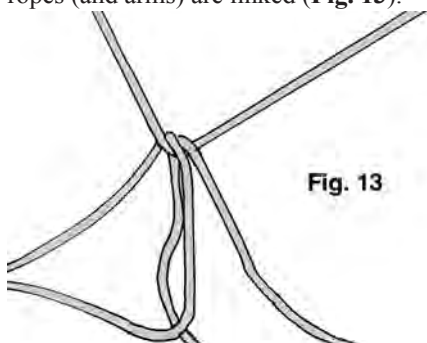
**Fig. 11**

4. Now, by pulling the bight of the left spectator rope to the center of your own rope, the two ropes (and arms) are linked (**Fig. 12**).



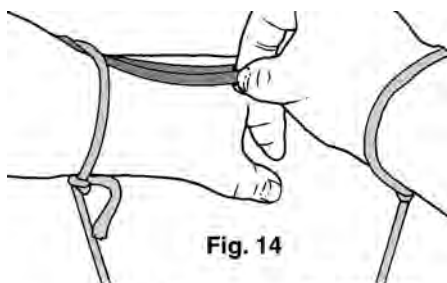
**Fig. 12**

5. By repeating the same procedure for your right hand and right spectator, all three ropes (and arms) are linked (**Fig. 13**).

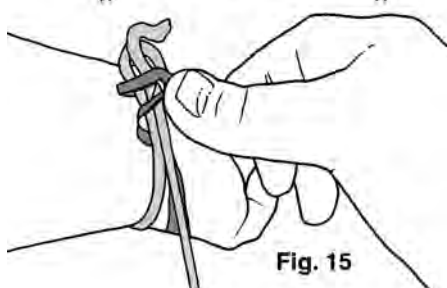


**Fig. 13**

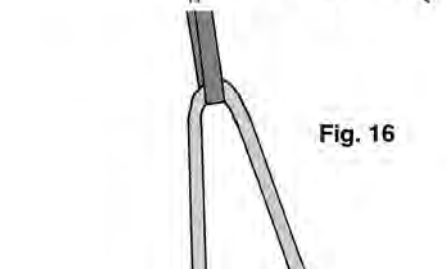
As an alternative, you may link a loop of ribbon between your bound wrists by using the same technique (**Fig. 14-16**).



**Fig. 14**



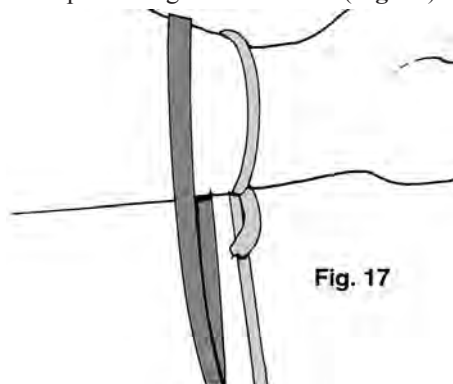
**Fig. 15**



**Fig. 16**

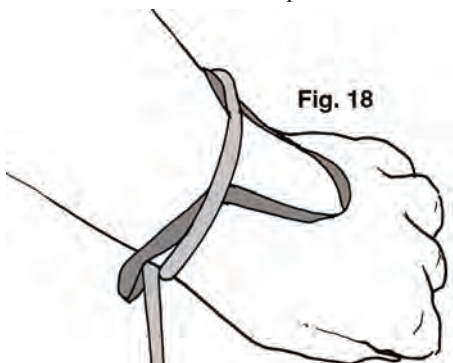
It is possible to unlink the ribbon loop from the rope by following these steps:

1. Pull the ribbon to rest to the inside of the rope binding on either hand (**Fig. 17**).



**Fig. 17**

2. Tuck the ribbon bight under the rope binding of either wrist (**Fig. 18**), then pull the ribbon free from the rope.



**Fig. 18**

## Tug-of-War Mayhem

**EFFECT:** The performer comes on stage and notices two ropes lying on the floor. He picks up an end of rope in each hand. Suddenly, two or three more people arrive at each of his sides. Each group picks up an end of rope and they enter into a tug-of-war competition with the unfortunate performer stuck in the middle of the rope. At this point, the performer may perform one of three finishes:

1. He may release both ends simultaneously and have the group at each end tumble backwards.

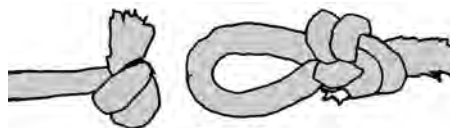
2. He may release one end and have the other group pull him off stage while the

group of the end that was released stumble comically backwards.

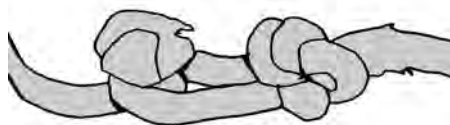
3. He may remove his jacket and escape his predicament, as the tug-of-war challenge continues.

The last option can be easily accomplished by having a shorter duplicate rope running through each of the sleeves and across the back of the performer's jacket. Each end of this rope is tied into a loop and tucked within reach of the sleeve collar. One end of each of the ropes lying on stage has a knot tied at one end (**Fig. 19**).

Once the performer has a hold of the ends of the long ropes in each hand, he inserts the knots of the long ropes into the loops of the sleeve ropes (**Fig. 20**) and can then remove his jacket and walk away.



**Fig. 19**



**Fig. 20**

## Coin Magic

### The Super Stelzer Stealth Sleight

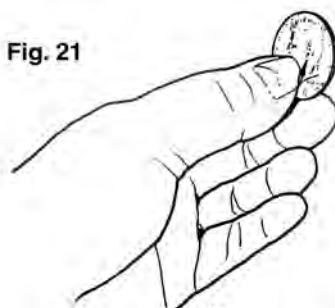
This routine magically changes an American half-dollar into a Chinese coin at the fingertips of the performer. It can also be used to switch a genuine coin for a gimmicked coin.

**WORKING AND PRESENTATION:** Show an American half-dollar at the fingertips of the left hand (**Fig. 21**).

The right hand, with a thumb-palmed Chinese coin, covers the fingers of the left hand (**Fig. 22**).

Allow the half dollar to slide down the left fingers into finger-palm position (**Fig. 23**).

**Fig. 21**



**Fig. 22**

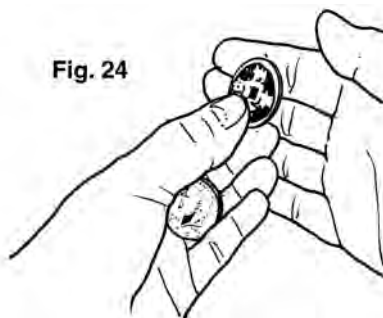


**Fig. 23**



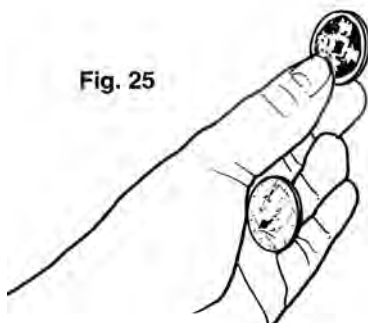
The left thumb and index fingers grasp the Chinese coin from the right thumb palm (**Fig. 24**).

**Fig. 24**



Finally, pull the right hand away to display the Chinese coin at your left fingertips for an instant change (**Fig. 25**).

Fig. 25



Alternately, with some slight deviations, the same sleight can be used to switch a regular coin for a gimmicked coin. Again, start with the real coin at the fingertips of the left hand, and a shell (or other gimmicked coin) in the thumb-palm position of the right hand. Repeat the same techniques displayed in **Figures 21 through 25**. After the switch in **Figure 25**, make the movement appear as if you are merely transferring the coin from the left fingertips to the right fingertips (**Fig. 26**), and carry the gimmicked coin away with the right hand (**Fig. 27**).

Fig. 26

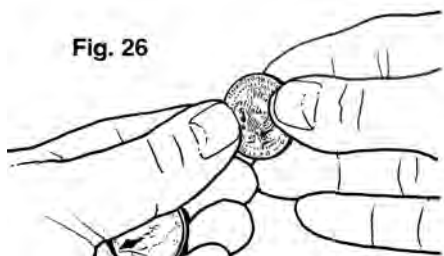
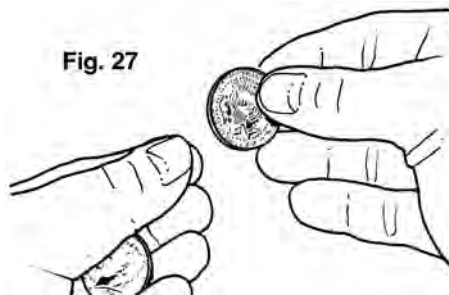


Fig. 27



This coin switch was originated through modifications of the French Drop and Spellbound.

## Baby Matrix

**EFFECT:** Four 5p coins penetrate baby food jars and their lids and assemble themselves under a single jar. Next, the four 5p coins magically change into four American half-dollars, which are secured within a Boston Box in the center of the close-up pad. Then, the four aces are dealt face up to the corners of the mat and covered with three random cards each. In a flash, the coins disappear from the Boston Box and reappear under the four packets of cards. Three of the card packets are randomly selected and discarded. As the finale, the four aces are discovered within the remaining card pack.

**REQUIREMENTS:** Four clean baby food jars and lids with the labels removed, a black close-up mat, some black card magnets (these may be acquired from a hobby store, generally only one or two cut to size are needed), a pair of scissors, super glue, two small circular neodymium magnets, six small metal coins (I used 5p coins), four regular half-dollars (magnetic half-dollars are preferred).

Prepare the four baby food jar bottoms in the following manner. Cut the card magnets into circles the same diameter as the bottom of the jar. Then, cut these circles in half and attach them to the bottom of the four jars using the magnets' adhesive backing. With the jars now properly gimmicked, you can see the 5p coin at the bottom of the jar through its sides. However, if the jar is moved forward, the coin will be hidden by the camouflage of the black magnet against the black close-up mat and will appear as if the coin has been taken. Additionally, as the jar is lifted away from the close-up mat, the coin will be attracted to the magnet and will travel along with the jar while remaining unseen, providing a most convincing illusion for the false take.

Then, prepare two jar lids in the following manner. Glue one neodymium magnet to the top of one lid, then glue one neodymium magnet and a small "weak" magnet (cut from the card magnet) side by side into the top of the other lid.



Next, prepare the half-dollar platform by cutting a circle that is larger than the half dollars and allows for easy classic palming. Cut a slightly smaller circle from the card magnets and attach it to the bottom of the half-dollar platform using the magnets' adhesive backing.

**SET-UP:** The set-up and presentation is given from the magician's view, so the near corners are those closest to the magician, and the far corners are those closest to the audience. Place the close-up mat on the table and the four jars at a convenient distance from each of the four corners for placement determination.

Next, attach a 5p magnetic coin to the "weak" magnet within the gimmicked lid with two magnets, and place this prepared jar in the near right-hand corner. Then, attach a 5p coin to the underside of another jar and place it in the far right-hand corner. Finally, secure the lids on the other two jars and place them on the left-hand corners.

Stack four half-dollars onto the non-magnetic side of the half-dollar platform and place this on a lower shelf of your performance table or carefully in your lap. The use of magnetic half-dollars will allow you to handle the stack of coins and half-dollar platform much more easily and without speaking. Ensure the polarity of each coin is correct so they stack easily and are not repulsed by one another.

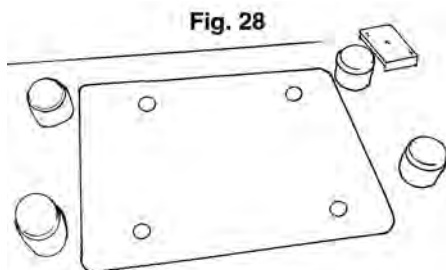
Prepare the standard deck as follows. Place the standard ace on the bottom of the deck face up, and atop of this place three double-faced cards with aces showing. Then place the remaining three non-gimmicked aces at the tenth, eleventh, and twelfth positions from the top of the deck.

#### **WORKING AND PRESENTATION:**

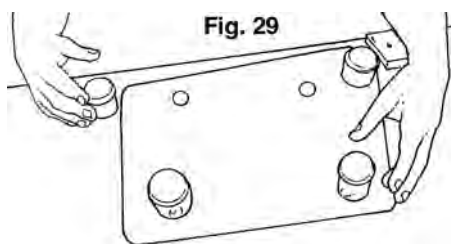
1. Begin with the four 5p in the center of the close-up mat. Using the index fingers of each hand, drag the coins toward the four corners of the close-up mat (standard matrix position) as depicted in **Figure 28**.

2. Pick up a jar (with no coin hidden underneath the left-hand jar, and the other with a strong magnet within the lid of the right-hand jar) in each hand and place them

over each of their respective coins in the far corners. In doing so, ensure the coin is clearly visible through the side of the jar and not partially hidden by the magnet attached to the bottom of each jar (**Fig. 29**).

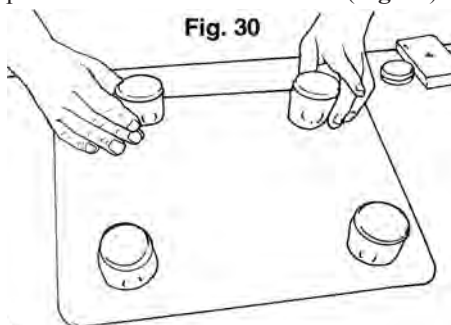


**Fig. 28**



**Fig. 29**

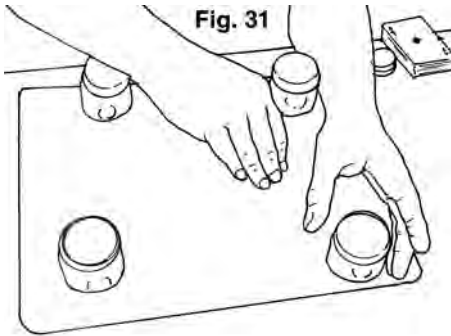
3. Pick up a jar (one with no coin hidden underneath in the left hand, and one with the coin hidden underneath, which is attracted by the magnet in the right hand, which also contains the weak and strong magnets within its lid) and place them over their respective coins in the near corners (**Fig. 30**).



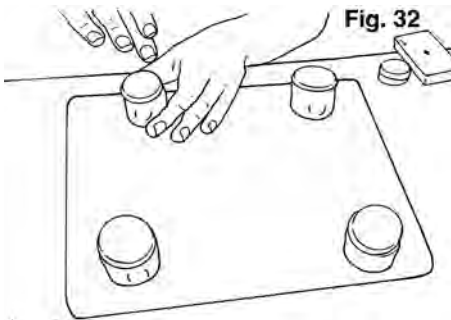
**Fig. 30**

4. The left hand tilts the far-left jar towards the spectators while the right hand false takes the coin under the jar (**Fig. 31**).

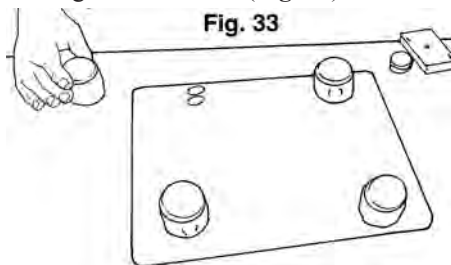
5. Replace the jar on the far-left coin so the coin attracts to and is hidden by the magnet half of the jar. Since the coin can no longer be seen through the jar, the illusion of taking the coin is excellent.



6. The right hand pretends to hold the coin by the fingertips and pushes the coin through the lid of the jar in the near-right corner. This jarring of the bottle releases the coin attracted to the weak magnet in the lid and drops inside the jar. Thus, it appears as if the coin penetrated the lid into the jar. Lift the jar and jiggle it so the sound of the coin within the jar is clearly heard (**Fig. 32**).

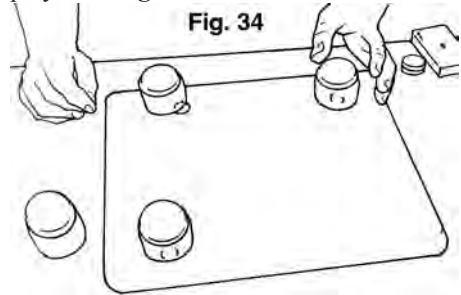


7. Slam the jar down in place, which causes the internal coin to jump to and be attracted to the strong magnet inside of the lid. Scrape the bottom of this jar on the close-up mat to dislodge the coin from the magnet at the bottom of the jar. It now appears the coin has penetrated the bottom of the jar and rests beside the first coin in the near right-hand corner (**Fig. 33**).

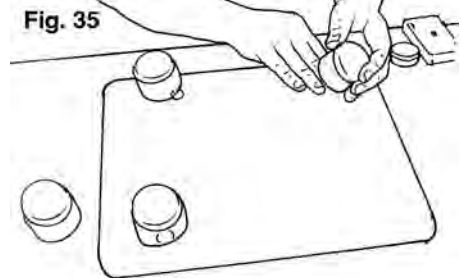


8. Remove the jar (that which has a coin attracted to the top of the lid) from the near right-hand side from the close-up mat.

9. Move the jar (with the coin hidden under the magnet) from the far left-hand side of the mat and place it in the near right-hand corner (over the two coins) as displayed in **Figure 34**.



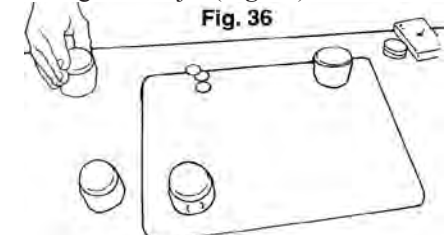
10. Again using your left hand, tilt the jar in the near left-hand corner toward the audience as the right hand performs a false take of the coin from beneath it (**Fig. 35**).



11. Replace the near left-hand jar so the magnet attracts and hides the coin under it.

12. The right hand now pretends to slam the coin through the lid of the near right-hand jar.

13. Scrape the near right-hand jar on the close-up mat to dislodge the hidden coin and reveal the third coin underneath it. It appears the coin has penetrated through the lid and bottom of the jar to appear under the near right-hand jar (**Fig. 36**).

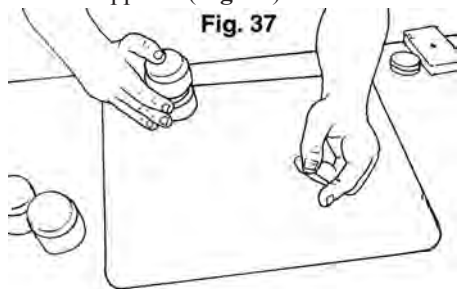


14. Remove the jar in the near right-hand corner from the close-up mat.

15. Move the jar from the near left-hand side (with the coin hidden under it and attracted to the magnet) to the near right-hand side.

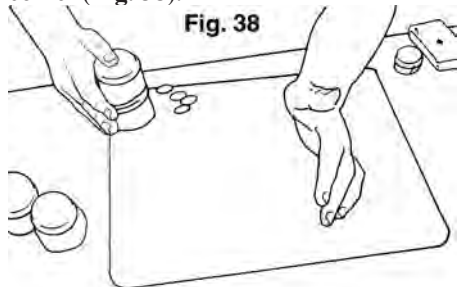
16. Open the jar from the far right-hand corner and secure the coin under the jar within it using the lid. Then place it on top of the near right hand jar, forming a stack.

17. Raise both jars together in the right hand and give them a quick up-and-down jerk. This motion attracts the coin within the top jar to the magnet in the lid, causing it to “disappear” (Fig. 37).



18. Scrape both jars on the close-up mat to dislodge the final coin. The illusion is that the coin in the top jar penetrates the bottom of its jar, as well as the lid and bottom of the bottom jar.

19. Display all four coins, which have gathered under the jar in the near right-hand corner (Fig. 38).

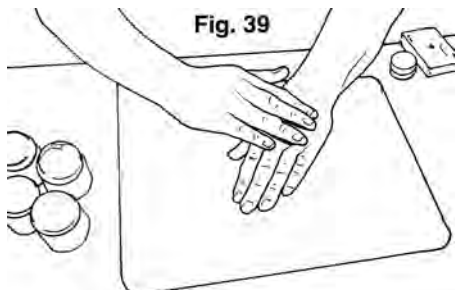


20. The left hand secretly palms the half-dollar platform from the lower shelf of your performance table or your lap.

21. The left hand covers the four 5p coins in the near right-hand corner and slides them to the center of the close-up mat. In this action, the four coins are attracted to the magnet at the bottom of the

platform and are transported to the center of the mat hidden by the half-dollar platform.

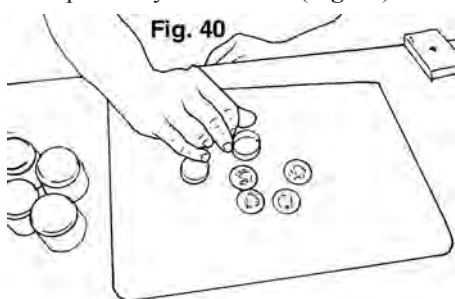
22. Cover the left hand with the right and make a magical rubbing motion (Fig. 39).



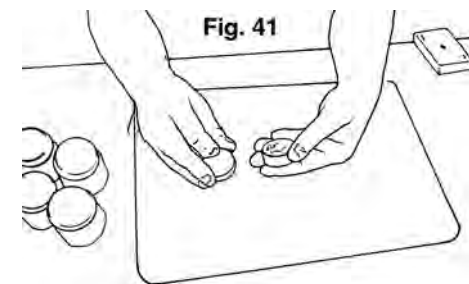
23. Remove both hands and reveal that the coins have enlarged to half-dollar size.

24. While showing the front and back of each of the coins, palm away and drop into your lap the half-dollar platform. This action removes the half-dollar platform and the four 5p magnetic coins from view.

25. Place the Boston Box onto the close-up mat and clearly place the four half-dollars inside of it. If you are using magnetic coins, ensure you insert them into the Boston Box so that all four coins will be attracted to and not repulsed by one another (Fig. 40).



26. Place the cover on the Boston Box and perform the secret maneuver to remove the coins (Fig. 41).

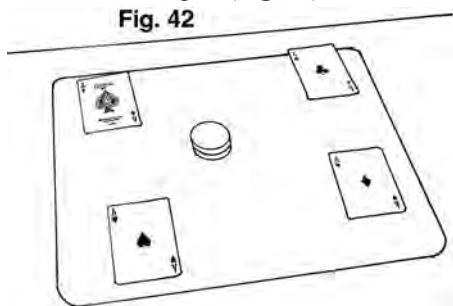


27. Holding onto the case of the Boston Box, shake it a couple of times. The rattling of the cover will convince the spectators that the half dollars are still contained within the case.

28. Pick up the deck and display the four aces on the bottom of the deck.

29. As you deal the four aces onto the corners of the close-up mat, secretly peel off a half-dollar from the stack in your hand and place it under each of the aces. You should now have three double-faced cards on the piles to be discarded, and the final ace on the force pile (**Fig. 42**).

**Fig. 42**

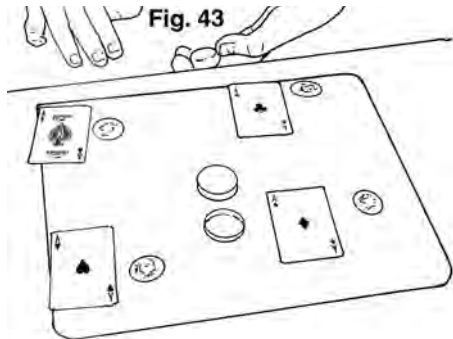


30. Turn the deck over and place three face-down cards on top of each face-up ace. That is, three random cards on each of the non-force piles, and the final three cards (cards ten through twelve, which are the standard aces) on the force pile.

31. Perform the “Tip Over Maneuver” to reveal the four half-dollars have vanished from the Boston Box.

32. Pick up each of the ace packets and reveal that one of the half dollars from the Boston Box has reappeared under each ace packet (**Fig. 43**).

**Fig. 43**



33. Replace the ace packet into its original position.

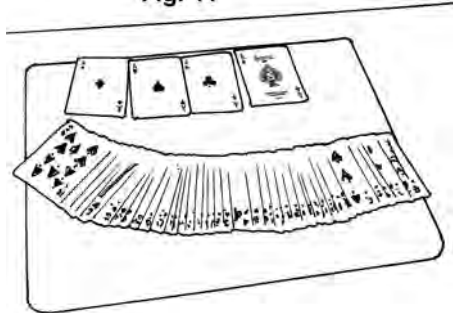
34. Now by using the magicians’ choice or a “random choice,” remove the three packets that do not contain the four aces and replace them at the top of the deck.

35. The “random choice” that I used, for a non-interactive audience, involved using three coins with paper labels on each side, each having a “0” on one side and a “1” on the other. However, the fourth coin is gimmicked with a “0” on both sides. Thus, upon “flipping” the four coins and summing their total, the only sum can be a number between zero and three, resulting in packets 1, 2, and 3 to be discarded. Thus, packet four, which is the forced packet, contains the four aces.

36. Turn over the forced packet to reveal the four aces have appeared there.

37. Finally, ribbon spread the deck face up onto the close-up mat to reveal the aces are missing from the deck (**Fig. 44**).

**Fig. 44**



A performance of this close-up illusion is available for viewing at [youtu.be/UOucG8tMXBY](https://youtu.be/UOucG8tMXBY).

## Card Magic

### Do as He Does Aces

**EFFECT:** The performer cuts a deck of cards into two halves and gives each half to different spectators. One of the spectators names a number between 6 and 20, then deals that many cards from his half deck onto the table. The other spectator repeats these actions and the remaining cards from each spectator are discarded. Then, each



spectator deals their number of selected cards into two poker-hand piles. Finally, when the top card of the four piles is turned over, the four aces are revealed.

**SET-UP:** On top of the deck, place the two red aces. In the middle of the deck, place a crimped joker, followed by the two black aces (Fig. 45).



Fig. 45

### WORKING AND PRESENTATION:

Invite two spectators to assist you on stage. Find the crimped card (Fig. 46) and give to the first spectator all of the cards from the crimped card to the top card of the deck.



Fig. 46

Give the remaining portion of the deck to the second spectator. In this situation, the first spectator has the two red aces on top of his half-deck, and the second spectator has the two black aces on top of his half-deck.

Have one of the spectators speak out a number from six to twenty. Using a number lower than six would make the secret to the trick too obvious. Any more than twenty may present problems if each spectator's pack does not contain exactly twenty-six cards.

Next, each spectator deals the chosen number of cards onto the table and discard the remainder (Fig. 47).




Fig. 47

Next, each spectator is to deal each of his

or her card packets into two poker hands each (Fig. 48).



Fig. 48

When the top card of each packet is overturned, the four aces are revealed (Fig. 49).



Fig. 49

### Three-Card Monte Grand Finale

**EFFECT:** After frustrating the losing spectator by performing your favorite Three-Card Monte effect, you improve his chances of winning to approximately fifty-one percent by having him locate a red card within the remaining cards in the deck. After the spectator successfully wins by locating a red card within the deck, he soon realizes that he still loses by not placing a wager on the table. The magician then explains that the trick is not so difficult, as he can find a red card easily because he changes the entire deck, except for the selected card, from having a blue to red back. Finally, the performer states that a better trick would be to have the selected card disappear entirely. The blue-backed selected card is inserted face up within the face down red backed deck of cards. When the deck is ribbon spread on the close-up mat, the selected card has a blank face and back as well. The magician then reveals that he is a cheater because he made the whole deck disappear. He turns the ribbon-spread cards over to reveal that the faces of the entire deck are blank!

**REQUIREMENTS:** You will need the following items:

- A Three-Card Monte packet kit (I use

Michael Skinners' Ultimate Three-Card Monte) with blue backs. If your packet cards have red backs, you will be changing the deck from red to blue instead of blue to red.

- A gaffed deck with red backs and blank faces (if you are using red-backed cards in your Three-Card Monte packet, you'll need a gaffed deck with blue backs and blank faces).
- A gaffed card that is blank on both sides.

- A double-backed deck, with a red back design on one side, and blue on the other.

- A black face card (King, Queen, or Jack of Spades or Clubs) from a regular deck with a blue back (or with a red back if your packet cards have red backs).

- A double-faced red spot card (deuce through Ten of Hearts or Diamonds) with the same card printed on both sides.

- A roll of double-sided tape.

- A close-up mat.

- A coin.

- A deck shell of the same color as your packet cards (I use a blue Gregory Wilson's Cold Case).

- A performance table, preferably one with a lower shelf to hold your props.

**SET-UP:** This discussion assumes the backs of your Three-Card Monte packet are blue. If your packet trick has red backs, merely modify the instructions to suit your situation.

Insert the double-blank card somewhere in the middle of the blank-faced deck and place it blank side up atop the coin on the lower shelf of your performance table. The coin allows the entire deck to be retrieved easily and secretly from the lower shelf of your performance table. Should you not have such a table, this deck can be placed face up in your lap.

Insert your Three-Card Monte gaff cards at various positions within the double-backed deck, ensuring that all the back designs are the same. At the bottom of the double-backed deck (red back design on top), place the blue-backed black face card face up. Tear off a small piece of double-sided tape and place it in the center chest area of the card. On top of the black face card, gently place the double-faced red spot card. Put the double-backed deck in the deck shell with the blue backs fac-

ing upward within the deck shell.

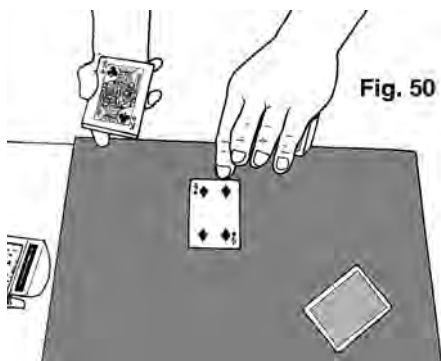
### **WORKING AND PRESENTATION:**

Explain the playing theory for Three-Card Monte. Open the flap of the deck shell and remove the red/blue-backed deck of cards with the blue back showing to the audience.

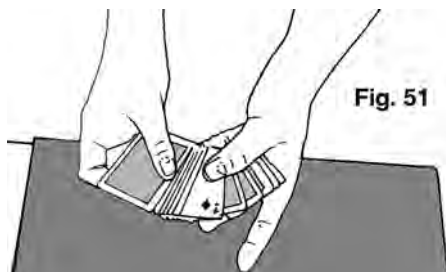
As you search through the deck for two black and one red-faced card for the game, you hold the blue backs to the audience as you easily spot and remove the gaffed cards for the Three-Card Monte effect. The cards for the packet trick can be easily spotted, as those are the only face-up cards among a red-backed deck.

Put the deck on the table and perform your Three-Card Monte routine. It is ideal to wager a dollar at each round and put your winnings aside. When the Three-Card Monte routine is complete, keep the packet cards face down on the table and your right hand grabs for the deck.

Announce that from a deck of fifty-two cards, twenty-six cards are red and twenty-six are black. Since you have removed three cards, two black and one red faced card, there are forty-nine cards remaining in the deck. Of these forty-nine remaining cards, twenty-four are black and twenty-five are red. Therefore, the spectator now has approximately a fifty-one percent chance of finding a red card. Hindu force the red-spot card at the bottom of the deck in your right hand. Remove the red-spot card from the bottom of the right-hand pack and place it on the close-up mat. Point to the fact that the next card down would have been a black face card and he would have lost the wager. But wait, this time the spectator did not have any wager offered so he loses again (**Fig. 50**).



Put the red-spot card (being careful not to flash the double-faced card) on top of the pile in your left hand. Announce the fact that you are placing the winning red card face up in the middle of the face-down blue deck (**Fig. 51**).



Put the pile of cards held in your right hand atop the pile in your left hand and squeeze the deck firmly in the center so that the double-faced red-spot card and the black-faced normal card adhere together with the aid of the double-sided tape.

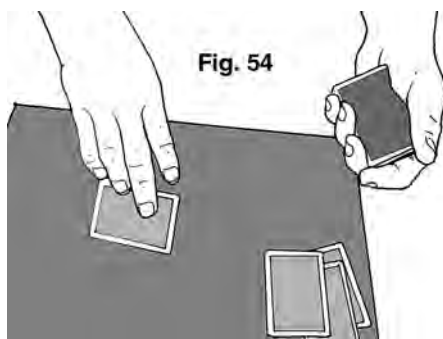
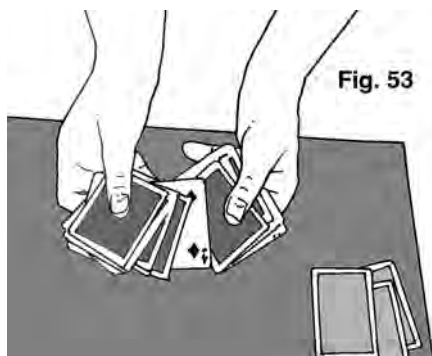
As the right hand reaches across the table to retrieve the Three-Cards from the Three-Card Monte packet trick, the left hand turns over and drops the packet onto the close-up mat, under cover of the right forearm. The right hand spreads the three cards into a fan and covers the deck. When the fan is removed, the deck has magically changed to red (**Fig. 52**).



Ribbon spread the deck on the table to show that the entire deck has now changed from blue to red, with the exception of the single selected card (**Fig. 53**), which still has a blue back. Remove this card from the spread and show both sides (**Fig. 54**).

Add the selected card to the bottom of the other blue-backed cards (the three cards for the Three-Card Monte packet trick). Take this packet of four blue-backed cards

(there are actually five cards: the stuck-together double-faced and black-faced card followed by the three gaffed cards from the Three-Card Monte packet trick) and place it face up in the middle of the face-down red-backed deck (**Fig. 55**).

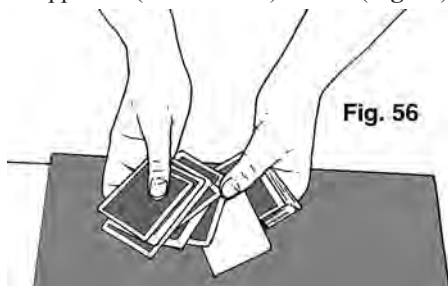


The right hand places the performer's winnings atop the card case and places the card case on top of the deck of cards. You then perform Gregory Wilson's Deck Switch by starting with the case slightly above the deck, and as you pull it to the edge of the table, the tabled deck gets inserted into the deck shell. As this is occurring, your left hand grabs the deck on the shelf (or in your lap) so that the blank-faces

are in the palm of your left hand. You turn your hand over (palm up) and travel to the edge of the table. This whole sleight appears as if you're just innocently stacking the bills on top of the deck case, which is on top of the deck, then sweeping them to the edge of the table as the left hand catches all the objects from the edge of the table.


The right hand puts the bills and deck case (actually the bills, deck shell, and red/blue-backed deck) into your left breast pocket.

Now, as you ribbon spread the deck onto the table, you notice the selected card has disappeared (has a blank face). Remove this card and reveal that the back of the card has disappeared (turned blank) as well (**Fig. 56**).



Announce that you are a cheater because all of the deck has disappeared. Ribbon spread the deck face up onto the close-up mat to show that all the faces within the deck are blank, too (**Fig. 57**).

**Fig. 57**



### **Instant Reversed Card**

**EFFECT:** A spectator freely selects a card, shows it to the audience, and replaces it at any point within the deck. Instantly, the chosen card reverses itself in the deck.

**REQUIREMENTS:** You will need a double-backed deck where both sides are identical, and a selected force card from another deck with the same back design.

**SET-UP:** Place the regular card face down at the bottom of the double-backed deck. This will be your force card. Then, place the deck in its card case.

**WORKING AND PRESENTATION:** Withdraw the deck from its case and discard the case. Shuffle the cards using a standard shuffle or Riffle Shuffle, but ensure you maintain the force card at the bottom of the deck. Next, perform a standard Hindu Shuffle force and display the force card to your spectator. Turn that half of the deck over, slide off the bottom card, and hand it to the spectator to display to the audience. Restore the deck, fan the cards, and allow the spectator to return the card to the deck at any position, with the card inserted face down (of course, since the entire deck is double backed). Distract the volunteer and audience by looking at him or her straight in the eye as you subtly turn over the deck. Finally, ribbon spread the deck onto the table and reveal that the only reversed card is the selected card! For a more spectacular finish, toss the cards into the air to reveal the only face-up card on the floor is the selected card. Of course, to ensure that the trick works as expected, you would need to force a double-face card (one where the front face and rear face are identical) onto the spectator.

### **Turn Over Jack**

**EFFECT:** The performer riffles through the deck until a spectator says "stop." The spectator remembers the stopped-upon card. The deck is then tabled and the spectator is asked the name of his selected card. When it is announced, the magician states it's impossible for him to select that card because it is the only card reversed in the deck. The deck is then ribbon spread face down or face up on the table to reveal the selected card is the only one that's reversed.

**REQUIREMENTS:** You will need a double-backer with the same color on both



sides, a double-facer with the same face on both sides, some rubber cement, and a standard deck of cards that matches the back design of the double-backer.

**SET-UP:** Glue the double-backer onto the double-facer along the bottom edge with the cards offset by about an eighth of an inch. These two cards, prepared in this fashion, will appear as a normal card. Once the glue has dried, place this gimmicked card reverse side up in the middle of the standard deck. Then, remove the original card that matches the double-facer. Finally, insert the deck into the box so the glued end of the gimmicked card enters the box first.

**WORKING AND PRESENTATION:** Remove the deck from its case and discard the case. Ensure the glued end of the gimmicked card rests in the palm of your left hand. The right hand riffles through the top of the cards until the spectator calls stop. Due to the extended length of the gimmicked card, the riffle action will always pause at the opening of the gimmick. At this point, the double-backed card will appear as the back of the previous card, and the double-facer will appear as the selected card. Ask your spectator to remember this card, then riffle through the remainder of the deck. Now, ask him or her for the name of the card. You may now ribbon spread the deck face up or face down on the table to reveal that only one card in the deck is reversed, and even remove the selected card (gimmick) to show both sides are normal.

## **Juggling Magic**

### **Basic Column Juggle**

This article is written for beginner jugglers who may be struggling to learn the cascade with balls, scarves, and rings.

### **Ball Starting Position**

Start with the ball you want to travel up and down the center of your body held between the thumb, index, and middle fingers of your dominant hand. Hold the second ball between your palm and the ring and lit-

tle finger of the same hand. Finally, hold the third ball in the non-dominant hand by the thumb, index, and middle fingers.

### **Scarf Starting Position**

Start with one scarf pinched at its center between your palm and the middle, ring, and little fingers of your dominant hand. Pinch the center of the second scarf in the same hand between only your thumb and index finger. You pinch the third scarf at its center in your non-dominant hand between your thumb and index finger.

### **Ring Starting Position**

Hold one ring in each hand vertically in the palm of your hand with your fingers wrapping from the outside to the inside of the ring: a vertical fist position. Hold the third in your dominant hand between your thumb, first, and second knuckles, or wherever feels most comfortable to you.

Throw one item straight up the center of your body with your dominant hand. When this item reaches its peak, throw both items (one from each hand) at the same time up the sides. Then reach across with either hand to catch the one that is falling down the center of your body, and toss it upward again.

As this center item reaches its peak, the two others falling from the sides should reach hand level, where you catch them and toss them up the sides again. When the side items reach their peak, you reach across to grab the center item and toss it up the center again. Try to maintain the same peak for all three items. Repeat this cycle until you wish to stop.

## **Escape and Mentalism Magic**

Here's an escape artist joke you can use for your patter: "To prove Houdini was not concealing any keys or picks on his person, he escaped from his restraints while wearing his underwear. I decided to take it one step further – I perform in my skeleton costume!"

It is possible to combine escape artist magic with mentalism in your act. Examples are presented below.

### **Escape from Chains and Padlocks**

Bunker Hill offers a package of three padlocks that may be opened using the same key. This situation allows the performer to use one hidden key to open multiple padlocks during his escape.

These unique padlocks can be used for a mentalist effect as well. Throw multiple padlocks in one bag and multiple duplicate keys in another. Have one spectator select a 'random' key and another a 'random' padlock. By a mysterious twist of fate, the selected key operates the selected padlock!

### **Escape from Combination Lock**

You will need an escape artist combination lock. This type of lock allows the shackle to be released when a single and specific number is dialed into the combination. Provided the combination lock is within reach and the dial can be viewed within the confines of your bondage, the specific number can be dialed in to affect your escape.

Should the dial not be visible, you can exert a slight upward pressure on the shackle while rotating the dial. Although this technique is not always reliable, it can always be resorted to in an emergency.

### **Mental Lock**

This effect serves as a great closing act to an escape/mentalist routine.

**EFFECT:** The performer states he has found a combination lock, but does not know the combination. He further states the latent mental powers of the audience can derive the combination to the lock. First, the performer asks a spectator to select either left or right for the rotational direction of the dial for the first digit. Since combination locks are generally composed of three digits, which alternate in turn direction, the performer writes "L – R – L" or "R – L – R" down the whiteboard according to the first spectator's selection. Next,

the performer displays a deck of DOS cards and has a spectator select two cards to create the first digit for the combination. These cards may be added or subtracted from each other or the digits transposed to create the first digit. For example, if a "1" and "3" are selected, the first digit may be "4" (added), "2" (subtracted), "13" (in the selected order), or "31" (in the reverse selected order). Perform one of the four aforementioned rules to ensure that the digit selected by the spectator does not exceed the highest number on the combination lock (39 in most instances). If the number card (#) is selected, give the spectator the choice of a random single digit number to represent the number card and again apply one of the four rules to determine the first digit. Once the digit is selected and confirmed, write this digit next to the first "L" or "R" on the whiteboard. Repeat this procedure for the same or a different spectator to select the second digit and write it next to the second rotation direction on the whiteboard. Next, the performer selects two cards, derives the result, and writes it as the last digit on the whiteboard. Finally, a spectator dials in the randomly determined combination and opens the lock!

This effect can combine mentalism with escape artist magic by having the performer's wrists chained and secured with the combination lock at the beginning of the routine. After he realizes that he has forgotten the combination to the lock, he has the audience derive its combination. Once the spectator opens the performers' secured hands, he can then escape from the rest of his restraints.

**REQUIREMENTS:** You will need an escape artist combination lock as described in the previous section, a deck of UNO or DOS cards, a black permanent marker, a whiteboard, a dry erase marker, and perhaps an easel (if performing before a large audience).

**SET-UP:** Using a black permanent marker, mark the cards that correspond to the opening digit of the combination lock

by coloring in the TM images on the back of the UNO or DOS cards. For an easier presentation and to ensure the spectators do not select these numbers, place an equal number of them at the top and bottom of the deck. Should the digits repeat (e.g., 11, 22, 33) place three twos at the top of the deck and three twos at the bottom of the deck.

#### **WORKING AND PRESENTATION:**

The main steps for the performance are presented in the effect. As the magician is the last one to pick their cards, he can select them from the top or bottom stack of the deck. These stacks can remain in their original positions with a precision shuffling technique. However, should these stacks become disrupted, the correct numbered cards can be retrieved from the deck by simply removing those with the selected marks.

**TIPS:** When performing this trick for magicians, you can ask for a spectator magician to pick any whole number integer between three and four, inclusive. Of course, the only two numbers available under these conditions are three or four. By acting as if you are verbally forcing the number “4,” you can then say, “You have FORCED me to pick a three-digit combination.”

As a potty joke, you can say that since you are using DOS (#2 cards) you will have more time to perform your trick.

## **Ventriloquism Magic**

Ventriloquism can be a great addition to your magic act by allowing your “little partner” to act as your assistant. I shall present a basic course in ventriloquism within this article.

When speaking in your ventriloquist voice, you should hold your jaw slightly lower than normal, with your lips slightly parted. In this situation, air and sound can escape from your mouth without moving your lips.

#### **Minimizing Mouth and Lip Movement**

Now, recite each letter of the alphabet with your mouth in this position. Most people will find they move their lips when speaking the following sounds: B, F, M, P, V, and W. In order to prevent lip movement for these special cases, usually it is best to use substitute sounds or avoid these troublesome sounds entirely (e.g., use the word “kid” instead of “boy” in your script). However, if it is necessary to use these more-difficult sounds, you may use the sound substitutions listed in Table 1 to minimize mouth and lip movement:

<b>Letter</b>	<b>Pronunciation</b>	<b>Example</b>
B	Use the D sound	Boy is Dog
F	Use a soft th sound	Fred is Th-red
M	Use the ng or N sound	Many is gn-any
P	Use the T sound	Happy is Hatty
V	Use a hard th sound	Very is th-ery
W	Use the oo sound	Which is oo-ich

**Table 1**

If you are highly apprehensive about your audience witnessing your lip movement, it is possible to turn your head, use extra makeup, or use misdirection (e.g., a surprise movement by the puppet) to distract your audience away from your face when speaking the more difficult sounds.

Once you have developed a fluency in speaking ventriloquially, work on your puppets’ character, personality, and voice. All of these characteristics need to be in contrast to that of the performer to create the illusion of two very different people speaking.

#### **The Distant Voice**

The distant voice is a ventriloquism technique where the performer can make his voice appear to be coming from a television, telephone, miscellaneous object, or even a heckler from the audience. It is also sometimes referred to as the “thrown voice” or “far ventriloquism.”

It is the performer’s responsibility to direct the audience’s attention to the object or location the voice originates from, as well

as change the characteristics of that voice – or else the voice will appear to come from the performer alone and destroy the illusion.

In order to speak ventriloquially, you will first need to find your proper mouth position. To do this, drop your lower jaw a quarter of an inch so your teeth are open just slightly. Then separate your lips a quarter of an inch. This position allows air and sound to escape from your mouth without moving your lips. Find a position that is comfortable for you, and always return to this position when you wish to speak ventriloquially.

Your next step is to find a way in which to alter your voice so it contrasts with your own, as well avoids any unnecessary lip movement. This action is required because if the audience sees your lips moving, or you use your same voice, you will destroy the illusion. Try speaking ventriloquially in different octaves up and down the vocal scale until you find one that works naturally for you. Next, try accents, verbal expressions, and speech mannerisms to give your “second voice” more variety and contrast.

You will notice you cannot help to move your lips when speaking some words or phrases ventriloquially. There are different sound substitutions and techniques that can be used to minimize these lip movements, but for the distant voice exercises, I would suggest merely looking away or creating subtle, distracting body movements. Armed with these techniques, you may now perform “near ventriloquism” with a close puppet (e.g., a puppet on your knee) if you wish.

However, to give the illusion of the distant voice, put a strain in your voice when you speak ventriloquially. Imagine you are physically straining to lift a heavy object and the sound you would make when doing so. The distant voice does put a strain on your voice, though, so you should only practice it in short sessions.

Choose the characteristics of the distant voice properly so it is convincing for the audience. Try to use a mellow and quiet voice, as this will make the location where the voice originates harder to pinpoint. Con-

versely, a loud or raspy voice will make the source easier to locate.

The ears of the audience help to locate the direction of the sound. For example, if a person hears a sound louder in the right ear and lower in the left ear, that person will assume the sound originates to their right and will turn their head in such a direction they hear the sound with equal intensity in both ears in order to “tune in” the location of the sound. Therefore, when standing to the right of a person, it would be nearly impossible to convince them the sound is coming to the left side of that person. Therefore, the most convincing location at which to “throw” your voice is somewhere between yourself and your spectator.

Should you wish to make the voice appear from a great distance away, you will need to incorporate travel time and attenuation factors into how you enunciate. When you yell at someone who’s significantly far away, you tend to yell slowly and deliberately with pauses between your words so the recipient does not receive a garbled mess at the other end. You can easily incorporate this into your distance voice.

As the sound travels through the air, it attenuates, causing some specific sounds to diminish or disappear completely. All of the hard consonant sounds (e.g., G, J, K, B, etc.) diminish in strength between sender and receiver as the distance between them increases. Thus, if the distance represented between the sender and receiver is very close, clearly enunciate these sounds, at a mid-distance, soften the hard consonant sounds, and at a great distance, omit them completely.

For Example:

At close distance ...**Hey Jack**, did you finish your packing?

At middle distance ...*Hey Jack*, did you *finish* your packing?

At far distance ...*ey ack*, id you inish your acking?

Bold letters are pronounced strongly and distinctly, italic letters are pronounced softly, and missing letters are omitted entirely.



## Gags

These gags may be included as part of any clown, magic, juggling, ventriloquist, or other performance.

### The “Light Lunch” Gag

**EFFECT:** You decide to take a lunch break during your routine. You withdraw a lunch sack and when you open it, the interior emits a glowing light, which you briefly bask in before putting it away. Then you say, “I always enjoy a light lunch!”

**REQUIREMENTS:** You will need a cloth lunch bag, preferably the type with a reflective interior insulation surface, and an LED flashlight. Place the flashlight at the bottom of the bag. If you have a short performance and the light does not shine through the bag, you may turn on the LED flashlight prior to your performance. Otherwise, to save battery life and undesired illumination, reach into the bag during your performance and turn on the light.

### The “Broken Teeth” Gag

**EFFECT:** During a card to mouth or other part of your routine, you spit out a couple of real-looking teeth, which you can either discard or eat to “get more calcium in your diet.” For a comedic juggling routine, you could juggle clubs and have one smack down upon your chin. At the same time, whack the two clubs in your hands together to make a large crack sound and then spit out the “broken teeth.”

**REQUIREMENTS:** The “teeth” are actually fragments of candy corn. I have

found that Brach’s Pumpkin Pie Candy Corn works very well for this purpose. Of course, other brands and flavors may work just as well.

### The Inexhaustible Thread

**EFFECT:** During your act, you notice a thread hanging from your shirt. You pull and pull on the thread, but it keeps getting longer and longer until you end up with a large tangled mess of thread in your hands.

**REQUIREMENTS:** You will need a spool of thread the same color as your shirt. Use a needle to pierce this thread through your shirt and then rest the spool at your beltline and tuck in your shirt. You are now ready for your gag.

### Misfire Flatulence

**EFFECT:** You sit down in a chair and the audience hears a loud flatulence sound. You look surprised and explain it was not you who caused the embarrassing incident. Searching the cushion, you withdraw a fully inflated Whoopee cushion, proving you did indeed make the sound!

**REQUIREMENTS:** You will need two large, inflated Whoopee cushions. Place one at the rear of the seat cushion, in such a position that you will not cause it to deflate when you sit near the front of the cushion. A hidden assistant deflates the second Whoopee cushion at the proper time. Alternatively, you could have the sound technician activate the flatulence sound or use a remote-controlled fart machine.

Please send comments and appreciations to [mikestelzer@yahoo.com](mailto:mikestelzer@yahoo.com).

## Parade Contributions Wanted From Rings and Individuals

Sharing your original magic in a Parade builds your reputation, establishes your contributions to the art, and adds value to our journal. Getting published also means your work will be considered for a *Linking Ring* Award. Names of winners are announced at the Annual I.B.M. Convention and published in *The Linking Ring*. Submit your Parade or individual tricks to the Executive Editor at [editor@magician.org](mailto:editor@magician.org)

## SWEET MAGIC

**TRICK:** The magician plucks one of the sugar packets from the holder in the center of the table. He rips off the top of the packet and pours the contents into his closed fist. Upon his command the sugar or sweetener completely vanishes!

**SECRET:** You must prepare one of the sweetener packets in advance. Use the prong of a fork to poke a hole into one of the corners of a packet (**Fig. 1**). Shake all of the sweetener out of this packet and secretly place it back into the holder. Sometimes when presenting this effect, I'll palm the empty packet in my hand and mimic the action of taking it from the packet holder as I say, "Hey everybody, check this out!"

When executing the effect tear off the top piece with the hole in it and discard this piece. Squeeze the packet open so it looks full. Hold the open mouth of this packet close to your fist as you pretend to pour the contents into your fist (**Fig. 2**). Typically, I'll leave a little bit of sweetener in the packet so they can see some of it collect on top of my fist. Brush off the little bit that remains on top of your closed fist and say the magic word "Shamma-Lamma-Ding-Dong!" before opening your hand to reveal that the sweetener has vanished!



Fig. 1



Fig. 2



Excerpted from *Bamboozlers: The Book of Bankable Bar Betchas, Brain Bogglers, Belly Busters, and Bewitchery* by Diamond Jim Tyler.

Diamond Jim Tyler, 3347 CR 406, McKinney, TX 75071  
[www.djtyler.com](http://www.djtyler.com).



## Unexpected Visitor Again

If you read the January 2026 Card Corner column, you'll remember that the effect ended with four queens in play. So, it seemed appropriate to follow that column with an item that uses the four queens.

Enter "Unexpected Visitor Again." The reason for "Again" is that this effect appeared in my 1990 book, *Top Secret Stuff*, as "The Unexpected Visitor." I revised "the visitor" again in my 2019 book, *Tesseract*, where I repurposed the effect to use two selections instead of one as in the version from *Top Secret Stuff*.

This effect is a good example of how learning a new move can lead to an idea for an effect that uses the move. In this case the move is "A Glide Variation" from the prolific Ed Marlo. It originally appeared in the May 1965 *New Tops* and then in M.I.N.T. (p. 157), which is where I learned it. The move is based on an item from Edward Victor's book, *Magic of the Hands*.

The standard Glide action is known to some lay people who know one or two card tricks. If a lay person offers to show you a trick, it will often involve the standard Glide. Luckily the Marlo variant looks different enough that the sophisticated lay person won't recognize it.

"Unexpected Visitor Again" works best with a signed card and is a perfect follow-up to an Ambitious Card routine. Since "Smiling Daley" from last month involves a selection and four queens, "Unexpected Visitor Again" is an excellent routine to use as a follow-up. There's a performance video of this effect at [www.mallofmagic.com/cardcorner](http://www.mallofmagic.com/cardcorner). Scroll down. I should also mention that moves tagged with "\*" have video instruction at [www.mallofmagic.com/themoves](http://www.mallofmagic.com/themoves). The password to access the videos is **marlo7d**.

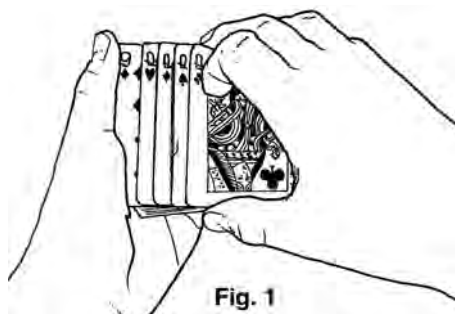
**EFFECT:** A selection is signed and then placed face down between the two black queens. These three cards are tabled in a spread with the queens face up. The two red queens are shown and then squared. They are placed onto the spectator's palm-up hand and covered with her free hand. The black queens with sandwiched selection are squared and held by the magician. The magician snaps his fingers over the three cards. It is then seen that there are now only two cards, the two black queens. When the spectator opens her hands, she discovers that her selection is now between the red queens.

**SET-UP:** None.

**PROCEDURE:** Remove the four queens and leave them face up on the table in either RRBB or BBRR order. Let's say the order from the face is QC, QS, QD, QH. Ideally, you'll be using a signed selection from the previous effect, e.g., an Ambitious Card. If such a card isn't available, spread the deck face up between your hands. Ask a spectator to point to any card, say the Nine of Diamonds (9D). Cut that card to the face of the deck and have her sign her name on the face of the card.

Hold the deck in left-hand dealing position and blow on the ink in order to dry it. Obtain a break under the second card from

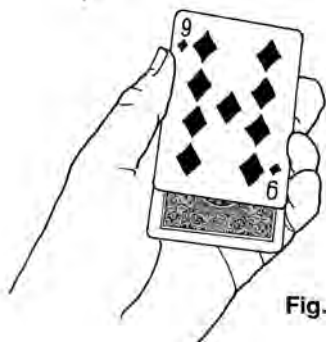
the face as you pick up the four queens with your right hand and add them to the face of the deck in a spread that leaves the signed selection in view (**Fig. 1**).



**Fig. 1**

Pick up the spread of six cards in right-hand **Biddle Grip\***, i.e., thumb at inner short edge, fingers at outer short edge while keeping the double squared. Table the deck and square the packet still held in **Biddle Grip\***. So, the packet is from the face: QC, QS, QD, QH, signed selection, X card.

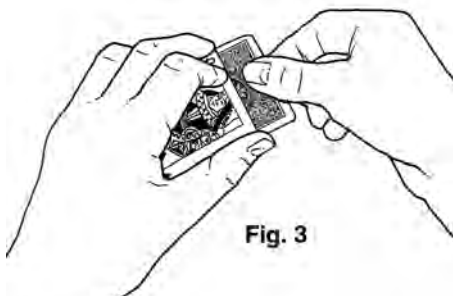
Using the left thumb, peel the face card (QC) into left-hand dealing position. Continue peeling the next three queens onto the left palm. You're left with a squared double that the spectators believe is a single card – the selection. Use the left long edge of the double to flip the four queens face down in the left hand. Finally, add the face-up double onto this packet, but outjogged as in **Figure 2**.



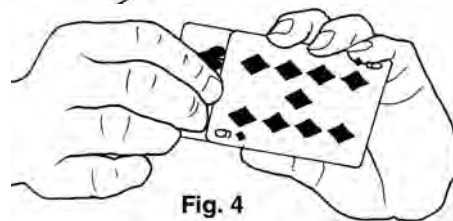
**Fig. 2**

You will now execute **Ed Marlo's Glide Variation\*** as follows: Bring the right first and second fingers to the outer short edge of the outjogged double. Now, the left hand turns palm down as you then move the right first and second fingers under the outjogged double at its outer short edge as in **Figure 3**.

Note the position of the left thumb and second finger. The right thumb is on top of the double as in the figure. Squeeze the thumb and fingers together a bit so that the fingers can push inward, pushing the face card of the double, the selection, flush with the deck. It's important to maintain alignment with the deck so that the existence of the extra card isn't noticed. The location of the left thumb and second finger help to ensure alignment. **Figure 4** shows the situation from below.

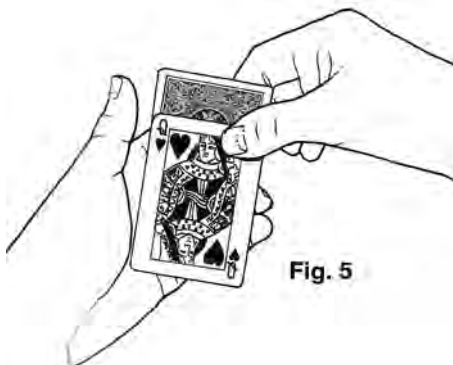


**Fig. 3**



**Fig. 4**

Move the right thumb onto the face-up queen at the face, the QH. The right fingers go underneath the packet. Take the cards with the right hand as in **Figure 5**.

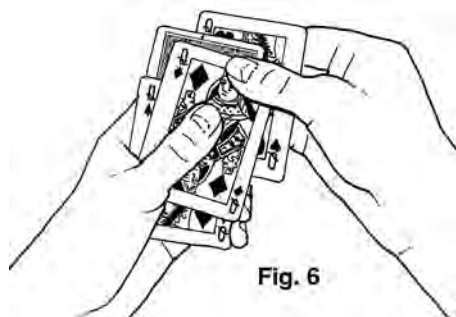


**Fig. 5**

Reposition the cards into left-hand dealing position. Push the QH to the right a bit using the left thumb so it can be taken by the right hand, thumb on top fingers underneath.



Now push the QD slightly to the right. This allows the right hand to move the QH under the packet as the thumb pulls the QD forward a bit (**Figure 6**). Now the right hand can pull both red queens and the outjogged card free. The face-down card is assumed to be the selection now sandwiched between the red queens. Table the three cards while keeping the three (as two) cards squared in the left hand. The spectators must not be aware that you have three cards in the left hand.



**Fig. 6**

Take the three cards from the left hand, squared into right-hand **Biddle Grip**\*. Your left thumb now peels the top card (QS) onto the left palm. Place the squared double onto this queen. This sandwiches the selection between the black queens. Have the spectator hold out her left hand palm up. Place the three cards, as two, onto her palm as you tell her to cover the cards with her right hand. You will have to hold the three cards between your right thumb and fingers until the spectator's hand covers them. It's important that they not split and expose the extra card. If you worry that the existence of the extra card will be exposed, you can simply table the three cards (as two) and cover them with the card box.

**STATUS CHECK:** The spectator believes she holds only the two black queens and that the face-down card between the red queens on the table is her selection. Actually, her selection is between the black queens in her hand.

You will now apparently make the card between the red queens disappear as follows: Pick up the three tabled cards and square them in right-hand **Biddle Grip**\*. Use the left thumb to peel the top card (QD) onto the left palm as you say, "The Queen of Diamonds." Place the right

hand's double square onto this queen as your left thumb goes on top of the face-down card. Say, "And your selection." Peel the face-down card onto the left palm as the right hand pulls both cards below the face-down card to the right as a single card. Immediately say, "And the Queen of Hearts" as you place the double square onto the face-down X card. It should appear that you have merely reversed the order of the three cards and that the selection remained in the middle. The illusion is perfect. Compare what you just did to actually reversing the order. The two sequences should look identical.

Hold the three cards in left-hand dealing grip as you make a magical gesture with your right hand. Now use the left thumb to push the top queen to the right while keeping the other two cards as one. Say, "Your selection has vanished!" Take the three cards, as two (**Fig. 7**) in the right hand. Let the vanish sink in as you then square up the cards. Say, "Take a look at the cards between your palms." Now, while attention is on the spectator, drop the three cards onto the tabled deck. Since the extra card is face down on the bottom of the packet, it blends in with the deck. You are now clean. The spectators have nothing to find except that magic has occurred. Their selection has disappeared from between the red queens and has appeared magically between the two queens they're holding. Solid magic.



**Fig. 7**

**FINAL THOUGHTS:** Often a selection is only used for one effect. "Unexpected Visitor Again" is a great way to extend the use of a selection into another moment of magic. Try it as a follow-up to last month's effect, "Smiling Daley." You might even use the same selection in a third effect.



# Auto-magic

MICHAEL BREGGAR

The wonderful John Carey is a good friend. He has shared some fantastic card routines with me to share with you in the past. He now has a fantastic website where he has collected the best of the best of his work and lectures, as well as a curated collection of wonders from some of his friends. Let's thank John for his generosity in providing us some cool Auto-Magical tricks, including the fooler below – just fly over to [www.johncareymagic.shop](http://www.johncareymagic.shop) and check out the goodies and special deals! Also, John will be doing a lecture tour in the United States in the spring of 2026. Many of his lectures will be at your local Rings! Look for 'em – let's support John!

My readers know how I like routine names that evoke the *theme* of the routine and have some kind of wordplay. John Carey, as always, goes straight to the point and calls this routine:

## The Trick with No Name

You begin by talking about the differences between true psychic intuition experiences and “just plain guessing”! You bring out a box of cards and remove the deck, casually mixing and cutting as you speak. “I always wanted to go to a school for psychics, but I can't afford the intuition,” you say.

While your audience groans, you continue to mix and show that the cards are indeed well mixed by turning the deck face up and casually spreading them a bit. Gather the cards and cut once more. While the deck remains face up, you ask your volunteer to “call out a small number less than ten. Something in the middle, say five, six, or seven.”

Whatever number the volunteer calls, cut the cards into that many piles, with the deck face up. Let's say the number is six. There are now six face-up piles cut to the table. It adds

a really nice touch if, after you drop each pile, you cut the remaining cards before plopping down the next pile. As this is being done, you mention, “So, I never did get to a psychic school. I sure hope you did, because this is an experiment in *your* intuition and psychic sense! The last person I showed this test to was really good. In fact, she could guess a dog's weight by gently lifting them. One day she even picked up a few good Pointers.”

You point out the various piles on the table and mention the face cards showing. “These face-up cards may dictate the makeup of its entire pile, so look carefully at them and let your intuition guide you to the *three* piles that should be removed from play.” As your volunteer points to each of the three piles, ask her if she wishes to change her mind. Then just lift the piles, move them on top of each other, and place them *face up* to the side. Gather the remaining piles face up, then turn everything face down. Give the cards a cut or two, maybe even let your volunteer cut the cards. Turn everything face up once more to show you're not doing any “cheating,” then cut three piles to the table, turning the packets face down as you drop them.

One final intuitive elimination must happen, and you once again ask the volunteer to point to any one of the three piles. Again, she can change her mind. Once selected, turn that pack (like the others) face up and casually drop it – face up – on top of the other face-up elimination cards. Now, request she takes the remaining two packets and place any one on top of the other, “as if you were completing a cut. Use your intuition wisely, though to decide which one goes on top of the other.”

Pick up this face-down pile and say, “You have already shuffled, cut, and mixed these cards thoroughly. Let me give the pack one or

two more cuts so we know we're continuing from a completely random spot, okay?" Sounds pretty fair to me!

"What is your first name?" Your volunteer says "Marilyn." You hand the deck to her. "Spell out your name, placing one card at a time for each letter in a face-down pile on the table. But slide the last card – for the letter 'N' in Marilyn – closer to you."

She does so, dealing down six cards and sliding the final seventh card closer to herself. "Very good! This whole process was designed to see if you were in touch with the cards. Well actually, to see if the cards were in touch with you. You see, the cards were programmed to influence you into narrowing down a randomly shuffled deck to a single card. Which you have done! See? The deck was even programmed ahead of time."

As you're speaking, you flip over the card box and show that a folded piece of cardboard was stapled to the outside of it. You pull the folded card free from the box and note that the printing on one side of the card reads "Pasteboard Programming."

You unfold the card, hand it to your volunteer, and ask her to read it out loud. Marilyn reads, "Today, the cards in this box have been programmed to influence the selection of the Six of Clubs."

You ask your volunteer to flip over the card in front of her. Amid the sounds of dropping jaws, she shouts, "The Six of Clubs!"

### **Finally, here comes the real name!**

You can watch John performing his version of the routine here: [tinyurl.com/nhmjtmr6](http://tinyurl.com/nhmjtmr6).

I did take a few liberties with the presentation to add one of my favorite themes: the cards pick you. But this routine is all John Carey: direct, bold, amazing, entertaining, and technically easy!

John originally wanted to call the routine "The Svengali Miracle," but decided against it because the name gives away the method! Consider the Svengali Deck as a tool, not the trick itself. And for goodness's sake, get over your "magician's guilt" for not working *that* hard to pull off what'll be perceived as a knockout!

You will want to get a Sven Deck that is

well-made and precision cut. Don't go for cheap ... go for quality (I personally love the Svens from Phoenix and those made by the Slim Card Company). The Sven Deck, of course, has twenty-six very slightly shortened, ordinary cards, and behind each one is a standard-length force card (in this example, the 6C). This deck will allow you to cut the deck as much as you want and retain the long force card/short X-card order. Lots of publications (such as Hugard's *Encyclopedia of Card Magic*) have some fantastic tricks you can do with the Svengali Deck. There are even instructions on how to convincingly riffle shuffle the cards without disturbing the gaffed setup (which can also be found in Hugard's book). As for the prediction, a half of a folded index card will do. Write the prediction as above, fold and staple it shut, and write "Programming Instructions" on the front. Tape it to the front of the card box or slip it under the cellophane wrapper.

At the start, John likes to give a few casual cuts, turn the deck face up, and with the thumb on the end closest to him and a few fingers on the other (short) end, flex the ends upward. This allows them to casually fall and spread on the table – let the cards fall in a wide pile. Don't tell your spectators "This picture is worth a thousand words," as it appears the cards are all different! Square up the pack, ensuring it's face up, then give it another cut and hold it in your hand as before. This time, "drop off" a small packet of cards, then move to another spot on the table and drop off another packet. You'll want about six face-up packets.


Comment on the different faces showing and let your volunteer eliminate any three packets. As you collect the debris, stack the piles on top of each other and place it on the table, face up and closer to you. Follow the presentation described above. When the fourth packet is eliminated, place it face up on the other discards, then place those packets back in the card box, being careful not to reveal the prediction on the other side of the box.

Just follow the rest of the presentation as described, and you'll make a name for yourself!

Name me at [mbreggarmagic@gmail.com](mailto:mbreggarmagic@gmail.com).

# Hocus in Focus

A CLOSER LOOK AT MAGIC ON THE MARKET



## Books

### Kid Tested, Magician Approved (Part One)

Christopher T. Magician. Available at  
[www.beyondlookdontseemagic.com](http://www.beyondlookdontseemagic.com).  
Hardbound. 369 pages. \$70.



*Kid Tested, Magician Approved* by Christopher T. Magician is the book that experienced kid show performers have been waiting for.

Christopher's first two major books for children's magicians – *Beyond Look, Don't See* and *Beyond, Beyond Look, Don't See* – concentrated on performance techniques and illustrated them with plenty of routines. Both of those volumes offered advice for the magician just starting to perform for children and bits of business that could be used by experienced magicians to enhance their shows. Plus, both volumes were full of clever, original routines that could be quickly inserted into an existing magic show.

But many children's magicians have been performing for years, or decades, and are quite familiar with the techniques offered in Christopher's first two books. They probably have one or both on their shelves. They have built well-crafted shows over considerable

time. They're not starting from scratch. What they are looking for is the rare routine or two that can be incorporated into their existing shows and will provide their audience with even more engagement and excitement.

*Kid Tested, Magician Approved* fills that need. Instead of performance techniques, this book offers twenty-seven fully scripted routines, including extensive directions on how to assemble these tricks. Many of them are routines with do-it-yourself props that require absolutely no crafting skills other than the ability to cut and paste. While some of the routines require some common dealer items, many can be assembled with cardstock, backing board, some form of adhesive, and the occasional rubber tube or PVC pipe available at a hardware or garden store.

All the routines give excellent explanations of the effects, props, patter, and movements to perform them. They are accompanied by numerous drawings of a cartoon Christopher in performance mode.

The book also includes thirteen do-it-yourself ways to expand your comedy magic wand collection. Just as my card-worker friends say you can never have too many packs of cards, my children's magician friends know there is no such thing as too many comedy magic wands.

Many of the routines in *Kid Tested* lend themselves to easy modifications that make them easy to theme for any party or event. Those are the kind of tricks children's magicians crave.

My favorite routine is the very first one: "Trix 4 Tricks." It's a Monte-style routine that climaxes with a large targeted card disappearing and ending up on the magician's back. I saw Christopher demonstrate this routine a few years ago at a Kapital Kidvention,



and it has been a regular opener for my shows ever since. It's so easy to theme, I've made about two dozen different versions featuring characters from kids' TV shows and movies. Christopher shows how this great trick can be produced by anyone with a printer or access to a printer. If you want to take the easy route, Christopher also markets the trick on his online store: [www.beyondlookdontseemagic.com](http://www.beyondlookdontseemagic.com).

*Kid Tested* is broken down into ten chapters, basically reflecting the course of a magic show from quickly openers to slow burners. It contains ways to engage the birthday child (or other volunteer) and pose for great pictures the grownups will treasure, as well as comedy wands and closers that harken back to the beginning of the show.

Don't expect to incorporate every trick in this book into your show. But if you find one or two gems that complement your style and can become a part of your show, this book will have more than paid for itself.

Highly recommended. *Larry Lipman*

## Tricks

### The Worry Coin

Mark Strivings. Exclusively available from Mark Strivings ([markyapril@aol.com](mailto:markyapril@aol.com)). \$40 postage (United States). Canada add \$12 for postage and handling, other countries add \$18. See below for additional ordering information.

Wikipedia says worry stones are "smooth, polished gemstones, usually in the shape of an oval with a thumb-sized indentation, used for relaxation or anxiety relief. Worry stones are typically around 3 centimeters in size. They are used by holding the stone between the index finger and thumb and gently moving one's thumb back and forth across the stone. The action of moving one's thumb back and forth across the stone is thought to reduce stress."

Mark Strivings has taken the worry stone

from a good luck charm to an amazing walkaround mentalism/PK effect. You remove a worry stone from your pocket along with several pennies, then have the spectator take a penny as you show off the worry stone and explain its magical powers. You hand them the stone as you take their penny and show it to anyone nearby. You then have them rub the penny to instill their magic power into it. You drop the penny into the worry stone and gently swirl it around. You blow on it to "cool it off" and slide it into their hand. The spectator will see the coin has been distorted to match the bowl of the stone. They can keep the altered penny.

Mark's kit supplies you with a worry stone, a drawstring bag, six regular pennies, and twelve modified pennies. This will get you started and show you how the pennies should look. Instructions for quickly and easily making your own (for just a penny a piece) are included. Since pennies are no longer in production in the US, you may want to collect what you can now because once you've seen the reaction, you'll want to do this often. The prep work is simple. If you don't have the tools you need, they can be obtained inexpensively from any hardware store. The prep takes very little time per penny.

This is perfect for close-up or strolling and makes a great souvenir and discussion piece. It is unique, as there are very few walkaround PK effects. It also leaves the spectator with a souvenir they will show to their friends while talking about you. Not bad for just a penny.

Highly recommended. *Fred Rosenbaum*

To order, use the contact information below to send a payment directly to Mark Strivings. Please be sure to list exactly what you are ordering, and your shipping information, in the comments section of the payment screen on PayPal, Venmo, or Zelle.

PayPal: [markyapril@aol.com](mailto:markyapril@aol.com)

Venmo: [@mark-strivings-1](https://venmo.com/mark-strivings-1)

Zelle: [markyapril@aol.com](mailto:markyapril@aol.com)



# Broken Wand

"...ANY MAN'S DEATH DIMINISHES ME BECAUSE I AM INVOLVED IN MANKIND..." —JOHN DONNE

## RON ALDRICH

Ron Aldrich, 88, of Algonac, Michigan, died August 9, 2025. He held I.B.M. number 32629 and had been a member since 1978. He belonged to the Order of Merlin Shield. Ron was born in Detroit and spent his childhood watching his Welsh



grandmother, Lottie, read tea leaves for clients in the parlor of their westside home. As a young boy in the 1940s, he was taken by an aunt to see Harry Blackstone Sr.'s show. Invited onstage by Blackstone to assist with a trick, Ron was so nervous he forgot the card he chose, but went home from the show inspired, nonetheless. Ron went on to learn tricks from library books and began entertaining the neighborhood with basement shows when he was twelve years old. After completing two years of army service, Ron graduated from Wayne State University with a liberal arts degree and worked in advertising design and layout at the Detroit News for several decades. But his true passion and profession was magic, and after retiring early he enjoyed a very successful second career as an esteemed close-up magician and mentalist. He also served as a teacher and mentor to generations of young Detroit-area magicians, including Michael Mode, Matthew Holtzman, Michael Belittos, AJ Polizzi, and Rick Simon. Ron had two of his signature effects, "One Coin for Connoisseurs" and "Invitation to Imagination" published in the book *L.I.N.T.: Pocket Stuff for Close-Up Magicians*, by John Luka. Ron's handling of the "Mexican Turnover" was featured in *Sleightly Out of Order*, by

Patrick G. Redford. In 2019, Todd Karr dedicated his book on Ted Annemann, *Annemann Enigma*, to Ron, giving him the title of "Gentleman Mindreader." He was inducted into the Michigan Magic Hall of Fame in 2016. He married librarian and spook show collector Tracy Harnish in 2015.

## KENNETH CAPMAN

Kenneth Capman, 61, of Kalamazoo, Michigan, died October 15, 2025. He held I.B.M. number 74309 and had been a member since 2019. He belonged to Rings 211 (Grand Rapids, Michigan) and 89 (Battle Creek, Michigan). Kenneth was raised on a



farm in Marshall, Michigan, graduating from Marshall High School in 1982 and Kellogg Community College Police Academy in 1984. John served as a deputy sheriff at the Beaver Island Substation for Charlevoix County, and as a police officer and investigator for Barry Township. He also served in the United States Army Reserve 303d MP Company connected to the Army Chemical Corp. His passion for the performing arts, particularly storytelling with magic, was ignited at the age of eight and nurtured by his Aunt Zenna, who took him to his first Abbott's Magic Get Together in Colon. He started performing shows at thirteen and continued semi-professionally throughout his police and military careers. John turned to the performing arts full time in the early 1990s, performing under the name John Convis. During his artistic career he wrote, produced, and/or performed a broad range of theatrical entertainments, including standup comedy,

emcee gigs, fashion shows, poetry slams, seances, interactive murder mysteries, haunted house attractions, and corporate events. He formally retired from performing after Michigan Magic Day 2023. John is survived by his wife, Susan Kay Morderdyk, and his feline companions Shep-urrrd Book and Karma.

### **WILLIE PETE GARMON**

Willie Pete Garmon, 77, of Macon, Georgia, died August 27, 2024. He held I.B.M. number 38020 and had been a member since 1982. He belonged to the Order of Merlin Shield (thirty-five years of continuous membership) and Ring 9 (Atlanta, Georgia). Pete was born on June 17, 1947, in Atlanta, Georgia, to Lewis and Jenny Mae Garmon. He married the love of his life, Marsha Lynn Bailey, thanks to Marsha's mother, who played matchmaker. Pete retired from the City of Atlanta Water Department as a Water Quality Control Specialist with twenty-four years of service. He also worked as an Admissions Clerk for Georgia Perimeter College and Georgia State University, and enjoyed serving people as a host at Chick-Fil-A in Stone Mountain, Georgia. Being a children's magician brought him joy, as he loved to see the look of wonder on children's faces when he performed his many illusions. Pete also loved collecting action figures and watching wrestling, especially Ric Flair. He was a big fan of Donna Summer, Tina Turner, the Beatles, and Elvis, all of whom he saw perform live. He loved collecting photos of both sunrises and sunsets at the beach and he traveled to Orlando to see the Braves Spring Training for many years. Pete was also a member of the Society of American Magicians. He loved "the Man Upstairs," his family, his friends, and his cat Boo. He is survived by his wife Marsha Bailey, daughter Wendy Moreland (Robert) of Macon, grandchild Winter



Catherine Robinson (Dylan Haske) of Mableton, Georgia, and his sister Nellie Bickers of Andalusia, Alabama, along with nieces, nephews, and extended family.

### **JAMES MONTGOMERY**

Lt. Col. (Ret.) James Robert Montgomery, PhD, 84, of McKinney, Texas died October 20, 2023. He held I.B.M. number 36309 and had been a member since 1981. He was a member of the Order of Merlin Shield (thirty-five years of continuous membership) and Ring 174 (Dallas, Texas). James was born on January 11, 1939, to James Leonard Montgomery and Mildred Robert (Stropes) Montgomery in Indianapolis, Indiana. In 1962, he married the love of his life, Ellen Elizabeth Teachenor, in St. Louis, Missouri, with whom he had two children. James was an active member of First McKinney Baptist Church and held many positions in every church he joined. He served on mission trips to several countries, visiting a total of seventy countries and fifty states for either work purposes or pleasure. He graduated from five universities and earned a degree from each one. He became the oldest person to earn a PhD at the University of Alabama in Huntsville when he graduated at the age of seventy-one. James enjoyed serving his community as a volunteer at the Heard Museum in McKinney and Perot Museum in Dallas. He had some knowledge of four languages and liked to converse with people from other countries. He found something special in people of all ages and worked as a substitute teacher for schools in both Decatur, Alabama and McKinney. After retirement from Monsanto as a chemical engineer, James became owner of a video production company. He was appointed to the Board of Licensure for Professional Engineers and Land Surveyors for the state of Alabama and served as chairperson. He once



said his favorite job was being a grandpa. When his wife asked him how he would like to be remembered, he replied “as a magician.” He performed for birthday parties, churches, and other community events. James is survived by his wife Ellen Montgomery, his son James William Montgomery, and his daughter Elizabeth Slack.

### **RONALD VOLK**

Ronald “Ron” Volk, 82, of Park Ridge, Illinois, died March 3, 2025. He held I.B.M. number 30455 and had been a member since 1976. He was a member of the Order of Merlin Shield (thirty-five years of continuous membership) and Ring 43 (Chicago, Illinois). Ron grew up in Chicago’s Andersonville area and was a lifelong fan of the Cubs and Bears. In his youth, Ron had an interest in art and took classes at the Art Institute of Chicago. He graduated from North Park Academy (1962) and North Park College (1966) with a double major in biology and chemistry. He earned his master’s degree at National-



Louis University. Ron shared his scientific knowledge and wit as a teacher at Old Orchard Junior High for thirty-six years. He was known for his use of topical puns to enhance students’ listening skills. His infamous memory hooks, better known as “Volk jokes,” prompt fond recollections to this day by those who knew him. Eventually, Ron started using magic as a visual aid for teaching, since some students didn’t always get the double meaning of his puns. His students loved when he tied illusions to his lessons. He founded his school’s Science Olympiad program and, after retiring, volunteered every morning for five years preparing students for the program’s many events. Ron met his wife Joanne at the Midtown Tennis Club and married her in 1995. During their thirty years of marriage, they traveled to magic conventions across the nation, participated in many tennis matches, and enjoyed traveling to Europe and going on river cruises. He was also a member of the Society of American Magicians. Ron is survived by his wife Joanne Volk (née Dandeles), brother John (Kay) Volk, brother-in-law of Mary (Richard) Cook and Dennis (Debra) Dandeles as well as nephews, nieces, and extended family.

### **When a Magic Friend Dies**

While it is a responsibility of Ring Secretaries to notify our Headquarters Office or Executive Editor of the death of a member, many members do not belong to Rings, and even the deaths of Ring Members often slip through the cracks. Please take the time to send us a short note and copy of any obituary notice. Don’t let a fellow magic lover slip away without notice. Send to Editor or Headquarters Office. Addresses on page 4. Thank you.

### ***Get Published in The Linking Ring!***

*The Linking Ring* is always looking for new articles, including Parades with a theme, individual tricks, feature stories, biographies, historical essays, and other creative writing. If you want your work to reach as many people as possible, contact *The Linking Ring*. We have the largest circulation of any magic periodical in the world. Submit your articles or ideas to the Executive Editor. Address on page 4.



# Ring Reports

THE INTERNATIONAL BROTHERHOOD OF MAGICIANS



Ring Reports **must** be received by the 15th of each month to appear in the second following issue (for example, your January report will be published in March or April). Please e-mail reports to [ringreports@magician.org](mailto:ringreports@magician.org) with "Ring Reports" in the subject heading. You will receive confirmation of receipt. Please limit the length of your report to 650 words or less. Reports of excessive length may be edited to meet space requirements. Please notify the Reports Editor, Lauren Jurgensen, at [ringreports@magician.org](mailto:ringreports@magician.org), if changes need to be made to your report's headings (e.g., changes to addresses, meeting times, or officers' names). We regret that we are unable to publish photographs in the Ring Reports section of the magazine.

## RING 1, ST. LOUIS, MISSOURI – Spirit of St. Louis

Meets 1st Wed. of month, Parkway United Church of Christ 2841  
N. Ballas Road, St. Louis, MO 63131 / Web Site: [www.IBMRingOne.com](http://www.IBMRingOne.com)  
SANDY WEIS., Secretary / E-mail: [ibmringone@gmail.com](mailto:ibmringone@gmail.com)  
1755 Elkins Drive, St. Louis, MO 63136

Ring One celebrated its annual Holiday Party on December 4th with a night full of laughter, games, and magical surprises. The huge crowd of 57 people kept the room's mood festive and lively. Sub sandwiches, pizza, drinks and other refreshments were provided by the club, although some members thoughtfully contributed either a side dish or a small donation. The food was plentiful, delicious, and left us with plenty of leftovers.

The evening's entertainment began when Michael W. McClure unveiled a remarkable project: 52 original cartoons featuring Ring One members, as roughly reimaged by Artificial Intelligence. Each illustration was paired with a clever, witty joke, and attendees were challenged to identify which member was represented by each drawing. Michael chose this activity as an ice-breaker to help our newer members become better acquainted with our veterans, and to help stimulate conversations that would get everyone involved. The contest was a hit, with the contestant who matched the most images-to-members correctly, Mike Hindrichs, winning a beautiful TCC performance pad. Our second-place winner, Becca McClain, received Shin Lim's excellent *Servante*. Becca, one of our newest members, is a pageant titleholder, notably crowned Miss Missouri for America Strong 2024. Michael's passive game brought the room to life and gave new and old members alike a chance to see themselves—and their fellow magicians—through a playful, artistic AI lens.

The evening's entertainment began with a clever game hosted by Steve Barcellona, who stepped into the role of a charismatic game

show host. Members were divided into teams and competed in a Rebus-style challenge featuring the names of magicians, magic props and phrases as the answers, all coded in pictures. Each puzzle tested both knowledge and creativity, sparking laughter and friendly competition, proving that it's not always what you say ... but it's what you hear. While no prizes were awarded, the fun was in the play itself—and everyone walked away having enjoyed an exciting game themed in magic. A big thank-you to Steve for organizing such an engaging and memorable game.

The night continued with a truly unique gift exchange. Unlike our traditional gift swaps from the past, no one needed to bring any gifts this night. Instead, every present was generously donated by Steve Finkelstein, a long-time member and board member. Each item was magic-related and carefully wrapped by Michael and Susan McClure. All of our attendees sat in a giant circle as the gifts were passed around, guided as Michael rolled a giant die—even numbers sending gifts to the left, odd numbers to the right. After the dust had settled and each held the gift they were to open, those who wanted to trade their prize were allowed to do so, and a table was stocked with extra unwrapped tricks, books, DVDs, and effects for their selection as well. In the end, everyone went home with something of gently used quality to add to their magical repertoire. We thank Steve for his generosity.

The consensus was clear: this was the best Holiday Party the Ring has ever hosted. Heartfelt thanks go to Michael McClure for orchestrating such a fun and well-organized evening.

In November, Gary S. Chan performed mentalism at the Glasshouse in New York City. He likes to choose expressive volunteers because they make the show more fun for everyone. One

of his volunteers was particularly expressive, allowing him to prematurely deduce which card she picked based on her body language. Trusting his instincts, Gary made an early guess at her chosen card, ready to brush it off with humor if he was wrong. To the crowd's (and his own) astonishment, his guess was perfectly accurate, earning spontaneous applause for a moment of impossible magic.

A.M.I. (Association de Magiciens Internationaux) recently published its first publication *Magical Meditations – Inner Secrets of Performance and Audience Perception*. It is a one-of-a-kind collection of articles written by thirteen A.M.I. members as contributors. James Svaglic, an active Ring One member, is one of the authors. It is available in both hardback and softback. Congratulations James!

The Ring is very excited about moving to its new location, Parkway UCC. Since our Ring's meeting attendance has been growing so quickly, we needed a bigger place. The new venue is less than a mile from the previous location and very easy to locate. The facility and its management are also very excited to have us join their extended family, and we are ready to start 2026 off with renewed purpose in our new home.

*Sandy Weis*

### **RING 2, YOUNGSTOWN, OHIO – Filips-Tutter-Doeright Ring**

Meets 7:30 pm 2nd Fri., Valley Christian Church, 7155 Glenwood Ave.,  
Youngstown, OH  
PETER LUCKE, Secretary  
E-mail: IBMRing2Youngstown@me.com

Our December meeting was opened by President Brian Moss. He commented on various upcoming club events and plans. The following members and friends were present at our meeting: Susan Campbell, Fritz Coombs, Martin DeVore with Lucas and Liam, Kyler and Lexi Freeland, James and Eric Killmeyer, Jim Klayder, Peter Lucke, Brian Moss and Keri Vrable. The theme of the evening was "Something Learned this Week."

Brian Moss opened the magic with Four Card Transpo. He displayed four cards with similar backs. They represented four firemen who wanted to present the fire chief with a Christmas present. Brian simulated each fireman going to the store to buy a present. The present was represented by one of the cards turning over to show a different back. Finally, the fourth fireman presented his gift to the chief. Brian turned over the four cards, and they were four Dalmatian dogs.

Fritz Coombs continued with the Chicago Opener by Frank Garcia. He asked James to assist him. Fritz then spread out a blue-backed deck on the table and asked James to pick one of the cards; it was the AC. Fritz had James reinsert the card

into a random spot in the deck. When Fritz went through the deck, there was one red-backed card; it was the AC. Fritz placed the card face down on the table. He then had James select another card at random from the deck; it was the KD. It was replaced in the deck at a random position. When Fritz spread the deck, all the cards were blue-backed, and the red-backed card on the table was now revealed to be the KD.

Susan Campbell entertained us with two decks, one red-backed and one blue-backed. She shuffled each deck and placed them face up on the table. Then she exchanged the top card of each deck. When she spread each deck face down, the top card matched the color of the deck it was in.

Peter Lucke continued with Spoonaround by Axel Hecklau. He displayed a small coin envelope and a spoon. Peter then inserted the spoon, handle first, into the envelope. The handle stuck out through a small pre-cut hole at the bottom, so the bowl of the spoon was entirely inside the envelope. He then took a dinner knife out of his pocket and stabbed it through the envelope where the bowl of the spoon was located. He then pulled the envelope off the "spoon" to reveal it was now a fork.

Jim Klayder concluded members' magic with his version of Carpenter Coins. He began by showing us three different coins: a copper coin from England, a brass coin with a hole in it from Asia, and a silver coin from the USA. Jim took the silver coin and placed it in his pocket. He shook his closed hand, and when he re-opened his hand, there were the same three coins in it. Jim then repeated this effect again with the silver coin. But to show the silver coin wasn't special, he repeated it with the copper coin, and finally again with the Asian coin. To conclude, Jim placed the silver coin in his pocket, shook his hand, and when he reopened it, all the coins had vanished.

Our guest Martin DeVore concluded the evening's magic with Undercover Card Flip. He showed us a card, the 6H, with a flap cut out of the center. He asked Jim to assist by holding on to the flap with the face of the card upward. Marty placed a cloth over Jim's hand and the card, and did some hidden manipulation. When the cloth was removed, the back side of the card was now face up.

*Peter Lucke*

### **RING 6, PHILADELPHIA, PENNSYLVANIA – Delaware Valley Conjurors Club**

Meets 2nd Monday, each month, 7:30 p.m., Wallingford Community Arts Center, 414 Plush Mill Rd., Wallingford, PA 19086  
DAVE KELLY, Acting Recording Secretary  
Web site: [www.ibmring6.com](http://www.ibmring6.com)

A very rewarding night with illustrated talks by two of our "Tech Experts" to make all of our performances more amazing. Music does so much to set the mood for any performance.

President Jim (“Laz”) Capobianco presented a class on how to edit music to use during all facets of our shows. He showed us how to audio edit all types of music for all kinds of magic. Why use music in an act? He asked rhetorically. Lots of answers included creating emotion in the audience, and how to search for music online. Laz said that often closing credits of movies will provide ideas for music. Music can be used for “Walk On” time for both performers and audience volunteers. Hear a song that you like, but can’t name? Use the “Shazam APP on your phone to get the title, then do a screen shot to save the name.

Laz uses the program “Audacity” to edit music, change tempo, and create fade ins and fade outs. He showed how to save music onto computers, how to add to iTunes, as well as how to paste songs together. Laz has been the man behind the Ring #6 shows’ music at local venues which have raised over \$15,000 for the ring!

David Hale, a tech wiz in real life, then showed how to edit video segments to use for advertising online. Microsoft’s “Clip Chimp” is free online, and Mac users can download the Clip Champ for the same purpose. Once a video is ready to be saved, a key piece of the process is to EXPORT the video, choose the video quality, and then export it to the Cloud or onto a computer desktop. Oh, David used a really powerful projector, “Magicube” to project his computer desktop onto a large screen. This amazing projector is available online for less than \$40! Wow.

December will have us at Uno Pizzeria and Grill in Newtown Square, where we will have dinner, followed by a show performed by Ring #6 members and guests.

*Dave Kelly*

### **RING 9, ATLANTA, GEORGIA – Georgia Magic Club**

Meets 3rd Mon. of month, 7:00pm, Mt. Vernon Presbyterian Church,  
471 Mount Vernon Hwy, Sandy Springs, GA

Ring 9 Website: [www.gamagicclub.com](http://www.gamagicclub.com)

BILL PACKARD, Secretary / Email: [billpackardmagic@gmail.com](mailto:billpackardmagic@gmail.com)

The Georgia Magic Club (Ring 9) met on November 17, 2025 for a lecture: “One of the World’s Best Card Tricks” by Debbie Leifer.

Debbie is referring to “Out of This World,” invented by Paul Curry in 1942 when he was 25. The premise is, from an apparently shuffled deck, without looking at the faces, the spectator decides if they think that each card is red or black and the card is placed in one of two piles. At the finish, all the cards are revealed to have been placed in the appropriate pile. The trick has also been called “The Trick That Fooled Winston Churchill” because it was apparently shown to him several times without his determining the method. There have been dozens of

variations and Debbie showed us three of them: “From a Shuffled Deck” by Harry Lorayne (yes, from a genuinely shuffled deck), “Yin to My Yang” by Liam Montier (cards are displayed in pairs), and “My Way” by Larry Haas (with an alternate handling of the final display).

### **BUSINESS MEETING**

President Clark Kjorlaug greeted 26 members and one guest.

Several members will be attending TRICS in Charlotte (November 20-22).

Steve Langston reported that the Georgia Magic Book Club has finished reading Mumblecore Card Tricks, by Lee Benzaquin, and will be looking at another book to start reading in January.

Darryl Berman reported that the Project Magic team has recently performed at the Hope Lodge, the Shepherd Center, and the Multiple Sclerosis Institute.

Steve Goldstein reported that there was a Magic Meetup on November 2, but the next one won’t be scheduled until January.

There was a great turnout for Joshua Jay’s lecture on October 26. There are currently no confirmed visitor lectures on the calendar.

The annual Georgia Magic Club auction in October netted a profit of over \$1500.

Due to a conflicting magic interest (Justin Willman’s appearance in Atlanta), the date for the annual Holiday Banquet was changed to January 24. Jason Michaels, who had to cancel last year, has been invited back to headline this year.

Secretary-Treasurer Bill Packard handed the Theme Performance Winner certificate for September to Gary Polynard. Vice President Zach Ivins requested ideas for next year’s themes.

Clark called for the final round of nominations for Greater Atlanta Magician of the Year. The nominees are Mike Dunagan, Mark Hatfield, Steve Langston, Bill Packard, and Ken Scott.

Ken Scott promoted his annual open-to-the-public Thanksgiving show, scheduled for November 29 (7:30pm) at the Academy Theater in Hapeville.

Gary Vaughn (via Zoom) displayed his copy of *The Linking Ring* featuring former Ring 9 member (and former International Brotherhood of Magicians International President) Rolando Santos on the cover regarding his receipt of the Medal of Honor award, the highest award given by the IBM.

THEME MAGIC PERFORMERS: “World Sight Day” – Perform something where the audience sees the magic happen.

Eric Schuster presented “Three Rules to Prevent Spam” (Don’t be influenced, Never judge by the package, and Subliminal Marketing), performing a card effect to represent each concept.

Wayne Carter had an art photo card selected and produced a grey copy of the painting by simply spraying water onto a paper sheet from a sketch pad.

Ken Scott combined several strong effects into a routine – he stuck handwritten name labels on his helper and himself, had a card peaked at, displayed a framed portrait of Houdini who visibly produced the wrong card and flash color-changed it to the selected card, showed that the card was missing from the deck, and allowed the spectator to discover that an imprint of the card had appeared on the sticky back of his name label.

Mike Dunagan had a “fruit” card selected, showed that his prediction was “correct” by pulling out a fruit cocktail can, then opened the sealed can to show that it actually contained one whole pear (although the selection was a plum – close!).

Steve Goldstein performed a Homing Card effect where a red Queen kept reappearing in a packet, then all the cards changed to Aces.

Lynn Fox performed a jumbo and square version of What’s Next, displaying a different number of spots on each side as he turned it around.

Steve Langston performed a Color Changing Deck routine, changing all backs, all fronts, and finally both sides of a selected card.

Aryeh Rabin produced a card box from a picture of one and removed sponge balls from it to perform a complete routine.

Ross “the Hat” DeMocko caused a credit card from his wallet to switch places with a selected card from the deck.

Darryl Berman had Person, Place, and Thing cards selected and showed that each was predicted on a flyer.

#### GENERAL MAGIC PERFORMERS

Jim Mangham took a concept from Joshua Jay’s Particle System and created a “Ring 9 Stack” that is very easy to calculate identities and locations.

David Rakoczy performed a Book Test with the book Notebook, the page number determined by the values of two random playing cards and the word selection by the throw of dice.

The Wheel of Names Giveaway winners were Eric Schuster (Self-Working Card Tricks and a deck of cards), Phillip Mosness (Don’t Look Now! and a deck of cards), Debbie Leifer (Tom Mullica lecture notes), and Ken Scott (A Taste of Chaos DVD).

The winner of the Coveted Royal Blue Pin for Theme Magic for November was Ken Scott. Next month’s theme (December) is “Giving Season” – Perform magic that leaves the audience with a gift or features a gift.

*Bill Packard*

#### **RING 12, BUFFALO, NEW YORK – Gene Gordon – Karl Norman Ring**

Meets 1st Mon. each month at the Screening Room Cinema & Café, 3131 Sheridan Dr., Amherst, NY. Web site/E-mail: Ring 12.org  
TODD NELSON, Secretary,

(716) 480-4757 \ 24 Majestic Circle, Amherst, NY 14226

The holiday season is here and it is time for our annual holiday party. Pat Boorman started us off by turning a silk into a cane. She got the whole group singing a tune for her to march to as she performed the effect. Excellent audience awareness. Then there was ample yummy food for all. The food was brought from members and the board. The venue even provided us with soft drinks.

We even had a show by our very own Dennis Gesel. He talked about memories from childhood and showed commercials from back in the day. Then he talked about his dove that he had as a child and showed us a picture of it, and the dove came to life and flew off the picture. He also had a board that he drew a face on, and the face came to life as Houdini. Another effect was he showed an Amazon box with a sponge bunny that turned real. The bunny was very cute.

All in all it was a great finish to another great year in Ring 12.

*Shlomo Birkan*

#### **RING 13, PITTSBURGH, PENNSYLVANIA – Tampa-Greenberg Ring**

Meets 1st Thu., 7:30pm, Dee Jay’s BBQ Ribs and Grille, 1155 Washington Pike, Bridgeville, PA

MARK ZAJICEK, Secretary / E-mail: ibmring13@gmail.com

Web site: [www.ibmring13.org](http://www.ibmring13.org)

In December, outgoing Ring President Matt “Levi” Burdine presented a framed certificate to Steven Gailey for being awarded our November Magician of the Month. Levi also presented a New Member Award certificate to Sam Shea. Levi led an induction ceremony ritual for all of our new members this year, and he invited all members to reaffirm their membership pledge. Levi then installed our new Ring officers for 2026, and he presented a newly designed gavel to our incoming Ring President Joshua Messado. Steven shared a proposed design for a new patch for Ring 13 members. Lucy emceed our performers with a suggested theme of “anything involving the number 13.”

Tim Palucka presented his second performance for Ring membership with a Star Trek-themed storyline. Tim asked Todd to pick a card representing Captain Kirk, which was beamed down to the table (planet) with four other cards



(crew members). Tim caused the selected captain card to vanish from the table and return to the deck (the starship).

Alex Pensensstadler presented his second performance for Youth membership, writing a prediction number on a sheet of paper. Alex asked Eric to pick two cards from a deck and then add their values. Mark opened the prediction to show that Alex correctly predicted the cards' sum of 13.

Chris Handa tossed a deck of cards from one hand to the other as he grabbed two cards from the deck—the card values were 6 and 7 (viral slang “67”), which added up to 13.

Tony Brahler asked Lucy to select a card from a deck of picture cards as he displayed a picture of a painting and read aloud a poem written on its back. Tony revealed that both the painting and its poem identified Lucy's selected card (Dead Rebel Productions' “The Painting”).

Ted Knoblach opened a tin of mints and showed that one mint had a face on it. Ted asked Sam to pick and sign a card and return it to the deck. Todd gave the tin of mints to Sam to open and discover that his signed card was now inside the tin (Scott Alexander's “TINacious”).

Steven Gailey twisted two long balloons to create a large number “13,” which he hung on the windows.

Todd Hertzberg showed a packet of eight, red sevens with one black king card, which he then dealt face down across the table. Todd made all the cards transform into each other as the red sevens turned into black kings (Dominique Duvivier's “Impromptu Wild Card”).

Visitor Tracey Hinsch sent a text message to Joshua, and then she showed a shuffled deck that had different numbers written on the back of each card. Tracey asked Lucy and Levi to each name any number and Joshua to name any card, which she removed from the deck and placed on the table. Tracey turned over those cards to show that Joshua's card was numbered 13 and Lucy's and Levi's cards added up to 13. Joshua opened his text message to show that Tracey had correctly predicted each of their cards.

On December 15, members hosted visiting magician Brian Jay Corrigan to a celebration dinner, a tradition that we enjoy to welcome out-of-town Liberty Magic performers. We look forward to seeing and welcoming more visiting magicians in the new year.

*Mark Zajicek*

## **RING 16, MEMPHIS, TENNESSEE – Society of Memphis Magicians**

Meets 1st Tue., 7:00pm, Germantown Presbyterian Church

JEFFREY DAY, Secretary

Web sites: [www.ring16.org](http://www.ring16.org)

Our December Meeting is our Holiday Party. This year it was held at Colleta's Italian

Restaurant. We had a Great Turnout with only one empty seat. We had great fun, food, magic and fellowship. This year we received a great early Christmas Present. A long time member, Mike Speros paid for everyone's meal as a “Give Back Tuesday” because of what the Ring has meant to him! What a gesture!

Our first performer of the evening was Dr. Jon Stanford, who was the Annual Contest Winner. He performed his Shaman Spirit Box Routine aka Dean's Box. This was followed by a Card/Mentalism Routine where a spectator's chosen cards were revealed in a very unique manner by an Owl Figurine suspended by a cord.

The second performer was Bill Canaday, our outgoing President. He performed a Mentalism Routine where he revealed the thought of names from three different spectators.

Our third performer was our incoming President Joe M. Turner. He performed his version of “Name Any Card” where the named card appeared in his pocket. This was followed by a “Christmas Bell Bag” routine aka “Egg Bag” routine using a large Christmas Bell. As the routine came to an end the bell had reattached itself to a cord.

Our fourth performer was Don Berry. He performed a “What is in Your Pocket” with a strong Gospel Message. Don is our incoming and outgoing treasurer.

Our fifth performer was Jeffrey Day. Jeff performed a very interesting card location routine of a card that was chosen by a spectator and cut into the deck with Jeff's back turned away.

Our final performer of the night was Larry Clark. Larry is a full time professional entertainer. He spent many years as a Ringling Brother's Clown followed by many years working for private circuses. He performed an “Oil and Water” routine followed by a very lively card location that ended up folded in his mouth.

We completed our evening with our “Dirty Santa” gift swap. This was followed by Joe M. Turner giving away a large box full of new magic tricks. These were given out to each and everyone. We all became winners by the end of Joe's Giveaway. What a Great Evening! If you are ever in the Memphis Area on the first Tuesday of the month, we meet at the Germantown Presbyterian Church at 7pm. We would love to have you as our guest.

*Dr. Jon Stanford*

## **RING 19, MINNEAPOLIS, MINNESOTA – Carl Jones Ring**

Meets 2nd Mon. each month, 7:00 p.m., via Zoom and in person 2nd Sat. (location TBD)

ANDREW SELBITSCHKA, President / Web site: [www.IBMRing19.com](http://www.IBMRing19.com)

Our Zoom meetings are usually small and the December was no exception. We discussed the recent Rob Zabrecky lecture at Eagle Magic.

Those attending mentioned that the most impressive takeaway was the discussion of the creative process from Zabrecky's POV.

Rick Hinrichs started us off with his version of Harry Lorayne's "Lazy Man's Card Trick" with assistance from "Fast" Eddie Olson. We then discussed the trick and various nuances that can enhance it. We discussed similar tricks - John Bannon's "Play It Straight Triumph" as well as Simon Aronson's "Shuffle-Board".

Will Earley has been working on a version of the Torn & Restored Cigarette Paper. He has some great handlings and provided recommendations on the best papers to use to get the maximum benefit for the effect. We discussed other options for props for T&R effects - drinking straw papers, waxed dental floss, as well as, thread.

Tyler Erickson is working on a 'no stretch display' to his "Crazy Man's Handcuffs" routine. This led to a discussion of impromptu magic and pocket management. Tyler recommended Pocket Power by Jarle Leirpoll. A great resource on magic and theory and understanding what Misdirection is all about and how to use it to make your magic better, specifically from a cinematic/choreographic perspective. Tyler also recommended checking out the YouTube channel "Every Frame A Painting" to understand how film and magic are similar when thinking about focus, movement, and timing. It is interesting how the two mediums are more alike than different.

Tyler also provided a tutorial on the Jay Ose False Cut.

The In-Person meeting welcomed 17 intrepid souls (keep in mind that the temp was -2 degrees (-17 with windchill) to watch and discuss magic.

Brian Alexander shared a trick that he calls "The Legend of the Krampus". As with most of Brian's tricks it was amusing, clever and a little scary. Welcome back Brian!

Paul Laidig, The Vintage Magician, used five spectators (Monty Cook, Andrew Selbitschka, AnnMarie Thomas, Brian Alexander and Tyler Erickson) to perform a version of Max Maven's "Desire", but used playing cards to divine places visited and in one instance, where one participant would like to go.

Daniel Norat performed a variation of John Carey's "A Mystery In Time" followed by Rick Hinrichs version of "Virginia City Shuffle".

Will Earley, who shared his Torn & Restored Cigarette Paper for the Zoom meeting, shared some further enhancements that he worked on regarding the display of showing that paper was truly torn and also some extra work he has done on concealment.

The ever erudite AnnMarie Thomas shared a

set of three effects that she will be presenting at an upcoming lecture/talk revolving around the subject of "Play". She incorporated a prediction trick incorporating Joy, Whimsy and New People; a child's card trick that ends fairly for all; she then segued into her fabulous reverse-engineered version of Professor's Nightmare, before ending the set with a card trick predicting a future event. Her ability to tell a story and entertain will definitely ensure that her lecture will go well!

Jody LeBlanc performed a self-working card trick using Uno cards that appeared in a recent edition of *The Linking Ring*.

"Fast" Eddie Olson, in his mad scientist persona, brought out his vent dummy, Willy to help with a card trick, incorporating a card fountain with card stab, and the Magic Coloring Book. Willy is a reluctant assistant but Eddie rose to the occasion despite Willy's lack of enthusiasm.

Sleeven Olson was our last performer offering up his version of Professor's Nightmare. We talked about other items that could be used instead of ropes.

Club business included discussion of upcoming shows, the new and improved IBM website and election of officers for 2026. Tyler Erickson will ascend from VP to President for next year, a role that he is quite familiar with and performs very well.

Before breaking into groups, Tyler Erickson provided a book report on *The Stars of Magic*. He discussed that TSOM is the only book, of which he is aware, that really says something fundamental about the eyes and where and when to look while performing moves. We've all heard/read about participants looking where the magician looks, but Dai Vernon had a different opinion and shares it in the book.

If you are ever in MN and want to spend time with a great bunch of magicians, please join us!

*Jennifer Graham*

### **RING 20, HARRISBURG, PENNSYLVANIA— Eddie Clever Keystone Ring**

Meets 2nd Thur., at 6:00pm (order off the menu), meeting 7:00pm at  
John's Diner 146 Sheraton Dr., New Cumberland, PA 17070  
MARK KROTULSKI, Secretary  
E-mail: eddieclever20@gmail.com

Meeting Location: Beacon Hill Diner (formerly John's Diner) 146 Sheraton Drive, New Cumberland, PA 17070-2440

In attendance were Al Bienstock, John Fortino, Mike and Maryann Gelehrter, Ed Lopez, Richie Matthews, Vic Orriola, Jack Ritter, Dan Scully, Steve Smith, Maria Tellez, Michael Worsham, and Mark Zagursky

The President opened the meeting at 6:30 PM and then greeted the members.

## Secretary's Report

Approval of previous meeting's minutes. Richie motioned. Mike Seconded. Passed unanimously. No other Secretary's business

## Treasurer's Report

Treasurer's Report was accepted.

## Old Business:

Wayne Shifflet of Mingus Magic will be at our November 13 meeting for another "Support Your Local Brick and Mortar Magic Shop Night." If you would like him to bring anything in particular, let him or Mark Zagursky know ahead of time. Wayne says to look on the Murphy's Magic website to find items of interest.

On October 20th, the club will be entertaining vets from the Lebanon VA at the VFW on the Carlisle Pike behind the Community Aid store. In attendance will be: Stephen S, Michael W, Al B, Vic O, Dan S., Jack R, John F, Maria T.

The President has scheduled the Xmas party, at Marzoni's in Mechanicsburg. It will be held on our regular meeting night in December.

There was no New Business.

The following people were nominated to be officers for 2026:

President: Stephen Smith

Vice President: Victor Oriola

Treasurer: Al Bienstock

Secretary: Michael Reist

As of now, all have accepted their nomination.

Next month and beyond:

November meeting: Election of officers for 2026 and the visit from Wayne of Mingus Magic

December: Holiday party

Good of the Order

The President presented The Order of Merlin certificate to Jack Ritter who has been in I.B.M. for 50 years.

On Oct 25th, Father Leo Goodman is performing at 6:30 p.m. at St. Catherine's Church at 40th and Derry Street in Harrisburg. Any of us in attendance should talk to him after the show and invite him to rejoin our club.

Michael Worsham still has leftover stuff from an estate of a deceased magician friend. Included with it was a Duffy Diary which he is asking for assistance in figuring out how to perform it.

The MAES conference was held last month in Cherry Hill, NJ. Michael Worsham competed and will send us a video of his act. Michael Breggar was there this year. Next year's conference will be held on Wed through Friday so as not to conflict with a Jewish holiday.

We then had a motion to adjourn. Dan motioned, Vic seconded and passed unanimously.

On to the Halloween magic...

Vic performed Coincidence which was taught to him by Javier Natera who is Danny DaOrtiz's manager. Next he performed Jury Duty as taught to him by Adam Rose.

Mike Gelehter located a card in a deck that had been selected from another deck. He found it by using divination and then spelled to it.

Al performed a sentimental version of Tony Curtis's Night Out with the Ladies.

Michael Worsham mentioned microplastics that transformed paper into a credit card. He next had Maria select a card which vanished from the deck. He played a game with Dan in which they each took turns selecting bones from a bone pile. The winner was the last person to take the remaining bones. Dan won but Michael forgot to bring a treat for his prize. Next he performed Face Your Fears by Michael Breggar.

Stephen Smith performed The Devil on My Shoulder.

In keeping with the Halloween theme, John performed a spooky book test involving a pentagram and a copy of the Complete Stories and Poems of Edgar Allen Poe. The test succeeded because John channeled Edgar Allen Poe himself. It was based on Bell Book and candle by Larry Becker. Maria performed a ring on chain routine called gravity. Vic performed a trick with six "marked cards."

John performed the card of mystery.

*Michael Reist*

## **RING 23, CLEVELAND, OHIO – Blackstone Ring/ Cleveland Magician's Club**

Meets 1st Wed., (occasional changes); 7:00 p.m. at Pleasant Hills United Methodist Church 13200 Bagley Rd., Cleveland, OH 44130 / [www.ring23.org](http://www.ring23.org)

DAVID NEUMAN, President / E-mail: [neumand77@gmail.com](mailto:neumand77@gmail.com)

December's Cleveland Magicians Club Ring #23 started with some cold winter weather but enough magic to heat up the evening. Twenty-six members attended to enjoy magic at its best.

After a short business meeting the first agenda of the evening was a members spotlight featuring long time magician Jim Klayder. Jim did his wonderful coin routine after which he taught it to the entire group. It included all the necessary sleights, including palming, french drops and a copper/silver without a gimmick. Jims thinking and performing skills were enjoyed by all.

Next on the agenda was the President's Podium. President Dave Neuman showed a brand new effect by David Jonathan called This or That. The idea of the President's Podium is to show new effects members have read about and not seen in hopes this might inspire someone to add it to their repertoire.

The next part of the program was Christmas Magic. Jim Hathy started with Frosty the

Snowman's Magic Picture Frame. Bob Cervas performed a Holiday Mentalism Shopping Effect. David Boyce showed us some vintage Santa hat tears, Holiday change bags, and some beautiful Christmas silks. Neil Rozum had a routine where some socks were hung on a fireplace. He had someone call out a color and as if by magic would fly off the fireplace. Everybody thought elves were involved. Last but not least was Sergio Castro who performed a candy cane through a dollar bill.

The highlight of the evening came when the large group was divided into three small groups. Jim Klayder, Tim Hill and Bryan Gerber taught each magic with cards and coins. Each professor taught a group then switched to another group. Everyone walked away learning some great magic.

The evening ended with wishing everyone a Merry Christmas, Happy Hanuka and a Happy Kwanzaa, and of course a Happy New Year.

Ring #23 wishes all IBM members Happy Holiday and hope to see you next year!

*Dave Neuman*

### **RING 26, NEW YORK, NEW YORK – Harry Roz-On Ring**

Meets Last Fri. each month at 7:00pm at The Mountain House Gallery,  
702 9th Avenue (corner of West 48 Street) New York, NY 10019

CARRINGTON "ACE" GREENFADER, President

E-mail: carrington.greenfader@gmail.com / Website: www.80-20.org/meeting

The November Bornstein/Clement Lab was a real treat. We were visited by long time member, Marvin Putterman. Although it is a challenge for him to get around, he made his way to the lab accompanied by his lovely wife. Former Ring 26 member, Angelo Bermeo was in town and joined us for the lab. Angelo treated everyone to a mini demonstration of some of his favorite walk around effects. The night's theme was Coins and Currency Magic. It was hosted and facilitated by Sheldon Lippman who demonstrated some really sophisticated coin work. For those who are not aware, Sheldon is a student of the legendary coin man, Armando Lucero. Sheldon first started off with a performance of a fabulous coin routine inspired by Armando. Next was a step by step explanation and demonstration of the various moves and approaches. Next up was Jack Diamond. Jack performed an Okito Box coin routine by David Roth. Jack knew David and learned some of his routines. Like Sheldon, Jack went through the explanation after performing the routine. Robert Wallner performed an effect he called "Bag of Plenty". Zachary Adelman entertained with a sharpie and a bill. Adrien Pierard armed with skill and a deck of cards astounded the group. James O'Brien chimed in with cards, coin and

marker. There was so much more magic that was done that we can't get it all. It was also fast paced. Whew! That's what a great lab is about. Good food, great magic, great members and wonderful camaraderie.

President "Ace" Greenfader welcomed everyone to the November After Meeting show themed, Harvest Magic. After a few housekeeping items, Ace introduced the producer of the evening show, Zachary Adelman. Without further ado, Zachary introduced the opening act, Past President, Frank Reyes. Frank invited Deborah Holt and the mother of member Jerry Li to join him at the performance table. Frank proceeded to perform a couple of his favorite close-up routines. The first was "Will the Cards Match". This was followed by "Smyth's Myth". Adrien Pierard demonstrated how he was able to have one person transfer thoughts to another. One spectator was asked to select a card and think of it. He then had that spectator mentally send the thoughts to another. That member of the audience was able to divine the color, suit and finally reveal the card. Impressive! Sheldon Lippman was up next and was being assisted by "Harry Houdini". Yes..No, not the person but with a portrait of Houdini. Sheldon had someone select a card. The person looked at the portrait and mentally transferred the thought of card to Houdini. Now, another member of the audience looked into Houdini's eyes and when done, the spectator revealed the card. Houdini Strikes again! JVic, the Relationship Magician followed with funny mind melding routines. JVic took the floor with a portrait of Max Maven and a bell sounding pendulum. With the portrait on display, a spectator was asked to select a card. A series of questions caused the ringing to occur signaling either yes or no. JVic was able to have the spirits reveal the card. Jvic asked Jerry to assist him. To properly set the mood, Jvic had Jerry don a wig. Next he handed Jerry a pad and instructed Jerry to draw any picture he wanted but not to show it to anyone. JVic also had a pad. JVic instructed Jerry when to draw and when to stop. JVic would also draw and stop. After a few moments Jerry revealed to the audience his drawing. When JVic revealed his, it was a match. The final act of the evening was the producer, Zachary. With the assistance of James O'Brien, Zachary tried an experiment involving psychic touch. This experiment involved another assistant, a stuffed animal. While James' eyes were closed, Zachary touched the stuffed animal in certain places and James felt those same touches on his own body via psychic connection. Congratulations and thanks to Zachary for producing his first, and hopefully not last, successful



show. Thanks to everyone who came down. Please follow us on our facebook page, ibm ring 26 for more photos.

Frank Reyes

## **RING 27, NEW ORLEANS, LOUISIANA – Earle J. Christenberry, Jr. Ring**

Meets 1st Thu. each month, 7:00pm, Knuckleheads Sports Bar & Grill, 3535 Severn Ave. Ste. 10, Metairie, LA 70002. Optional meal anytime after 6:00pm - brief business meeting around 7:00 - 7:15 - followed by magic.  
KEVIN CARNEY, Vice Presiden / E-mail: kmcarney@charter.net  
101 Rue De LaPaix, Slidell, LA 70458 / (985) 643-3611  
Web site: www.ibmring27.com

Lenny “Tricky Trainwreck” and Darlene Bertrand, Allen Boudreaux, Craig Boudreaux, Kevin and Barbara Carney, Barry Fernelius, and Matt Meyers attended.

Craig Boudreaux: Used a special blank magic card to print a deck of rainbow colored cards (one of his versions of Jay Sankey’s “Measles”) then segued into “Spongeball-rama Mode”. It was quite informative. Later he shared with Barbara Carney, five pairs of jumbo sized cards displaying various emojis. Using an engaging IDAYD scenerio, including mixes and shuffles, the pairs matched. This was repeated a few more times with different successful outcomes. (“Emojination” by Ronjo).

Kevin Carney displayed an interesting, but ordinary box that he proposed would contain a paradoxical topological illusion. Within it was a red box that contained a white box that contained a smaller blue box. However, the smaller blue box could now contain the red box and it could now contain the originally largest white box. What? Upon shaking the three combined boxes something now rattled. I think I got mixed up somewhere or blinked too long. We reopened the boxes and the last contained a yummy Halloween fun size candy bar. The three boxes were reassembled in a new order, put in the original ordinary box as Kevin said, “Yum, this candy is still fresh.” (Triple Gozinta Boxes by Ivo David Oliveira & TCC Magic). Carney was confident that Darlene makes good choices. He presented her with five keys of which only one might unlock something marvelous. The remaining keys were presented to others with the same opportunity for something marvelous. Each key failed until Darlene’s chosen key was successful. To heighten the impossibility, Kevin revealed that her key had the number that matched a hidden number on the lock (“Key to Success” by Prasanth Edamana & TCC Magic).

Barry Fernelius presented Barbara and Kevin each a special magician blank key. Barry takes Kevin’s and then pops a hole in it. He then restores it to normal while flicking the hole toward Barbara. Her’s now has two holes in it. Barry returns the repaired key to Kevin, takes

Barbara’s and moves the holes around. The holes jump from key to key in various amounts and locations before returning to normal (“Keymaster” by Craig Petty). Barry’s presentation was captivating! Later, Fernelius issued two decks to Matt for a IDAYD effect in which Matt does something with his deck and Barry tries to do the same. They each remember a card from their decks, reverse it and bury it in their deck. More is done, but in the end their selected cards match stack (“The Impossible Dream” by Harry Riser from “The Secrets of an Escamateur”).

Darlene Bertrand gave Matt Meyers a deck for shuffling while she put a written prediction in an envelope. Darlene bespoke some significances of the number thirteen and correlations with a 52 card deck. She had Matt select thirteen random cards from which he, Kevin and Barbara each blindly select one. The others were returned to the talon. The three cards were used to build piles of thirteen using their value as a base number. The values of the three original cards were totaled and dealt off from the talon and stopped on a *face up* card! It matched the prediction in the envelope. (Lennart Green’s “Numerology 13-3-1” from “The Green Northern Lights Magic”).

Allen Boudreaux began by placing two decks on the table. One was chosen by a spectator and shuffled thoroughly, while the other was isolated under another spectator’s hand. Two numbers were freely named. Despite nearly impossible odds, the same card was found in both decks at the named position (“Any Card at Our Numbers” from *Distilled* by Ryan Plunkett).

Matt Miller presented a freshly shuffled deck to Barry and Allen. They each were to cut off a chunk of cards to ultimately make three piles. Allen and Barry were each assigned a pile, randomly selected and remembered a card from it, returned it and again shuffled their pile. The third pile was also shuffled before the three were combined. Miller mentally discerned their cards (“Thot Echo” by Sam Schwartz from *The Pallbearers Review*, vol. 9 # 5 ).

Lenny “Tricky TrainWreck” Bertrand laid-out a face down spread of cards. He flipped about half of them before shuffling them into the balance creating a mix of face up and down cards. Before “Train” turned his back he gave Matt instructions to execute. Think of any one of the face-up cards, cut the deck at that point so that Matt’s thought of card was on top. Flip that card, place it face down in the deck and close the spread. Lenny turned around and riffled the deck while asking Matt to clearly visualize his card to the point that it’s the only card he can see in his mind. Lenny began to receive mental

glimpses of the card; first color (red or black) to identify the suit and finally its value. The mental image became so strong that when Bertrand spread the deck Matt's card was the *only* face up card ("Visualise" by Liam Montier).

Barry & Craig split off to entertain some bar guests. We hear lots of cheer and applause.

Ben, one of the guests, did a slap-a-card trick for Darlene and a re-slap for Barbara. Barry did a killer extended Ambitious Card routine with signed cards for the guests that gathered around us.

Craig displayed a matchbox and removed three matches. He lit one and asked Darlene if she wanted him to burn the red or black cards. In a puff of smoke they were ashes. He lighted another match ready to burn the remaining number or royal cards according to Darlene's direction. Into invisible ashes the number cards went leaving only red Jacks, Queens and Kings. The (mental) fire was getting unruly so Darlene had to save either the men or women. Yikes..."Women and children first, right?", Darlene replied, but now the fire was out of control and only one of Queens might be saved. Which one should it be? She said the Queen of Clubs. Craig quickly responded by opening the matchbox and removing a folded, partially burned... Queen of Clubs ("Inferno" by Joshua Jay).  
*Leonard Bertrand*

### **RING 32, ALLENTOWN, PENNSYLVANIA – Allentown Society of Magicians, Inc.**

Meets 2nd Mon. of the month, at 7:00 p.m., at Hops Restaurant, 1945 W. Columbia Ave., Allentown, PA.

Web site: [www.ring32.rhometownpage.com](http://www.ring32.rhometownpage.com).

JOE KEPPEL, Presiden

Our December meeting was well attended, with eight members and a guest. Of course, Christmas was the theme and there was plenty of magic, food, and cheer.

Tom Yurasits was back with us after a knee replacement, and will be back doing shows in the next weeks. Tom is not only a performer, but a skilled craftsman of magic items, and busy with conventions displaying his wares.

A few members had a visit with Bob Good, our past secretary of many years. Bob decided to step down for various reasons, one of which was reaching his 80th birthday. Bob's sense of humor, knowledge of magic, and dedication to Ring 32 will be greatly missed. Thank you, Bob for all you have done to make Ring 32 a great experience for all of us.

Our evening was full of magic and laughs, and all I can say is, I wish you were there. There was the exceptional card magic of Joe Keppel. Tom Yurasits did a new alarm clock, mentalism routine, that he makes and sells, that fooled everyone. Yours truly, Al Grout, did a silver dol-

lar penetration, and silk cylinder, producing candy for everyone. George Reiger always has creative magic. He performed several routines, including a ring vanish, appearing in a multiple enclosed coin box. George also did a pea shooter routine that was clever and unique. Bruce Ward performed a complex card routine that really fooled us. And, last but not least, Don Severn performed a full Christmas routine for the first time, that topped off a fun night. Merry Christmas and Happy New Year to all!  
*Al Grout*

### **RING 43, CHICAGO, ILLINOIS – Harlan Tarbell Ring**

3rd Fri. except July and August, 7:00 p.m., at Magic, Inc. 1838 W. Lawrence, Ave., Chicago, IL

MIKE KAMLET, President / E-mail: [kamlet@ameritech.net](mailto:kamlet@ameritech.net)

175 E. Delaware #8502, Chicago, IL 60611 / (312) 266-2129

Web site: [www.ring43.org](http://www.ring43.org)

President Mike Kamlet announced that next month we will meet a week early (Dec 12th) and the activity will be Teach-A-Trick and we're also looking for volunteers to perform at our January Holiday Party.

Our November meeting activity was a lecture by World Renowned Rob Thompson. Rob considers himself primarily a restaurant magician with many years of experience, as well as a magical creator.

For his first effect, Rob picked Craig Reeder to assist. Craig chose the 7S and Rob lost it in the deck. He said your card is now on top of the deck. He turned it over and said "This was your card, I never miss" but the card was wrong. When Craig said "My card was the 7S", Rob turned it over again and it was now the 7S!

He placed three coins and a Joker on the table. He picked up the coins in his right hand and one at a time the coins vanished from his hand and individually appeared under the Joker. (Baked)

Scott Lebin chose a card (7H) and signed it. Rob lost it in the deck, placed it behind his back, and found the card by touch. He placed it on top of the deck. He brought the deck back to the front and correctly said it was the 7H. He then tore it into quarters and handed a corner to Scott. He then put the other pieces in the deck and, when he produced the pieces they were restored, with the piece Scott was holding matching the card. (Destroyed and Restored)

Next up was a paddle trick in the shape of a pizza paddle. The paddle was empty but a pizza repeatedly appeared and disappeared then came off the paddle then tripled in size! (Pizza Paddle Supreme)

Rob did a Coins Across with three Morgan Silver Dollars and then did his version of Twisting the Aces. In his version, the final Ace turns face up in the spectator's hands.

After the break, Rob did a Copper-Silver Coin Trick (Samoya) where both coins were placed in one hand and the silver coin magically jumped to the other hand. They then switched places multiple times. At the end, both coins were shown on both sides.

Rob did his version of Signed Card To Wallet, the twist being that the wallet was lying on the table in full view until he picked it up, opened it, and produced the signed card from the wallet. (Lazy Man's Card To Wallet)

Rob showed his Perfect Prediction, where he handed out a prediction card to Craig, telling him to not look at the prediction. Craig put the prediction randomly in the deck. Rob turned over the prediction showing a JH on the back and then showed the card in the deck next to it was also a matching JH.

Rob did another version of Coins Across and this time the coins appeared one at a time in Scott's hand!

For a finale, Rob called Viane up and she freely picked a card, showed it to one person, and put it back into the deck. Rob then had Craig think of a number from 1-52. He chose 13 and counted 13 cards onto the table. The thirteenth card was turned over and it was Viane's card.

After the meeting some members adjourned to Primo Chuki's for additional fun and fellowship.

*John Hutsebaut*

## **RING 46, OKLAHOMA CITY – Seymour Davis Ring**

Meets 1st Mon. of month, New Beginning Fellowship Church, 15601 S.

Pennsylvania, OKC

LEE WOODSIDE, Secretary

E-mail: WoodsideLee@hotmail.com

Ring Web site: [www.okcmagic.org](http://www.okcmagic.org)

We were pleased to host a lecture on restaurant magic by Keith Leff, a well-known restaurant magician from Kansas City. The lecture sponsors met Keith at Applebee's Restaurant prior to the lecture and we all enjoyed good food and conversation.

Keith began his lecture with the science of restaurant magic. He talked about what type of restaurants are best and how to get the gig. The second half of Keith's lecture focused on the art of restaurant magic. He stressed the importance of using organic props and performing tricks that are easily and quickly reset. He said that no tricks should be performed that require a lot of thinking on the part of the audience.

Keith asked Rick Johnson to bring out a handful of change from his pocket. Keith picked up a penny from Rick's hand and caused it to bend. Keith began a sponge ball routine by plucking the balls from a purse frame. He then performed a very nice multi-phase routine with

a match book. He said that he would always use the restaurant's matchbooks back when they had such things.

Keith pulled out a deck of cards in a card box and as he fanned the deck, the card box vanished. When he removed the jokers from the deck, he was "clean." Keith invited Shaun Clark to select and sign it. The card was then produced, folded in quarters, from a small box.

Keith removed a marble from a salt shaker and passed the shaker, the lid, and the marble out for examination. He retrieved the items, screwed the top on the shaker, and then caused the marble to penetrate the shaker, winding up inside.

Keith showed several playing cards to be all different. He then mixed them and removed one and placed it in his jacket pocket, where the back of the card was in sight. He asked that any one of the cards be named. He withdrew the card from his jacket pocket and showed it to be the named Queen of Spades. He then showed that all the other cards were now also the Queen of Spades.

We recommend Keith's lecture for anyone interested in breaking into the business of restaurant magic.

Jonathon Meyer generously invited us to hold our annual Holiday Party and Stage/Parlor Magic Contest at his newly opened "Jonathon's Magic Theater" in South Oklahoma City. It is a very nice venue and even had a stage for our contest. The Ring provided turkey and ham and everyone brought potluck dishes to round out the meal.

Numbers were drawn from a hat to determine the performance order for the contest. President Cassidy Smith acted as emcee for the eight acts that competed for cash prizes.

Jim Green showed a clear drinking glass and a pistachio nut. With a wave of his hand, the nut penetrated the glass.

Lee Woodside placed a table at each side of the stage. On one table, he placed a frame holding three silk scarves, a blue one on each side and a pink one in the middle. Lee removed the pink scarf and carried it to the other table where he picked up a pistol and draped the scarf over the barrel. When he fired the pistol, the scarf vanished. When he pulled apart the blue scarves, the pink one was now tied between them.

Derrick Beeson said, "Poof" and a finger ring appeared on his finger. He then caused the ring to penetrate his fingers. Finally, the ring vanished in a flash of fire. Derrick showed a two-dollar bill front and back. He folded the bill and when he unfolded it, it had changed into two

one-dollar bills. Derrick asked Shaun Clark to pick a card. The card was returned to the deck and Derrick handed the deck to Shaun, who found that his card had vanished. Derrick removed the card from his pocket.

David Teeman said that the magician doesn't pick a wand, the wand picks the magician. He said, "This is the wand that picked me" and showed a large wand with a toilet plunger on one end. David asked Jonathon and Brynna to assist him. He had Brynna place a silk scarf into a bag. He handed Jonathon a wand, but the wand "broke" in his hands. David brought out a jumbo deck of cards and asked Jonathon to say "Stop" as David riffled the deck. The card he stopped at was the King of Hearts. David removed an insurance policy from his pocket and after much byplay, the policy unfolded into a giant King of Hearts. The scarf was pulled from the bag and it was now a silk scarf with a giant King of Hearts printed on it.

Rick Johnson brought out two books that he recently purchased from the half-price book store. He asked a volunteer to take one of the books. He then had her insert a card into the pages of another book. Rick opened the book at the selected page and read the page numbers as 194. He asked his volunteer to turn to that page in her book. Rick gave an accurate account of the text on that page. David Hoy would have been proud!

Rick brought out three jumbo playing cards with their backs towards the audience. One of the cards had "17" written on the back. He asked Rick Martin and Michael King for numbers between 1 and 52. Rick said "49" and Michael said "44." Rick wrote these two numbers on the backs of two of the jumbo cards. Rick now had Cassandra Crow name red or black. She said, "Black." Asked to name a black suit, Brian Tabor said, "Clubs." Randy said "7" when asked for a value. Rick Johnson now pulled out a regular deck of playing cards, which had a number from 1 to 52 written on the back of each card. The cards with the numbers 49 and 44, matched the jumbo cards with those numbers. The card with 17 written on the back proved to be the 7 of clubs, which matched the jumbo card with '17 written on it.

Bob Caldwell took the stage wearing a tropical shirt and a Santa hat and invited Derrick Beeson to join him. He placed a red card box, a blue card box, and a bell like those found on a counter on the table. He would perform an action, ring the bell, and then Derrick would perform the same action. Finally, each placed a playing card from his deck into the other person's deck. Sure enough, both cards were the three of diamonds.

Bruce Rodesney said that he now performs with the stage name "B." Many performers have gone with single names, so he is going with a single letter. He invited Jim Green onto the stage and performed the classic paper balls over the head routine. He then invited Cassidy Smith on stage. B tied two silk scarves together and placed the knotted end into Cassidy's pants pocket. When he jerked the scarves out, Cassidy's boxers were now tied between the two scarves.

Grant Vinson and his lovely girlfriend and assistant, Ashlee were the last contestants to perform. Grant taped his mouth shut with duck tape. He tossed wadded-up paper balls to each of four audience members. The first audience participant chose low cards, the second chose four, the third chose diamonds, and the fourth, with a choice of rock or roll, chose roll. Ashlee brought Grant a cylinder and a board. Grant placed the board across the cylinder and began to roll back and forth. He then ripped off the duck tape from his mouth and removed a folded playing card, which proved to be the four of diamonds. As a kicker ending, he had the four audience participants straighten out their papers and read them. Four. Of. Diamonds. Roll.

While Treasurer Michael King tabulated the scores, Cassidy Smith and Jonathon Meyer took the stage and discussed the trials and tribulations associated with Jonathon opening his Magic Theater.

Cassidy announced the winners: third place for Bob Caldwell, second place for Rick Johnson, and first place for Grant Vinson. Each received a cash prize to buy more magic.

Kevin Brasier took the stage and produced a dove from a foulard that had been shown on both sides. He then placed the dove into a small box. He tore the box apart piece by piece and the dove was nowhere to be found. *Lee Woodside*

### **RING 48, PEORIA, ILLINOIS – Harold Martin Ring**

Meets 2nd Wed. 7:00 pm, Peoria Pizza Works. 3921 N. Prospect Rd., Peoria Heights, IL. Website: [peoriamagicians.com](http://peoriamagicians.com)  
MICHAEL BAKER, Secretary / E-mail: [themagiccompany@aol.com](mailto:themagiccompany@aol.com)

The December meeting was delayed a week due to the weather. Five members were able to make the rescheduled meeting. As we began, Avalon showing some 3D printed magic props including a set of nesting boxes that he had made.

The members discussed the need to nominate officers. Because we typically run the same board for two years, the need for this was later decided as unnecessary. The same officers will serve a second term.

Jay Zentko announced the next Central Illinois Magic Get-Together is planned for June



6, 2026 in Springfield, and will be held in honor of Eldon Roark.

Jay made the motion to change the quarterly attendance prize drawing from \$50 to \$20. If the winning members' dues are not paid to date, the winnings will be used to pay their dues. A member is only eligible to win once per calendar year. Jerry Tupper seconded the motion. The motion passed.

Jerry shared a possible venue for future club shows in Metamora, IL. The facility is the Snyder Village retirement center. The facility contact is open to the idea of shows open to the public at their facility. Photos of the venue were passed around the table. The venue can seat 250 people. It was shared that there would be no cost to use the facility.

Another possible venue location in Peoria is being investigated by Jerry, as well.

Stefan Evans had to leave the meeting and passed further note taking to Jay Zentko. Jay wished to add that Jerry Tupper performed his version of an Ambitious card trick. Jay Zentko and Avalon taught a couple of card forces to our newest member, Evan Sturt.

The Treasurer is now accepting dues for 2026 membership. They are \$20 per year and may be paid on the club's website, *PeoriaMagic.com*

*Stefan Evans and Jay Zentko*

### **RING 49, HAMILTON, ONTARIO, CANADA – The Doug Henning Magic Wand Club**

Meets 2nd Tue., 7:00p.m. (except July and August), Ryerson United Church, 265 Wilson St. E, Lancaster, ON

DOUG HUNT, President, / E-mail: stiltrecord@yahoo.ca (519) 750-4703  
Web site: ring49magic.com

Season's Greetings from Ring 49! Like most clubs, we generally have a special event for our mid-winter meeting to celebrate the season, and this year was no exception. Some of my favorite people showed up and the night was truly magical.

This year we met at one of the nearby restaurants and took turns around the table showing off some of our favorite effects. One of the advantages of having an event in a public space is there is an opportunity to involve non-members/non-magicians in the fun so the performers can show real-life responses from the public to their effects. So often, in closed meetings, simpler effects that are obvious to our trained eyes get dismissed when for a lay audience they often are real miracles – events like this allows for everyone to see how regular people respond.

Case in point, later in the evening when the whole restaurant became aware that there were magicians in the house, one of the server staff brought out the cook to see one of my effects. It was a simple Elmsley Count effect, not very

impressive to other magicians, but this guy was so blown away he literally hugged me – never had that happen before. One of the members was able to make a show booking with another organization that happened to also be in the restaurant.

Once things got going, people approached OUR table requesting magic. It certainly makes that initial approach for table hopping a lot easier when the audience is approaching YOUR table.

But more often we were able to interact among the members to share effects and benefit from group input. For example, one member demonstrated a Santa Clause/Christmas Tree effect which led to a robust discussion about performance tips, prop mechanics and related techniques. The club president (Doug 'The Great' Hunt) offered some tips on approaching people for 'strolling magic' to break the ice on that initial contact. In fact, everyone contributed and I think all in attendance benefited greatly.

The weather was a bit dicey (this is winter-time in Canada after all), but we are a hardy group and the warmth inside more than made up for chill outside. Best of the season to everyone.

*Rene Chouinard*

### **RING 55, PHOENIX, ARIZONA – Bert Easley / Danny Dew Ring**

Meets 1st Tue., 7:00 pm, at Denny's, 3315 Scottsdale Rd., Scottsdale, AZ / Web site: [www.ring55.org](http://www.ring55.org)

TANK HANNA, President (480) 343-0034

E-mail: [president@PhoenixMagicClub.com](mailto:president@PhoenixMagicClub.com)

Colorful Magic was the theme for our initial November meeting; almost everyone stuck to the theme for once! Jay Jennings, Club Secretary, began the performance using colored dot cards instead of playing cards in a version of Gabriel Werlen's Know-Way. VP David Boehm followed up with Time Ahead, and then we had David Goldberg, Anvesh Yalamanchili, and David Xu each with different color-changing card effects. Color Match was shown by Jeff Peterson, Brad Zinn presented magic and Arizona trivia, and David Douglass ended the event with a unique dice effect. For those keeping count, four Davids were performing!

The second November meeting focused on Food/Drink Magic, preceded by a remembrance of two members we lost this year. Jay Gorham, former National SAM President, was celebrated with stories from club members and words from Gary Lazok. The club then presented a video displaying some of Brenda Zinn's work. She performed with her husband, Brad, in their magic show, and also performed solo as a sand painting artist. They are both missed.

After that, it was time for performing. Very

few people followed the theme, but we showed mercy and did not kick them out of the club. David Goldberg started us out with a numbers trick, and then Bill Halmi force-fed bananas to two audience members in order to find a signed bill in a lemon. Plenty of fruit was available for viewing. Club Treasurer Doug Northway looked like Charlie Brown, but performed like a magician. Well, a magician in the style of Charlie Brown — multiple failed floating items... until the zombie stick broke and the ball floated, anyway! Club VP David Boehm was next with Candy Man, Bruce Kundin showed off Uncle Harry's Favorite Trick, and Frank Pastula annoyed me by performing Ideal Meal. Why the annoyance? Because I (Club Secretary Jay Jennings) was next with Chinese Menu from Syzygy, which is basically the same trick! Argh! Brad Zinn showed off a Candy Bowl routine that he'd performed for years and convinced Dennis Vance, Club Sgt-At-Arms, to play the part of the little girl. Gary Lazok did a lemon production and an egg bag, Davix Xu showed a routine he's working up with Starbucks cups, and Anvesh Yalamanchili finished the evening with an effect that we decided was called Pick A Card, for what was obvious reasons. You had to be there.

*Jay Whye*

### **RING 60, AUSTIN, TEXAS – Carl Moore Ring**

Meets 1st Tue., 7:00, at Hero's Night Out in Cedar Park.

TRICIA HEIL DAVIS, President

Web site: [www.ibmring60.org](http://www.ibmring60.org)

Ring 60's December meeting was our annual honoring of past ring presidents. Several past presidents shared stories of the ring's history and performed for the group.

First, the meeting began with a well researched presentation on the history of women in magic, delivered by historian Burt Rosenbluth. We began during the days when women were beautiful assistants, stage decorations or even physical "props" for an illusion. By the late 19th and early 20th centuries, women had become the sequenced icons of stage magicians' assistants. Many women worked behind the scenes as collaborators, designers and managers. Women began to emerge as performers in their own right, and Burt shared brief histories of a few of these groundbreaking performers. Adelaide Hermann began her career as a dancer and acrobat, performing side by side with her husband, then taking on the role of headliner after his death. After getting her start in vaudeville and circus acts, Dell O'Dell created her own act combining comedy and illusion. Dorothy Dietrich, known as the First Lady of Magic, courageously embraced dramatic and spectacular illusions

including the dangerous bullet catch and the suspended straight jacket escape. She is a respected historian, and helped establish the Houdini Museum in Scranton, Pennsylvania. Burt rounded out his highlighting of some amazing women in magic with Frances Ireland Marshall. Ms. Marshall specialized in family entertainment, performing for schools, libraries and community audiences with magic designed to inspire. Beyond the stage, Ms. Marshall was a prolific writer, and also co-founded a magic company which ultimately became Magic, Inc. During Burt's presentation, member Brad Henderson got none other than Dorothy Dietrich on the phone, and we all had the opportunity to express our gratitude for her extraordinary work and to wish her well.

After this absolutely stellar presentation, we transitioned to performances by some of our past presidents, with immediate past president Tricia Heil Davis serving as emcee.

We kicked off the show with the Fantastic Kent Cummins. Kent won the TAOM Teen Trophy in 1960. He served as President of IBM Ring 60 in 1981 and 1982, and continues to serve on the Ring 60 Board as Director Emeritus. Kent was TAOM President and Convention Chair in 1983. Last year, TAOM named him the first "Living Legend." Kent performed an entire mini-show, with a theme reminding us to "give it our all" in the Ring and in life.

Up next was Chris Walden who oversaw the daunting task of writing and memorializing the Ring's bylaws during his year as president in 2006. We continue to rely on these today for the Ring's direction and organization. Chris expertly performed feats of mentalism with enthusiastic audience members. Brooks Griffith followed as Past President sometime in the late 1980's or early 1990's and serving on the Board for many more years. We will always appreciate Brooks and his family for hosting the Ring picnic for an incredible 29 years at their lakeside home and land. Brooks worked his cardician magic, smoothly moving randomly chosen cards from a shuffled deck to the table.

Past President JD Stewart was next on the program. He was Ring 60 president in 2008, and is founder of the New Magic Academy. He is currently being of service to the Ring again this year and next, serving as Vice-President and program coordinator. JD put his well-developed mentalism energy to work predicting audience members choices of objects.

Robert Castillo, the Amazing Robert, presided over Ring 60 in the late 1970's / early 1980's. His service to the ring continues today

as Treasurer, record keeper, organizer and sign maker. Robert delivered an engaging card and mentalism performance, entertaining and well done.

As a perfect complement to the Women in Magic presentation, our own first lady of magic Trixie Bond closed out the show with a series of seamless close-up rings and rope effects. Trixie is not only a past president, but serves as a Director on the Ring Board, newsletter editor, annual banquet coordinator and a true anchor for the group.

We appreciate the service of each of these past presidents, as well as those such as Will Mannis who were also present at the meeting.

*Tricia Heil Davis*

### **RING 64, LOUISVILLE, KENTUCKY – Okito/Lance Burton Ring**

Meets 7:00pm various dates at Kosair Charities, 982 Eastern Blvd.,  
Louisville, KY 40217

MICHAEL A. RAYMER, President

Web site: [www.louisvillemagicclub.com](http://www.louisvillemagicclub.com)

**November:** The Louisville Magic Club held its' November monthly meeting at the Nevermore in Louisville. About 35 members were in attendance. The Nevermore is the home of Joseph and Yani Thomas, known for their mentalism act "Second Sight". The building itself is a Victorian mansion in Historic Old Louisville, built in the late 1800's. Joseph gave us a tour of the house, which was quite impressive, and updated with all modern conveniences. Magic memorabilia adorns the walls in most of the rooms. There is a parlor specifically for magic performances, and several smaller rooms for Tarot readings or more intimate experiences. Joseph and Yani do a monthly "occult/mindreading" show, and guest magicians are sometimes in attendance. After the tour, Joseph performed his well polished coins across routine. This was followed by performances by Louisville club members Cody Clark, Sidney Lee, Robert and Amber Noe (aka Smoke and Mirrors), and Terry Keagin. A truly memorable evening.

**December:** On Saturday evening, December 13th, the Louisville Magic Club held its Annual Christmas Banquet and Magic Show at the Kosair Shriners Ballroom in Louisville, Kentucky. Many club members, their families, friends and several special invited guests were treated to a spectacular holiday themed evening consisting of a delicious dinner followed by an absolutely amazing magical show performed solely by members of the club. The evening began with the guests feasting on a sumptuous dinner of a salad, created by and with your own likings, followed by the main course of Breast

of Turkey with all the usual fixin's; stuffing, mashed potatoes, gravy, vegetables, buttery rolls and a lot more. Beverage's coffee, ice tea, water, Eggnog (regular and high test, LOL) and of course age-appropriate adult beverages available from the bar. And, if you made room, many choices of diet-busting deserts of cake, pie etc. were also on the menu. If you went home hungry, it was your own fault. Upon completion of the dinner, and after a little belt-loosening, it was time for the main program to begin.

Host and emcee Matt Sohl took the stage and microphone and started by presenting of the awards to the winners of the Annual Robert Escher Close-Up Contest held earlier in the year. 3rd Place winner, Joanna 'Magic Jo' Logsdon, 2nd Place winner, Brett Sohl and 1st Place winner and People's Choice Award winner James 'Jim-Uncle Red' Harris. The winners each received a certificate documenting their accomplishment as well as a modest cash award. "Congratulations!" All participants of the contest were acknowledged for their participation as well. After the awards had been handed out and the applause died down it was 'Show Time' Matt Sohl started things off by bringing an ordinary brown paper bag to the front from where he produced a full bottle of an adult beverage. He put the bottle back into the bag, tapped the side of the bottle to prove it was still in the bag, pulled it out only to see the liquid was gone and the bottle empty. He placed the bottle back into the bag, made a magical gesture and the bottle was shown to be full again. If that wasn't enough, he then crumpled the bag into a small paper clump and tossed it aside. Matt also, along with aid of 'Magic Jo' did a very unique baseball themed routine. 'Magic Jo' was given a baseball jersey to wear during the act and shown an ordinary baseball with the autograph of a very popular player. She was then told to imagine she was at a baseball game and after several minutes of by-play between the two describing several different images, the baseball was in its case, however, 'Magic Jo' was asked to turn around with back to the audience only to show that she was wearing a replica jersey of the famous player's name and number on the back. Great routine.

Jim 'Uncle Red' Harris showed us and then taught us how he learned how to tie a knot in a piece of rope when he was a Boy Scout using just one hand. Jim went on to do several more magical miracles with more pieces of rope and a silk production. Brett Sohl performed a very unusual, but also very entertaining routine. With the help of two volunteers from the crowd, a deck of cards was thoroughly shuffled by all

three. The deck was divided in half and each volunteer was asked to remove any cards of their choice from their half of the deck. Brett then donned a helmet strongly resembling a construction worker's hard hat with several different colored flashing lights on it. We, the audience had a very hard time trying to remember and pronounce the name for it, but its acronym was C.R.A.P. You can supply your own wordage. After a few minutes of comic relief and after the cards had been chosen, Brett proceeded to name every card and in their correct order. Amazing.

The final act of the evening was performed by none other than by our Club President Dennis Alm. Dennis did a beautiful Linking Rings routine to the song, 'What a Wonderful World' by Louis 'Louie' Armstrong. Very, very nice. A silk and lit candle presentation was next. Dennis lit the candle, made it disappear then re-appear several times all in the blink of an eye. If that wasn't amazing enough, Dennis then did a very professional quality multiple playing card production where a seemingly endless supply of fanned playing cards were produced from all different locations and in varying numbers. A routine that any accomplished magician would be envious of, even our own club member Master Magician Lance Burton. Great! Great routine Dennis! 'Well Done' This then brought the curtain down on the show and concluded the evening. Host Matt Sohl gave a very heartfelt 'Thank-you' for attending and wished everyone safe travels home.

*Carl Loud*

## **RING 70, TACOMA, WASHINGTON – Great Virgil and Julie Ring**

Meets 4th Sun., at LeMay Car Museum, 2702 E. D St., Tacoma, Fife, WA.  
RICK ANDERSON, Ring Contact,  
501 S. 43rd St., Tacoma, WA 98408 / (253) 473-5456  
E-mail: rickandersonmagic@gmail.com

Our October 26th, 2025 meeting was called to order by Ring President Rick Anderson. In attendance were Tony Smith, Fred Turner, Tim Flynn, Karl Hilsenberg, Tammy Summers, Adria Ehart, Michael Ehart, and John Villareal.

Karl (The Magnificent) Hilsenberg brought in a few items, including a seemingly-ordinary coffee decanter he's been working on for an effect, a silk thumb tip that can fit 20 \$1 bills, and a Celt toy that spins, but only in one direction.

John Villareal mentioned buying several Maidenback decks at Magic Live in Las Vegas; their smoother edges made for easier shuffling.

Tim Flynn did a rendition of Hopping Halves called Inflation, developed by Marcello Insua, with a silver dollar and a Chinese coin. He put one coin in his pocket and the other in his hand,

then opened his hand to show they both were there! After the fourth iteration, his hand was empty. He did the trick twice, once for those of us who arrived early, and once for Adria, who correctly guessed the ending.

John also did a money-themed trick, with his Mis-Made \$20 bill.

Fred Turner suggests putting out a roster for the Club, so we can easily keep conversations going outside of meetings, and keep abreast of any news. We suggested some platforms, such as Facebook, WhatsApp, or MySpace.

We had a conversation about scams, and how the easiest person in a group to trick is often also the smartest, or the one who's convinced they can't be fooled. John shared the time he did "snatching the watch" to someone at work who was adamant that he couldn't be fooled, and even watched John the whole time.

Congratulations to Adria Ehart, who recently did her first gig for non-magicians! She performed at a local nursing home, getting great feedback from residents, and doing the Egyptian-themed trick that won her Best Young Performer at PCAM last year. She also has a cool new show table.

This led to a couple discussions; the first about not doing shows for "exposure" instead of money, because they almost never lead to paying gigs. The second was about mishaps during shows. Tim had a Linking Ring break, put it aside, and told the audience "This is live entertainment." Another time, he dropped two rings during a Clown Association show at which he was invited to perform. Despite thinking that he'd flubbed badly, he ended up winning the silver medal. John had a table fall through during his Cups & Balls routine, and with his usual quick wit, said "Ladies and gentlemen, we're having a floor show."

John did his Cups & Balls and Cut & Restored Ropes routines for Adria, including the wand-through-cup flourish, and the large balls appearing in the cups at the end. The smaller balls didn't appear a couple times, but he expertly rolled with it. He noted that macrame rope works well for cut & Restored Rope, but not for Professor's Nightmare because the ends tend to fray.

Fred brought a Halloween trick with poster-board tombstones. One had his name, but he turned it over, then back, and his name disappeared. He ended by pulling out one with birth and death years listed.

Michael Ehart ordered an Invisible Deck from Joshua Jay. This is an excellent fall-back trick for many magicians when another effect fails, and has even been called the "greatest magic trick". One version has the magician



throw a ball into the audience, and have them toss it between them. The audience members who ends up with the ball pulls the deck out. Another version has the magicians borrow the audience member's phone and call a friend in their contacts to pick a card. The Brainwave Deck is similar, but requires keeping track of cards more.

John did a trick with transparent cards. Adria chose one card and signed it. Her card jumped to the top of the deck, no matter where it was put, including when it was sticking out halfway through the deck. Finally, he placed the deck between her hands, took two cards off, and had her open her hands to reveal the deck was replaced with a glass block!

Rick brought some magic books for sale, and Fred brought a box of magic DVDs to give away.

Rick heard from Louie Foxx, who said that he can do the lecture he gave at this year's PCAM for a later Club meeting.

The next Club meeting will be held on November 23rd, at the regular location (LeMay Car Museum).  
*Tony Smith*

### **RING 76, SAN DIEGO, CALIFORNIA – Honest Sid Gerhart Ring**

Meets 7:00 pm 2nd Mon. of the month at Immaculate Conception Church located at 2540 San Diego Ave., San Diego, CA 92110  
MATTHEW KING, Secretary / Web site: [www.ring76.com](http://www.ring76.com)

For our November 10th meeting, 33 members and three guests signed-in for Sargeant-At-Arms Mark Booth. Mark diligently set-up the staging for the night's lecture. After President Magic Mike Stilwell welcomed us, he thanked Sherry Luft for accepting the secretarial duty of taking the minutes (the official written record) of the board members' monthly virtual meeting. Mike also mentioned that Treasurer Max Long will continue as our other secretary by submitting the monthly reports to *The Linking Ring magazine*.

Mystic Joe McGrievy will again be the jolly, ol' rosy-checked gift-giving gent for this year's "Story Time with Santa Claus". This annual mid-November holiday event is in Balboa Park.

Secretary Gary Salisbury gave-out a hand-bill for his and Dr. Whiting's private-tutoring session "So You Want To be A Mentalist?", which is based on 100+ instructional materials.

Mike announced that professional magician Tom Interval donated a table for stage magic. Tom has been an avid IBM member since 1981.

Tomorrow is Veterans Day. Mike asked those who served in our nation's military branches to stand. Those ten who stood and were applauded, represented the US Coast Guard, Army, Navy, and Marine Corps.

Shawn McMaster, the evening's guest lecturer was introduced by Entertainment-VP Professor Paul Dwork. Shawn has been a professional magical entertainer for 33 years. He performs at The Magic Castle in Hollywood, CA as well as aboard luxury cruise ships. He has entertained at numerous restaurants. For 12 years, he was the magician at Senor Gomez's in Simi Valley, CA.

For his lecture on "Restaurant Magic", Shawn performed and explained his favorite "workers". With Judy, his lovely volunteer-assistant, Shawn performed a strong set of table-side magic. After his performance, he taught us the methods and the nuances. Shawn's sponge ball routine was inspired by a chapter in Eugene Burger's *Secrets and Mysteries for the Close-Up Entertainer*. Shawn's routine with a sugar packet, based on Richard Osterlind's "Sweet and Low" routine, was found in Jim Sisti's *The Magic Menu*.

For "Hypno Card", Shawn surprised Judy by producing her freely-selected but lost 4C. For an encore, Shawn performed his mystifying routine "The Dolls". This oddity is perfect for magicians who might not normally perform bizarre magic.

During his lecture, Shawn gave us valuable advice about strolling magic in restaurants. He asked us to remember that "You are the only person who doesn't belong there!" He insisted that "pocket-management" be a priority. And, based on his years of experience, he told us to believe that "You being a team-member is more important than you being a magical entertainer".

In closing, Shawn recommended that we read Gary Kurtz's book *Leading With Your Head*.

Finally, let us all thank Mr. Alvin Revilas for serving more the delicious pastries. *Max Long*

### **RING 79, BINGHAMTON, JOHNSON CITY and ENDICOTT, NEW YORK – Southern Tier Magic Circle Inc.**

Meets 1st Mon. 7:00 p.m., Binghamton General Hospital's Russell Room, 40 Arch St., Johnson City, NY 13790  
NATHAN HICKEY, President  
Web site: [www.stiermagic.com](http://www.stiermagic.com)

December, ah the year's end fast approaches. Ring members came together on the 1st of the month at our usual place. Our business meeting consisted mainly of David Black explaining his upcoming children's magic event in which Ring 79 members are volunteering to help with. It will be on February 7 and sounds like a fun event. We discussed getting name signs for our shirts that would identify and advertise our Ring since we are looking for new members. We also reviewed our upcoming holiday evening dinner event where we combine with the Ithaca Ring and the SAM in Big Flats. Our ring will be

donating up to \$200 to support the event.

We then moved on to performing some magic but first Chris had put out a question regarding how long folks practice an effect before showing it to laymen. Well he got a lot of different answers and a discussion of practice versus rehearsal. A lot depends on the technical aspects and much depends on the presentation. It seems that each magician knows when they are ready. I know that some of my presentations morph after I have performed for several audiences and gotten different reactions.

To start David performed a Tenyo effect where he opened a very small, 4 inches, brief case taking out a golf tee and ball marker, showed the case empty then closed it and opened it to produce a golf ball, Ta da. I followed that with Boris Wild's "Intuition" where I tell 3 spectators which card I want them to draw from the face down deck and then when I flip each one over it is their card. Gary Freed then did "The Button" which is a nifty electronic gadget red button that the spectator can push to make a noise. He uses this for an ambitious card routine and at the end the button is opened up and inside is a folded card that turns out to be the spectator's signed card. This is cool but probably not something I would carry. Next, Chris Sablich did "Destiny Deal" by Craig Petty which is a nice ACAN effect where you and the spectator follow instructions written on a card. Jon Harris followed that by showing us a sponge ball sleight that he is working on, well, he got a lot of advice. I hope it works for him. Moving on to Tim Cleary who did his 4 coins across trick. He said that he worked on it for 2 years before he started showing it to the public. Finally, Doug finished off the night by doing his Bekos silk routine with a beautiful red silk. I don't recall seeing this effect before but I really liked it because it has a comic ending. Well that ends the show. Everyone had a good time and look forward to next month's meeting after the holidays.

*Dan Young*

### **RING 81, SARASOTA, FLORIDA – Inez Kitchen Blackstone**

Meets 1st Thu., 6:00 p.m. "Social Gathering," 7:00 p.m. start time.  
Trinity United Methodist Church in Haley Hall, 4150 South Shade Ave.,  
Sarasota, FL  
STAR NEWMAN, President / (651) 491-1050  
E-MAIL: [prettymagical@gmail.com](mailto:prettymagical@gmail.com) / Web site: [www.ibmring81.com](http://www.ibmring81.com)

After our normal November meeting, we were treated to a special lecture on Tuesday, November 18, by restaurant magician Lawrence (Chuck) Levy from Kirkwood, Missouri, who was in the Sarasota area for a family wedding. Ten members and one guest (Joe Dobson down from Dunedin) enjoyed the evening filled with the tricks that Chuck regularly performs at the restaurants where he worked. We first welcomed Mason Raxter as

our newest member!

With two full booklets of lecture notes, Chuck treated us to almost two-dozen tricks, a little philosophy about performing and his guidelines, plus a blitz of jokes that he loves to share. His "The Detectives" trick was a pleaser, his handling of sponge balls using a Frisbee was brilliant, and many of us loved his "My Card – Your Dream" effect. His method of making Professor's Nightmare a transposition effect was a genius presentation as well. There are way too many fun effects to list; his lecture notes are very complete and highly recommended. Thank you, Chuck!

The members of Ring 81 celebrated our annual Holiday party on December 4th. No need for a fancy banquet with high-priced food, we were delighted to have eighteen members for a fun-filled pizza party and show (plus one of our newest members, Sean Cullen, was celebrating his birthday with us tonight!). That was enough to get Ed del Castillo, who is also a new member, to bring cupcakes for everyone.

It was wonderful to have Scott Correll (owner of SWC Magic) back with us, and he brought some of his new magic items to show and sell. Howard Cohen let us know that he will be back performing his show at CinéBistro. We also had our monthly 50/50 raffle that was won by David Pitchford. We also had a Christmas gift exchange with a new or slightly used magic items wrapped up to choose from – this was a lot of fun!

The big surprise for the evening was having St. Petersburg comedy magician, Geoff Williams, performing his 45-minute parlor show for the group. Geoff has a wonderful mix of humor and some great magic... and as expected, his little near-sighted chicken, Binky, won the hearts of the group. But Geoff is a talented performer that has invented/created some great magic like his imploding Rubik's cubes and his latest Bits and Pieces Project that he did parlor style. What a hysterical and enjoyable evening of magic! We will be having Geoff lecture in the first few months of the New Year.

Oh, and we are excited that the club has been asked by the church where we meet to do another fund-raising show for them on Saturday, January 31, 2026. This will be fantastic with five members donating their talents to make another successful event for this wonderful church.

*Tom Vorjohan and Gary Roberts*

### **RING 84, MELBOURNE, VICTORIA, AUSTRALIA – Charles Waller Ring**

Meets 1st Mon. 7:30 p.m. (except January), at the Welsh Church, 320 La Trobe Street, Melbourne  
AIDAN THOMPSON, President/Secretary  
E-mail: [aidan.thompson@fultonhogan.com.au](mailto:aidan.thompson@fultonhogan.com.au)

Chris Haller opened our November meeting (as proxy for Aidan Thompson) by reporting on

the lecture and workshop of James Brown, held at the amazing inner-city residence of Peter Janson. Chris demonstrated James' signature performance of Aaron Alexander's Push, convincing Kym Brockhoff that he would feel safe in falling backwards from a distance, without touching him. This was further developed – powers of persuasion involving an imaginary length of rope tied around his waist being pulled, again causing him to topple. Finally, Kym was led to believe that his arm could not be moved because it was weighed down with bricks previously sewn into his arm, thanks to an imaginary operation!

Harmony opened with Gary Cohen presenting an unusual prediction involving three nuts and bolts, a missing nut from the set was the same colour as a previously selected card. Gary followed this with another prediction, ascertaining the exact distance between two objects placed apart. Off the beaten track this one!

Kym Brockhoff, having recovered from his toppling experience, removed a fortune cookie from his wallet and asked Peter Rowe to assist. Result – the cookie had successfully forecast a chosen word from a page of writing.

Peter Rowe demonstrated a novel routine from Max Maven called Violet, involving a sheet of paper that he folded a certain way then cut with scissors and separate letters printed on the paper, some facing upwards, others downward. The idea was for your scribe to form the longest possible word from the 'up' letters. The only possible word was HEAD and it matched Peter's prediction. Another sheet with letters on it and similarly treated, resulted in the word CAGE being formed. Again, Peter's prediction for the 'down' letters was correct.

Unusual and excellent magic from members. A most enjoyable meeting. *Aidan Thompson*

### **RING 89, BATTLE CREEK, MICHIGAN – Neil Foster Ring**

Meets the second Monday of every month, 7 p.m., at American Museum of Magic located at 107 E. Michigan Ave. Marshall, MI 49068.  
ERIC SULLIVAN, President

140 W. Michigan Ave., Marshall, MI 49068 / E-mail: trazdal@att.net

The November IBM Neil Foster Ring 89 meeting is in the books. John Sherwood, Phil (Le Grand Wysard Phillip), Kevin Rosewood, Eric Sullivan (Trazdel), and Susan were all in attendance!

Eric kicked off the meeting as we shared thoughts and thankfulness for how well "The Magic Cabin" magic show went. We were also able to raise \$100 for the Ring!

Susan shared some memories of Kenneth John Capman, her late husband and a member of Ring 89, who passed away in October. Phil also shared a broken wand ceremony during the

meeting in honor of John. John was a very active member and will be greatly missed. Please continue to share your memories of John to celebrate his time with us.

Susan began the magic portion of our meeting by asking for thoughts on an illusion that would fit into an act with a belly dancer. We all brainstormed together and came up with a few great ideas. One was the dancing handkerchief effect, another was the silk fountain, and the zombie ball was shared. Good luck, Susan!

Eric shared an eerie effect when a stake was pushed through a balloon animal. The balloon dog was left unharmed and as cute as ever.

The next meeting will take place on December 8th at 7:00 p.m. at the American Museum of Magic in Marshall, Michigan. The theme is Holiday Magic. Until then, keep practicing, performing, and sharing amazement.

*Kevin Rosewood*

### **RING 90, ALBUQUERQUE, NEW MEXICO**

Meets 1st Thu. of each month about 7:00 pm at Heights Cumberland Presbyterian Church, Academy & Moon NE.

BILL FIENNING, Secretary

(505) 298-0743 / E-mail: wcfienn@att.net

President Dave Dunlap opened our December meeting. This was our usual White Elephant gift exchange of magic. Using a random drawing system with two decks of laying cards, participants could choose a wrapped gift or "steal" an already selected gift. There was some useful magic exchanged in the process. This is always fun as gifts are "stolen" and more selections made. In the time left after the exchange, John Polinko did a trick from the Tossed-Out Deck genre. Five people standing each pulled back the corner of the deck John held to secretly memorize a card. He then named the five cards that had been selected.

*Bill Fienning*

### **RING 92, VANCOUVER, BRITISH COLUMBIA, CANADA – The Vancouver Magic Circle (Charles Howard Ring)**

Meets 4th Thurs. except July, Aug. and Dec., 7:00 pm, Sunrise Community Hall, 1950 Windermere St., Vancouver, B.C.

SIMON CASSEGRAIN, President

E-mail: simon.cassegrain@gmail.com / Web site: www.ibmring92.com

It was that time of year for the Vancouver Magic Circle's annual Christmas dinner. The evening got off to an ominous start as the restaurant that was originally booked for our dinner was closed. As more members began arriving, and the restaurant showed no sign of opening, the executive team made some quick decisions. Long time member, Rod Chow, a staple of Vancouver's Chinatown, recommended the Jade Dynasty Restaurant. He phoned the restaurant and they were more than happy to accommodate our group of over 40 members and guests with no notice! The Jade was only a 5-minute walk

from where we were at the other venue. Rod Chow and the Jade Dynasty Restaurant turned what could have been a disastrous evening into a phenomenal evening of delicious food and magic! Way to go Rod and the Jade Dynasty!

As the members began arriving at the Jade Dynasty, their staff did a fantastic job of setting up 6 tables of 8 people each, easily accommodating all of us. Food and drink orders were quickly taken, and we settled in for a delicious dinner.

Graham Kita came around to collect presents for the annual gift exchange. Those wishing to participate in the gift exchange were to spend approximately \$20.00 on a present. I think some members far exceeded that requirement... Graham! I think his gift bag alone, not including the present, was \$20.00!

While we were enjoying our dinner, Graham came around again taking pictures of all the tables. Great pictures Graham!

After dinner was finished, Graham started the gift exchange by drawing the first name to come up and grab a present. Then each person after that drew a name and so on until all the gifts were taken.

It was now time for VMC President Simon Cassegrain to come up and introduce last year's winner, past International IBM President Alex Zander, to M/C this year's stage competition. This year's competitors were, in order of performing, Rod Chow, Scott Barker, and John Stenning. Rod did a beautiful series of productions set to music, finishing off with a Christmas themed silk production. Scott was next with his cups and balls routine, and last, John with his entertaining version of Six Card Repeat. Between performers Alex talked about the upcoming Pacific Coast Association of Magicians, PCAM, conference in March 2026. Past International President Billy Hsueh and Alex are the co-chairs of the convention to be held in New Westminster in conjunction with past International President Shawn Farquar's 3rd annual New West Magic Week. Both of these events will be held during spring break. Alex also mentioned that this conference will bring back the magic swap meet! The judges tallied up the scores from the stage competition and this year's winner was Scott Barker. Way to go Scott! Thank you!

After a few more pictures were taken and a little more socializing, the evening winded down. What started out as a possibly disastrous night turned out to be a great evening! A big thanks again to Rod Chow and the Jade Dynasty Restaurant! Way to go Rod and all the great people, managers, servers and kitchen staff of the Jade Dynasty Restaurant.

The attendance for the night was 27 members and 15 guests. Thanks to Ken Cowie for giving Gwen and I a ride to and from the dinner.

*Scott Barker*

### **RING 93, DUBUQUE, IOWA – Tri-State Magic Club**

3rd Sun., 2:00pm, Adam's Dance Connection, 900 Jackson, Dubuque, Iowa

JIM MCCREA, President, (309) 235-6215

E-mail: jrmfpc@gmail.com

The Tri-State Magic (Ring #93) is preparing to do a trial run of table hopping magic at a local Hy-Vee grocery store cafeteria. Few of our members currently have experience in this branch of performing and those who have some experience in it, haven't done much of it. So each member was asked to come to this meeting prepared to do maybe three tricks they think they would like to perform while table hopping - given the requirements for tricks we are very comfortable performing which only require quick reset and are able to be carried to tables in our pockets or some small container. In addition, a goal was to perform them all within a 5-7 minute time frame.

Numbers play such an important role in everyday life. Margaret Bussan performed a trick that was not so successful with those numbers. She came in with 2 pads of paper and 2 sharpies. Adam was her respectful volunteer who chose a 2 digit number - 28. Those original 2 digits were added together and then they kept adding on 8 more times. It should've all added up but due to some error somewhere along the way, Margaret got a different number from Adam. Even with the handy help of a calculator, they were unsuccessful and ended up with a 3rd sum. You can try this and hopefully have more success if you look for "Figure Fantasy" by Jack Potter.

Chris Westemeier performed what he called an "upgraded" version of a trick found in kid's magic sets. A quarter is marked by an audience member. Chris brought out a clear plastic container and also a lid for it. The lid is placed on the container, the coin on the lid. A card is placed over the coin and pressed down. The coin drops into the container. The card and container are given to the spectator, who identifies their mark on the coin inside. Next he performed Meir Yedid's "Wow Book Test." Two books are shown and a spectator is asked to pick one of them. Another spectator named a page number in the book. The spectator with the book was asked to look at the first word on the page and think about it. Chris started to write something on paper, changed his mind and crumpled up the paper. He wrote another word and this time it is shown to be the same as what the spectator was



thinking. Chris then indicated that he wasn't reading the spectators mind, but looking into the future. He tells the spectator to read the last word on the page and reveals that it matches what was written on the crumpled up paper at the start.

Mark Pepelea attempted a card trick with a energetic spectator that used an unusual method of dealing cards to the table and into multiple piles when there was only supposed to be one pile. Mark was stumped as how to continue so he had to end the trick unsuccessfully. He later regrouped and with the same spectator was able to divine which card he had cut to by determining when the spectator was not telling the truth when asked questions about the card.

Adam Kieffer performed 3 rope card - a fun card version of Professors Nightmare. Next Adam performed, Knotasha - a punny rope routine, where my lovely assistant Knotasha helps me perform, Catch Me If You Can, featuring many classic knot tricks, all tied in to one act.

Jim McCrea started his set by performing one of his favorites: Clones by Patrick Martin. He followed that with his rendition of Color Monte and then ended with the Lie Detector Trick.

Phyllis Fishnick asked for a volunteer to assist them in finding a surprise. Dealing out four blank cards, one at a time face down (using Elmsley count) and numbering them 1 through 4. She asked the volunteer to pick two of the numbers (1-4) and eliminate those two (using the magician's force); then eliminating another one card. With one card left, Phyllis asked the volunteer if he'd be surprised if the card would be the K of Spades. He was surprised. Phyllis noted that when using a Svengali deck, one needs to remember when doing extra cuts to assure your volunteer his chosen card is hidden; one must grip and cut the deck by the long side. She did not, the trick was ruined! Lesson learned and now to remember that lesson.

Walking Magic Bob performed Frame-Up, a Ton Onosaka effect. He brought out a large envelope, with a prediction inside. A spectator selected a card from a deck of playing cards. He then brought out several cards from the envelope, but neither matched the selected card. For the grand finale, Bob removed a framed piece of transparent plastic, on which is printed an entire deck of cards, face on one side, backs on the other. Well, of course the prediction was correct—all the cards were there! The spectator waved her hand over the board and magically, only the selected card was seen to be reversed on the frame. Bob also performed CMH and Kids Kards by Richard Pinner. A delightful effect where Bob showed a deck of cards that he

made when he was just ten years old. The cards changed back and forth several times and for the grand finale, the card held by a spectator changes in their hands back to a normal looking playing card.

At the end of the performances, the club was very happy to welcome four new members (Marie, Terry, Lou, & Phil) into the club.

On December 6th, Walking Magic Bob, Mark, Chris, and Adam entertained shoppers taking place on the Merry Market Christmas event for three hours. It was a great morning as the club earned a few dollars, had a great time performing and met new members, Marie and Terry at 7 Hills for lunch and continued their magic discussions.

On January 15th, Ring #93 will host a lecture by Paul Draper.

*Bob Beardsley*

### **RING 94, HAGERSTOWN, MARYLAND – The King Ring**

Meets 4th Weds. each month, 7:30 p.m., Williamsport Redman Tribe #84, 16129 Lappans Rd., Williamsport, MD

Web site: [www.kingmagicring.com](http://www.kingmagicring.com)

CHARLES JAMES, President / E-mail: [khandu1@aol.com](mailto:khandu1@aol.com)

The King Magic Ring is truly excited every year to bring in a notable dealer to share with us "What's New" in the world of magic. This year Mike Hummer returned to us and did not disappoint. Mike's special knowledge goes back many decades to his years at Al's Magic Shop in DC. As it turns out, much of what's new is what's old, with a few updates. Here is list of some of his items: Gozinta (updated), light bulb (updated), Copper Silver Brass (updated), bolt and nut, Devil's Hank (updated), mouse puppet (Judy-like), Grandma's Necklace (updated), Polka-Dotted Silks (updated), Prayer Vase, Wellington Light Board (updated), Chop Cup, and Dry Erase Paddle. There was much more, including great magic advice along the way. Have Mike Hummer visit if you get a chance.

*John Swomley*

### **RING 96, LONG BEACH, CALIFORNIA – Merlin Eifert Ring**

Meets 3rd Sat., 7:00 pm at the Seal Beach North Community Center, 3333 Saint Cloud Dr., Seal Beach, CA

Web site: [www.Ring96.com](http://www.Ring96.com)

CLIFF GERSTMAN, Secretary / E-mail: [Cliffg37@verizon.net](mailto:Cliffg37@verizon.net)

On Saturday November 15th Ring 96 held its monthly meeting. The meeting was a big success as it was based on trying some new formatting.

The pre-meeting workshop began with our Vice-President master Kevin Papke introducing our new Ring 96 business cards. The front of the card has our name and title, as well as contact information and when and where we meet. The back is a different story. Kevin taught us three tricks using the graphic on the back of the card.

One was a 4x4 magic square grid. One was a five of clubs and the last trick on the card is the number 1089 which is the punch line to a mathematical trick. The pre-meeting workshop was well received as were the business cards which are designed for members to give out to people, they are doing magic for.

President George Reis opened the meeting proper with some exciting announcements about magic events outside of our normal monthly meeting, and then on the new material. Then he called up Julian to receive a pair of awards for previous months competition.

We borrowed this format from the IBM Ring in Detroit, and it went very well.

The first section was "Members who have not performed for the Ring before. Mer Maloof started with a "stand up" three card monte routine. She had two jokers and a king of spades. Object: find the king. Her patter was amazing and fit her character perfectly. Eventually she gave up as she somehow found not a king but a queen. Then the King of Spades became the King of Hearts, a startling and unexpected color change. Mer's first performance for the Ring was a winner.

Mike Stave performed a mental effect in which he predicted the color of markers inside a series of five numbered pouches. A volunteer picked one while Mike turned his back. She took out one marker and wrote the number on a piece of paper which was placed back in the pouch, and then shuffled the pouches. Mike correctly named the number and the color and found the note.

The elementary school aged Serina was next. She had three scarves and a mirror-colored tube on the table. She put each scarf on one at a time and commented that she wished she had a longer one. She showed the tube was hollow and empty and then pulled a very long scarf from it.

Val was our last "new" performer for this section. She opened with a site gag of the peanut brittle spring snake. She showed two glasses nested into each other with one on top. She poured chocolate milk in, and it remained in the top glass. Then she poured orange juice in and it went completely through the chocolate milk to fill the lower glass. Val finished with having a Rubik's cube scrambled. She put it in a bag and pulled it out solved. No, not really she pulled out the first cube still scrambled, but she managed effortlessly scramble the first cube, so it matched the second.

After a short break we began the second half which was around robin visit to four stations for a set of mini lectures.

Liam Ferris gave a lecture on the magic

square and the process to fill it in quickly and easily in the middle of a magic performance. Laim used a 4x4 grid which matches the grid on the back of our new business card. He taught calculations and gave an example of how to do a magic square using years after 1500.

Jon Strum presented his mini lecture on how to make your magic bigger. He gave out very pretty sealed envelopes to five spectators and asked they not open them yet. Jon performed a card trick that involved two spectators shuffling parts of the deck both face up and face down together. Usually, this trick comes to conclusion with a volunteer reading descriptions of what cards should be face up and which end face down. Jon stepped up with the five envelopes being read one at a time while he counted out the cards that met the conditions. This way the trick involves at least four more people, and it makes it much bigger. This was a major improvement to an already great trick.

Jeff presented a trick called "color reset." He had eight cards. All blank on the back. Four of the cards had big red spots on the front, Four of them had big blue spots on the front. Jeff showed us how to demonstrate the cards seeming to change color and places by use of the Frustration count and Elmsley count. We each got to keep a set of cards too!

The ever Philosophical Ken Sands showed us two effects, the first was a think of a card routine where you substitute out the chosen card from one of your own, and the second was involved in tearing cards into quarters, placing all the pieces into a bag and picking out the correct four pieces to make a thought of card.

We ended the meeting with our 2026 elections. Another exciting night at Ring 96.

*Cliff Gerstman*

### **RING 102, SYDNEY, AUSTRALIA - The Maurice Rooklyn Ring**

Meets 3rd Tues. of month at 7:30 p.m. at Northside Chatswood  
Salvation Army Church Hall Cnr. Bertram and Johnson Street  
Chatswood.

JACK SHARP, President / email: jack@sharpmagic.com.au

With Jack Sharp, our president unable to be with us for the start of the meeting Peter Wood opened the night by welcoming us to our November meeting, "My Favourite", which could refer to effect, routine, prop or bit of business. Our host for the night is Christiaan Jacob's who only joined our ring last year after attending the Michael Ammar lecture. Christiaan grew up in the USA where he learned his now favourite effect, the Cups and Balls. Seeing Ammar perform it in his lecture motivated his return to magic and he has been attending our ring meetings ever since.

Christiaan introduced John Kanawati as our first performer. John's favourite effect is The Chinese Linking Rings and using a set of Melero Rings and descriptive patter John performed a great routine where all the rings appeared to be examined and to be four separate solid rings before they linked and unlinked in various ways until all of the rings appeared to be in a chain. They then amazingly separated into four individual rings again. John's excellent routine included novel moves, some new to most of us making the effect appear to be very impossible. In the middle of it John, for comedy relief, took a paddle pop type ice cream out of his pocket, had a bite before returning it to his pocket.

Our next performer, Peter Wood said that his favourite effect was generally his newest, or the effect he was currently working on. With three cards Peter showed the top one was the ace of hearts, he kept placing it on the bottom and it kept rising to the top. Just as we were all suspecting that all three cards were duplicate aces Peter showed that they were in fact all duplicates, but all blank cards. He then got Michael Giblin to assist by having him choose a bunch of cards from the pack. Michael then chose a card from the packet. Peter using Jim Steinmeyer's, "The Nine Card Problem" methodology, had Michael spell the name of his chosen card, either lying or telling the truth. He could then either spell, True or False and miraculously the chosen card was now found on top of the packet. Al Hirschel borrowed a pack of cards. He explained that his effect was shown to him by the now deceased Newcastle Magician and a WW2 Rat of Tobruk Peter Jones. Al explained that it was not actually a trick, but an eye sight test. He arranged four columns of four cards with the top card of each column a Jack. On gathering the packets and dealing the cards out into four piles again Al showed how the Jacks all fell into the same pile. By just exchanging one indifferent card with a Jack all the Jacks changed piles.

Christiaan then addressed the meeting asking everyone what their favourite effect or routine in magic was. The answers from the audience including such things as Harry Blackstone Jr's Floating Light Bulb, The Amazing Jonathan's Act, Pop Haydn's act. Somebody said that whilst he loves card effects he still remembers seeing a performance of the Sliding Die Box when he was a school boy and still performs it himself. The Professors Nightmare Rope Trick (Equal, Unequal Rope Routine) got a mention as did the magic of Bill Malone. Ruth Jacob's, Christiaan's wife, but a non magician remem-

bers vividly seeing a magician at a Coles store at Westfield Parramatta performing an effect with sponge rabbits multiplying in her hand. Later discussions confirmed that she had witnessed a performance of the great Canadian magician Joe Stuthard who spent many of the later years of his life in Australia. Other members nominated other rope routines, Multiplying Billiard Balls and the Vanishing Bird Cage as performed by both Harry Blackstone Snr. and Jr.

Our new member Raquel divined the colour of a small Egyptian Mummy placed in its sarcophagus. Michael Giblin explained that his routine was similar to the effect that John Kanawati had performed at the previous meeting. Michael showed four cards, he placed one in his pocket and showed he still had four cards. He repeated this many times with the routine ending with Michel just holding one card which proved to be still four, the Four of Clubs. Dale Trueman keeps his packet tricks safe next to his mobile phone in his phone case. He took three cards out and using patter about his home town of Woy Woy he performed his version of Colour Monte using cards from a normal pack of cards. He then showed a pack of cards made up of casino cards with every card from a different casino. Using two Jacks placed into the pack face up at different selected positions to select other cards using the Gemini Twins technique he showed that the two selected cards were also jacks, and they were all from the same casino. To the spectators amazement Dale showed that all the other cards in the pack were duplicate spot cards in this version of Lennart Green's Stolen Cards routine.

Phuoc Can Hua linked two brightly coloured neck ties. He wrapped them around his neck, tied them then made them penetrate through his neck. Christiaan thanked all his performers and then said when he started out in magic in the USA his mentor and owner of his local Wisconsin magic shop had told him that the Cups and Balls was a great foundation to becoming an accomplished magician. He had brought along his own lightweight table and three very solid large brass cups that he believed had been made by Victor, who had made Gazzo's original cups. Three miniature baseballs vanished and appeared under each cup multiple times, with the routine ending with the production of three normal baseballs and a large apple. Christiaan's routine proved that he was indeed a very accomplished performer.

Christiaan and all the performers were thanked for a great night and we were reminded that next month would be our Christmas Party Meeting.

*Peter Rodgers*

## **RING 106, NEWARK, NEW JERSEY – Slydini Pyramid Garden State Ring**

Meets 2nd Wed., 8:00 p.m. at Tha Sparta Avenue Stage, 10 Sparta Ave., Sparta Township, NJ

STAN BLADEK, Secretary / E-mail: quakmagicphil@aol.com

Naturally, our December meeting was a holiday themed affair!

Joe Garsetti presented an original 4 phase tree decoration trick that involved a lot of magic and creativity. Starting with a D-lite type routine, lights were attached to the tree. A flash pan of corn kernels resulted in a string of popcorn on the tree. A clear dye tube was filled with red and green silks, only to result in a cascade of bulbs for the tree.

He “topped” off the tree with a star which he produced via a zombie ball (star) routine. What a beautiful and magical way to open our evening.

Stan Bladek followed with a color changing ball-in-glass routine with a Christmas polka musical accompaniment. He put his own twist on things by utilizing IT Ties to remove his magic wand from sitting atop the glasses which held the balls- Overall, a very visual effect. Mike Healy then did the holiday edition of the “Predicto” card trick. A prior prediction was revealed after missing on 4 tries. The back of the missed 4 cards revealed a beautiful new Christmas present. He then did John Bannon’s “Power of Poker” trick. If you are performing for a card club, poker enthusiasts or anyone with card knowledge, this is a great trick.

Phil Schwartz presented his favorite card trick. Having a spectator hold a deck behind his back. Asking him to follow some directions was all it took to result in a very effective card location trick. Tim Fortune showed off great dexterity in manipulating a Rubik’s cube with one hand. His handling of a trick by Steve Brundage was one of the biggest foolers of the night. The trick involves great misdirection and the ability to play with a person’s credibility (or should I say gullibility) in accepting things they see and not as they are.

Tim also did a nice mind reading die trick with no props. It is a great routine for determining a made up roll of dice by a spectator utilizing no props other than their own mind.

The club will be looking to expand its membership in the New Year. We will begin at our local Community college Performing Arts department in hopes of getting some new young ideas, creativity and magic that our next generation has to offer.

*Stanley Bladek*

## **RING 113, BERGEN COUNTY, NEW JERSEY – Audley Walsh/Conrad C. Bush**

Meets 1st Thurs. 8:00 pm, at St. Thomas Episcopal Church, 300 Forest Ave., Lyndhurst, NJ.

ANTHONY FERRER, Secretary / web site: ibmring113@yahoo.com

In lieu of our monthly meeting, our ring joined with a few local SAM assemblies to co-sponsor a lecture and dealer demo by magic creator par excellence, David Jonathan. The event was held at Joe Garsetti’s posh Sparta Avenue Stage, an old fire station transformed in a small magic/live theater venue. David took us into his unique thinking and how he modifies and expands old school principles to create new, unique magic, often co-creating with his sometimes collaborator, Nikolas Mavresis. Among the many mass marketed effects David performed and explained were Color Sync, Personality Test, Threesome, Travel Test, Art Trivia, Synergy and Dream Museum. David answered questions and swore to the merits of using beeswax for rough and smoothing playing cards! Most of David’s effects are distributed by the leading magic suppliers worldwide.

*Carl Morano*

## **RING 115, SINGAPORE – The Great Wong Ring**

Meets 15th of each month, 7:00 pm, Function Room 2, #03-01, National Library Building, 100 Victoria Street, Singapore 188064. Website: ibm-ring115.org

JOHN TEO, President / Tel: +62504422, 97509017

10M Braddell Hill #01-49, Singapore 57931

IBM Singapore Ring 115’s November meeting was held on Saturday 15th November 2025, in Function Room 2, Level 3, of the National Library building. Ivan Lee and Wee Kien Weng were the hosts. The total attendance was 40, which was made up of 25 members, 1 patron and 4 guests. The theme of the evening was Novelty Magic.

Ivan Lee welcomed our guests Jennie The, Ernest Chew, Calvin Teo and Jerome Bourgeon.

In his opening remarks, President John Teo quoted Jeff McBride’s definition of magic: “magic is the art of creating wonders in the hearts of others, reminding us of the beauty and mystery that surrounds us”. He told all of us that there are benefits for both the spectators as well as the performers of the art of magic and encouraged all of us to treasure our gift of magic well.

Ivan Lee kicked off the evening with his “Bizarre Shop” by converting a borrowed S\$10 bill to S\$2 in a container and ultimately producing it from a cash-back hand held printer.

There were 2 Associate Members who took the Induction Tests.

***Share the Magic! Invite a friend to a Ring meeting.***



The first person to perform was Xuande Tan. He did a topsy-turvy pack routine where a pack of cards was mixed up with some facing one way and others facing the other way. He magically restored the pack back to order so that all the cards faced one way except a card chosen by a volunteer. Then he had 3 volunteers cut the pack into 3 packets. He proceeded to recall correctly every card in each of the packets held by the 3 volunteers.

The second person who took the test was Lim Shi Jie. He multiplied a sponge ball to two balls and proceeded to transpose balls from hand to hand and finally caused all the balls to vanish into thin air. This was followed by an ambitious card routine where a chosen card kept rising up to the top of the pack, and a solid pack routine where the entire pack of cards became a solid block of plastic. He continued with magically transferring an "X" made by a marker onto a spectator's palm. He finished by not only finding a spectator's card, but causing the other cards to vanish altogether.

Wee Kien Meng (aka Mr Bottle) shared his experiences with Concept, Context and Presentation to create novelty magic. His approach is to have an open mind to blend science and use the environment to find alternative use of effects, and not necessarily invent new tricks. He went on to give examples of his novelty magic tricks he had used for his magical tour event during the Covid period. He demonstrated how to shrink a Rubik Cube, and capture a chosen card on a mobile phone selfie stick. He showed how to adapt the multiplying balls to multiplying Ferrero Rocher sweets, and a ring and string routine using a string and a doughnut. He also performed a penetrating card packet trick and catching a signed "bullet" using a toy gun. At this juncture, guest Jerome Bourgeon joined in and showed how use creativity in magic by demonstration the pom-pom trick in miniature form using coloured peas and an empty pen casing, and how to use the film container as a magical production tube.

After a short break, guest Jerome Bourgeon gave all of us a mini lecture. Jerome was from France and has been residing in Singapore for more than 17 years. Jerome's endeavour is to get the audience to do as much of the magic as possible, but also leave a doubt in their mind on the feasibility of the effect. He performed a toss-out deck effect and combined this with the revelation of the 3 selected cards using Mark Shortland's "Amazebox" which contained slips of papers written by each member of the audience on the identities of 3 random playing cards. He stunned a member of the audience by locat-

ing her chosen card merely by studying her body language, much to the method used by the protagonist in the popular TV series "Lie To Me".

Jerome explained how to use creativity in magic by always looking from a different perspective to the original effect. He explained an interesting example of how to perform the "crossing the deck" force by cutting a deck into 2 portions and throwing the 2 portions onto the table.

The final event of the evening was the auctioning of magic books and props from the late Ashish Lodhavia. *Kogi*

## **RING 116, WINDSOR, ONTARIO, CANADA – Windsor Magic Circle**

Meets 2nd Wed. of the month at The Masonic Temple, 986 Ouellette Avenue Windsor, ON, Canada.  
ELIZABETH PROSSER, Secretary  
prosserelizabeth@yahoo.com

Meeting Date: Thursday, November 13, 2025.  
Contact: Tim Traynor, Librarian. Location (exceptionally): 1477 Wyandotte St E. Walkerville Magic Emporium & Theatre. Attendance: Bill Dileva, Melissa Arditti, Tim Traynor, Tim Bailey, Brad Toulouse, Logan Quiring Michel Lejeune, Johnny Ould, Jay Scott, Carissa Spencley-Sales and Garrett Spencley.

Movie Night Choice: Paul Daniels Special

Paul Daniels was a British magician. He achieved international fame through his television series The Paul Daniels Magic Show, which ran on the BBC from 1979 to 1994. His final performance was in 2016.

Open floor to Magic:

Coin Pyramid Puzzle: Presented by Johnny Ould.

Tim Traynor: Various versions of the 21 card trick.

Bill Dileva: A stand up 3 Card Monte with giant cards and a stand up Chop Mug routine.

Tim Bailey: Mind Game with ESP card prediction.

Michele: Ungimmicked Invisible Deck trick and various stack deck tricks, ending in new deck order.

Garrett: Performed a Sam the Bell Hop style card trick using a story about the Salem Witch Trials. (This was currently being performed at their "Witch" show until Nov 29th 2025.)

*Tim Traynor*

## **RING 129, KANSAS CITY, MISSOURI – Heart of America Ring**

Meets 1st. Thu. of every month at Westport Coffeehouse Theater, 4010 Pennsylvania Ave., Suite D, Kansas City, MO 64111  
KELLY RUSK, President,  
E-mail: knr6244@hotmail.com

As we have started off our December meetings for the past several years, we filled our

stage with gifts we are donating to Toys for Tots. Then, rather than opening with the business part of our meeting, Kelly Rusk demonstrated and then taught a routine by Diamond Jim Tyler, in which he substituted cards with movie posters for playing cards.

Former Ring president and International IBM president David Sandy then showed us a time-lapse video of the construction of the private magic museum that he and his partner Lance Rich are building in nearby St. Joseph Missouri, which will house their extensive collection of magic memorabilia. He also showed us some of the collectible items they had amassed over the years, including some from the now closed Caesar's Magical Empire. He also discussed that venue's history.

The second featured segment of our meeting was a mini-lecture by Ring member Brad Lynn on performing shows for children and how he met some of the challenges a magician faces in doing such shows. He emphasized the need for quick tricks, laced with humor. He provided many tips that would be valuable for anyone giving such performances.

The next order of business was our quarterly qualifier for our annual magician-of-the-year contest. In the past the top three contestants would automatically qualify for the contest. Our new format, however, requires the contestant to be awarded a specified number of points, as awarded by members of the Ring who were in the audience. Samuel Bricker was the sole contestant, and he achieved the required point total with his hard-to-describe maniacal act.

Shawn Rivera then presented our second teach-a-trick session of the evening with a Mark Setteducati card routine. Following that, we moved on to our open "Show Us the Magic" segment. Dennis Burks led off with a holiday-themed change bag routine in which he produced a string of Christmas-tree lights. John Hicks performed a card trick (his specialty) in which a group of selected cards were shown to have jumped from the pack into a bunch of cards which had previously been set aside. Steve Steiner then showed how he took a number of effects and adapted them for the holidays.

With all of these activities the meeting lasted longer than usual, but we all agreed it was worthwhile.

*Stu Lewis*

### **RING 153, BILLINGS, MONTANA – Billings Magic Society**

Meets 2nd Tue., 7:00 pm, at Reflections, 1140 Sixteenth Street West, Suite 13, Billings, MT.

BRENT CROMLEY, President / E-mail: [brent@cromley.net](mailto:brent@cromley.net)  
(406) 208-4147

Ring 153 didn't meet in October. We're a small enough Ring that if a couple of our core

members have conflicts, we just pass for the month. But the magic in our November meeting surpassed anything Billings has seen recently, both in quantity and quality. It happened that the Rocky Mountain Association of Fairs Convention was beginning that week in Billings and we were lucky enough to have Cecil Lewis of Post Falls, Idaho, and Louie Fox of Portland, Oregon, in attendance and they both contributed greatly to the entertainment. We met at Patrick Branger's warehouse that houses a ton of equipment that he uses in his business, Montana Premiere Entertainment, including many magic illusions.

We had a lot of preliminary discussion regarding the process of being booked for fairs, a process familiar to our own members, Kent Messmer, Patrick, and Patrick's wife Casey Smith, but very new to Brent Cromley. The convention takes place over three or four days, and we hope our attendees will be successful in booking full seasons for next year.

Patrick showed off several pieces of magical apparatus that he had purchased from Hocus Pocus and that had been created by a 3D printer. They included a magic toolbox with a secret compartment and a phantom tube in the form of a barrel. Louie used the 3D-created Play Doh boxes to do a mentalism trick with a surprising end, having a purple streamer pop out of one.

Patrick then presented his illusion of "Vinyl Record to Jukebox," which included the appropriate musical accompaniment. It's an effect created by Smokey Mountain Magic. Brent next presented John Guastaferrero's Route 66 card trick which is based upon Gemini Mates. But instead of using post card markers as Guastaferrero did, Brent used his business cards with the names of four predicted cards on the back.

Kent brought a mentalist effect in which he was able to discern that his spectators had chosen a vacation to Hawaii, in a boat, at the nominal cost of \$38.00. Keeping in the same vein, Patrick presented "Fast Forward," a mentalism trick in which he was able to predict that his audience member had selected Tom Cruise out of a cast of celebrities.

Louie had several great effects to entertain us. He started with several card tricks, including a "Card Under Glass" trick and a clever variation of "Ambitious Card." Louie also did a demonstration of using the Classic Force which was beautiful. He followed that with a Chop Cup routine, ending with the production of a tennis ball.

Kent and Patrick also brought out a couple of large illusions, showing us Kent's giant production box which produced, among other things, a

giant card ladder and Patrick. And Kent closed out the evening of magic by cutting Patrick in half with his "Where Is She" illusion.

It was a very special meeting for us this month, but all our meetings are a great deal of fun, and always educational. If you happen to be visiting Big Sky Country in the coming months, be sure to look us up and let us know. *Brent Cromley*

### **RING 158, GREENSBURG, PENNSYLVANIA— Wizards of the North**

Meets 1st Sun 3:00, Tapped Brick Oven & Pour House, 6044 Route 30 East, Greensburg, PA

MARK DURIGON, President / email: mdur@comcast.net

Facebook: [www.facebook.com/groups/70055716443](http://www.facebook.com/groups/70055716443)

On December 5, members and guests gathered at the Sunset Cafe for our annual holiday dinner in place of our regular monthly meeting. Ring President Mark Durigon thanked Clint McMaster not only for coordinating the event but also for scrambling to find us a last-minute alternative venue to hold our dinner after our originally planned restaurant had to cancel our event the day before.

After enjoying our delicious meals, Clint served as our emcee and introduced each of our performers. Mark Durigon opened by talking about socks and handing out examples of eight, different colored socks. Audience members eliminated socks until only one remained. Mark rolled up his pants legs to show one foot was sockless and his other foot was wearing the matching sock of the one selected.

Clint threaded a ribbon through the center holes of three Chinese coins, and he caused the coins to pass off and back on to the middle of the ribbon.

Chuck Rygle showed seven cards with the names of different drinks and a bag that he claimed contained only one drink inside. Chuck asked an audience member to turn their back as Chuck revealed the drink in the bag to the rest of us; then Chuck switched the drink cards with another set that were all "orange." When the chosen card was shown to be a cola, Chuck pulled a large cola bottle out of the bag and showed the bag empty. Next Chuck showed a set of three nested boxes in which the large box fit completely inside the medium box that fit inside the small box.

Rick Bradley performed a card trick during which he used magician code words to explain how it might be done ("one way"). Rick then made a signed card magically appear from the deck as the deck moved by itself on the floor.

Clint performed a card trick with a deck with all different backs from various Las Vegas casinos. Clint dealt the cards face down until someone said stop, and then he dealt another pile face

up until stopped. Although the two selected cards did not match each other, Clint took a poker chip out of a box and showed that the chip matched the back design and face of the selected cards.

Mike "Amazing Zombo" Baker showed his cabinet of mystery that had a removable front panel and holes in the right and left sides through which he inserted a magic wand. Mike dropped a ring into the top of the cabinet and showed that the ring was now hanging from the center of the wand.

Rich Passaro showed a pack of drink recipe cards and asked someone to select one card. Rich correctly named the chosen card—an espresso martini—and he produced a canned espresso martini from a drink shaker. Next Rich correctly predicted and wrote on a chalkboard the name of a person and a drink that someone named.

Clint showed a deck of cards bearing the titles of different movies, and he asked Max to select one card and then mix it with four others and arrange those cards on five movie screen cards on the table. Clint one by one correctly identified the movies that Max did not select. Those unchosen cards were each on screens whose other sides read "no show today."

Chuck Snyder showed four, different colored wallets that each contained a folded slip of paper. Chuck asked three people to pick one of the colored wallets, and he handed to each person the corresponding paper inside. After each paper was opened and read, Clint read the paper in the final wallet that correctly identified which color each person would pick and the color that Chuck was left.

Clint closed the evening by tying the corners of two silks together and asking Lisa to hold them inside a clear container. Clint removed the silks to show two different socks now tied between them—and Clint was wearing the matching pair of socks on his feet. *Mark Zajicek*

### **RING 167, DES MOINES, IOWA— Justo Hijo Magic Club of Des Moines, Iowa**

3rd Mon., 7:00pm at F&O's Restaurant, 4050 Merle Hay Rd., Des Moines, IA 50310

STEVE DALY (Hinrichs), President

E-mail: [Tinyb1999@yahoo.com](mailto:Tinyb1999@yahoo.com)

November each year is magic auction time for Ring 167! Justo Hijo Magic Club of Des Moines, Iowa's president - Steve Daly (Hinrichs) - created a new magic program idea a couple of years ago that has really caught on!

Beginning at the first of the year, (at the January meeting), Each club member has a file folder created with their name on it. Each month, dues-paid club members earn "Justo Hijo Magic Auction Bucks". The "Magic Auction Bucks" are placed in each club mem-

ber's folder at the end of each meeting. Club members earn one Magic Auction Buck for attending a monthly meeting. Club members earn three Magic Auction Bucks for performing a trick at a monthly meeting. Club members earn five Magic Auction Bucks for enjoying a meal at the restaurant we hold our monthly meetings in (the restaurant - Felix & Oscars on Merle Hay Road - gives us a large meeting room for free if our members dine that night!) It's a "win-win" for both the club and the restaurant. If a club member brings in a new magician who joins our club, that club member gets an additional ten Auction Bucks put in their folder. If a club member attends a lecture, (our club always has three out of town lecturers each year - and the lectures are free to dues-paid club members) - four Auction bucks are given.

The club has its yearly magic auction during the November Club Meeting night. Club members have ten months to build up their auction buck totals to as much as \$90 or more! All auction items are donated by the club president, as well as magic estates that have been donated to the club. Club members then bid on (and win) magic items using their Justo Hijo Magic Auction Bucks~! Any winnings that total over that club member's auction bucks in their folder, they must pay for with cash. All cash collected goes directly into the club's kitty!

This year's auction was huge with well over 500 magical items from collectibles to books and more - all from two estates that were donated, (including our very dear friend Bill Smith), as well as items from the club president's collection. The club was able to add \$735 to the kitty! We enjoyed having out of town magicians join us for our auction including magi from Peoria, IL. - Cedar Rapids, IA. - and Kansas City, MO.!

Our next meeting is our club's Holiday Party with election of officers for 2026, the infamous "White Bunny Gift Exchange" as well as a free Pizza Buffet & free drinks! Entertainment will be provided by different club members strolling from table to table. We have some exciting new things planned for 2026 - if you are in the Des Moines, Iowa area on the third Monday of the month, please plan on joining us for one of our club's fantastic meetings at Felix & Oscars on Merle Hay Road. We gather for dinner at 5:30 PM - meeting begins at 7:00 PM and always ends by 8:30 PM.

*Steve Daly*

### **RING 170, ORLANDO, FLORIDA - Bev Bergeron Ring**

3rd Wed., 7:30 p.m., at IHOP on Kirkman Road, Orlando, FL.

DENNIS PHILLIPS, Secretary

E-mail: dphillips13@cfl.rr.com

Web site: [www.Ring170.com](http://www.Ring170.com)

The November meeting was called to order by President David Freeman. 17 members were

present with one guest, Lawrence Altman, who is getting back into magic after many years being away from it.

Phil Schwartz, our club's historian, presented the history of Marshall the Mystic (1876-1943) for his 115th Magic History Moment. The German-born Marshall claimed "deceptive digital dexterity" manipulating coins, balls, and cards. In his stage work, he produced a rose bush from his top hat, a complete banquet table setting from organ tubes and, most famously, did hat juggling. Marshall claimed to have "entertained the crowned heads of Europe and the bald heads of America." Phil showed Marshall's letterheads, press flyers and post-cards. Following his magic career, Marshall settled in Philadelphia and took up phlaxiology treating patients using homeopathic methods (diet, massage, etc.) when that science was new.

Phil also showed two colorful magic sets created by Fantasma for Disney and Marvel.

The monthly post-meeting show opened with Martin Preston doing his original Sympathetic Cards. It was amazing. A spectator shuffled a 7 card packet and put it into a stem glass. The spectator's deck matched another packet that Martin had put in another stem glass at the beginning of the trick. As the duplicate cards were revealed, Martin built up the tension as the card pairs were revealed, by giving the odds that they would match.

Dennis Phillips showed his improved Egyptian Water Box. He told a story about the colors of the Nile River and its yearly flooding. The doors on his water box have side extensions, so the effect can be performed nearly surrounded.

Adrian Lopez has a spectator pick a card and all the other cards went blank except the one that the spectator selected. He then magically found the 4 queens in the deck and did his version of The Ambitious Cards using the queens.

Paul Q did a good job with the classic "Phil" card trick. He had a spectator name any card in a 52-card deck. He then said, "I will name your card. Your card is Phil! All my cards have names". He showed that all the other cards had names and the only card in the deck that was named Phil, was the one the spectator named.

Dr. Ken Schriebman's had a clever series of effects with a startling transformation. He began by having a spectator select a card. He removed a black plastic card from a small white envelope which was placed in his vest. The black plastic card had a series of tiny holes. When the light from his cell phone was shined on it against the wall, it revealed a dot pattern that was the selected card. He then had the spectator sign the



selected card with a Sharpie. The card was placed in the deck and the deck instantly changed into the white envelope which contained the signed card! It was a great ending to a fun evening.

*Dennis Phillips*

### **RING 175, TAMPA, FLORIDA – Warren Hamilton Ring**

Meets 2nd Tue., 7:00 pm, Grace Lutheran Church, 3714 W. Linebaugh Ave., Tampa, FL 33618 / Website: <https://tampamagicclub.com>  
KEN SPANOLA, President  
(813) 249-7325 / E-mail: [KSpanola@gmail.com](mailto:KSpanola@gmail.com)

To end the year of festivities as Ring 175 celebrated our 60th anniversary – getting our charter as “The Gasparilla Ring – No. 175” in Tampa, Florida, on January 9, 1965 – we gathered on Tuesday, December 9, for another annual three-hour auction. We were excited to have just shy of ten sellers and almost two dozen buyers. There were some incredible deals to be had, including Dean’s Box, a pristine Rings & Things Zombie Ball, loads of cards and packet tricks, and even a zippered banana. Thanks to everyone who brought stuff to sell and also those who bought items being sold – it would be a quiet night without you.

The auction was possible thanks to the “balance-to-the-penny” accuracy of our Treasurer, Ken Spanola! We also used the talents of Rudy Hernandez, Frank Velasco, Tom Vorjohan and Mark Byrne as our auctioneers and runners during the night. A special thanks to them as well.

Our biggest buyer was Jonathan Fudge (who was finding great bargains for his daughter’s love of magic!) and Nick Faz bought a lot just for himself with no peer pressure from an elementary school child. On the other side, Tom Vorjohan was the biggest seller followed closely by Terry Boss just \$22 behind him. Fittingly, Melissa Spanola got the majority of her Christmas purchases complete for her husband, Ken!

As we close out 2025, the club recognized president, Tom Vorjohan, with a beautiful plaque for his leadership this past year; also, Tom was awarded the honor of being the distinguished contributor as Member of the Year for the Ring in 2025 for his work as president helping us celebrate our 60th year and recognizing Warren Hamilton throughout the year, as well as organizing our most successful “Tampa Bay Magic Day” this past May.

*Tom Vorjohan*

### **RING 179, BALTIMORE, MARYLAND – George Dency Ring**

Meets 3rd Tue., 7:30pm at Trinity Lutheran Church at 109 Main Street, Reisterstown, MD 21136  
ANDY LONDON, President / Email: [alondon@concast.net](mailto:alondon@concast.net)

November 13, 2025 at the Chestnut Ridge Church in Timonium, MD. Twenty members attended, and eight took part in the annual originality competition.

Announcements: IBM Ring 179 and SAM Assembly #6 will soon become and meet together as the Baltimore Magicians Alliance, with \$30 annual dues. One must be either an IBM or SAM member.

Annual Ring 179 Originality contest. Members performed magic or mentalism routines which other members judged on several actors, especially originality. The winner will be announced next month. This years contestants were:

1. Mike Stringer - performed a card trick where a selected card is generated from the values of two chosen cards, and the selected card is arrived at by spelling o-r-i-g-i-n-a-l-i-t-y.

2. Ken Caplan - performed a multiplying bottles routine which included a glass and a bottle switching places.

3. Jay Silverman - attempted a card trick involving several audience volunteers, and multiple cuts and shuffling.

4. Joe Bruno - performed a completely original trick using pictures he created of witch and cats, ending with a magical match. Joe plans for this trick to be part of a future one man Parade article in the IBM *Linking Ring*.

5. Eric Keenan - performed “Name Drop” by David Alnwick. Three audience members are given or select a card with one bold name and five names written in regular print. Each person thinks of one of the six names, and then reads names off the card in a random, mixed-up order. The magician divines the bolded thought of name for each audience member. The effect is sort of like a tossed out deck routine, but with names instead.

6. Joe Pachino - performed a card trick where a selected card is generated from the values of two chosen cards. The selected card is found to match a prediction card.

7. Howard Katz - had a notepad with popular songs from the 1970s written on them. A volunteer selects a song by riffling through the notepad. Howard then asks the person to think about the song, and asks a few questions, and is able to identify the song.

8. John Gazmen - (1) had a volunteer select a card, places the card back into the deck, and then stated the number location within the deck where the card would be located. John waved a magic Weiner (hot dog) over the deck as a magic wand, and did a comedy reveal. (2) John had a second card selected and signed, and returned to the deck. The signed card was eventually found in John’s pocket.

After the originality competition there were three more general magic performances:

Mason Schwartz - did a 4 card Monte with 4

different cards, in which the volunteer gets to pick which card to follow (the “money” card). The volunteer made a choice, but was not able to follow the money card, and at the end all 4 cards were revealed to be the 4 Aces.

Rick Beatty - did a trick with small posters of famous magicians, divided into two piles. After selections from the piles, the two posters selected where found to match.

Michael Worsham - performed the trick “Vanished and Gone” by Peter Duffie. Michael spread the deck showing all different cards, and asked a volunteer to think of any card they wanted to. Michael placed the deck on the table, with the faces up. He made a magical gesture over the deck, and announced that the volunteer’s card was now gone. He then asked the volunteer to deal the cards one at a time into a new pile, counting each card out loud, and to stop if the volunteer sees their thought of card. After dealing about 15 cards, the volunteer stopped, and identified their thought of card. The card was turned over to reveal the word “GONE” printed on the back in large bold letters. Michael then spread the deck to show the backs of the other cards in the deck were normal.

After member performances, President Andy London played a video of a card trick with an explanation. The meeting concluded with Ring Vice President Dave Thomen demonstrating a coin through handkerchief effect, and then conducting a raffle giveaway of some Houdini and other coins from Dave’s collection. *Michael Worsham*

### **RING 183, VICTORIA, BRITISH COLUMBIA – The Victoria Magic Circle – The Ernie Crockford Ring**

1st Tue. (Sept.-June). 7:30pm Langford Fire Hall. #1 2625 Peatt Rd. Langford BC.

RYAN STANLEY, Secretary / E-mail: ryanstanley1015@yahoo.ca  
DAVID ATTWOOD, President / E-mail: info@attwoodmagic.com

We have had a busy November and we are just halfway through. We opened the month with a joint fundraiser for the Royal Canadian Legion, Branch 91 The Prince Edward Branch. This was a brainchild of our president, Craig McKee when he heard there was a cancellation of an event which freed up the hall for an event. There were 103 guests in attendance, who all enjoyed an hour of close up at the tables, an amazing lasagna dinner and then a stage show where four of our members performed.

Our regular meeting saw 10 members and then our executive meeting where we started planning our annual banquet coming up in February.

A few of our members are keeping busy with shows and will no doubt be even busier with the upcoming Christmas season.

*Kerry Zado*

### **RING 199, RALEIGH, NORTH CAROLINA – Lee & Snavelly Ring**

Meets 1st Sat. of month, United Church, 820 E. Williams St., Apex. NC  
DAN HARLAN, Secretary / E-mail: contact@danharlanmagic.com

Website: www.raleighmagicclub.org

Whoosh! Just like that, it’s December, so here’s a gift... the reports which were due in October and November! Trick or Treat mixed with Hidden in Books, squished together like a fruitcake. Sweet and dense.

First, after a brief hiatus to earn her degree, SarahElla Harlan returns with a twisted tale of the triple-goddess Hecate. Then, Bhavishh Malkani subjects us to multiple tests of perception which we, delightfully, fail... so he changes his one-dollar bet to a Hundy. And, when a couple of cards refuse to stay in their places, he fuses them together.

Tim Dumas spirits a lock onto the stem of a wine glass. Well-balanced with a nice finish. Next, Josh shows his Chops with a coffee cup, a crumpled dollar, and a sharpie, before treating us to his terrific “Talent Show” show. (Congratulations on your win, Josh!)

Gale Molovinsky patches up a Pumpkin head with a pop, then spine-tinglingly slips discs off a rope, and pulls the sword Excaliber from stone-cold pages of a book. Paul Kokkelenberg tries every angle to get gems to match on triangular blocks. Then, Marcus Auclair makes your Mind Surf as he knows which suit you’ll name, and puts a new twist on an old 4-card trick.

Choose as you like, but Dan Harlan keeps the cash and gives us Suckers lollypops, before weaving a thread of a mythical land where all colors co-exist with freedom and equality... just a dream.

Next, Dan Breeding invokes serpent energy for the divine purpose of finding cards, and produces SOMETHING, literally. Bob Crane’s little penguin pal packs a punch playing the proper piece. P-sychic. And, Paul Syros goes to hell and back to find your card.

Mike Kaiser finds four mostly-willing participants for a standard game of Pirate, Ghost, Wizard, Skeleton with the typical results. Then, although Wayne Myers can’t get the selected card to stay in the middle of the deck, at least his phone apps spell out its name. Tricky Tony Thomas deftly demonstrates Dean Dill’s deceptive dox... uh... box.

Wayne Haarhaus taps into our imagination with three impressive paintings – Polar Bear in a Snowstorm, Black Cat at Midnight, and Explosion in a Paint Factory. Next, Sean MacBain discovers the truth trapped in a deck of cards and it is revealing. Finally, Jonathan Thai finishes the festivities with 3 Coins and a Cup... a viral favorite from the early days of the internet. *Dan Harlan*

## **RING 216, SAN JOSE, CALIFORNIA**

Meets 2nd Wed each month at the Yu Ai-Kai Cultural Center, 588 N.

Fourth St., San Jose, CA

DAVID MARTINEZ, President

E-mail: [president@ring216.org](mailto:president@ring216.org) / Web site: [www.ring216.org](http://www.ring216.org)

David Martinez was the Master of Ceremonies for Ring 216's Close Up Competition on October 8, 2025. The audience was arranged at the three tables where competitors would take turn performing, each spectator given a ballot to mark their scores and provide comments. David noted to all that this was a friendly competition and the comments would provide feedback to help the magicians improve.

In the Standard Division the first contestant was Harold De Armas, who demonstrated an ability to know the number of cards a spectator cut off and to name them. Then the youngest contestant, Ethan, produced the aces and caused them to move between a wallet and the deck.

In the Masters Division, Michael Nguyen performed a series of effects to music: an imaginary coin became real, then multiplied to two then three, then all disappeared, leaving smoke behind. Appearing bills, a cup and two balls routine, and a torn and restored photograph were done in snappy succession. Jonathan Chen did magical penetrations with finger rings and made a spectator's phone vanish. Syd Kashima made multi-colored dice transport from pocket to hand, change color, shrink and enlarge; a deck of cards changed color other than the spectator's named card.

Then Miriam al-Sultan mused on the theme of binding people together. She had cards chosen and signed from red and blue decks, tore them and restored into mixed cards made of half of each of the originals, which she handed out. Then red and yellow threads torn by a spectator were rolled together and restored into one long red-yellow alternating thread.

Yitian Liang presented a challenging ambitious card effect and then a set of Rubik's cube solutions, which he surprisingly tied in with the deck's back design. Mitch Kothe changed a card to a watch, then twice demonstrated he could predict a time of day chosen by spectators.

The ballots were tabulated in a few minutes. In the Standard Division, the winner among magicians was Ethan, while Harold won the People's Choice award. In the Standard Division, Miriam won first place, while Jonathan was awarded the People's Choice.

IBM Ring 216 of Silicon Valley meets the second Wednesday of every month. We welcome all visiting magicians.

*Gary Goldberg*

## **RING 219, LAFAYETTE, INDIANA – Bob Hurt/Ron London Ring**

1st Thu., 7:00pm, Faith Community Center, Lafayette, IN

SCOTT STARKEY, President

We started our evening by voting on our officers for the next year. The officers nominated and elected are President Scott Starkey, Vice President Jon Sexson, Secretary Benji Milanowski, Treasurer John Whitlock, and Sergeant At Arms Troy Deckard.

With our business conducted we moved onto showing each other some fun effects. Scott started the evening by having a bunch of us take a slew of cards with letters on them. The cards were mixed up thoroughly and mixed face up into face down. A volunteer decided whether to flip pairs of cards over or not. When all of the mixing was done the only cards that remained face up spelled "MAGIC".

Scott then had people draw a silk out of a bag and noted what the color symbolized. The silks were returned to the bag and with a wave, they blended together to reveal an image of Santa.

John fooled us with a great key card effect! A packet of cards were cut from a deck. A card was memorized. The packet was mixed, the deck was mixed, the cards were reassembled and there was more mixing. With everything thoroughly mixed - John read the volunteer's vibes and knew what their selected card was.

We then had a teach a trick segment. We had nine cards divided into three piles. A card was selected and memorized. The card's name was spelled and the card appeared at the end of the summoning!

Mark asked to show us a magic trick, but to give him some leeway since he was new to magic. He had a card selected and returned to the deck. He tried finding the card a few times and tabled his incorrect answers. When the volunteer thought of their card, the 8 of spades, Mark showed the mistakes were matching values and matching suits of the selected card and the selected card was in the center of the mistakes the whole time.

Scott had a small white envelope examined and then he placed it in his pocket. He had a card selected and returned to the pack. He turned the deck over and in that instant the deck switched places with the envelope. He opened the envelope to show the selected card and he went into his pocket to find the cards.

Benji had three Chinese coins threaded onto a string. One by one the coins were effortlessly plucked off the string.

*Benji Milanowski*

# ***Sign up 1!***

## **RING 234, CHARLESTON, SOUTH CAROLINA - The Low Country Conjurors**

Meets 1st Sun. of each month, 3:00 pm, Commonhouse Ale Works,  
North Charleston, SC  
GEORGE YOUNTS, Secretary  
Email: george\_younts@charleston.k12.sc.us

The usual high table was captured by Gary and George showed up with the long close-up matt. Then came Jamison, Central, Justin and Howard with his wife Beth. Central assisted George's cell phone incompetency to help newcomer David find our location and of course fearless leader Zack was there for a total of 8 members! A number we have not seen in a while!

No theme, as usual, so here is what happened: Jamison with John Bannon's OMG Super Morigami, Justin with Qualter and McGhie's Mini Book, David & Howard with 9 and 7 Card Counts, Gary with an Insane Elmsley Count, Zack with Mark Calabrese's Sign Card in Sharpie and Central with 2 ESP Effects: Predictable & another from the PM Project. George gave out club stickers, old Linking Ring Magazines and showed off his Sponge Magic Stash. Zack debuted Skinner Monte moves along with a Gemini Twins using a 10/20 Force and all red except for black twins reveal. Justin lent his Wonder Bubbles to Zack for a kid's gig and wowed with the Trick that Cannot be Explained to David. David also promised next time to bring his OffWorld deck by JP Vallarino.

Howard did a short change effect called Hornswoggled, a John Cornelius Marked card from the 1970s and very perplexing card count with fun back reveal. Rick Lax's Contact and Diamonds are Forever were George's contribution and the mentalism effect - Name Drop by David Alnwick. Jamison also did a version of Will the Cards Match by Bob King called ReMatched. And last but not least sheepish confessions were revealed by some of forthcoming order anticipation for Penguin's Black Friday Sale.

FB Page will be updated more often to keep everyone in the loop and due to the Holiday Season December will be skipped and the next meeting is January 2026 ... same Batcave, same Battime and same Batchannel. *George Younts*

## **RING 236, CHAMPAIGN, ILLINOIS - Don & Dorothy Schultz Ring**

Meets 3rd Wed., 7:00pm, (except Nov. and Dec.) at The Salvation Army,  
502 N. Prospect, Champaign, IL 61820 (and Zoom).  
KEN BARHAM, Secretary  
2318 Winchester Dr., Champaign, IL 61821 / (217) 841-5616  
E-mail: Kebabram@aol.com

The meeting opened with discussion of current and upcoming online meetings. Chris

Bontjes is looking into dates to do a club show at the VA in Danville, IL.

Chris Bontjes did a book/PDF review of the original Tarbell Course in Magic available in PDF format. This is not the book series but the original mail order course. Ken Barham gave a review of the Squid Band download and demonstrated the Rubber Band Through Pen. He promised to show some others from the video next time. Rob "The Professor" Higgins showed us his newly acquired Infinity Chalice (aluminum) and we all agreed it is nicely done.

As stated above, Ken Barham opened the Magic with Rubber Band through a Pen and through his index finger. Jason Brewer presented his Psychic Card Balls, prompting some discussion on a minor repair for it and some workarounds. Hesham Hassan showed us his Intuition. Chris Bontjes stepped up with Card Through Hankey (from Tarbell) and his variation to it. This prompted some discussion on methods to control a card to the top/bottom of the deck. Rob Higgins took the stage to present the Infinity Chalice mentioned above. Bill Pierce showed us the Proton deck with a tattoo reveal and, might I say, it was a bit nippy in there. Essen Hu joined us on zoom with his Sandwiched Queens and Bill Pierce closed us out by predicting two chosen numbers between one and one thousand.

The next meeting will be on Wed, December 17th at 7:00 PM at the Salvation Army at 2212 N. Market St. in Champaign and the topic will be Bar Magic. As usual, you can come early and meet us at Mazella's Italian Patio on First Street in Champaign for dinner, or to just hang out. I try to be there around 5:00, when they open.

*Ken Barham*

## **RING 250, FORT COLLINS, COLORADO - Presto-Digitators**

Meets 2nd Sat. of month at 11:00 a.m. at Oregano's Restaurant, 4235 S. College Ave., Fort Collins, CO 80525  
LEW WYMISSNER, President / Lewiswymisner@comcast.net  
(970) 484-7014 / Web site: [www.prestodigitators.com](http://www.prestodigitators.com)

**October Meeting:** This was well attended. We were lucky to secure the services of Dan Fleshman, who graced us with a 3+ hour lecture. Dan is a well-known close-up/restaurant magician. He's originally from St. Louis but now makes his home in Grand Junction, Colorado and has a permanent restaurant gig in Beaver Creek at the Beaver Creek Chophouse. His lecture, according to one of our senior members was, "One of the best, most comprehensive magic lectures I have ever seen, and I have been going to lectures since 1972, including close to 50 magic conventions." What set Dan's lecture apart was not only the effects he shared, but his



treatise on how he organizes his props before and during his shows. That's correct...during! As Dan performs, not only does he know where each and every effect is stored among his jacket and pants pockets, he is also re-setting and replacing each and every effect as he finishes their performances. So, he is ready and able to continue "table hopping" without any down time for resetting props. Unfortunately for other magic clubs, Dan is averse to flying. So unless he travels to your club by car, you won't get the chance to see his lecture live, although he does have several video downloads available from Penguin Magic.

**November Meeting:** The Teach-in in November was done by Lew Wymisner (The Great Loudini) who spoke about ideas he has formulated regarding The Tossed Out Deck. One of his thoughts was having a spectator from the audience able to "predict" the so-called freely thought of cards by three members of the audience, where each card thought of is actually different, with no cards being the same. Another idea was using the Jumbo Princess Card Trick as a sort-of Tossed Out deck, without tossing out the cards. He went over a specific patter he had come up with for this effect. The performance part of the meeting: Tim Pendergast (Tim Foolery) showed an effect he learned from David Parr called Coincidence. Brian Hallisey performed a Two-Card Monte. Baxter Dunn performed a Tim Wissemann version of Color Cube with a large die. CJ Adams showed an effect he called Only the Half of It. Mike Frey showed an effect he was working on with Jumbo Cards and a "one-ahead" principal. Gary Erickson performed his latest updated version of Daryl's Cross of India, using large dollar size coins of different colors. Neil Holstein performed a well-rehearsed version of the Ambitious Card. Doug Zimmerman finished the meeting and showed how to make a Bicycle Card box into a changing card box.

*Lew Wymisner*

### **RING 258, LEESBURG, FLORIDA – The "Magic Ian" Ring**

4th Thu. at 7:00 pm, in the Ball Room of the Lake Square Mall, Leesburg, FL 34748

ROGER L. REID, Secretary / (321) 945-7500

E-mail: rogerreid1114@gmail.com / Website: www.Ring 258.com

President David Lyons opened the meeting with a review of Good & Welfare. April Malara, Dave McCoy and Ezra Rohweder all had health issues. The Secretary sent Get Well cards. Dave and Karen Lyons will be performing at Kirby Farms Christmas Train, in Williston, FL, every weekend from now until Dec. 27. Our Ring Holiday Party is scheduled for Mon., Dec. 29 at The Golden Corral buffet in Eustice, FL. There will be a Magic performance and the usual Wild Gift Exchange.

The Ring will pay the management of the Mall, for the use of the meeting room each month, by performing 4 times next year. Stage and or Close Up may be options.

Elections for Ring Officers for 2026 were held tonight. Winners were: President – Andy Rohweder, Vice President – David Ginsburg, Secretary – Roger Reid and Treasurer – Karen Lyons. Pres. And VP are already looking into making visits to local schools and theatre groups.

The after-meeting entertainment was Four Corners. Four Magicians performed and taught while all other members rotated from corner to corner. Sandy Schwartz did "4 Same Cards" and "The Wrong Cards". David Lyons taught a "Prediction" using a Friction Pen. Everyone wanted one! He also showed a coin sleight and a card effect. Jeff Arnold showed "Mini Massel Tube" (handing one to each attendee) "Cut and Restored Butcher Rope", a "Silk Production", "Palmo", "On and Off Ring" and "The Princess Card Trick". George Drake rounded out the performers with "Space X Cooking Demo" and "Space X Eye Test. After 4 rotations we said Good Night, see you at the Holiday Party.

*Roger L. Reid*

### **RING 265, LONDON, ONTARIO, CANADA – London Magicians Guild**

Meets 2nd Wed., Labatt's Engineering Bldg. unless otherwise notified.

MARK HOGAN, Secretary

October's meeting was the third meeting for one of our guests, so it was time for his performance to become a club member. And what a performance it was!

Peter Skells started off by placing a Sharpie inside a Coke bottle and making it levitate! He followed that up by having 3 cards selected and lost in the deck, yet he found them with a simple spread of the cards! Finally he built 6 piles of cards and had a card selected from each pile. Even with the cards lost and the piles haphazardly put back together, Peter found all the selections! Congratulations on being our newest member, Peter!

Mark Hogan got everyone laughing by performing Dani DaOrtiz's "Or Not" where a deck is mixed however a spectator wants, and yet when 3 selections are reversed in the deck and the deck boxed, he was able to divine the selections! He also showed Jon Armstrong's Orbs of Power, a nice Oil and Water effect where piles of red and black cards stay together despite the piles moving around.

Peter Mennie asked for suggestions on his alternative approach to the Silk & Egg routine, but using a ping-pong ball bouncing ball which changed to a bouncing ball.

Andrew Olmstead and Leo Martins shared their “Trick without a name – yet!” - a two-person divination effect they’ve been working on, where Leo was able to divine a freely selected card while seated far away from the spectator doing the selection!

And Scott Hood did a presentation where he produced a white handkerchief from inside a red handkerchief, then made it vanish! He performed this effect last month while on vacation in Tanzania, to a large group of local people that not only spoke no English (requiring a translator), but also had never seen a magician before in their lives! What a moment!

Thanks again to everyone for coming out and sharing their magic! *Mark Hogan*

### **RING 273, CANBERRA, AUSTRALIA - Oliver Ring**

Meets 3rd Thur., 7:30pm at the Burns Club  
PETER FOSTER, Secretary  
Email: pfooster@pcug.au

A fun meeting this month. There were four of us: Simon Stacker, Chris Donohue, Phil Bevan and me.

Simon started off with a card trick. He showed a card that was folded up and held by a paperclip. A card was selected, signed and lost in the deck. Then the magician unfolded the clipped card - it was the signed selection! Very nice. Simon also did this for the good people at the club’s reception. He had a bit of luck when the card they chose happened to actually match the folded up card, which gave him an extra climax. This was Paperclipped by Jay Sankey.

Chris followed with a book test. A spectator thought of a number and randomised it a bit more to get a page number. The spectator went to that page in a book and noted the symbol next to the page number. This symbol matched a prediction. The book was *Tricky Nick* by Nicholas J. Johnson, who, many years ago, was a member of this club.

Chris continued with a small velvet bag and a large die. There were several vanishes and reappearances. A nice variant on the egg bag. This was Grumbag.

Simon followed with a card trick. A card was selected and lost in the deck, then 2 jokers were examined by the spectators. The jokers were placed face up on top of the deck. With no moves, the jokers were spread. They now had a card between them - the selection. This was *Monkey in the Middle*.

This inspired Phil to do an old favourite, *Smiling Mules*. Two jokers were placed face up on the deck. A spectator named a card and the magician claimed that the named card would appear between the jokers. The deck was spread and ... the jokers were now the top and bottom

cards, so the entire deck was between them. Funny, and the magician claimed that he had technically done what he said he would do. But then the deck was spread again. This time the jokers were in the middle, with a single card between them - the named card.

Phil then did an ESP matching effect. This used some homemade cards that were mostly a solid colour, decorated to look like Christmas presents. One set was mixed and place face down, then they were covered by the others, with the spectators deciding where to place them. Then the pairs were turned up, to show that they all matched. This was a homemade version of *Color Sync* by David Jonathan.

Phil then did one that can be used to close a stage show. He held some bunches of flowers. The flowers vanished and he was holding a large banner that said “THE END”. The banner was shown front and back, the flowers were nowhere to be seen.

Phil finished with a bit of mind reading. On a small bit of paper he drew a circle to represent his thoughts. Then he drew an intersecting circle to represent my thoughts. I then wrote something in the intersection of these circles, being the place where our thoughts could cross over. The paper was then torn up and destroyed, but the magician successfully divined what I wrote. This used a centre tear.

We finished at that point. Next meeting is on 18 December, with the totally unsurprising theme of Christmas magic. *Peter Foster*

### **RING 313, ORANGE COUNTY, CALIFORNIA – The John Fedko Ring**

Meets last Tues. of the month, Irvine Valley Water District,  
15600 Sand Canyon Ave., Irvine.,  
ALAN HANSON, Secretary  
Email: AlanHanson15@gmail.com  
Web site: [www.ring313.org](http://www.ring313.org)

John Ghaseri performed the “Tossed Out Deck”, a classic mentalism magic trick where a rubber-banded deck of cards is tossed into an audience, allowing several spectators to secretly peek at a random card and remember it before tossing the deck to the next person. Ghaseri then miraculously revealed each thought-of card.

Kevin Brown as his alter ego “Profundo”, and Annemarie Ross (appearing as “Hattie Rose”) performed together and individually throughout the evening. Mind-reading and spirit conjuring featured prominently. Objects moved mysteriously on their own. In one, Annemarie correctly matched various five unseen personal items to their correct owners’.

Profundo introduces the audience to the mummified hand of Madame Clarette who he believes retains the power to send Tarot card

images to a receptive mind. After three volunteers place their secretly chosen Tarot card unto Madam's mummified palm. Profundo was able to identify each of the 3 cards telepathically.

For Profundo's 2nd act several artifacts associated with serial killer H. H. Holmes (believed to be haunted) are used to draw in a lost spirit of a Holmes murder victim. Then with the help of an audience member, Medium Hattie Rose and the psychic energy of the crowd this lost spirit is released from the grasp of Holmes and freed to continue her ghostly journey.

Neil Katz had a selected card pierced mid-air with a knife which he threw through a flurry of cards and landing solidly into a book bravely held by that same card choosing volunteer.

Cliff Grestman recreated a Houdini straight jacket escape and setting his own personal time record.

Nick Baker, performed as beloved television magician "Uncle Nick." Baker began with "Rope through my neck." Nick comically produced a "can of mosquito repellent." A rubber band placed around that can was pulled through the metal canister. Next a rope visually penetrated through his waist.

Nick's finale started with examined glass cups, one was placed on the table. The second empty glass and a sheet of green paper mysteriously produced a full cup of milk midair which was poured into the empty container on the table.

Scott O'Connell closed the evening with a charming, comedic routine featuring Spectrum by R. Paul Wilson, beginning with a playful entrance in his leprechaun costume that immediately drew the audience in. What started as a simple color-changing deck premise unfolded into a clean three-phase revelation—the mixed deck righted itself, the selected card became the lone odd-backed card, and finally the entire deck transformed. Scott's blend of humor, storytelling, and expert handling made for a delightful and memorable finale. *Alan W. Hanson*

### **RING 324, MIDDLETOWN, OHIO – Middletown Magic**

Meets 1st. Fri. 7:00 pm, Tytus Avenue First Church of God, 3300 Tytus Ave., Middletown, Ohio 45042  
LARRY HOLLINGER, Secretary  
4515 Northglan Court, Englewood, OH 45322 / (937) 836-4359  
E-mail: IBMRing324@aol.com

On the first Friday of December, we had our Christmas Party. With the help of Larry and June Taylor the Ring provided the entrée – turkey and ham. The rest of us brought other food and we had a wonderful feast. President Larry Taylor officially welcomed all 17 of us. It was great to see some familiar faces (Ian Adams and Sonia Lakes) and some new faces (visitors

Richard Russeth and Dustin Abbott). Upon signing in, everyone received a raffle ticket. We raffled off twelve sets of items.

Time for MAGIC! Our featured entertainment for the night was Magic Dave Davis. Dave gave us a fun filled performance. Honestly, I got so caught up in the performance that I didn't write down the tricks like I usually do. I do remember his gripping "Hook" routine– a 3 pronged fishing hook in his mouth with 4 strings. Volunteers select and pull 1 string at a time. Nerve-racking.

SO, if you are ever in Middletown, Ohio the first Friday of the month, please stop by and join us. From Ring 324 – The Friendliest Ring Around. *Larry Hollinger*

### **RING 334, MYRTLE BEACH, SOUTH CAROLINA – Grand Strand Magicians Society**

Meets 1st Thu., 7:00 pm at the Southatlantic Bldg., Unit C, 908 Seaboard St., Myrtle Beach, SC  
GERRY THOMPSON, Secretary  
[www.sandyshoesentertainment.com](http://www.sandyshoesentertainment.com) / (843) 650-0767

Guess what guys, I made it to a meeting! Tonight we started off with a Charles Dickens Ceremony. At the bottom of the stairs to the Magic Loft we signed in and stated what we wanted to improve on in the coming year, this was the first ghost. At the second ghost, we were tested by the bell to see if we had the Christmas Spirit in us, if it rang we passed to the third ghost. At the third ghost, we were given a piece of paper to write something we wanted to leave in the closing year. Vlad performed a fire ceremony where we burned the paper and said "I release you", letting go of our negative influence. Next, Vlad spoke about the East Coast Spirit Conference that is coming up. Next, Michael Bairefoot told us about the theater he will be opening soon. He will be doing shows, parties, magic camps, and lessons. We wish Michael much success with this endeavor. Michael showed us some fine work with a popular magic set item, the sponge balls. Dave Tanner showed and talked about the first magic set he got as a child and the same thrill he got when he found another one for his collection. Greg Holt, Charles Graham, Gene Voshell, and Michael Bairefoot spoke about sets they had as a kid. It was very interesting to hear about these sets. I can only imagine the excitement they felt when they got them for Christmas. Now it was time for a break for some delicious soup.

Magic Time! The theme was magic from magic sets. Yours truly, Dale Rabon, was up first and did the classic, (plastic) cups and balls. Liam Schuster had a glass filled with sugar. After covering the glass with a tube, the sugar turned into candy when he lifted the lid. Dave

Tanner covered his arm with a cardboard tube and pushed spikes through the tube and his arm. It was a very startling and convincing illusion. Paul McTaggart followed. A top hat and wand were on the table. Picking up the hat he pops it open, waves the wand over the hat and produces an abundance of flowers. Very nice production. Here's Jonathan Cox! He tossed Charles an invisible deck and had him choose a card and turn it upside down and put it back in the deck and toss the deck back to Jonathan which turned visible in mid-air. Opening the deck, Jon spread through the cards and found the upside down card which turned out to be Charles' card! To follow up, Jonathan did a card to wallet. Both well done. It was a fun evening. Please join us when you are at the beach, we'd love to see you.

*Dale Rabon*

### **RING 398, APPLETON/GREEN BAY, WISCONSIN – Dr. Lynn Miner Ring**

Meets last Tue. except Dec., 6:30 p.m., email for location.

RICK MOREIN, Secretary

E-mail: [rmorein497@gmail.com](mailto:rmorein497@gmail.com)

Our November meeting's theme was Box Night where we performed illusions with everything from card boxes to bottles and other containers.

Marv Roth started us off with a front table, teaching us how to do his 3 coins to card box trick. It was, of course, a clever gaff, and Marv generously gave each attendee a hand-built version.

Our namesake, Dr Lynn Miner, shared a clever coin-in-bottle routine, using a technique that Michael Ammar had shared with him.

President Daryl Rogers then shared how he

combined his Color Cube mind reading effect with a Zombie gimmick to put together a unique and entertaining routine.

Next up was Secretary Kevin Koehne, performing an entertaining piece featuring an Egyptian box engraved with an image of the goddess "Fedexis", who 'delivered' a selected card by making it rise out of the box!

Treasurer Tal Kuhn then shared his Nothing Box routine. He showed us an empty pill box, but when he put the cover on and shook it, you could hear something inside. He then handed out the box, and it was completely empty!

Sergeant-at-Arms Michael Schroeder then shared an interesting marketing tool for the new "Now You See Me" movie. It is a popcorn box that is built as a nice production box! Michael shared a routine with it where he produced a symphony of silks.

The final performance was by Vice President Rick Morein. He performed a routine that he had performed on a local TV morning show – Signed Coin to Locked Metal Box. He shared with us the construction of this beautiful Joe Porper creation.

For the closing of the evening, our back table was presented by Scott Hanneman. He shared a review of the book "Practicing the Art of Magic" by Clemens Ilgner. He gave it a high rating and recommended it to anyone looking to improve their magic practice.

A final, impromptu discussion ensued as to what effects were appropriate for seniors – with a lot of wonderful suggestions from the entire crew.

All in all a successful meeting, with a lot of camaraderie and magic!

*Kevin Koehne*

## ***Submitting Ring Events***

News of your Ring Events published in *The Linking Ring* lets magicians around the world know about your Ring's activities and gives members international exposure.

How to submit news of your Ring's special activities? Submit your article as a Microsoft Word document, and send photos as medium- to high-resolution jpegs. Please do *not* embed your photographs in a Word document. Attach them as separate jpegs or in a Zip or Stuffit file. *Photos embedded in Word documents cannot be used.* We recommend taking lots of pictures and submitting *only* your very best photos.

Special activities, such as shows, banquets, conventions, or community fundraising projects sponsored by your Ring are considered Ring Events and should be e-mailed to Lauren Jergensen at [ringreports@magician.org](mailto:ringreports@magician.org). Type "Ring Event" as the e-mail subject.

**Please note:** Write-ups of your monthly Ring meetings are considered Ring Reports and should also be e-mailed to Lauren Jurgensen at [RingReports@magician.org](mailto:RingReports@magician.org).



## NEW APPLICATIONS AND REINSTATEMENTS

SEND DUES, CHANGE OF ADDRESS, AND APPLICATIONS TO:

### I.B.M. HEADQUARTERS

13 POINT WEST BLVD.,  
ST. CHARLES, MO 63301

### FEBRUARY 29 NEW MEMBERS

LANTKA, IAN, Gilbert, AZ  
BATESOLE, BRAD, Santa Barbara, CA  
GOMEZ, DAVID, Santa Rosa, CA  
MURRAY, CHRISTOPHER, Emeryville, CA  
SKALE, ANDREW, San Diego, CA  
VALDIVIA, EROS, Discovery Bay, CA  
WEISS, MARK, Lake Forest, CA  
BIALOWAS, STAN, Hockessin, DE  
ALBARRAN, KEVIN, Poinciana, FL  
GARCIA, JELYSO, Hialeah, FL  
KAUTH, JOHN, Augusta, GA  
ETTEN, NOAH, McHenry, IL  
FISHER, MICHAEL, Crystal Lake, IL  
METZGER, MARK, Aurora, IL  
SOWIZROL, KEVIN, Chicago, IL  
WADDICK, BRIAN, Chicago, IL  
LOGSDON, JOANNA, Louisville, KY  
MARKO, CLIFFORD, Royal Oak, MI  
SMITH, JEFF, Rochester Hills, MI  
DESROSIER, MARY, Chesterfield, MO  
GANSNER, KAI, St Louis, MO

LEMMA, ELIZABETH, St Peters, MO  
MCMAHON, BOB, Warwick, PA  
WEST, SHAWN, Knoxville, TN  
LAVELLE, JONAH, Washington, UT  
GORIA, DENNIS, Toronto, Canada  
PETERSEN, CLAUS, Sakskobing, Denmark  
ORLOV, ARTEM, Arzamas, Russia  
ANDRONOVA, ANNA, Barcelona, Spain

### 12 REINSTATEMENTS

MILLER, SHAWN, Vilonia, AR  
ROMERO, ANDREW, Tucson, AZ  
CULLEN, SEAN, Sarasota, FL  
VO, DINH, Riverview, FL  
MCKNIGHT, JAMES, Bagdad, KY  
BARCELONA, STEVE, St Peters, MO  
CLAYTON, MICHAEL, Southaven, MS  
RICKETTS, RICK, Farmington, NM  
TERELMES, DANIEL, Wynantskill, NY  
BOLES, GREGG, Englewood, TN  
HOLMLIN, REX, Williamsburg, VA  
ABDULLAH, BAHARUDIN, Singapore, Singapore

## I.B.M. YOUTH TRIVIA CONTEST RULES

*(Continued from page 54)*

Send your answer on a single sheet of 8½" x 11" paper. Answers must be typed or legibly handwritten. Include your name, mailing address, telephone number, and I.B.M. membership number. Make your answers as complete as possible. *These questions are not designed to be easily Googled. We recommend that you ask the senior members of your local Ring to help you come up with the answers.*

**Contest Rules:** You must be a Youth Category member of the I.B.M. in good standing and not have reached your eighteenth birthday on or before the date of the postmark of your response.

The Youth member who supplies the correct answer will receive a valuable gift package from one or more of the world's best magic shops. In the event more than one correct answer is received, a drawing will be held to determine the winner. Results will be published in *The Linking Ring*.

To allow enough time for mail from international members to reach us, we will announce the winner and answer in the third issue after the question runs. For example, May's answer and winner will appear in the August issue. **For more information, see page 54.**

## *Answer to Pictures from the Past* – from page 12

Russell William Walsh was born in Cleveland, Ohio, on May 14, 1894. Before Russ was a teenager, he was introduced to magic by one of his father's oil business clients. The effect he was shown was a simple effect that sparked young Russ to want to learn more. When master magician Harry Kellar came to town to perform, Russ's father took him to see one of the shows. From that point on, other than schoolwork and chores, Russ's outside interest was learning how to perform magic tricks. From grade school to college, Russ continued to expand his interest and repertoire of magic effects after he left Cleveland and settled in Illinois. He took magic lessons while he was going to college and entertained his classmates with card and other tricks he had learned. He used the college and local libraries to research anything they had related to magic, and sent away for magic catalogs to find tricks he could try out on his friends.

While living in Elmhurst, Illinois, he married Sarah Douaire in 1916. At that time, he was working for Standard Oil Company in Chicago, Illinois. As good fortune would have it, Russ was working in the same building as Herman S. Paine's Chicago Magic Company. Having the magic shop just a few doors down must have given Russ even more incentive to go to work every day. In the same year, Russ came up with an idea for his own performance as well as others. Instead of using a wand, he created the "Walsh Fountain Pen" that could be used during performances as well as performing card in an orange or lemon. Other tricks became synonymous with products made by Russ like his "Hat and Cane to Table" and "Multiplying Match Box," as well as a billiard ball production.

While Russ was visiting his favorite magic shop, located a few doors down from his office, H. S. Paine showed him a collapsible metal cane and cap top that he received in the mail from Harlan Tarbell. Paine had no trouble selling the canes to magicians looking to have a new effect for their show. Russ had an improvement that he wanted to try. With a little tweaking, he came up with the "Walsh Vanishing Cane to Silk." He also started to sell the "Walsh Cane Production." These effects were popular when they first came on the market and have since become staples in magic stores and performers' inventories. Over the years, they've also become standard props in theatrical productions, corporate tradeshows, television shows, and movies. Russ may not have invented the original concept of the vanishing cane, but his improvements made it one of the most popular magic props of all time.

Russ performed at conventions and magic club meetings while maintaining his full-time job with Ewald Iron Company. In 1931, he presented his magical golf act, aptly named, "The Golfer's Nightmare," at a meeting of his local magic club. The act was a magician golfer's dream from start to finish. Russ entered on the stage with a wheeled golf bag in tow. The clubs would appear, disappear, float, and change into pool cues and canes. Golf balls would multiply and change color. At the end of the act, the golf bag changed into a fully stocked bar with a sign that read "19th Hole." Russ would exit the stage as the audience applauded his inventive act. The golf act continued to change and improve over the years. Russ would come up with added ideas that he would put into the act like an over-sized production cane that looked like wood. He also had a golf club that he would put inside a rolled-up newspaper before vanishing it. He presented the act at SAM's fourth annual conference at the Hotel Statler in Detroit, where Johnny Platt, Nate Leipsig, T.



Nelson Downs, Al Saal, Eugene Laurant, and Dr. Harlan Tarbell also performed.

In 1942, Russ was living with his family in Glen Ellyn, Illinois, where he served as the vice president of the Ewald Iron Company in Chicago before leaving to open his own supply company for railroads. Around this time, he presented a different type of production to Abbott's Magic Company in Colon, Michigan, and they began to create and promote the effect. Russ designed spring bills that were similar to the more common production spring flowers. The bills were great for production loads, bill catching, and worked well if you were performing the "Miser's Dream" effect. In the mid-1940s, Francis B. Martineau wrote *Walsh Cane Routines* that included forty routines using the Walsh Vanishing Cane. In 1950, Russ advertised his production of George Coon's "Cane to Parasol" in a number of the magic magazines. You could purchase any of Russ's products by writing to him at his home in Chicago or you could find the products at the local magic shop. Russ started selling his new "Production Table" in the early 1950s. You could produce it from a newspaper, or a foulard, or a magazine. It was up to your imagination of coming up with a method of producing this useful convenient prop (years later, comedy magician Mike Caldwell made the Walsh table a part of his routines). Another product Russ put out was the rubber top hat. The top hat could be produced from a small hat box, a paper bag, or almost anywhere. There was also his "Breakaway Golf Club" that made its debut around the same time. This was a perfect emcee effect or opening for an act. You could produce the club from silks, a newspaper, or if you worked it out right, you could produce it from your coat. There was one effect Russ produced but it didn't really make a mark with the magicians, and that was in 1959 when he put out a production wand. He thought it would catch on like his appearing cane, but the sales were lower than he expected. They're now considered a collectible.

In 1965, Russ was in a car accident just outside of Chicago and near his workshop. He worked at his shop anytime he could to produce and fill the many orders he would receive from customers and magic shops. When the news got to a few of his friends, they in turn mentioned it to a few of the publishers of the magic magazines. He walked away from the accident with fractured ribs and a few cuts and bruises. By the late 1960s, Russ was having circulatory problems and could no longer attend meetings or conventions, nor attend to his customers. Russ's health declined and he was transferred from a hospital to a care facility in 1970. After a long illness, Russ Walsh passed away on May 29, 1971.

Russ was a member of the Chicago Conjurors Club (now Chicago Assembly No. 3 of SAM) and served as the national president of SAM from 1921-1922. He joined the I.B.M. in 1926 and served as the organization's President in 1949. Russ will be remembered as an approachable person who stood by his ethics and was willing to assist his fellow performers

*Gary R. Frank*

## ***Sign up 1!***

The more members we have the more we can do to advance magic and serve you.

## ***Marketing Magic*** – from page 59

gained a major paid library program because I was “not just a magician.” I was a published author! And selling your books in the back of the room can provide additional profit from your show. It puts your name and contact information in the hands of people who are already fans of your magic show, which means they might want to hire you for future events.

### **My Latest Book**

In January, we had a fantastic Book Launch Party for my latest book, *I Want to Be Like Houdini!* It’s one of the first of what I am sure will be an avalanche of new books about Houdini this year, the centennial of his untimely death on October 31, 2026. Yes, Houdini really did die on Halloween, at the age of fifty-two – the number of cards in a deck of playing cards (not counting jokers). Ironically, Houdini called himself the “King of Cards.”

My book is a collection of previously unpublished stories of activities, products, and events inspired by the most famous magician in history. Autographed copies of *I Want to Be Like Houdini!* are available at [www.magicwordspress.com](http://www.magicwordspress.com).

### **The Bottom Line**

I love books! What books have made a difference in *your* life?

Share your stories and ideas: [kent@kentcummins.com](mailto:kent@kentcummins.com).

Listen to “Tales from the Fantastic Magic Center” at [www.fantasticmagiccenter.com](http://www.fantasticmagiccenter.com). There’s a new episode every Monday morning at 8:00 a.m. CST.

## ***Had a Brief Lapse in Your Membership? Consider the Reinstatement Option.***

Over the years, some I.B.M. members have allowed their active membership status to lapse because their dues were not paid. Provided that the lapse of membership is relatively short, not exceeding three years, the person may have his or her membership status *reinstated*, provided that a full payment is first made for all back dues owed. A reinstatement restores the original membership, as though the lapse never occurred, and the member’s “continuous membership” span is not interrupted. Therefore, a reinstated member does not lose his or her “credits” toward induction into the Order of Merlin, which requires twenty-five or more years of continuous membership. Note, however, that only one such reinstatement may ever be considered for the purpose of adjusting a member’s Order of Merlin eligibility.

If you have had your membership status properly reinstated following a short period of inactivity as described above, then your “continuous membership” span is not considered to have been interrupted. And if you have had such a short lapse in your membership *at any time in the past*, you still may have those lost years (up to three) reinstated upon repayment of all back dues owed. You are encouraged to reinstate your lost years, especially if they may hasten your induction into the Order of Merlin.

If you have any questions concerning the above, please contact our International Executive Secretary, Sindie Richison at [office@magician.org](mailto:office@magician.org).





# INTERNATIONAL BROTHERHOOD *of* MAGICIANS

INVITES YOU TO OUR 97<sup>th</sup> ANNUAL MAGIC CONVENTION

## Gateway to Magic

Join us in the Gateway City  
for four unforgettable days  
of world-class magic.

There's nothing quite like the I.B.M.  
Convention – where magicians  
from around the globe gather not  
just to watch, learn, and compete,  
but to reconnect, celebrate, and  
grow together.

★ Inspiring lectures from top  
international performers

★ Unforgettable  
evening shows

★ Celebrating Order of Merlin  
members with special events

★ Camaraderie  
to last a lifetime

★ Incredible Youth program  
supporting the future of magic

★ An electric  
dealer's room

★ Hosted at the  
Marriott St. Louis Airport



JULY 22 *to* 25, 2026

ST. LOUIS, MISSOURI

*Early Bird Rates at* [IBMCONVENTION.COM](http://IBMCONVENTION.COM)

# An EDF Classic Reprint Professor Hoffman's Modern Magic

The International Brotherhood of Magicians proudly presents a stunning new EDF hardcover reproduction of Modern Magic by Professor Hoffman — the book that taught generations of magicians.



Beautifully bound in deep blue with gold-embossed detailing, this exquisite edition restores every word and illustration of the 1876 classic in its original typeset — meticulously scanned and refined to remove blemishes for a crisp, elegant reading experience.

This I.B.M.-exclusive release also includes a new section detailing the significance of this historic volume and its enduring legacy within the world of magic.

More than a book, this is an instant collector's item. With a highly limited print run, once they are gone, they will not return.

\$50 to I.B.M. Active Members;  
\$65 to Non-Members,  
Free to Life Members

Available for purchase  
at [Magician.org](http://Magician.org) then click on  
Store in the top nav bar.

