

**DECEMBER 2024 LABOR MARKET REVIEW**

# TABLE OF CONTENTS



Page 3 – Board of Directors

Page 5 – Highlights of the Labor Force

Page 9 – Employment by Sectors

Page 14 – Unemployment Claimants

Page 18 – HerForce



# Board of Directors

## Board Chair

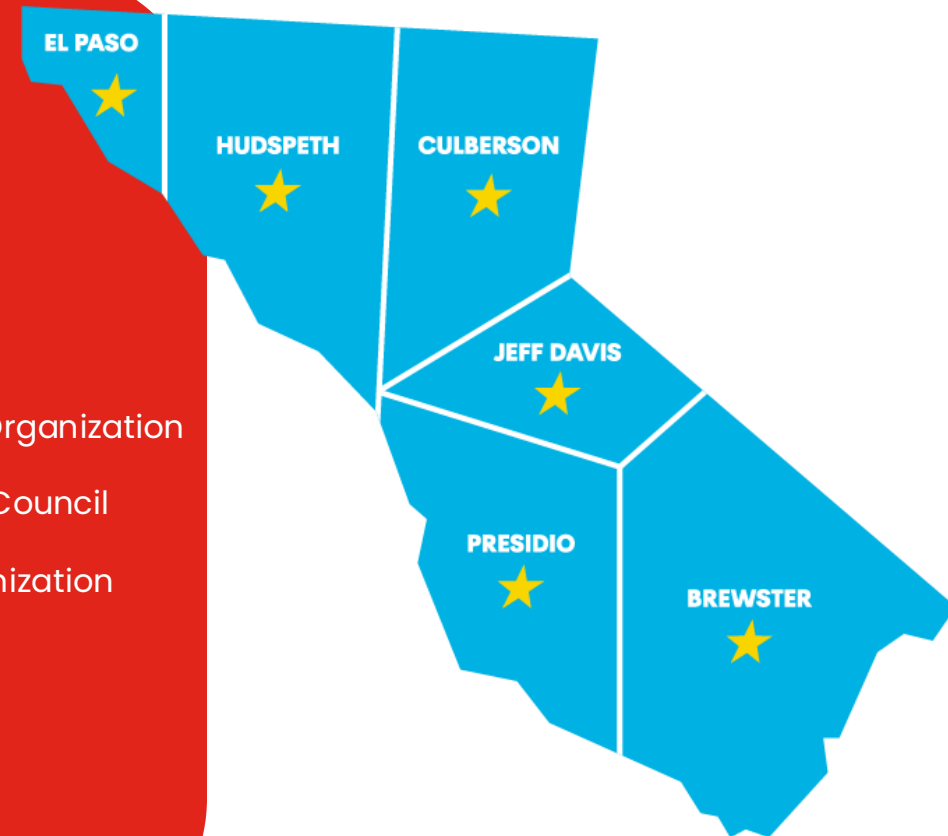
**Bobby Blanco, Private Sector**

## Vice Chair

**Ruben Torres, Private Sector**

Dr. Armando Aguirre, Public Education  
Robert Alcalá, Vocational Rehabilitation  
Dr. Carlos Amaya, GED  
Satish Bhaskar, Public Assistance  
Ruben Chavez, Private Sector  
Chrystal Davis, Community-Based Organization  
Dan Dunlap, Private Sector  
Ernestina Fautleroy, Private Sector  
Michelle Fenton, Private Sector  
Eduardo Garcia, Economic Development  
Art Garza, Private Sector  
Bob Gear, Public Employment

Christina Gonzalez, Private Sector  
Leonard Goodman III, Private Sector  
Luis Hernandez, Higher Education  
Randall Kinzie, Private Sector  
Ruby Maldonado, Private Sector  
Elizabeth Moya, Community-Based Organization  
Mary Jo Ochoa-Hernandez, Literacy Council  
Mica Short, Community-Based Organization  
Frank Spencer, Private Sector  
Adam Valdez, Organized Labor  
Emma Wollschlager, Private Sector  
Melissa Zamora, Private Sector



# Board of Directors



To our members,

We are pleased to present the Labor Market Review that examines how the workforce area performed during **December 2024**. We are incorporating unemployment insurance claimant data to provide perspective on the ongoing pandemic effect.

The information presented in this newsletter was gathered from federal and state sources and pertains to the El Paso MSA, the Workforce Solutions Borderplex region, and the City of El Paso.

We look forward to performing to your highest standards in communicating pertinent information regarding the workforce as it relates to our objectives at WSB.

If there is additional information that you would like to see presented here, please send your comments and suggestions to:

[kandolite.carson@borderplexjobs.com](mailto:kandolite.carson@borderplexjobs.com)



# HIGHLIGHTS OF THE LABOR FORCE DECEMBER 2024

## THE BORDERPLEX REGION

- THE LABOR FORCE DECREASED BY 362 FROM THE PREVIOUS MONTH
- THE NUMBER OF EMPLOYED INDIVIDUALS INCREASED BY 1,979 FROM THE PREVIOUS MONTH
- THE NUMBER OF UNEMPLOYED INDIVIDUALS DECREASED BY 2,341 FROM THE PREVIOUS MONTH

## EL PASO, TX MSA

- EL PASO, TX MSA UNEMPLOYMENT WAS AT 4.0%, WITH A TOTAL OF 15,655 UNEMPLOYED INDIVIDUALS
- EL PASO, TX MSA ADDED 5,500 NONFARM JOBS SINCE DECEMBER 2023
- EL PASO, TX MSA ADDED 1,400 NONFARM JOBS FROM THE PREVIOUS MONTH

## RURAL COUNTIES (BREWSTER, CULBERSON, JEFF DAVIS, HUDSPETH, AND PRESIDIO COUNTIES)

- THE LABOR FORCE DECREASED BY 103 FROM THE PREVIOUS MONTH
- THE NUMBER OF EMPLOYED INDIVIDUALS DECREASED BY 28 FROM THE PREVIOUS MONTH
- THE NUMBER OF UNEMPLOYED INDIVIDUALS DECREASED BY 75 FROM THE PREVIOUS MONTH



# NOTEWORTHY IN DECEMBER 2024 (Non-Seasonally Adjusted)

		December 2024				November 2024				December 2023			
		Labor Force	Employment	Unemployment	Rate	Labor Force	Employment	Unemployment	Rate	Labor Force	Employment	Unemployment	Rate
Texas	State	15,591,398	15,012,362	579,036	3.7	15,620,707	14,965,379	655,328	4.2	15,090,824	14,564,917	525,907	3.5
El Paso	MSA	394,941	379,286	15,655	4.0	395,223	377,288	17,935	4.5	382,795	368,251	14,544	3.8
Borderplex	WDA	405,070	389,070	16,000	3.9	405,432	387,091	18,341	4.5	392,429	377,541	14,888	3.8
Brewster	County	4,774	4,645	129	2.7	4,819	4,653	166	3.4	4,479	4,357	122	2.7
Culberson	County	1,347	1,320	27	2.0	1,347	1,315	32	2.4	1,249	1,219	30	2.4
El Paso	County	393,027	377,436	15,591	4.0	393,286	375,429	17,857	4.5	380,936	366,457	14,479	3.8
Hudspeth	County	1,914	1,850	64	3.3	1,937	1,859	78	4.0	1,859	1,794	65	3.5
Jeff Davis	County	954	922	32	3.4	966	925	41	4.2	929	904	25	2.7
Presidio	County	3,054	2,897	157	5.1	3,077	2,910	167	5.4	2,977	2,810	167	5.6
El Paso	City	327,221	314,938	12,283	3.8	327,464	313,263	14,201	4.3	317,236	305,777	11,459	3.6
Socorro	City	16,367	15,674	693	4.2	16,398	15,591	807	4.9	15,914	15,218	696	4.4

# NOTEWORTHY IN DECEMBER 2024



**4.0%**  
EL PASO  
MSA  
UNEMPLOYMENT  
RATE

El Paso  
4.0%

Hudspeth  
3.3%

Culberson  
2.0%

Jeff Davis  
3.4%

Presidio  
5.1%

Brewster  
2.7%

**TEXAS 3.7%**



# AVERAGE WEEKLY WAGES

(2<sup>nd</sup> Quarter 2024)

## Average Weekly Wage (2nd Quarter 2024)

	Q2 2024	Q1 2024	Q2 2023	Quarterly Change	Yearly Change
Borderplex	\$954	\$976	\$915	(\$22)	\$39
Texas	\$1,381	\$1,540	\$1,321	(\$159)	\$60
USA	\$1,390	\$1,527	\$1,332	(\$137)	\$58





# WHERE DO WE WORK?

The three Super Sectors with the **GREATEST** employment for the El Paso MSA in December 2024 were:

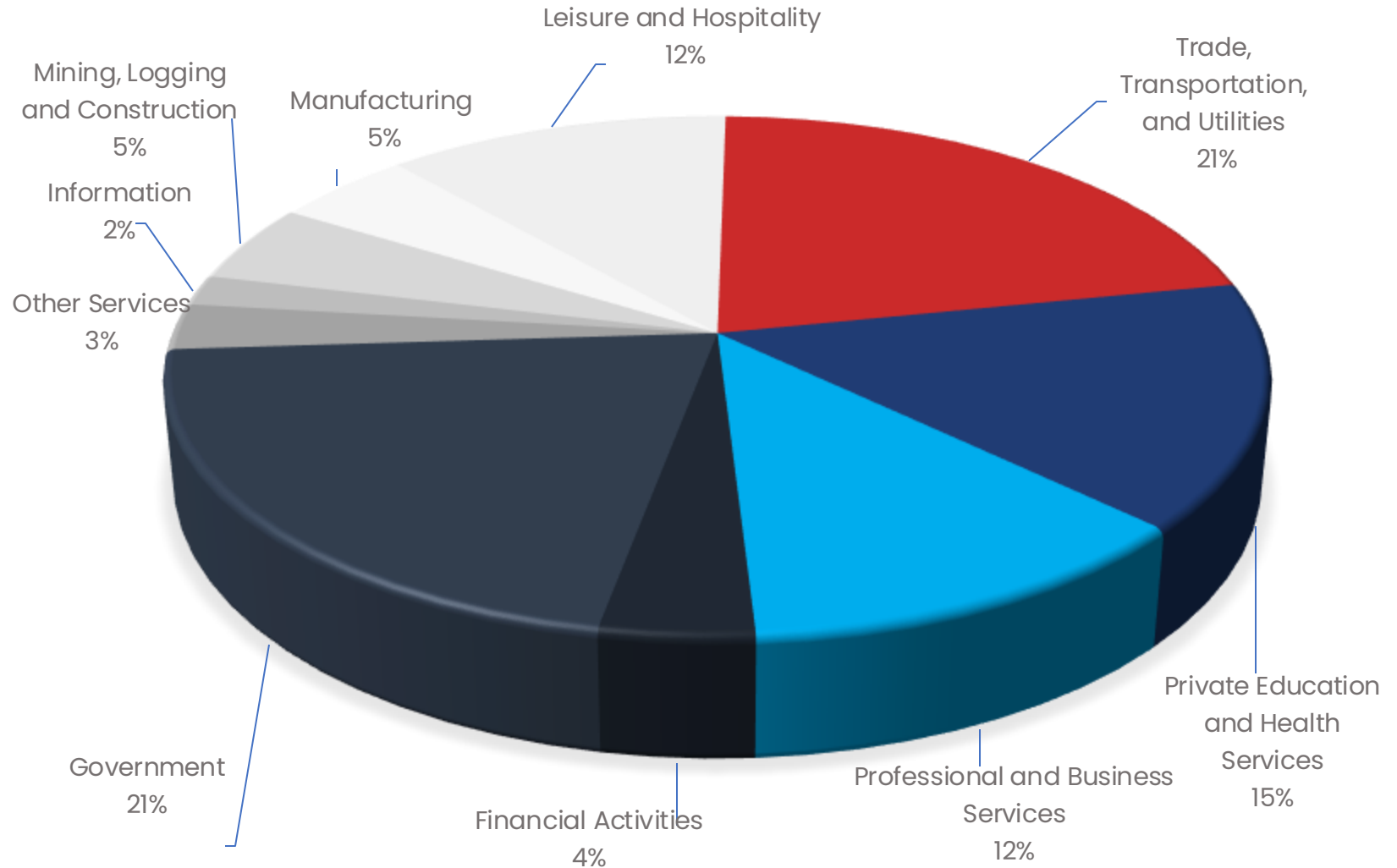
1. Trade, Transportation, and Utilities
2. Government
3. Private Education and Health Services

These three Super Sectors represented 58% of the total nonfarm employment.

The three Super Sectors with the **LEAST** employment for the El Paso MSA in December 2024 were:

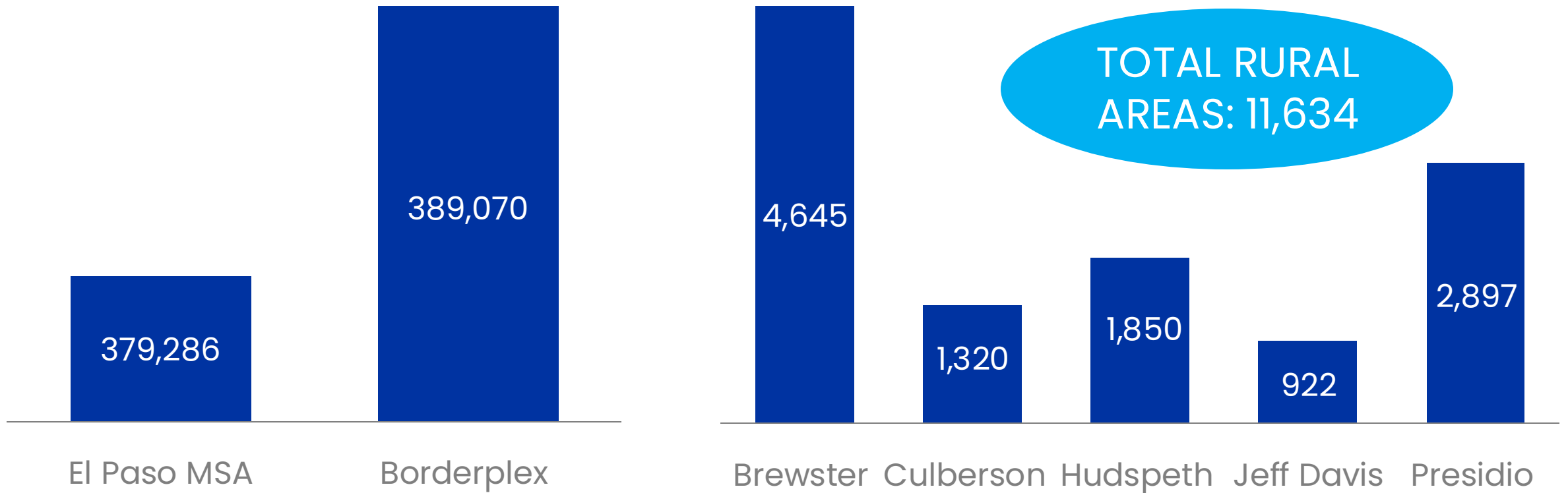
1. Financial Activities
2. Other Services
3. Information

These three Super Sectors represented 9% of the total nonfarm employment.



# WHERE DO WE WORK?

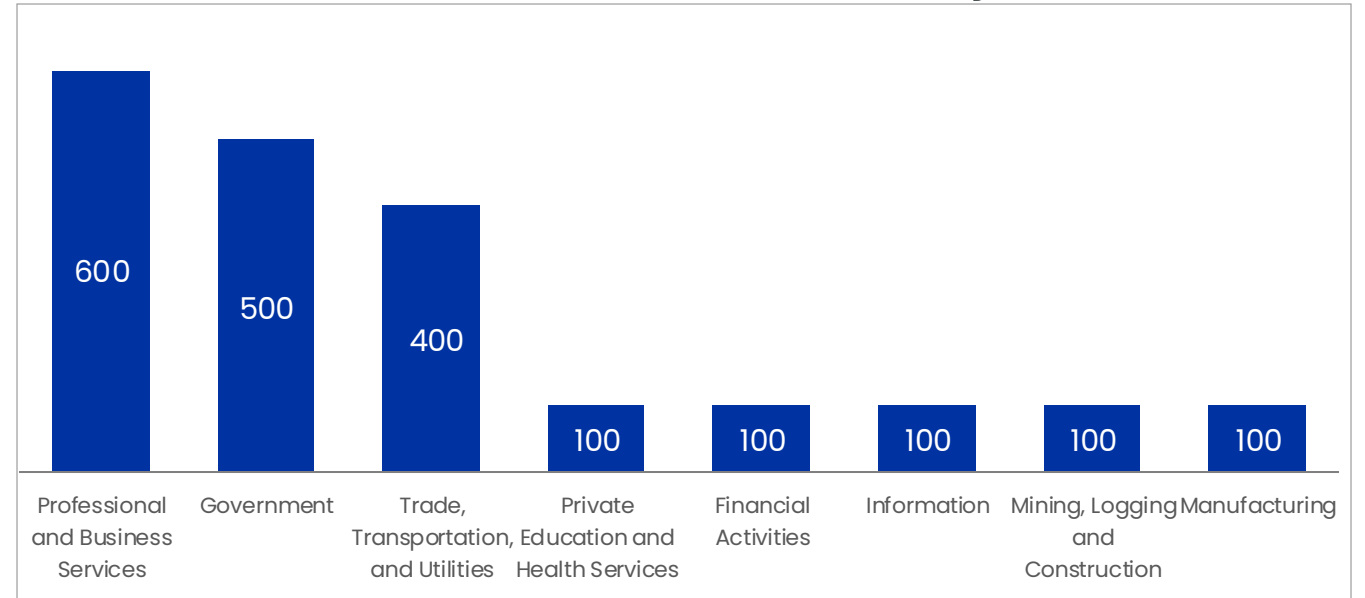
## EMPLOYMENT in December 2024



# WHERE DO WE WORK? (Cont.)



## Industries Sectors that added jobs



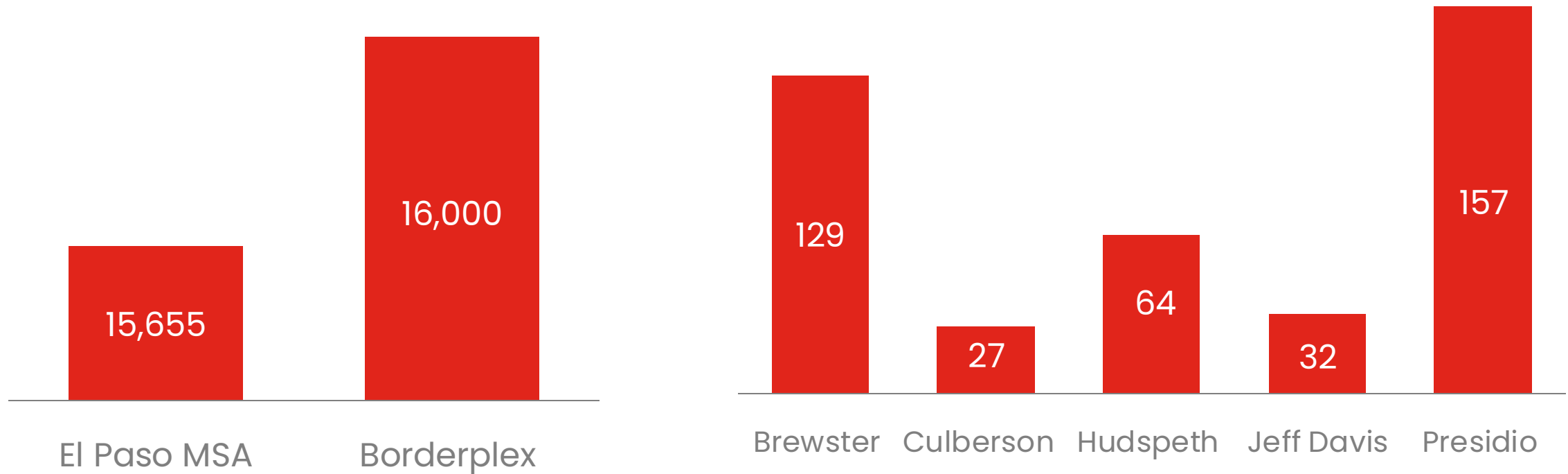
## Top 5 Job Postings in the El Paso, TX MSA – December 2024

Occupation	Vacancies	Median Hourly Earnings BLS 2023
Retail Salespersons	2,569	\$13.15
First-Line Supervisors of Retail Sales Workers	2,462	\$17.27
Registered Nurses	2,346	\$37.47
Medical and Health Services Managers	2,071	\$47.55
Customer Service Representatives	1,592	\$17.11

Job postings active during December 2024

# WHERE ARE WE LOSING JOBS?

## UNEMPLOYMENT in December 2024



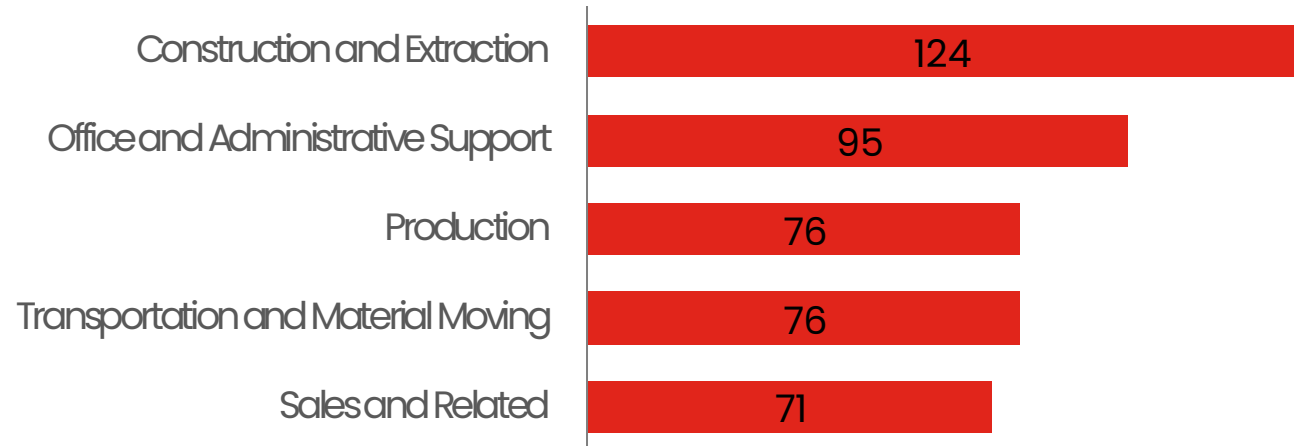
# WHERE DO WE WORK? (Cont.)



## Industries Sectors that lost jobs



## Top 5 Unemployment Claimants Occupations



No occupation identified for 36 Active UI claimants

# UNEMPLOYMENT INSURANCE CLAIMANT DATA



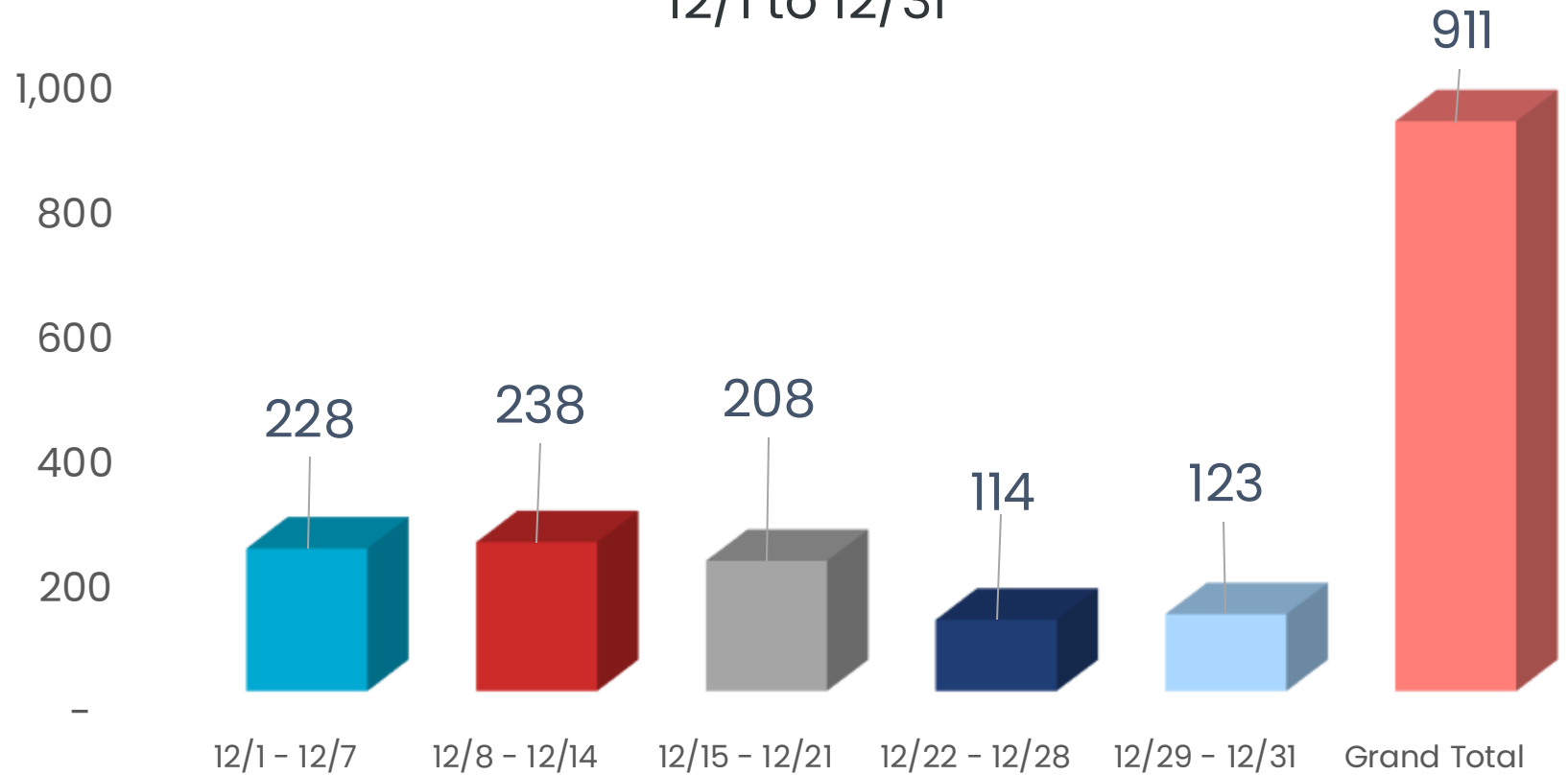
This report reflects the **Borderplex Region**. Including these 6 counties:

- Brewster
- Culberson
- El Paso
- Hudspeth
- Jeff Davis
- Presidio

An Active Claimant is someone who meets any of these conditions:

- Claimant had to have a payment within 21 days
- The most recent Claimant certified date is within 21 days
- The claim status date is within 28 days

## ACTIVE UI CLAIMANTS BY WEEK BORDERPLEX REGION 12/1 to 12/31



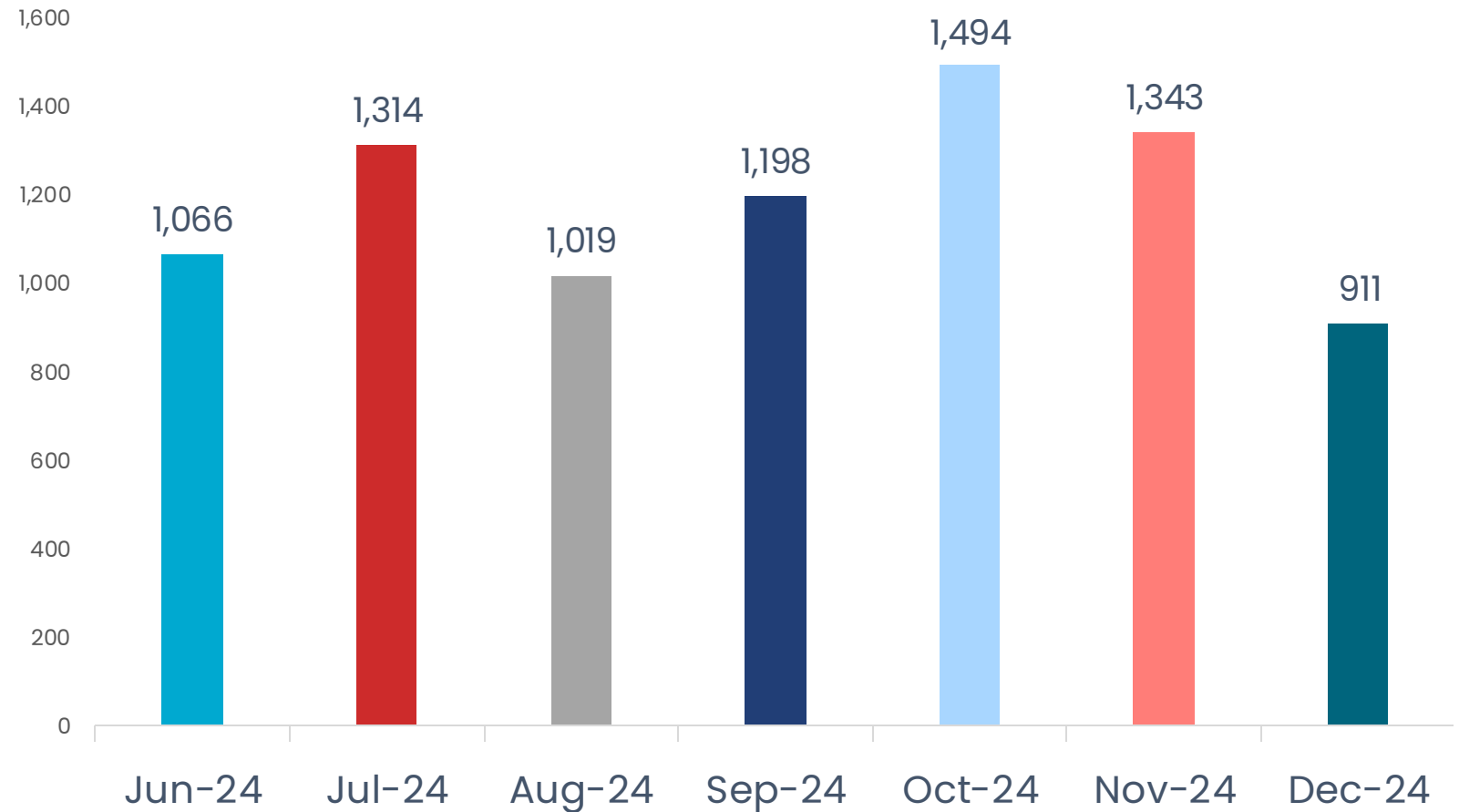
# UNEMPLOYMENT INSURANCE CLAIMANT DATA



This report reflects the **Borderplex Region**. Including these 6 counties:

- Brewster
- Culberson
- El Paso
- Hudspeth
- Jeff Davis
- Presidio

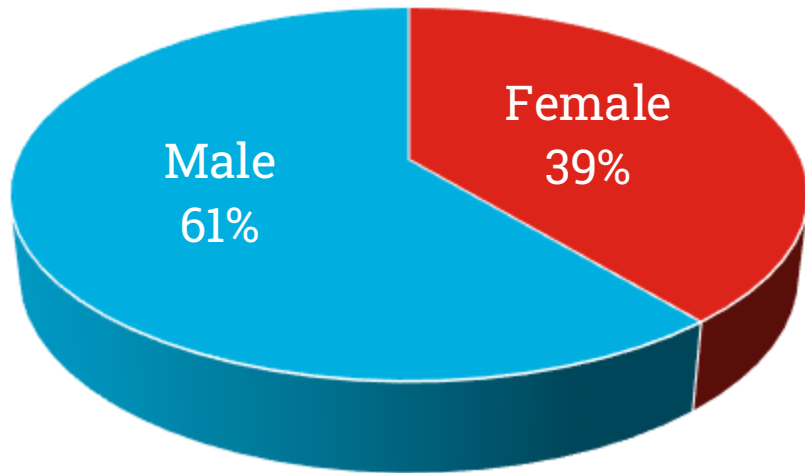
## ACTIVE UI CLAIMANTS BY MONTH BORDERPLEX REGION



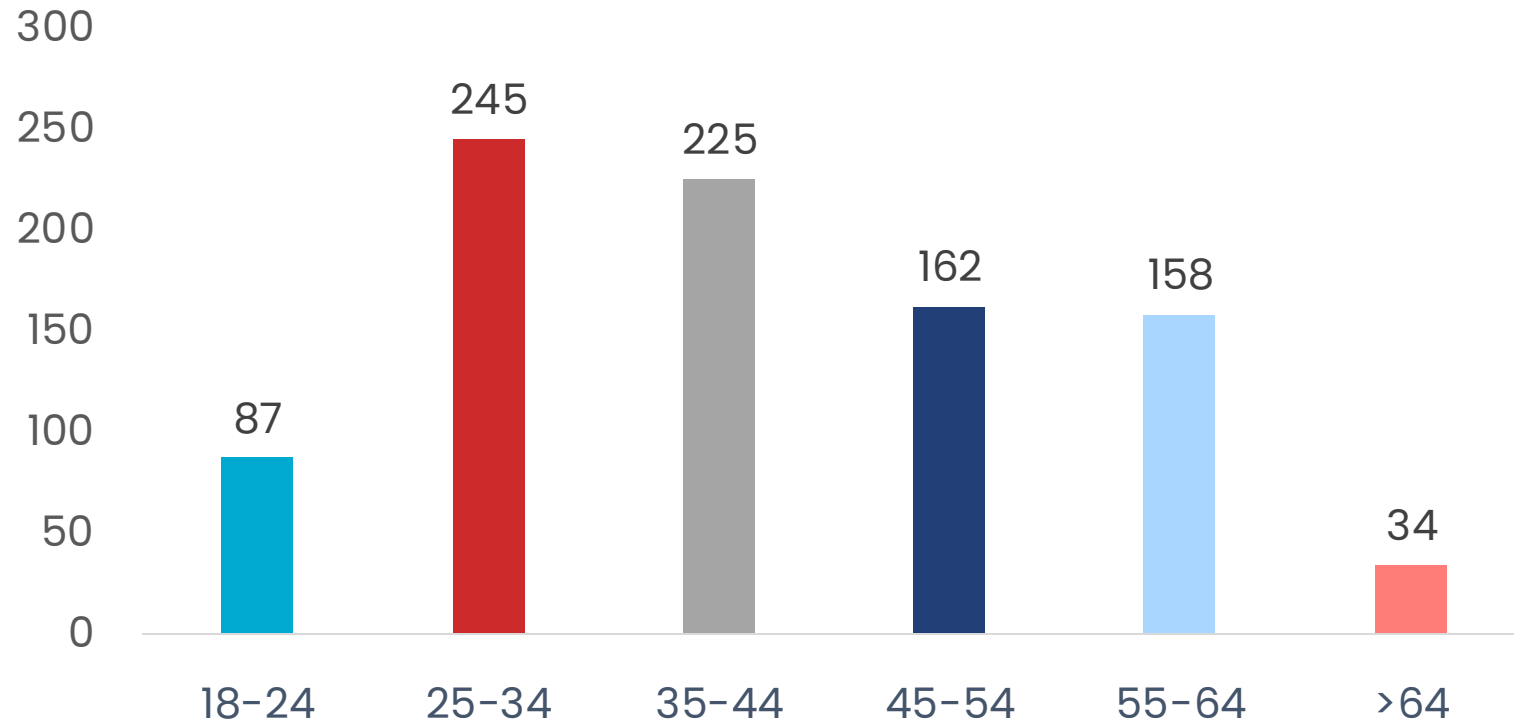
# UNEMPLOYMENT INSURANCE CLAIMANT DATA

ACTIVE UI CLAIMANTS BY WEEK  
BORDERPLEX REGION  
12/1 to 12/31

## Gender



## Age



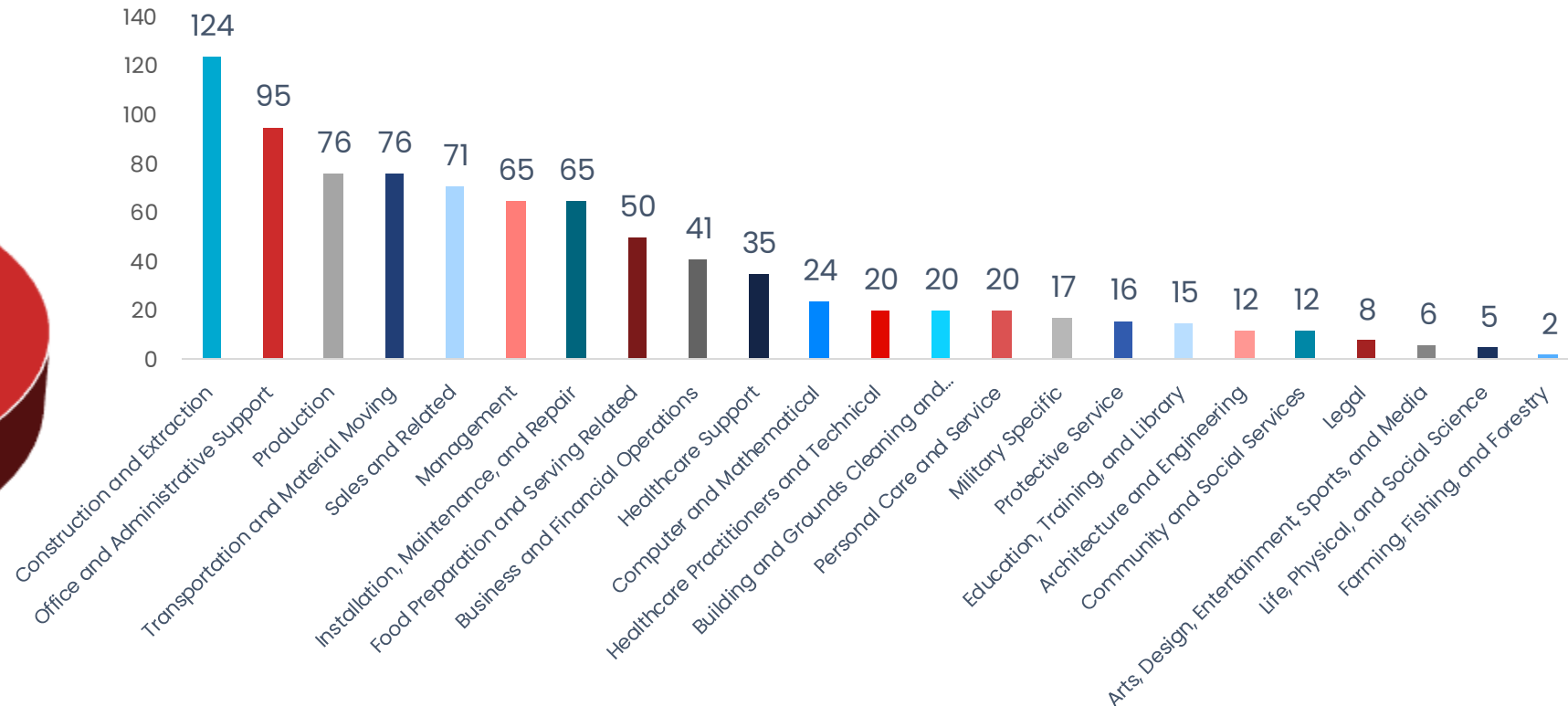
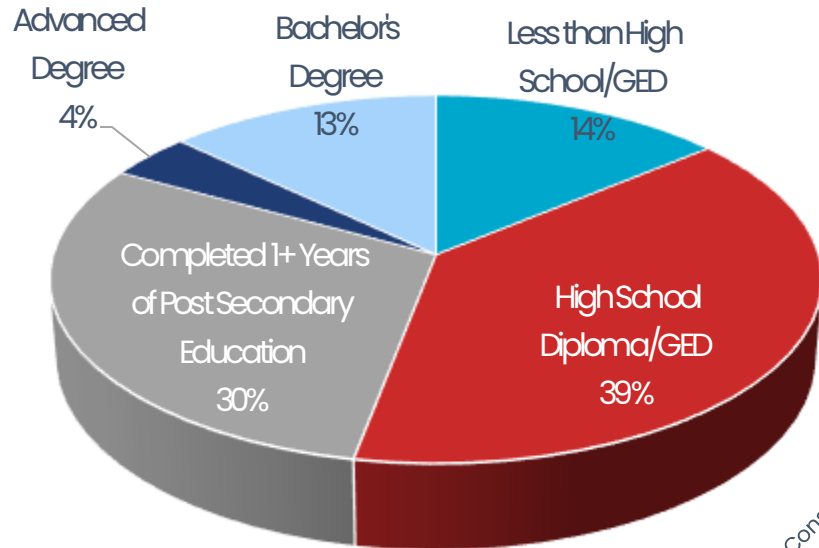
An Active Claimant is someone who meets any of these conditions:

- Claimant had to have a payment within 21 days
- The most recent Claimant certified date is within 21 days
- The claim status date is within 28 days



# UNEMPLOYMENT INSURANCE CLAIMANT DATA

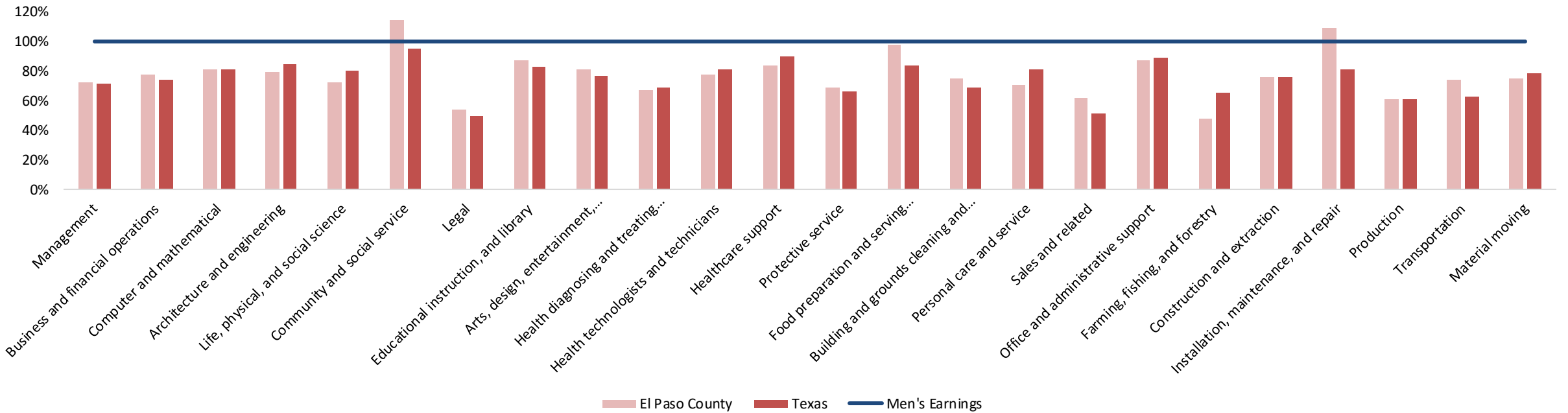
ACTIVE UI CLAIMANTS BY WEEK  
BORDERPLEX REGION  
12/1 to 12/31



No occupation identified for 36 Active UI claimants

In both El Paso County and Texas, women’s earnings are consistently below men’s earnings in every occupational category, highlighting a **persistent gender pay gap**. These figures emphasize the ongoing challenges women face in achieving pay equity and highlight the need for targeted efforts to close the wage gap through policy changes, organizational transparency, and advocacy.

**Women's earnings as a percentage of men's earning**  
2023



**WSB addresses the gender equity and wage gap by providing new initiatives tailored to assist women in succeeding in the workforce.** We offer resources such as childcare, training assistance and job search assistance, among others. If you are interested in these or any other of our services, feel free to fill out [this form](#) and a WSB member will contact you soon.

# SOURCES



A proud partner of the  
americanjobcenter  
network

Labor Market & Career Information, Texas Workforce Commission December 2024, JobsEQ December 2024, Bureau of Labor Statistics May 2023, US Census 2023.

To access previous reports, please visit the Workforce Trends and Data section of our website: <http://www.borderplexjobs.com/regional-statistics/workforce-trends-and-data>

Funded by all or in part of, the Department of Labor/ETA WIOA Formula Grants and Wagner-Peyser; the Department of Health and Human Services TANF and Childcare Development Fund; and the Food and Nutrition Service SNAP Employment & Training.”

Equal Opportunity Employer/Program. Auxiliary aids and services are available upon request to individuals with disabilities. Relay Texas: 711 (Voice) or 1-800-735-2989 (TTY).

Igualdad de oportunidades de Empleo/Programas. Equipo auxiliar y servicios de apoyo están disponibles para personas con discapacidad al ser requeridos. Relay Texas: 711 (Voz) o 1-800-735-2989 (TTY)