



**TWENTY YEARS OF  
BUILDING DREAM HOMES  
ON VANCOUVER ISLAND**



**2022 GEORGIE NOMINATED PROJECTS**

**CARRIAGE HOUSE ELEGANCE**

**&**

**BLACK & WHITE LUXURY**

**BY: PAUL HARRISON**



## Twenty Years of Building Dream Homes on Vancouver Island: An Interview with Jim Zsiros of J. Zsiros Contracting



### History

Jim Zsiros worked in the construction industry for many years, but it was not until 2002 when he decided to go into business for himself, and thus, J. Zsiros Contracting was born. Since then, Zsiros and his team have been building beautiful homes all over the northern end of Vancouver Island. But beauty is just one part of what J. Zsiros Contracting brings to their projects. Over the years, Jim has increasingly come to specialize in energy efficient homes.

While British Columbia has imposed an energy step code on new builds in recent years, J. Zsiros Contracting aims to go above and beyond what the provincial regulations require. As such, Jim has come to specialize in Net Zero and Built Green homes, achieving the highest standards in energy efficiency. A true pioneer in the residential construction industry, J. Zsiros Contracting built the first Net Zero home on North Vancouver Island. It should come as no surprise then that they are heavily decorated with awards and accolades, including three Georgie awards in 2022 (Best New Small Scale Home and Best Innovative Feature – New or Renovation, both for the Carriage House Elegance, and 05. Custom Home Valued under \$1,000,000 for Black & White Luxury – Net Zero).

## Learning the Art of Energy Efficient Building

Going back roughly a decade, Zsiros was already far ahead of the curve. As the province introduced the step code, which entailed more stringent rules governing new construction, Jim began to think about the future of housing. Would the step code drive up the cost of homes so much that Jim's grandchildren would one day struggle to afford houses? Was it possible to build highly efficient homes, while not letting the cost run wild? "I wanted to try a new path, instead of just building traditional houses." Jim recalls. "I moved away from money-driven builds, and started thinking about how to help the industry and where it was going. I began to really focus on my local area. I also wasn't feeling professionally challenged with what I had been doing, so this change was necessary.



*I moved away from money-driven builds, and started thinking about how to help the industry and where it was going.*



## Learning the Art of Energy Efficient Building

"In 2008, I completed my Built Green builder training course and have built several Built Green Platinum level homes since. About seven or eight years ago I started upgrading my education by taking professional construction courses. In 2018, I successfully finished my Net Zero training course, and received my Net Zero builder qualification after completing my first Net Zero build. At that time, I began the practice of resourcing material. Instead of building-materials going into landfills, we could use timbers from old barn tear downs, or material that we would recut for flooring or wall features: that's what I started doing. I was combining new products with repurposed products. Doing this re-energized me. I was excited to get up in the morning and put these new techniques to use."

By the time the step code was coming into place, Jim was fired up about taking energy efficient techniques and technologies to new heights. "I really wanted to learn more because this is where we should be going in the province. And so, I just started educating myself, getting involved, and meeting other builders throughout the province. This led us to be one of the first companies [in B.C.] to jump all over Net Zero. I recently took and completed the Built Green Net Zero course, which has led to our being able to do a double label on one of our new homes through Built Green and CHBA's Net Zero programs."

## Expert Advice for Clients

Needless to say, J. Zsiros Contracting has gained a reputation for their expertise in energy efficient homes. This expertise extends beyond just the physical building of the home; there is a financial component too. Jim explains: "When customers come to me, they want an energy efficient home, and an environmentally conscious one. So, if their budget allows it, we avoid using VOCs (volatile organic compounds) – sourcing material with no VOCs can get a little bit expensive. Then, I try to figure out what rebates are available provincially, locally, federally, etc.

"Recently, we saved our client about \$14,000 through rebates; this was on the Georgie-winning Carriage House. With another Georgie-winning home (Black and White Luxury Home), the clients saved about \$21,000 on local, provincial, and hydro rebates for building a Step Five Net Zero build. These savings essentially paid for the client's solar panels in full."

““ **Instead of building-materials going into landfills, we could use timbers from old barn tear downs...** ””



There is a gamut of rebates available, and Jim is pleased to help his clients access whatever money is available locally, provincially, and nationally. For example, on recent builds, the permit costs were refunded to the builder, and subsequently passed on to the clients.

"These rebates are dependent on the step code level achieved. The higher the step code achieved, the higher the rebates. There are also often rebates available for Energy Star-labeled appliances, such as fridges, stoves, and ovens; this can also include hot water tanks, heat pumps, and HRVs (heat recovery ventilators).

"After I've had an initial discussion with a client to outline what they are looking to build, I consult with my energy advisor, engineer, and architect or house-plan designer.

"Based on those conversations, we will design and plan the house according to the client's budget. Then I will source available products and advise the client about availability and price points. Based on this, the clients can decide if they wish to achieve step four, or step five, and so on."



**Black and White Luxury**

**&**

**The Carriage House:**

**2022 Georgie-Winning Projects**

## Education

Central to Jim's mastery of Net Zero and Built Green builds is education; courses offered by the Canadian Homebuilders' Association, for example, have given Jim the foundation to achieve the highest standards. Jim ensures that he is not the only member of his team who receives Net Zero and Built Green education as he also pays for the rest of his team to attend these courses. For Jim, this is a sound investment in his company's future. "I feel the only way you can put a good product out is to invest money in educating the team. It might look like you are losing a lot of company time by putting the team on a course for three days, but it's well worth it. They learn so much that their productivity increases greatly because of the course, and suddenly, your work-efficiency has dramatically increased. This really does save money in the long run. Education is a great investment."

As B.C. moves into higher step codes, Jim knows that this education will become integral to everyone else in the industry. "Everybody, from plumbers to electricians to inspectors will start taking courses to make sure they are educated correctly. This is important to be successful going forward."

Zsiros draws a comparison about this need for education in the industry: "It's like when my dad was a mechanic in the 1950s. Automobile technology would change, and they always had to go back to school to account for these changes. Eventually, cars became computerized and ran differently. Mechanics had to update their education to keep up with changes."



"That's the way housing is going too. There's a lot of components now; we're dealing with energy advisors, for example. So now, instead of having a set of plans drawn up, you have to look at your property. The planning stages now involve an energy advisor, the customer, the builder, the architect, and engineer, and together they design something that's going to work with the customer's budget. So, there's certainly more planning involved than there used to be."

In 2022, Jim completed his course of studies and prerequisites in the CHBA Education Program and was awarded the Certified Master Builder designation.

## Sharing Information for the Advancement of Knowledge

As energy efficient building has become more common throughout British Columbia, it has become easier, and in some cases, even cheaper, to do. Jim remarks: "Over the last three or four years, I've built relationships with other builders in B.C., who do what we're doing, and this has been great. We help one another. There are even books available that help you. For example, when you put two, four, or six inches of insulation on the outside of the walls, what types of screws do you use? Where can you get certain materials? What kind of solar panels do you want? There's a whole bunch of information now. Whereas when we were doing it several years ago, we were pioneering it and trying to do the best we could with what we knew. Now, we have a system that works for us in our area, and every year, we keep perfecting it. I don't change it. I just keep improving it and then we get better and faster at it."

One thing that has really helped with the sharing of knowledge has been the CHBA. Various members work together to ensure that information is shared through meetings, and through the Association's courses. "Whether it's national, provincial, or regional CHBA organizations, they all have lots of information. They offer top-notch courses. Their courses have really improved our business and professionalism."

For this reason, Jim is happy to give back to the Association; he has served as the Vice Chair for the CHBA-Vancouver Island and he will be taking on the role as Chair and President.

## Partnerships and Shoutouts

Of course, J. Zsiros Contracting's work would not be possible without some key partners, vendors, suppliers, and subcontractors. Jim notes: "My energy advisor, Jeffrey Robinson, from EnerTech Solutions out of Victoria is a rock star! EnerTech provides energy modeling on a lot of houses for us. If the numbers and the prices don't look right, Jeffrey works with me on sourcing materials to better insulate the house."

Paul Moquin and his team at Island AeroBarrier are also integral to Zsiros' energy efficient homes. Island AeroBarrier seals any cracks in the home to ensure that it is entirely airtight. Their work with Jim on the Black & White Luxury home led to his being awarded the CHBA Golden Blower-Door Award on account of the home's air tightness.

In addition, Carl Tessman and his team at Island Timber Frame provide Jim with timber that has a timeless quality. Island Timber Frame also plan their timber components to work with Jim's high standard of energy efficiency, which requires planning integration with framing systems so as to maintain a high R-value and airtight envelope.

Moreover, Charmaine Barclay and her team at Island Truss provide roof and floor beam systems on many of J. Zsiros Contracting's projects. They have been working with Jim since he founded his company, over 20 years ago.

Finally, Jim works with Vent-Air Heating and Refrigeration for mechanical and heating systems, Complete Plumbing, Slegg Building Materials, Slate for shingles and tiles, Net-Zero Solar for top-quality bifacial solar panels, which draw in 40% more energy, and Starline Windows. All these partners and subcontractors make J. Zsiros Contracting's award-winning homes possible. As Jim holds: "To me, it's all about relationships. It's not always about the cheapest price. If you can build good relationships with key suppliers and key tradespeople, then you always get quality work."



## Future Projects

J. Zsiros Contracting has many new and exciting projects underway. They have been working on a renovation of a 1970 house in the Comox region. It was completely gutted to turn it into a more energy efficient environmentally conscious house. The windows are to Passive House standards; no VOCs were used. The plan is to enter it for the 2024 Georgie Awards. Jim has another large project in Qualicum, which will be certified Net Zero by both Built Green Canada and CHBA, as well as another Net Zero house on the waterfront in the Royston-Courtenay area

Jim explains: "The house in Qualicum will feature a ground mount solar panel system, whereas the home in Royston will be roof mounted."

Regarding the Royston project, due to the possible proximity of First Nations historic sites, we are involved with Provincial authorities in order to ensure there is no encroachment. The home is being situated and designed to comply with Provincial floodplain regulations, which has involved extensive engineering and design challenges. These challenges appeal to Jim: "I'm looking forward to this job."





## Tips for Others in the Trades

When asked for a tip for others in the industry, Jim adds: "Just keep educating your team members. Don't look at it like you're wasting money. It's an investment, and I know it is well worth it. I can't overemphasize this point. I think that speaks strongly to the CHBA and Built Green Canada and the courses they both offer. I'm not trying to sell these associations because I'm a member. Continuing education in our profession will benefit the clients and the industry as a whole. Education is an investment that will pay dividends for all."

“ Education is an investment that will pay dividends for all. ”



## The Philosophy of Building

Becoming a life-long learner has allowed Jim to surmount the challenges of a changing industry. "I like what we do. I like building for the future and for the environment. While it's nice to win awards, we're really here to challenge ourselves. We've won a lot of awards, but some of the most gratifying awards we have won were when we were nominated by our clients and won a Better Business Bureau award for our commitment to client satisfaction. Our customers matter to us."

**For more information on J. Zsiros Contracting, visit**  
**<https://zsiroscontracting.ca/>**

# AN INTERVIEW WITH CHARMAINE BARCLAY

President of Island Truss

BY: PAUL HARRISON

---

## Introduction

My name is Charmaine Barclay, my company is Island Truss (1983) Ltd. located in the Comox Valley on Vancouver Island. I am the sole owner and President of the company and I oversee the day-to-day operations. We are a roof truss manufacturing business and a supplier of various engineered wood products; we supply Vancouver Island and the surrounding gulf islands.



**How long has your company been in operation? How did it get started?  
What led you to found/join the company?**

The company has been here since the late 1960s, and my late father, Jim Barclay, bought the company in 1983, so this makes it our 40th year in operation. I worked for my father for a few years after graduating from college. I then pursued a banking career for many years and came back to work in the family business in 2006 when my father's office manager was looking to retire. My father unfortunately passed away in 2009 and I took over the company then.



## Roofing on the Island

**Tell us about what your company does in general.**

Our main product is roof trusses, which are fabricated in our 20,000 sq ft shop on an assembly line. First of all, we design the roof system for the customer based on plans that are provided to us, generally through email; sometimes, the customer comes to our site for one-on-one service. Our qualified designers work closely with various engineers to ensure designs are done correctly before they hit the production floor.

Once a job is ready for production it then goes to the shop to be built. We purchase lumber in various lengths, which is brought into our saw shop and is cut to specific sizes and cuts. From there, it goes onto carts that are wheeled over to an 80' jig table; the pieces are assembled by a crew of skilled workers who put it altogether by hammering nail-on-plates into the wood to join the pieces together. We can have two separate set-ups going at the same time.

Once the truss is together, a gantry press runs over the truss, pressing the nails firmly into the wood. Ejector arms then come out from the table and eject the truss onto the finishing rollers, which roll the trusses outside the building. They are then handled by a team who lift the truss onto the carts and band them in order and label them. They then get the trusses ready for shipping; we provide delivery service by crane truck to various job sites all over the island.



## Roofing on the Island

**What is the nature of the work you do for J. Zsiros Contracting?**

**Did you work with J. Zsiros on either of his 2022 Georgie award winning project – either Carriage House Elegance or Black and White Luxury (Net Zero)?**

We have been providing roof systems, floor and beam systems to J. Zsiros Contracting for over 20 years and we did work on both the 2022 Georgie winning projects for J. Zsiros Contracting.

**Are there any keys vendors, suppliers, subcontractors, or partners who help you with your work?**

We deal with various suppliers of material, such as Mitek Canada, Canwel Building Materials Ltd, and Canadian Engineered Wood Products; Poland Crane Services Ltd subcontract to us for crane/delivery service.

**Do you have any exciting new projects on the horizon, or any others that you might have just wrapped up?**

As single-family home sales have slowed, we are seeing more demand for multi-site projects now and are currently working with a few developers/contractors on higher-density-type projects.



Millwork in the Land of Lumber

# AN INTERVIEW WITH CARL TESSMAN

Island Timber Frame, Vancouver Island

BY: PAUL HARRISON



## Introduction

**To begin with, what is your name, and what does Island Timber Frame do in general?**

I am Carl Tessmann – a partner in Island Timber Frame.

Blending old world workmanship with the latest manufacturing technologies, we at Island Timber Frame design and build custom prefabricated structural timber systems. Since our inception in 2001, we have worked with architects and builders all over the world on a wide range of projects, such as custom homes, resort developments, and elaborate commercial and civil structures.

Timber frame is becoming a staple design feature in projects of all kinds, from traditional to ultra-modern. With lifestyle being a major influence in design taste, we see the demand for timbers increase as customers bring their connection to the natural environment into their projects.

As evolving design sophistication balances style and taste with new building technologies, energy efficiency, structural requirements and build logistics, we face the interesting challenge of choosing the right material, finish, and joinery detail for the project, while integrating timber components with a range of new building systems. Timber frame components – either manufactured or solid – seem to shine in these complex structural systems due to their beauty, versatility, and natural structural qualities. When timber alone fails to meet structural requirements, precision structural steel offers the perfect complement.



Island  
TimberFrame

## Millwork in the Land of Lumber

How long has your company been in operation? How did it get started? What led you to found/join the company?

Island Timber Frame opened in 2001. The original founders/partners (two Swiss Gentlemen), Paul Schaffhauser and Stefan Pletcher, met at a CAD course and subsequently joined forces to start Island Timber Frame. They saw a need in North America for properly planned, prefabricated timber construction and chose Vancouver Island for base, due to proximity to high quality fibre.

Tell us about what your company does in general?

We work with homeowners and builders to plan and pre-fabricate timber structures and components in residential, commercial, and civil projects. We also build custom solid Douglas Fir doors, stairs, trim packages, mantles etc.



What is the nature of the work you do for J. Zsiros Contracting? Did you work with J. Zsiros on either of his 2022 Georgie award winning project – either Carriage House Elegance or Black and White Luxury (Net Zero)?

Yes, we work with Jim on many of his projects, supplying timber frame components and custom doors mostly. But we are working on a project with him now, featuring a more extensive timber frame package, doors, and stairs. Because of Jim's focus on energy efficiency, we have to plan the timber components to work with his high standard of energy efficiency; this requires planning integration with framing systems that maintain a high R-value and airtight envelope.



## Millwork in the Land of Lumber

BC Lumber is world famous for its quality and beauty and is also one of Canada's primary exports. Perhaps more importantly, it's a renewable resource. Do you have any metrics on how your products and services benefit our environment?

We are located in an area that produces the nicest Douglas Fir and cedar timber in the world. Our timbers – generally second or third growth material – come from managed forest that will continue to produce the same product for years to come. So, what better way to create a unique west coast architectural feature on your project than choosing a material that is timeless in its design, as it will be available for generations to come?

Looking over your other projects, it's almost impossible for me to choose my favourite – they are all spectacular. But tell me a bit about the barn recording studio; it's stunning and is used for a rather unique purpose.

The Barn was a project that was secondary to a primary residential project on the same property. The owners wanted to create structures that looked naturally aged and would blend in to the landscape. Their choice of finishes, both inside and out, resulted in a look and feel of a generational estate, rather than a shiny new project. They also wanted to choose finishes that aged gracefully and were low maintenance.

I don't know much about the recording studio. It isn't an advertised business. I suspect it is one of those places quietly used in the inner circles of the music industry, rather than a business with a sign on the street.



## Millwork in the Land of Lumber

And I'd love to hear about a few of the hotels and inns you've work on too.

As for hotels and commercial projects – we have done many from Ontario to British Columbia and down in the US. These project use timber primarily in exterior detailing and landscape structures. But sometimes interior detailing is prevalent too.

I think what sets us apart from most larger timber suppliers is our detailed approach to planning and pre-fabrication. We work between the GC, architect, engineer, and site contractors (foundation, framing etc.) to ensure a detailed set of shop drawings is produced before any cutting is done. This ensures that the package fits perfectly when it arrives on site; this prevents costly delays due to modifications and additional cutting that might be required.

We often help to plan and manufacture the steel components as part of the overall package; this way, they can be dry-fitted with the timbers before it all arrives on-site.

Our goal is to ensure a smooth, hassle-free installation for any package we produce.

Do you have any exciting new projects on the horizon, or any others that you might have just wrapped up?

We just received final images for the Gorge Park Pavilion in Victoria. This is a spectacular project we worked on designed by Iredale Archtiects (Richard Iredale) and built by Knappett Projects. We did all of the interior and exterior timber work.

The logo for Island TimberFrame features a stylized orange roofline above the text "Island TimberFrame" in white. The text is set against a dark background within a circular frame.

Island  
TimberFrame

For more information  
on Island Timber  
Frame, visit

<https://islandtimberframe.com/>





# AN INTERVIEW WITH PAUL MOQUIN

President of Island AeroBarrier,  
Vancouver Island



BY: PAUL HARRISON

**How long has your company been in operation? How did it get started?  
What led you to found/join the company?**

Island AeroBarrier has been in operation for four years. Before this, I owned a residential and commercial building inspection company that also provided energy modeling, infrared thermography, and indoor air quality testing. When I first heard about AeroBarrier, I knew that it would be a game changer for the building industry as the typical processes of getting a building tight can be time consuming and costly, with no guarantee of success.

In terms of energy savings, you get the biggest bang for your buck when you improve the airtightness of a building before you start to do other upgrades, such as windows or additional insulation.

Air-sealing not only saves energy, but also makes the home more durable as it prevents moisture-laden air from getting into the wall assembly. Any moisture here can condense into water, and thus, support mold and rot.

**Tell us about what  
your company does  
in general?**

Our focus is only on stopping the movement of air. In doing so, we are able to reduce energy waste, control moisture, reduce noise, and eliminate pathways for odors or pests.

**Island**  
**AEROBARRIER™**



## Explain to me the sealing process? What is the sealant composed of?


The sealing process involves setting up nozzles inside of the building. After a preliminary blower-door test is done, the building is pressurized, and the nozzles atomize a water-based sealant that is both Built Green and Green Guard Gold certified. The air escaping from the building carries the sealant to the unwanted openings where it accumulates to form a seal. The progress is monitored on a computer in real time. Once the desired target has been achieved, a final blower-door test is completed, and a report is generated that shows the pre and post seal results. The average seal takes between two and three hours to complete. Once we are finished, people can go back in and resume their work.



**STEP 1 - Setup & Prep**



**STEP 2 - Pressurize**



**STEP 3 - Seal & Monitor**



**STEP 4 - Pre & Post Report**

What is the nature of the work you do for J. Zsiros Contracting? Did you work with J. Zsiros on either of his 2022 Georgie award winning project – either Carriage House Elegance or Black and White Luxury (Net Zero)?

Jim is a great builder that is always trying to raise the bar. We sealed the Black and White home for him, which led to his being awarded the Golden Blower-Door Award on account of its airtightness; he also won a table full of other awards for this project.

We sealed the home down to 0.11ach50 (single point, positive pressure), which was easy as it was already at less than 1ach50 when we started. During the post construction test, it tested “as operated” at around 0.35 if I recall correctly. The increase in leakage is caused by differences in the test methods. We test with the intentional openings sealed and closed, and an “as operated test” does not do so. The additional leakage would be attributed to leakage at intentional openings, such as exhaust dampers.



## Environmental boons aside, do you have a rough estimate for how much a person can save by finding, and fixing, energy leaks in their homes?

We are asked this a lot and it is a difficult question to answer as every home is different with regards to the utilities that they use (such as gas or electric), the rate that they are paying, and how leaky the place is to start. I have seen numbers that state that up to 30% of your heating/cooling energy use could be attributed to air leakage in older homes. Utility bills are, for the most part, a bunch of fees (storage, transportation, municipal fees, and taxes, tacked onto the energy that you use). The cost of the gas or electricity may only be 25% of your total bill.

The real benefit of air-sealing is the improved comfort that you will notice in a tight home or compartmentalized multifamily building that also has a good ventilation system, such as an HRV or ERV. A tight home is quieter. Sealing all of the gaps is like closing thousands of small windows to the outside or attached neighbors. The temperature remains more consistent, and the HVAC system does not need to kick in as often. By sealing the home or apartment unit, we are also able to stop pollen, smoke, and other pollutants from outside from entering. If you live in a multifamily building and can smell your neighbors' cooking odors or smoke, then you are living in a building that is not well sealed.



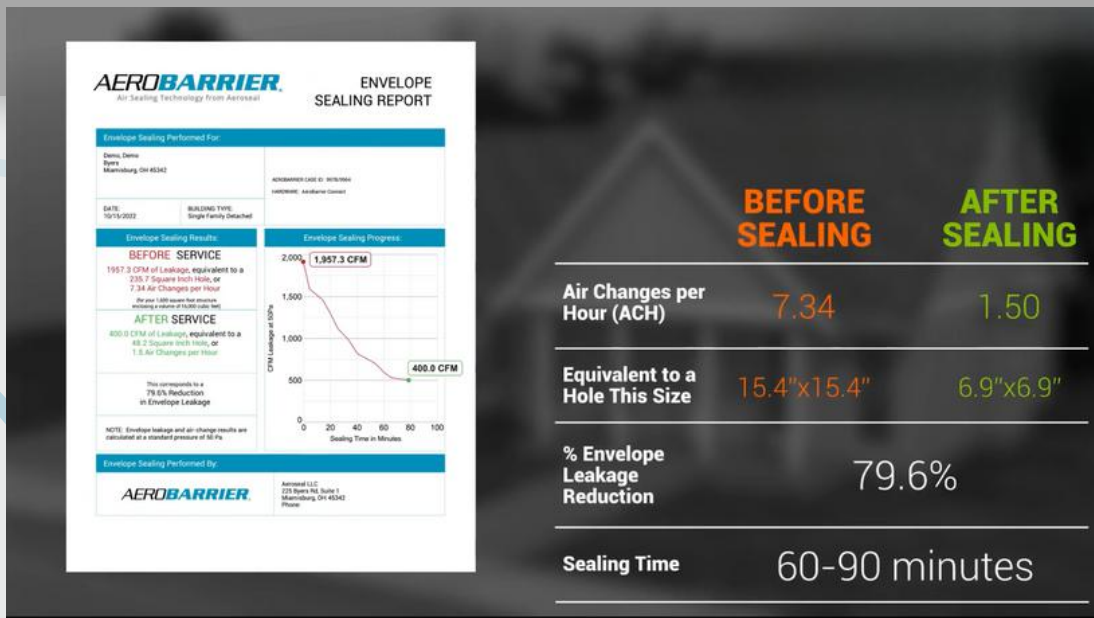
Leaking air transports a lot of moisture with it. This moisture can condense within a wall assembly and cause the structure to rot. This damage will eventually need to be repaired, and to do so will mean tearing the wall or floor assembly apart to remove, and then replace, the damaged materials.

We also see builders "value engineering" the cost of AeroBarrier into their builds. For example, by making the building very tight (with good ventilation), they are sometimes able to go with a lower cost option elsewhere. In one case, a builder was able to substitute triple glaze windows for double glaze windows. This was on a five storey, 60-unit apartment building, so the money saved on the windows was more than the cost to seal all the units.

*Island*  
**AEROBARRIER™**

## Can you apply the sealant on any house, or do you normally work on new builds or houses undergoing major renovations?

Most of the work that we do is for new construction, but we are seeing growth in the renovation market as more people are becoming aware of us. The majority of seals are done after drywall but before finishes are installed; we can, however, also seal finished but un-occupied homes. Sometimes this is done on existing homes when purchased before the new occupant moves in. Other times we are brought in to rescue a builder when they find out that they failed the blower-door test at final inspection. The downside of sealing a finished home is that there is a lot of preparation required to protect non-vertical surfaces so that our sealant doesn't settle on them.



Do you have any exciting new projects on the horizon, or any others that you might have just wrapped up?



This past year has been an interesting one for us. A client was building a DNA lab and wanted to guarantee that contaminants could not get in. We also sealed a spray booth that is used for painting aircraft parts. The paint booth was inside of a building and people were complaining about the paint fumes leaking into the rest of the building. Sealing the booth solved the issue and, as a bonus, they said that the cost to operate it in the bake cycle had been greatly reduced. Once the furnace brought the booth up to temperature, it did not need to cycle on and off like it use to do prior to being sealed.

For more information on Island AeroBarrier, visit  
<https://www.islandaerobarrier.ca/>

Energy Consultants on Vancouver Island

# AN INTERVIEW WITH JEFFREY ROBINSON

From EnerTech Solutions

BY: PAUL HARRISON



## Introduction

**How long has your company been in operation? How did it get started?  
What led you to found/join the company? What kind of growth has EnerTech seen since its founding?**

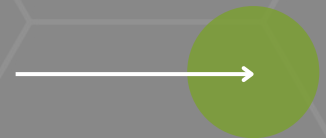
EnerTech was founded in 2015 out of a passion for helping others build high performance homes. Our team now consists of eight highly dedicated employees. On the front end, we have four registered Energy Advisors (EAs), with one additional EA in training; and on the backend, we have three amazing admins, who help to run the business from the office.

**Tell us about what your company does in general?**

EnerTech Solutions is a Vancouver Island-based energy efficiency firm that provides advisory services for both homeowners and developers. EnerTech is committed to providing accurate information to Canadians on their energy use and assisting with identifying ways of improving the health, comfort, and efficiency of their homes.

EnerTech delivers incredible services to our incredible clients. Some of our services include:

- EnerGuide evaluations for new and existing homes.
- Step Code consulting and compliance reporting
- Air tightness testing
- Heat loss / heat gain calculations (F280 load calcs)
- TECA ventilation checklists
- Thermal imaging inspection and reporting
- Air system design and commissioning
- Net Zero consulting and advising




**ENERTECH**  
= SOLUTIONS LTD. =

## Energy Consultants on Vancouver Island

### Explain to me the blower door testing and Hot2000 Energy Modelling Consultation? What do you use your thermal imaging for?

Home energy professionals use a blower door as a diagnostic tool to determine how much air is entering or escaping from your home. HOT2000 is an energy simulation and design tool for low-rise residential buildings. This software is developed by Natural Resources Canada (NRCan) to support the EnerGuide Rating System, ENERGY STAR for New Homes, and R-2000 residential energy efficiency initiatives. Energy modeling is used to predict the annual energy consumption of the home and can be used to determine areas of energy use and heat loss of the home. Thermal imaging is used by the EnerTech team to hunt down the areas of heat loss and /or air leakage locations in your home.



### What is the nature of the work you do for J. Zsiros Contracting? Did you work with J. Zsiros on either of his 2022 Georgie award winning project – either Carriage House Elegance or Black and White Luxury (Net Zero)?

Yes, EnerTech works with J. Zsiros on his high-performance homes. First, EnerTech will optimize the modeling to achieve the highest energy efficiency on the market: Net Zero homes. Net Zero homes produce as much energy annually as they consume. The idea is to reduce the energy consumption of the home's envelope and mechanical equipment to the point where offsetting with solar makes sense financially. We take pride in working with clients, like J. Zsiros Contracting, to meet their individual needs.

One recent success is helping J. Zsiros Contracting to achieve Net Zero certification on this new build in Victoria, B.C. The project also reached Step Code level five, the highest step in the B.C. Building Code, as well as Built Green Platinum certification (achieving 216 checklist points). Key features included triple-glazed windows, complete air barrier, extra insulation in the attic, exterior walls, foundation wall, and under the slab, and a solar array that supplies all of the house's electrical needs. EnerTech guided the initial planning and helped ensure targets were met during and after construction. The planning metrics were all achieved!

For more information on the project we did with J. Zsiros Contracting, visit <https://enertech.solutions/project-showcases/>

## Energy Consultants on Vancouver Island

### Are there any key vendors, suppliers, subcontractors, or partners who help you with your work?

EnerTech is deeply entrenched as a leader in an industry of high-performance housing; we work with many like-minded trades and partners. We are fully committed to assisting in any way possible.

### Environmental boons aside, do you have a rough estimate for how much a person can save by finding, and fixing, energy leaks in their homes?

Air leakage in the home is generally the low hanging fruit of energy savings. The most effective way to find the air leakage / heat loss areas is having EnerTech run the blower door while performing a thermal image inspection of the home. Our thermal photos allow heat losses to be spotted easily.



### Tell me about CACEA, the Canadian Association of Consulting Energy Advisors? How long has the association been around? How many members does the association have?

Founded in 2017, the Canadian Association of Consulting Energy Advisors (CACEA) is a national association that promotes and supports Energy Advisors (EA) across the country. We are focused on elevating the professionalism, leveraging opportunities for our members, and fostering collaborative relations with stakeholders in the building and energy sectors.

### Do you have any exciting new projects on the horizon, or any others that you might have just wrapped up?

EnerTech is honored to be working with high-performance builders and developers up and down Vancouver Island.

We are very excited to not only be working with front running leaders in our industry, but also very delighted to be working with those that share our passion for building better.

For more information about EnerTech, or to book consultations online, please visit <https://enertech.solutions/>





CANADIAN  
CONSTRUCTION JOURNAL

Premium Sponsors



**Brought to you by**



**May Issue**