

ALLCON PRODUCT GUIDE

INCLUDING:

- Construction Supplies
- Repairs, Coatings & Waterproofing
- Site Supplies
- Hand Tools
- Equipment
- Decorative Concrete



HYBRID CATALOGUE!!!

Scan each product to see live pricing, availability, brochures, datasheets and more.



1300 255 266 (ALLCON)

allcongroup.com.au

Ver: 424

THE CONCRETE CONSTRUCTION SPECIALISTS

Since our humble beginnings in 1987, Allcon has grown to become one of the leading suppliers of concrete construction consumables and equipment across Australia.

Our very first product we brought to the market was a revolution to the industry... the plastic bar chair. Since then we have continually sourced and developed time-saving, innovative products to make our challenging industry easier.

As our product range evolved so did our product knowledge. With over 120 years of collective knowledge, we love solving concrete problems. We know what works, we've seen what doesn't work and you can be sure we'll find the solutions you need.

PREMIUM PRODUCTS

Allcon Group source and develop a range of premium quality products from manufacturers locally and around the globe.

Watch out for the following brands that are exclusive to Allcon Group and represent our premium product ranges.

BOSS **BOSTON** **FORZA**
milano **SCHARF** **set-up**

 **Geoplast**

LOCATIONS

VIC WAREHOUSE

50 Merrindale Drive, Croydon South, VIC 3136



NSW WAREHOUSE

18 John Hines Avenue, Minchinbury, NSW 2770



DELIVERY AUSTRALIA WIDE

We know that concrete waits for no one and neither should you. That's why we dispatch stock orders the same day using our extensive freight network of our own vehicles as well as third party carriers.

From the moment we process your order you'll receive updates and live tracking via email or SMS with the status of your order. That's the Allcon difference.

- ✓ Same Day Dispatch
- ✓ Flat rate shipping
- ✓ 98.95% Order Accuracy




HOW TO USE OUR HYBRID CATALOGUE

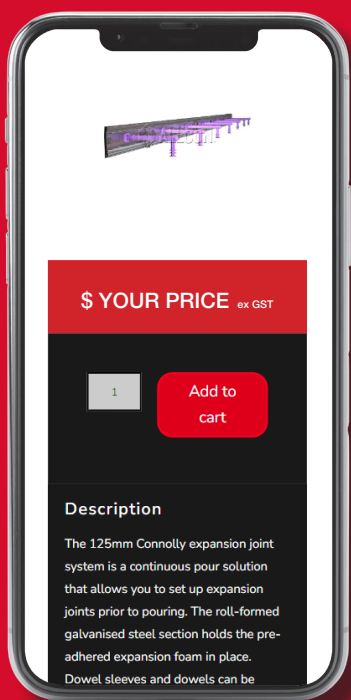
01. Sign up or Sign in to our site on you phone or tablet.



02. Scan the product QR code from the catalogue.



03. View your account price, info and more online.



- View your account price.
- Download Product Data Sheets
- Download Safety Data Sheets
- Watch product videos
- Order Product
- Find detailed product data
- View other items in the range

CONTENTS

01

CHEMICALS & SEALANTS
DRAINAGE
FASTENERS
FORMWORK
JOINTING & CAULKING

JOINTING & CAULKING
SLAB SUPPLIES
SPACERS
TACTILES
TAPES & ACCESSORIES

02

COMPACTION
CONCRETE PLACEMENT
CUTTING, CORING & GRINDING
GENERATORS
LASER & SURVEY

PRESSURE WASHERS
REBAR EQUIPMENT
SUBMERSIBLE PUMPS
TROWEL MACHINES

03

CUTTING, DRILLING & GRINDING
DECORATIVE TOOLS
MEASURING & MARKING
PLACING & FINISHING

REBAR PROCESSING
STRIKING & DEMOLITION
SITE TOOLS

04

FLOOR TREATMENTS
GROUTS & REPAIR PRODUCTS
WATERPROOFING
WATERSTOPS

05

CONCRETE SEALER
SOLVENT & THINNERS
COLOUR HARDENER
EXPOSED AGGREGATE RETARDER

OXIDE
STENCIL

06

PPE
GLOVES
SITE CONSUMABLES
TEMPORARY BARRIERS

07

INDEX



SIGN UP FOR A 30 DAY ACCOUNT

Scan the QR Code or click here to follow the link.



CHEMICALS & SEALANTS	4
DRAINAGE	11
FASTENERS	13
FORMWORK	18
JOINTING & CAULKING	32
SLAB SUPPLIES	49
SPACERS	56
TACTILES	64
TAPES & ACCESSORIES	66

01

CONSTRUCTION SUPPLIES





CONSTRUCTION SUPPLIES - CHEMICALS

BOND BREAKER

Bond breakers are used in precast and tilt-up construction to eliminate surface defects and ensure clean separation of concrete elements. Bond breaker creates a non-permeable barrier against water transfer from wet concrete to cured concrete, preventing slabs sticking.



CODE	DESCRIPTION	PALLET QTY
BBCL20	20L Cretelease Bond Breaker	32
BBCL200	200L Cretelease Bond Breaker	1



CURING BLANKET

Concrete curing in extreme conditions will take longer to achieve final strength. Thermal curing blankets are designed to insulate concrete during the curing process to maintaining a higher curing temperature in low ambient conditions and reduces the curing temperature variation between the core and outer surface.



CODE	DESCRIPTION
CBB12103	Boss 12mm Curing Blanket - 3m x 10m
CBC2544	Conqor TCB25 Reusable Thermal Curing Blanket 4 x 4m - 6mm Thick
CBC2564	Conqor TCB25 Reusable Thermal Curing Blanket 6 x 4m - 12mm Thick



PVA CURING COMPOUND

BossCure 100 is a high solid, PVA based curing compound specifically formulated for curing of concrete where after trades are to be applied. The specially selected polymer emulsion will remain on the surface for 5-7 days before breaking down and leaving the surface after 14 days allowing after trades to be applied. Whilst narrowly missing the AS3799 curing standard of 90% water retention, BossCure 100 is an economical, high performance curing compound for curing pavements, slabs and other concrete structures.



CODE	DESCRIPTION	PALLET QTY
CUB10020	20L BossCure 100 Curing Compound	32
CUB100200	200L BossCure 100 Curing Compound	3
CUB1001000	1000L BossCure 100 Curing Compound	1



CONSTRUCTION SUPPLIES - CHEMICALS

ACRYLIC CURING COMPOUND

BossCure 400 is an acrylic modified emulsion used as a curing membrane on freshly finished concrete and satisfies the requirements of AS3799 standard for concrete curing. The single pack acrylic emulsion dries to a clear finish and provides a permanent seal and sheen on the concrete surface. BossCure 400 is UV stable making it suitable for both indoor and outdoor applications.



CODE	DESCRIPTION	PALLET QTY
CUB40020	20L BossCure 400 Curing Compound	32
CUB400200	200L BossCure 400 Curing Compound	3
CUB4001000	1000L BossCure 400 Curing Compound	1



HYDROCARBON CURING COMPOUND

BossCure 600 is a blend of resins and surfactants emulsified in water and is specially formulated to cure freshly laid concrete. The impervious film formed by BossCure 600 prevents excessive water evaporation, promotes efficient cement hydration and minimises shrinkage cracking. Achieving water retention of greater than 90%, BossCure 600 satisfies the requirements of AS3799 standard for concrete curing. If applied at the specified rate, BossCure 600 will naturally begin to break down in sunlight (UV Light) after 7 days and will oxidise and leave the surface after 45-55 days.



CODE	DESCRIPTION	PALLET QTY
CUB60020	20L BossCure 600 Curing Compound	32
CUB600200	200L BossCure 600 Curing Compound	3
CUB6001000	1000L BossCure 600 Curing Compound	1



WAX BASED CURING COMPOUND

BossCure W30 is a wax-based curing compound forms an impervious film over the surface of freshly finished concrete. BossCure W30 satisfies the requirements of AS3799 standard for curing achieving water retention of greater than 90% and will remain on the surface for 30-35 days before breaking down in sunlight (UV Light). The wax emulsion can also be used as a debonding agent when applied to a concrete sub-base prior to pouring the concrete base. This allows the two layers to expand and contract independently reducing the risk of cracking.



CODE	DESCRIPTION	PALLET QTY
CUBW3020	20L BossCure W30 Curing Compound	32
CUBW30200	200L BossCure W30 Curing Compound	3
CUBW301000	1000L BossCure W30 Curing Compound	1



BITUMEN BASED CURING COMPOUND

BossCure BCP is a bitumen/hydrocarbon blend emulsified in water and is both a curing compound and primer coat for asphalt and bitumen overlays. BossCure BCP satisfies the requirements of AS3799 standard of for curing achieving water retention of greater than 90%. Due to its unique formulation, BossCure BCP also acts as a primer for asphalt and bitumen overlays, commonly found on bridge decks and in road construction.



CODE	DESCRIPTION	PALLET QTY
CUBBCP20	20L BossCure BCP Curing Compound	32
CUBBCP200	200L BossCure BCP Curing Compound	3



CURING COMPOUND STRIPPER

Boss StripCure WB is a waterbased curing compound stripper specially formulated to remove hydrocarbon-based curing compounds up to 12 months old. Stripcure WB is typically used where after trades need to be applied before curing compounds naturally break down or where curing compounds have been applied too heavily creating irregular patterns and film build-up.



CODE	DESCRIPTION	PALLET QTY
CUBSC20	20L Boss Strip Cure WB	32



EVAPORATION RETARDER

Boss Finish Aid is an aliphatic alcohol-based evaporation retarder and is designed to form a temporary film over the surface of freshly laid concrete to prevent moisture evaporation in hot and windy conditions. Boss Finish Aid is NOT a curing compound but rather a curing aid and can be applied as soon as the concrete has been placed, screeded or floated. In extreme conditions, Boss Finish Aid can be reapplied to prevent the surface drying.



CODE	DESCRIPTION	PALLET QTY
EVBFA20	20L Boss Finish Aid	32
EVBFA200	200L Boss Finish Aid	3
EVBFA1000	1000L Boss Finish Aid	1



CONSTRUCTION SUPPLIES - CHEMICALS

CONCRETE REMOVER

Concrete once set, is extremely hard wearing and tough, and that's why you don't want it to set on your tools and equipment, walls and windows or even worse, your vehicle. When concrete gets where it shouldn't, removing it can be difficult. Whilst hydrochloric acid will break down concrete slurry, concrete can often damage substrates and surfaces and they're dangerous to use. Natural acidic concrete removers are a much safer alternative, better for the environment and are less prone to substrate damage.



CODE	DESCRIPTION	BOX QTY	PLT QTY
DC750	750ml Discrete Concrete Remover	12	-
DC5	5L Discrete Concrete Remover	4	-
DC20	20L Discrete Concrete Remover	-	32



FORM RELEASE AGENT

Release agents are used to prevent concrete adhering to formwork or other substrates. They also help to provide a better finish by lubricating formwork to ensure concrete consolidates against the formwork reducing voids.



CODE	DESCRIPTION	BOX QTY	PLT QTY
FOLAN20PM	20L Lano-Form Form Oil	-	32
FOLAN200PM	200L Lano-Form Form Oil	-	3
FOLAN3	2.9L Lanotec Release Agent Concentrate	6	-
FOLAN5	5L Lanotec Release Agent Concentrate	4	-
FOLAN20	20L Lanotec Release Agent Concentrate	-	32
FOAFSF20	20L Aftek Strip Form	-	32
FOAFSF200	200L Aftek Strip Form	-	3



FOAM FILLER

Fulafoam is a general-purpose, polyurethane foam use for filling large gaps, holes and cavities. It is especially useful in formwork applications for sealing gaps between formwork and uneven substrates. This prevents slurry and water from staining other substrates. The 500ml aerosol and nozzle make for easy access into tight spaces.



CODE	DESCRIPTION	BOX QTY	PLT QTY
FFILL500	FulaFoam Expanding Foam 500ml	12	-



CONSTRUCTION SUPPLIES - CHEMICALS

FORMWORK SILICONE

Formwork silicone is a neutral cure, non-corrosive silicone sealant designed for sealing form ply sheet edges, joints, gaps or junctions in formwork and bedding applications. It provides a waterproof, sealed, formed face, preventing concrete moisture loss or grout leakage during the formwork process. Formwork silicone is highly flexible, non-bleeding and has good adhesion to concrete, timber, brickwork, stone and metal. Formwork Silicone can easily be dispensed with a standard cartridge gun.



CODE	DESCRIPTION	BOX QTY	PLT QTY
SIL300	Formwork Silicone 300ml	12	-



FORMWORK PRIMER - CALFORM CREAM

Calform cream is a formwork primer used to protect and preserve sawn timber, pressed wood or other forms of architectural concrete. Calform cream penetrates deep into the timber preventing distortion of the form and resists the transfer of splinters into the concrete. The cream should be applied to the formwork several days in advance to allow the cream to penetrate into the formwork. Calform is not a form release agent, forms treated with calform cream will also need to be treated with a form release agent.



CODE	DESCRIPTION	BOX QTY	PLT QTY
FPCC15	Cementaid Calform Cream 15L	-	32



CONSTRUCTION ADHESIVE - MAX BOND

MaxBond Original is a high-strength, rigid, synthetic rubber-based construction adhesive with an exceptionally high bond strength and is super easy to use. MaxBond can be applied to most substrates including timber, concrete and metal and is ideal for bonding general purpose building materials. The 320g cartridge fits most standard skeleton guns for easy application. Best of all, MaxBond construction adhesive is made right here in Australia.



CODE	DESCRIPTION	BOX QTY	PLT QTY
FMB320	Fuller Max Bond 320g	20	-



CONSTRUCTION SUPPLIES - CHEMICALS

GREEN ACID REPLACEMENT (GAR)

As the name suggests, Green Acid Replacement is a concentrated mild acid cleaner used to clean and prepare masonry surfaces. It is a safe, effective and environmentally responsible alternative to hydrochloric acid and does not impact the site environment, reduces the chance of efflorescence and is easy to rinse.



CODE	DESCRIPTION	BOX QTY	PLT QTY
CLGGAR5	5L GuardIT Green Acid Replacement	4	-
CLGGAR15	15L GuardIT Green Acid Replacement	-	-



HYDROCHLORIC ACID

Preparing or cleaning concrete is essential to ensure good adhesion of sealants and coatings. Acid etching is one of the most common ways to prepare concrete as it is quick and simple to apply and does a fantastic job of opening the pores of the concrete. However, acid etching may not remove stains and grime; a dedicated stain remover or degreaser will be required.



CODE	DESCRIPTION	BOX QTY	PLT QTY
ACH5	5L Hydrochloric Acid	4	-
ACH20	20L Hydrochloric Acid	-	32



RUST AND STAIN REMOVER

MVR cleaner is a highly effective cleaner for removing stains from concrete and masonry surfaces including rust stains, tannin stains and dirt or clay staining. A safe and easy to use product that quickly removes stains without the need to scrub.



CODE	DESCRIPTION	BOX QTY	PLT QTY
CLGMVR1	1L GuardIT Manganese Vanadium Rust & Stain Remover	6	NA
CLGMVR5	5L GuardIT Manganese Vanadium Rust & Stain Remover	4	NA



PAVING & CONCRETE CLEANER

GuardIT Paving & Concrete Cleaner is heavy-duty, water-based degreaser and cleaner for removing industrial grease, oil, dirt and grime from masonry surfaces. Based on a revolutionary high-performance soy solvent, Paving & Concrete cleaner is environmentally safe and highly effective.



CODE	DESCRIPTION	BOX QTY	PLT QTY
CLGPCC1	1L GuardIT Paving & Concrete Cleaner	6	NA
CLGPCC5	5L GuardIT Paving & Concrete Cleaner	4	NA



CONSTRUCTION SUPPLIES - CHEMICALS

ECO SAFE SOY BASED DEGREASER

GuardIT Soy Safe Eco Degreaser is a highly effective and environmentally responsible, soy-based degreaser for the removal of soot, grease and oil from all surfaces. Based on a revolutionary high-performance soy solvent, Eco Degreaser is non-toxic, non-hazardous, non-corrosive and non-flammable and safe to use on all surfaces including; concrete, metals, brick, natural stone and other porous and dense surfaces.



CODE	DESCRIPTION	BOX QTY	PLT QTY
CLGED1	1L GuardIT Soy Safe Eco Degreaser	6	-
CLGED5	5L GuardIT Soy Safe Eco Degreaser	4	-



ADBRITE LA827 Rust Remover

Adbrite LA827 is a concentrate liquid acidic detergent and descaler specifically formulated to remove rust and hard water scale off a variety of surfaces. LA827 retains its effectiveness even in the presence of light oil films.



CODE	DESCRIPTION	BOX QTY	PLT QTY
CLAB8275	5L Adbrite LA827 Rust Remover	4	-
CLAB82725	25L Adbrite LA287 Rust Remover	-	32



BOSS SHIELD SURFACE PROTECTANT

BossShield is a surface protectant and is designed to be applied to tools and equipment to prevent concrete adhering. The revolutionary coating is non-greasy and makes tools and equipment easy to clean and maintain. Apply to all your tools from trowels, floats and edgers to screeds wheelbarrows and poles, BossShield will make clean up a breeze and extend the life of your tools.



CODE	DESCRIPTION
SPBS500	500ml Boss Shield Surface Protectant
SPBS1	1L Boss Shield Surface Protectant
SPBS5	5L Boss Shield Surface Protectant
SBPS20	20L Boss Shield Surface Protectant



CONSTRUCTION SUPPLIES - DRAINAGE

STEP IRONS

Step Irons are fixed into the wall of the drainage pits and structures at regular intervals to enable safe access for pit maintenance and inspections.



CODE	DESCRIPTION	BOX QTY	PALLET QTY
SIYP225	225mm Sure-Step Plastic Coated Step Iron	10	-
SIYP286	286mm Sure-Step Plastic Coated Step Iron	10	-
SIYP375	375mm Sure-Step Plastic Coated Step Iron	10	-
SICIP	Sure-Step Cast in Plug	200	-



STRIP DRAIN

Strip drain or filter drain is a section of dimpled sheet wrapped in a filter fabric and is typically used to drain water from behind shotcrete walls in basement construction. The drain is typically installed between each pile prior to shotcreting. The Drain then collects water that gathers at the back of the wall and distributes it to a main sump drain where it is pumped into the stormwater.



CODE	DESCRIPTION	ROLL LENGTH
DSD1004050	100mm x 40mm Strip Drain	50m
DSD1504050	150mm x 40mm Strip Drain	50m
DSD2004050	200mm x 40mm Strip Drain	50m
DSD3004050	300mm x 40mm Strip Drain	50m



SHEET DRAIN

Sheet drain is a dimpled plastic core with a non-woven geofabric adhered to one side. When installed against a concrete structure, sheet drain creates a void between the subsoil and the structure allowing groundwater to drain away from the structure. This prevents a build-up of hydrostatic pressure which could damage the structure or cause it to fail.



CODE	DESCRIPTION	ROLL LENGTH
DSHD121025	12mm x 1.0m Sheet Drain	25m
DSHD181225	18mm x 1.2m Sheet Drain	25m



FINISH COLLAR & GRATES

Finish collar & grates are ideal for use under downpipes or collecting small amounts of surface water. The collar and grate sits flush with the finished surface and connects to a standard PVC riser.



CODE	DESCRIPTION	BOX QTY	DEPTH
90FCG	90mm Finish Collar & Grate	70mm	80mm
100FCG	100mm Finish Collar & Grate	50mm	80mm



CONSTRUCTION SUPPLIES - DRAINAGE

DRAIN CHANNELS

Drainage Channels are typically a plastic moulded channel that is installed and connected to stormwater prior to the concrete pour. Manufactured from tough recycled plastic, channels are available in a range of sizes and a range of grates to suit a broad range of applications. Width and depth detailed below is overall width and depth.



CODE	DESCRIPTION	WIDTH	DEPTH
DCRMATE1	1m Reln Storm Mate	119mm	85mm
DCRMATEEC	Storm Mate End Cap	-	-
DCRSDB1	1m Reln Storm Drain with Black Grate	121mm	129mm
DCRSDB3	3m Reln Storm Drain with Black Grate	121mm	129mm
DCRSDB1	1m Reln Storm Drain with Gal Grate	121mm	129mm
DCRSDB3	3m Reln Storm Drain with Gal Grate	121mm	129mm
DCRSDH1	1m Reln Storm Drain with Heel Guard Grate	121mm	129mm
DCRSDH3	3m Reln Storm Drain with Heel Guard Grate	121mm	129mm
DCRSDEC	Reln Storm Drain End Cap	-	-
DCRSDP1	1m Reln Storm Drain Pro	202mm	205mm
DCRSDPEC	Reln Storm Drain Pro End Cap	-	-
DCRSMG1	1m Reln Storm Masta with Gal Grate	273mm	263mm
DCRSMEC	Reln Storm Masta End Cap	-	-



DRAIN PITS

Drain pits are an important consideration in surface water drainage and can be used in a number of ways. Most commonly they are used as an intersection between drain channels or as a standalone pit to collect rainwater.



CODE	DESCRIPTION	WIDTH	DEPTH
DPR250A	Reln 250 Series Rainwater Pit with Alumimum Grate	250mm	285mm
DPR250B	Reln 250 Series Rainwater Pit with Black Plastic Grate	250mm	285mm
DPR300A	Reln 300 Series Rainwater Pit with Alumimum Grate	350mm	325mm
DPRU200B	Reln 200 Series Uni-Pit with Black Plastic Grate	225mm	89mm
DPRU300A	Reln 300 Series Uni-Pit with Alumimum Grate	343mm	139mm



CONSTRUCTION SUPPLIES - FASTENERS

FISCHER VL

Fischer VL is a vinylester hybrid anchoring chemical approved for standard applications in cracked and non-cracked concrete and masonry. It is ideal for anchoring dowel bars and reinforcing into concrete and masonry.

Fischer VL is available in both a 300ml and 410ml cartridge and includes a spiral nozzle for injection.



CODE	DESCRIPTION	PACK QTY
ACFVL300	Fischer VL Anchoring Chemical 300ml	20
ACFVL410	Fischer VL Anchoring Chemical 410ml	16

FISCHER EM PLUS

Fischer EM Plus is a high-quality anchoring epoxy for top load-bearing capacity in cracked and non-cracked concrete and masonry. With an externally certified service life of over 100 years, Fischer EM Plus is best suited for critical applications, high loads or seismic applications. Ideal for fixing of shear connectors, high load steelwork, large diameter or high anchorage depth applications and for flooded or water-filled holes. Fischer EM390 Epoxy requires the FIS AM Cartridge dispenser



CODE	DESCRIPTION	PACK QTY
ACFEM390	Fischer EM Plus Anchoring Epoxy 390ml	20

POWERS PV45

Powers PV45 is a two-component polyester chemical anchor for common fixing applications such as anchoring threaded rod. The styrene free formula is quick and simple to install and has a fast curing time. PV45-PRO is not recommended for safety-critical long-term sustained load applications.



CODE	DESCRIPTION	PACK QTY
ACPPV45	Powers PV45 Anchoring Chemical 410ml	10

POWERS PURE 150 PRO

Powers Pure150-Pro is a two-component epoxy adhesive system for bonding steel elements and post-installing reinforcing bars in cracked and uncracked concrete. It is also suitable for anchoring in water-filled and diamond cored holes. The cartridge design fits most popular twin cartridge dispensers.



CODE	DESCRIPTION	PACK QTY
ACPP150P	Powers Pure 150 Anchoring Epoxy 410ml	6

CONSTRUCTION SUPPLIES - FASTENERS

RAMSET CHEMSET 101 PLUS

Ramset Chemset 101 Plus is a multi-purpose polyester adhesive for anchoring threaded studs and start bars in solid and hollow substrates. The high-performance marine grade resin allows for a full load capacity in flooded holes. Chemset 101 Plus has a fast cure time, is styrene free and is VOC compliant.



CODE	DESCRIPTION	PACK QTY
AER101P380	Ramset 101 Plus Anchoring Chemical 380ml	20

RAMSET CHEMSET 502J

Ramset Chemset Reo502J Plus is a heavy-duty pure epoxy for anchoring threaded studs and reinforcing bar into cracked and uncracked concrete. Complying to AS5216 and the National Construction Code (NCC) for use in cracked concrete and seismic applications in all weather conditions. The 600ml cartridge requires the Ramset Universal applicator gun to dispense.



CODE	DESCRIPTION	PACK QTY
AER502J	Ramset 502J Anchoring Epoxy 600ml	20

RAMSET 801 XTREM XC2

Ramset Chemset 801 Xtreme™ is a C1 and C2 seismic certified Vinylester anchoring chemical for extreme anchoring applications such as seismic, cracked concrete, fire and flooded hole installation. Torque can be applied within 1 hour of installation, perfect for handrails, balustrades and structural steel applications where early torque is required.



CODE	DESCRIPTION	PACK QTY
AER801X380	Ramset 801 Xtrem XC2 Anchoring Epoxy 380ml	20
AER801X750	Ramset 801 Xtrem XC2 Anchoring Epoxy 750ml	12

RAMSET EPCON C8 EXTREME

Ramset Epcon™ C8 Extreme is a pure epoxy anchoring chemical that has been independently tested and assessed for 100-year design life. It is suitable for extreme anchoring environments including seismic, cracked concrete, core drilled holes, oversized diameters, flooded conditions and even underwater applications. The 450ml cartridge requires the Ramset C8 cartridge gun for dispensing.



CODE	DESCRIPTION	PACK QTY
AERC8450	Ramset EpconC8 Extreme Anchoring Epoxy 450ml	12

CONSTRUCTION SUPPLIES - FASTENERS

SCREW BOLTS - ZINC

Screw bolts are ideal for temporary or permanent fixing into masonry substrates. Screw Bolts are often confused with Excalibur Bolts. Whilst they may look similar, Excalibur Bolts are the original high strength screw bolt and are typically specified in load critical applications. Zinc Coated screw bolts are typically used in indoor environments or where only temporary fixing is required.



CODE	DESCRIPTION	HEAD SIZE	PACK QTY
SBZ650	6x50mm DeWalt Blue-Tip Screw Bolt	10mm	100
SBZ6100	6x100mm DeWalt Blue-Tip Screw Bolt	10mm	50
SBZ855	8x55mm DeWalt Blue-Tip Screw Bolt	13mm	50
SBZ865	8x65mm DeWalt Blue-Tip Screw Bolt	13mm	50
SBZ875	8x75mm DeWalt Blue-Tip Screw Bolt	13mm	50
SBZ8100	8x100mm DeWalt Blue-Tip Screw Bolt	13mm	25
SBZ1060	10x60mm DeWalt Blue-Tip Screw Bolt	17mm	50
SBZ1080	10x80mm DeWalt Blue-Tip Screw Bolt	17mm	25
SBZ10100	10x100mm DeWalt Blue-Tip Screw Bolt	17mm	25
SBZ10120	10x120mm DeWalt Blue-Tip Screw Bolt	17mm	25
SBZ1280	12x80mm DeWalt Blue-Tip Screw Bolt	19mm	25
SBZ12100	12x100mm DeWalt Blue-Tip Screw Bolt	19mm	25
SBZ12150	12x150mm DeWalt Blue-Tip Screw Bolt	19mm	20
SBZ16150	16x150mm DeWalt Blue-Tip Screw Bolt	24mm	10

SCREW BOLTS - GALVANIZED

Screw bolts are ideal for temporary or permanent fixing into masonry substrates. Screw Bolts are often confused with Excalibur Bolts. Whilst they may look similar, Excalibur Bolts are the original high strength screw bolt and are typically specified in load critical applications. Galvanized screw bolts are typically used in outdoor environments or areas subject to excessive moisture.



CODE	DESCRIPTION	HEAD SIZE	PACK QTY
SBG855	8x55mm DeWalt Blue-Tip Screw Bolt	13mm	50
SBG865	8x65mm DeWalt Blue-Tip Screw Bolt	13mm	50
SBG875	8x75mm DeWalt Blue-Tip Screw Bolt	13mm	50
SBG8100	8x100mm DeWalt Blue-Tip Screw Bolt	13mm	25
SBG1060	10x60mm DeWalt Blue-Tip Screw Bolt	17mm	50
SBG1080	10x80mm DeWalt Blue-Tip Screw Bolt	17mm	25
SBG10100	10x100mm DeWalt Blue-Tip Screw Bolt	17mm	25
SBG10120	10x120mm DeWalt Blue-Tip Screw Bolt	17mm	25
SBG1280	12x80mm DeWalt Blue-Tip Screw Bolt	19mm	25
SBG12100	12x100mm DeWalt Blue-Tip Screw Bolt	19mm	25
SBG12150	12x150mm DeWalt Blue-Tip Screw Bolt	19mm	20
SBG16100	16x100mm DeWalt Blue-Tip Screw Bolt	24mm	10
SBG16150	16x150mm DeWalt Blue-Tip Screw Bolt	24mm	10

BULLET HEAD NAILS

Bullethead nails are by far the most common nails used in concrete construction and formwork. We are aware that not all nails are equal - we test every shipment to ensure our bullet head nails are the best they can be. The tough plastic buckets ensure that the nails stay where they're meant to be - not spread all over the back of your truck.



CODE	DESCRIPTION	BUCKETS / PALLET
NB301615	30mm Bullet Head Nails - 15kg Bucket	48
NB502815	50mm Bullet Head Nails - 15kg Bucket	48
NB753715	75mm Bullet Head Nails - 15kg Bucket	48
NB1004515	100mm Bullet Head Nails - 15kg Bucket	48



DUPLEX NAILS

Duplex nails are a unique double-headed nail used in formwork. The nail is driven into the depth of the first head, leaving the second head exposed. This makes for quick and easy removal of the nail when the formwork is stripped.



CODE	DESCRIPTION	BUCKETS / PALLET
ND502815	50mm Duplex Nails - 15kg Bucket	48
ND753715	75mm Duplex Nails - 15kg Bucket	48
ND1004515	100mm Duplex Nails - 15kg Bucket	48



IMPLUSE GUN NAILS

Most cordless and pneumatic framing guns use collated nails. The nails are collated into a magazine to insert directly into the gun. Not only is this a great time saver, but it also ensures every nail is perfectly aligned with the guns firing pin for a perfect shot every time. Some nails also come with impulse gas cartridges.



CODE	DESCRIPTION
NP503000	50mm Paslode Framing Nails - Box of 3000
NP753000	75mm Paslode Framing Nails - Box of 3000



CONSTRUCTION SUPPLIES - FASTENERS

TIMBER SCREWS

Type 17 Hex Head screws are a self-drilling screw specifically designed for use in timber and are ideal for fixing timber to timber or brackets to timber. Unlike most timber screws, we specifically package our screws in plastic buckets to make it easy to reuse.



CODE	DESCRIPTION	HEAD	BUCKET QTY
SZ1740516B	40mm Type 17 Hex Head Timber Screw	5/16	1000
SZ1740B	40mm Type 17 Hex Head Timber Screw	3/8	1000
SZ1750516B	50mm Type 17 Hex Head Timber Screw	5/16	1000
SZ175038B	50mm Type 17 Hex Head Timber Screw	3/8	1000
SZ1765516B	65mm Type 17 Hex Head Timber Screw	5/16	1000
SZ1775B	75mm Type 17 Hex Head Timber Screw	3/8	500
SZ17100B	100mm Type 17 Hex Head Timber Screw	3/8	500

RUNNING SHORT ON LABOUR? YOU NEED A MAX TIE GUN!!!

MAX

You probably already own a cordless nail gun, yet a rebar tie gun appears expensive. Think about it, the nail gun is 10x the cost of a hammer, the collated nails are 3x the price yet, you've got a nail gun. A rebar tie gun is no different.

A quality rebar tie gun will dramatically increase efficiency, reduce man ours and put control back in your hands. The common response from new Max tie gun users is, Why didn't I do this earlier?

The 7th generation Max Twintier, eliminates all the frustrations of previous models or other models on the market currently.

- ✓ **30% Faster**
- ✓ **200% More ties per**
- ✓ **70% Less wire usage**
- ✓ **50% Stronger tie**



FIND THEM ON PAGE 121

FORMATUBE COLUMN FORMWORK

Formatube is a wax-lined, cardboard tube specifically designed to form round concrete columns. Its strength and versatility makes it light and simple to handle. Simply install as per specifications, fill with concrete and wait for it to cure. Once the concrete has set, the cardboard tube can be removed and discarded revealing a perfectly formed circular column. The oil lining provides a great finish and makes it easy to strip. An optional plastic lining can be added to create a high-class finish.

Note: Due to the sensitive wax lining, once the tubes have been dispatched, they cannot be returned or refunded.



CODE	DESCRIPTION	INTERNAL DIA
FT1504	150mm x 4m Formatube	152mm
FT2004	200mm x 4m Formatube	204mm
FT2503	250mm x 3m Formatube	254mm
FT2504	250mm x 4m Formatube	254mm
FT3003	300mm x 3m Formatube	305mm
FT3004	300mm x 4m Formatube	305mm
FT3503	350mm x 3m Formatube	356mm
FT3504	350mm x 4m Formatube	356mm
FT4003	400mm x 3m Formatube	406mm
FT4004	400mm x 4m Formatube	405mm
FT4503	450mm x 3m Formatube	457mm
FT4504	450mm x 4m Formatube	457mm
FT5003	500mm x 3m Formatube	508mm
FT5004	500mm x 4m Formatube	508mm
FT5504	550mm x 4m Formatube	559mm
FT6003	600mm x 3m Formatube	610mm
FT6004	600mm x 4m Formatube	610mm
FT6604	650mm x 4m Formatube	660mm
FT7004	700mm x 4m Formatube	711mm
FT7504	750mm x 4m Formatube	750mm
FT8004	800mm x 4m Formatube	812mm
FT9004	900mm x 4m Formatube	914mm
FT10004	1000mm x 4m Formatube	990mm
FT120024	1200mm x 2.4m Formatube	1200mm

NEED A RESUABLE OPTION?
TRY GEOTUB ROUND.

PLASTUBE COLUMN FORMWORK

Plastube is a lightweight plastic column formwork used for forming round concrete columns. Plastube is manufactured by spirally winding a continuous strip of plastic profile, locking the edges together to form a tube. It is available in a standard and heavy-duty profile can be lined for a high-class finish and can be custom made to length and diameter. Plastube is not affected by weather and can be used in above and below grade applications.



CODE	DESCRIPTION
PTS250	250mm Plastube Standard Duty
PTS250L	250mm Plastube Standard Duty - Lined
PTS300	300mm Plastube Standard Duty
PTS300L	300mm Plastube Standard Duty - Lined
PTS350	350mm Plastube Standard Duty
PTS350L	350mm Plastube Standard Duty - Lined
PTS400	400mm Plastube Standard Duty
PTS400L	400mm Plastube Standard Duty - Lined
PTS450	450mm Plastube Standard Duty
PTS450L	450mm Plastube Standard Duty - Lined
PTS500	500mm Plastube Standard Duty
PTS500L	500mm Plastube Standard Duty - Lined
PTS550	550mm Plastube Standard Duty
PTS550L	550mm Plastube Standard Duty - Lined
PTS600	600mm Plastube Standard Duty
PTS600L	600mm Plastube Standard Duty - Lined
PTS650	650mm Plastube Standard Duty
PTS650L	650mm Plastube Standard Duty - Lined
PTS700	700mm Plastube Standard Duty
PTS700L	700mm Plastube Standard Duty - Lined
PTS750	750mm Plastube Standard Duty
PTS750L	750mm Plastube Standard Duty - Lined
PTS800	800mm Plastube Standard Duty
PTS800L	800mm Plastube Standard Duty - Lined
PTS850	850mm Plastube Standard Duty
PTS850L	850mm Plastube Standard Duty - Lined
PTS900	900mm Plastube Standard Duty
PTS900L	900mm Plastube Standard Duty - Lined
PTS950	950mm Plastube Standard Duty



Geoplast

Geotub round column formwork is the first reusable plastic formwork system for the construction of round columns. The modular pieces make it easy to assemble around steelwork and adjust to suit the height of the columns.

Scan the QR Code or click here for further information.



METAL COLUMN FORMWORK

Metal form tube is a light gauge, galvanized steel tube designed to be used as a permanent round column formwork. Simply install the columns and fill with concrete. The galvanized steel tube remains permanently around the column. Ideal for both above and below grade applications.



CODE	DESCRIPTION
FTM3003	300mm x 3m Metal Form Tube
FTM3004	300mm x 4m Metal Form Tube
FTM3503	350mm x 3m Metal Form Tube
FTM3504	350mm x 4m Metal Form Tube
FTM4003	400mm x 3m Metal Form Tube
FTM4004	400mm x 4m Metal Form Tube
FTM4503	450mm x 3m Metal Form Tube
FTM4504	450mm x 4m Metal Form Tube
FTM5003	500mm x 3m Metal Form Tube
FTM5004	500mm x 4m Metal Form Tube
FTM5504	550mm x 4m Metal Form Tube
FTM6003	600mm x 3m Metal Form Tube
FTM6004	600mm x 4m Metal Form Tube
FTM6504	650mm x 4m Metal Form Tube
FTM7004	700mm x 4m Metal Form Tube
FTM7504	750mm x 4m Metal Form Tube
FTM8004	800mm x 4m Metal Form Tube
FTM9004	900mm x 4m Metal Form Tube
FTM1004	1000mm x 4m Metal Form Tube

CONFORM FLEXIBLE BOARDS

Conform is the #1 system when it comes to PVC pavement formwork and designed to ensure accurate and quality concrete pours in quick time. The PVC forms are light-weight and durable and feature a rebate in the back of them to accept camlock.

The unique camlock system allows for quick set-up and adjustment and ensures a near-seamless finish. Reusable for several years, Con-Form boards lead to significant savings in terms of time, money, and effort. Flexible boards are ideal for moderate curved pavement formwork.



CODE	DESCRIPTION	DEPTH	PACK QTY
CFF7548	75mm Flexible Conform Board - 4.8m	75mm	5
CFF9048	90mm Flexible Conform Board - 4.8m	90mm	5
CFF15048	150mm Flexible Conform Board - 4.8m	150mm	5
CFF20048	200mm Flexible Conform Board - 4.8m	200mm	5
CFF30048	300mm Flexible Conform Board - 4.8m	300mm	5



CONFORM RIGID BOARDS

Conform is the #1 system when it comes to PVC pavement formwork and designed to ensure accurate and quality concrete pours in quick time. The PVC forms are light-weight and durable and feature a rebate in the back of them to accept camlock.

The unique camlock system allows for quick set-up and adjustment and ensures a near-seamless finish. Reusable for several years, Con-Form boards lead to significant savings in terms of time, money, and effort. Rigid boards are slightly thicker than the flexible boards and feature an extra gusset inside the board making them rigid. They are still fully compatible with all the other Conform boards and accessories.



CODE	DESCRIPTION	DEPTH	PACK QTY
CFR9048	90mm Rigid Conform Board - 4.8m	90mm	5
CFR15048	150mm Rigid Conform Board - 4.8m	150mm	5



CONFORM STAKES

Conform Stakes are a 19mm steel stake with a tapered point to make it easy to drive into the ground. Some also come with a series of drilled holes along the length to enable screwing or nailing into conventional timber formwork.

When used with Conform boards, the pin is driven behind the board and a Camlock clamps around the peg securing the board in place.

The 600mm peg is the most common peg as it can be used with any of the Conform boards and allows for double stacking of boards if required.



CODE	DESCRIPTION	LENGTH	PACK QTY
CFP20300	Conform 20x300mm Formwork Pin	300mm	10
CFP20450	Conform 20x450mm Formwork Pin	450mm	10
CFP20600	Conform 20x600mm Formwork Pin	600mm	10



CONFORM CAMLOCK

The Conform camlock fitting twists and locks in the groove of any of the conform boards. A steel peg can then be driven between the camlock and the board. Rotating the handle causes the camlock to securely lock on to the peg.

This brilliant system requires no nails or screws and is simple to re-adjust the height of the board.

Camlocks are required approximately every 0.8-1m along the board. Super flex boards require closer spacing of 0.4-0.6m depending on the radius.



CODE	DESCRIPTION	PACK QTY
CFCAM	Conform Camlock Fitting	50



CONFORM ACCESSORIES

From simple joiners for seamless connection between boards, to hinge connectors for creating angled joins to exterior corner connectors, the conform system has a range of accessories that make it a truly revolutionary system.



CODE	DESCRIPTION
CFEC75	75mm Conform End Connector
CFEC90	90mm Conform End Connector
CFEC150	150mm Conform End Connector
CFEC200	200mm Conform End Connector
CFHEC90	90mm Hinge Connector
CFHEC150	150mm Hinge Connector
CFHEC200	200mm Hinge Connector
CFHEC90SF	90mm Hinge Connector - Super flex to Flex/Rigid
CFHEC90SFSF	90mm Hinge Connector - Superflex to Superflex
CFECC90	90mm Exterior Corner Connector



COLUMN CLAMPS

Column clamps are used to support square and rectangle conventional column formwork. Each clamp interlocks with the previous one to form a square or rectangle. Wedges are then driven through the slot of the clamp tightening the clamp around the formwork.



CODE	DESCRIPTION	COLUMN SIZE
FCC850	Set-Up 850mm Column Clamp - Set of 4	250-600mm
FCC1100	Set-Up 1100mm Column Clamp - Set of 4	400-800mm
FCC1350	Set-Up 1350mm Column Clamp - Set of 4	600-1050mm
FCCWED	Set-Up Column Clamp Wedges	-



LVL EDGE BOARD

LVL edge board timber is generally coloured red and is typically used in slab on ground formwork. Due to its lightweight, strength, stability and straightness, it is often used for forming house slabs, pathways, carparks etc.

**LVL edge board is only available for purchase in full pack lots.



CODE	DESCRIPTION	PACK QTY
FTEB-10036-48	100x36mm LVL Edge Board - 4.8m	50
FTEB-10036-60	100x36mm LVL Edge Board - 6.0m	50
FTEB-15036-48	150x36mm LVL Edge Board - 4.8m	40
FTEB-15036-60	150x36mm LVL Edge Board - 6.0m	40
FTEB-20036-48	200x36mm LVL Edge Board - 4.8m	30
FTEB-20036-60	200x36mm LVL Edge Board - 6.0m	30
FTEB-24036-48	240x36mm LVL Edge Board - 4.8m	25
FTEB-24036-60	240x36mm LVL Edge Board - 6.0m	25



CONSTRUCTION SUPPLIES - FORMWORK

LVL FORMWORK BEAMS

LVL Formwork Beams are a structural LVL timber manufactured in a controlled process to meet the requirements of AS/NZA3457. It typically orange in colour and is used in suspended applications for bearers, joists and walers in suspended or vertical formwork applications. LVL timbers are dimensionally straighter and stronger than standard timber and are often lighter making them ideal for many formwork applications.



CODE	DESCRIPTION	PACK QTY
FTFB-9547-48	95x47mm LVL Formwork Beam - 4.8m	50
FTFB-9547-60	95x47mm LVL Formwork Beam - 6.0m	50
FTFB-9565-48	95x65mm LVL Formwork Beam - 4.8m	40
FTFB-9565-60	95x65mm LVL Formwork Beam - 6.0m	40
FTFB-15077-48	150x77mm LVL Formwork Beam - 4.8m	30
FTFB-15077-60	150x77mm LVL Formwork Beam - 6.0m	30

**LVL formwork beams are only available for purchase in full pack lots.

FORM PLY

Form ply is a film faced plywood used as formwork in concrete casting applications. Unlike standard plywood, the film face prevents the timber from absorbing bleed water and results in a smooth concrete surface. Non-Structural Plywood is typically not rated and cannot be used for suspended or high load applications. Ideal for small retaining walls, capping beams etc.

Structural Plywood has been independently tested and certified for use in suspended and structural applications.



CODE	DESCRIPTION	PACK QTY
FP-17-1800-F14	F14 Non-Structural Form ply - 1800x1200x17mm	50
FP-17-2400-F14	F14 Non-Structural Form ply - 2400x1200x17mm	50
FP-17-1800-F17	F17 Structural Form ply - 1800x1200x17mm	50
FP-17-2400-F17	F17 Structural Form ply - 2400x1200x17mm	50

FORM PROPS

Form props are used for temporary propping in a wide range of construction applications. The props consist of two telescoping tubes with base plates. A pin mechanism locks these tubes in place once the desired length is reached. The removable pin allows for quick gross adjustments then the pin is inserted the external tread can be used to make fine adjustments and lock it into place.



CODE	DESCRIPTION
FP0	No. 0 Form Prop - 1100-1960mm
FP1	No. 1 Form Prop - 1650-2170mm
FP2	No. 2 Form Prop - 1980-3340mm
FP3	No. 3 Form Prop - 2590-3940mm

PUSH PULL PROPS

Push Pull props are designed to support and align wall formwork and thanks to their unique design, they can operate in both compression (pushing) and in traction (pulling). The prop can be set to rough length by removing the locking pin, sliding to length then setting the pin in the appropriate hole. The prop and formwork can then be fine tuned by winding the main shaft.



CODE	DESCRIPTION
PPP712	Set-Up Push Pull Prop - 700-1200mm
PPP117	Set-Up Push Pull Prop - 1000-1700mm
PPP183	Set-Up Push Pull Prop - 1800-3000mm
PPP234	Set-Up Push Pull Prop - 2300-4000mm



PUSH PULL PROP STILLAGE

Prop Stillages are great for storing large volumes of props. Each stillage can hold approximately 50 props and stillages can be stacked on top of each other for convenient storage.



CODE	DESCRIPTION
GPSS	Push Pull Prop Storage Stillage



CONDUIT & CONE ASSEMBLY

Conduit & Cone Assemblies are pre-cut to the desired wall thickness and are used to create a void for a tie bar to pass through. Typically, conduit is cut to size on the jobsite wasting valuable time and resource.

Conduit & cone assemblies save time, money and resource. Each conduit is cut to the exact length and packed in bundles of 100. Each pack includes 200 cones to suit.



CODE	DESCRIPTION	PACK QTY
CCA150	Set-Up 22mm x 150mm Bag Of 100	100
CCA200	Set-Up 22mm x 200mm Bag Of 100	100
CCA250	Set-Up 22mm x 250mm Bag Of 100	100
CCA300	Set-Up 22mm x 300mm Bag Of 100	100
CCA400	Set-Up 22mm x 400mm Bag Of 100	100
CCA500	Set-Up 22mm x 500mm Bag Of 100	100
CCA600	Set-Up 22mm x 600mm Bag Of 100	100



CONSTRUCTION SUPPLIES - FORMWORK

FORMWORK CONDUIT

Formwork conduit is a plastic sacrificial conduit used to create a void around Zbar ties to enable their removal once the formwork has been stripped. Conduit is available in a range of sizes and can easily be cut to the required length using a handsaw or power saw.



CODE	DESCRIPTION	LENGTH	PACK QTY
CONDS22	Set-Up 22mm Formwork Conduit	2.9m	25
CONDS26	Set-Up 26mm Formwork Conduit	3.0m	20



CONDUIT CONES

Formwork cones are a tapered plastic cone designed to facilitate patching of conduit holes once formwork has been stripped. The cones fit snugly on the end of the conduit and flush against the formwork to prevent slurry leakage into the conduit. The cones can be popped out once the formwork has been stripped leaving a neat recess that can be plugged or patched.



CODE	DESCRIPTION	LENGTH	PACK QTY
CONES22	Set-up 22mm Formwork Cones	2.9m	25
CONES26	Set-up 26mm Formwork Cones	3.0m	20



FORMWORK REPAIR PLUGS

Formwork plugs are used to fill unwanted tie bar holes in formply and formwork enabling the reuse of formwork. The plug is slightly tapered to ensure a snug fit.



CODE	DESCRIPTION	PACK QTY
FP19	19mm Formwork Plug	1000



SEALING CONES

Sealing cones are a quick and innovative solution to patching tie bar holes. Traditionally a skilled patcher would be required to patch the tie bar holes with a mortar and a fairing coat. The fibre reinforced cones are the same profile as a conduit cone and can be simply glued into place once the conduit cone has been removed.



CODE	DESCRIPTION	PACK QTY
SCMF22100	22mm Sealing Cone with Spigot	100



CONSTRUCTION SUPPLIES - FORMWORK

FORMWORK FILLET

Formwork fillet is a solid PVC triangular section used to create an attractive chamfer or bevel on the edge of a formed concrete structure preventing chipping and spalling.

The PVC section has sufficient flex to accommodate moderate curves and bends in formwork and can be recovered and reused once the formwork has been stripped.



CODE	DESCRIPTION	LENGTH	PACK QTY
FILM1730S	Modfix 17mm PVC Fillet	3.0m	25



FALSE JOINT

False joint, also called mock joint, is used in precast and formwork applications to create a trapezoidal-shaped recess in the face of formed concrete.



CODE	DESCRIPTION	LENGTH	PACK QTY
FJMJ40	Modfix 40mm PVC False Joint	3.0m	25



GROUT / SPIRAL TUBE

Grout tube or spiral duct, is used in precast and suspended applications to create a void to create a permanent connection. Grout tubes are cast into precast elements which create a void to locate and connect the elements together using starter bars or dowel bars. Once the elements are in position, the grout tubes are filled with grout, locking the elements in position.



CODE	DESCRIPTION	LENGTH	PACK QTY
GTM4025	40mm Grout Tube Spiral Tube - 2.5m	2.5m	100
GTM5025	50mm Grout Tube Spiral Tube - 2.5m	2.5m	100
GTM6025	60mm Grout Tube Spiral Tube - 2.5m	2.5m	100
GTM7025	70mm Grout Tube Spiral Tube - 2.5m	2.5m	100
GTM8025	80mm Grout Tube Spiral Tube - 2.5m	2.5m	100
GTM10025	100mm Grout Tube Spiral Tube - 2.5m	2.5m	100



CONSTRUCTION SUPPLIES - FORMWORK

POLY PIPE

19mm poly pipe has a wide variety of uses in the construction industry and is often used in grouting post tensioned elements. The pipe is connected to a grout vent on the PT pan before pouring. Once the slab has been poured and tensioned, the pipe is used as a conduit to fill the main PT duct with grout.



CODE	DESCRIPTION	LENGTH
PBP19100	19mm Poly Pipe - 100m	100m
PBP19200	19mm Poly Pipe - 200m	200m



GROUT DONUTS

Grout donuts are a low density foam ring and are placed over starter bars before precast elements are installed. If the panel is shimmed for levelling and alignment, there may be an air gap between the footing and the panel. The foam donut fills the gap preventing leakage when grouting.



CODE	DESCRIPTION	PACK QTY
FD6011535	60/115mm Foam Grout Donut	250



SCREED MASTER CHAIRS

The ScreedMaster chair is an adjustable, multi purpose chair designed to help control finished concrete levels as well as hold down suspended formwork for stepdowns, rebates and steps in slabs. The ScreedMaster chair can be adjusted from 125mm to 245mm in height by simply winding the head up or down. Greater heights can be achieved by removing the head and inserting M16 threaded bar. The feet of the chair are also dimpled to provide minimum exposure when stripping suspended formwork.



CODE	DESCRIPTION	BOX QTY	PALLET QTY
BCSM50	Screedmaster Chairs Box of 50	50	16



STEEL STRAPPING

Steel Strapping is ideal for strapping heavy formwork ready for transport. It's easy to use, economical and high strength for heavy loads. We stock a range of accessories, seals, crimpers, tensioners and dispensers to suit steel strapping.



CODE	DESCRIPTION	PACK QTY
SS19STRAP	19mm Steel Strapping	15kg Roll
SS19SEAL	19mm Steel Strapping Seals	1000
SS19TENS	Steel Strapping Tensioner	1
SS19CRIMP	Steel Strapping Crimp Tool	1
SS19DISP	Steel Strapping Dispenser	1
SS19KIT	Steel Strapping Package	
	Kit Includes: 1 x Dispenser, 1 x Tensioner, 1 x Crimper, 3 Rolls of Strapping and 1 Box of (1000) seals.	



COIL TIE BOLTS

Coil ties are a unique form tie system which does not leave a hole through the formed wall. The coil tie connects to coil tie cones and this combination sets the width of the wall. Coil tie bolts are then inserted through the formwork and thread into the coil tie.

Once the wall has been poured, the bolts and cones can be removed and the remaining recess patched.

Coil tie bolts are available in a range of lengths depending on the formwork and bracing requirements.



CODE	DESCRIPTION	PACK QTY
CTB200	200mm Coil Tie Bolt	100
CTB250	250mm Coil Tie Bolt	100
CTB300	300mm Coil Tie Bolt	100



COIL TIES

Coil ties are a unique form tie system which does not leave a hole through the formed wall. The coil tie connects to coil tie cones and this combination sets the width of the wall. Coil tie bolts are then inserted through the formwork and thread into the coil tie.

Once the wall has been poured, the bolts and cones can be removed and the remaining recess patched. The coil tie cannot be retrieved and remains in the wall.



CODE	DESCRIPTION	PACK QTY
CT125	125mm Coil Tie	100
CT150	150mm Coil Tie	100
CT175	175mm Coil Tie	100
CT200	200mm Coil Tie	100



CONSTRUCTION SUPPLIES - FORMWORK

COIL TIE CONES

Coil ties are a unique form tie system which does not leave a hole through the formed wall. The coil tie connects to coil tie cones and this combination sets the width of the wall. Coil tie bolts are then inserted through the formwork and thread into the coil tie.

Once the wall has been poured, the bolts and cones can be removed and the remaining recess patched. The coil tie cannot be retrieved and remains in the wall.



CODE	DESCRIPTION	PACK QTY
CTC12	12.5mm Coil Tie Cone	100
CTC25	25mm Coil Tie Cone	100



ZBAR

Zbar is a coarsely threaded tie bar used to support formwork. The coarse thread means the bar can be cut at any point and nuts and couplers can be threaded straight on without the need to de-burr the cut section. In formwork applications, hot rolled zbar must be used as cold rolled zbar is much lower strength.

Zbar is typically enclosed in conduit and passed through the centre of formwork, ensuring that the bar can be removed and reused once the concrete has been poured.



CODE	DESCRIPTION	LENGTH	DIA
ZBAR1	1.0m Hot Rolled Zbar	1.0m	Ø 16mm
ZBAR12	1.2m Hot Rolled Zbar	1.2m	Ø 16mm
ZBAR15	1.5m Hot Rolled Zbar	1.5m	Ø 16mm
ZBAR3	3.0m Hot Rolled Zbar	3.0m	Ø 16mm
ZBAR6	5.8m Hot Rolled Zbar	5.8m	Ø 16mm



FRP ZBAR

FRP – Fibre Reinforced Plastic – Zbar is ideal for use where Zbar cannot be removed after the pour. Being plastic, once the bar is encased in concrete, it will not rust like traditional zbar preventing the possibility of concrete cancer. It is also ideal for use in water retaining structures as there is no need for conduit which will need to be waterproofed and patched to prevent water penetration. The bar can be simply cut off flush with the formed surface.

FRP Zbar is compatible with all common Zbar Fittings



CODE	DESCRIPTION	LENGTH	DIA
ZBFRPB60	6.0m FRP Tielock Zbar	6.0m	Ø 16mm



CONSTRUCTION SUPPLIES - FORMWORK

ZBAR WING NUTS

Zbar wing nuts utilise the Dywidag thread and designed to be used with both steel and FRP Zbar. Zbar wing nuts often used with a flange plate (washer) and thread onto the Zbar to secure and brace formwork externally. The arms on the wing nut make it quick and easy to tighten the wing nut.

Zbar anchor nuts are also a type of wing nut and are essentially a flange plate and a wing nut combined. The wide circular area acts as a flange plate spreading the load.



CODE	DESCRIPTION	PACK QTY
ZBWN1	Zbar One Arm Wing Nut	50
ZBWN2	Zbar Two Arm Wing Nut	50
ZBAN100	Zbar Anchor Nut	50



ZBAR FLANGE PLATE

Zbar Flange plates act as a washer between formwork and the Zbar nut helping to support the formwork and spread the load. These flange plates can also be used with other formwork systems including coil tie bolts.



CODE	DESCRIPTION	PACK QTY
ZBFP	Zbar Flange Plate - 125x100x8mm	25



ZBAR COUPLER NUTS

Zbar coupler nuts thread directly on to Zbar and are often used to join two sections of Z-bar. They can also be used instead of a wing nut where a wingnut may not have the required clearance from the formwork. They may also be used with custom formwork brackets and can be welded if required.




CODE	DESCRIPTION	PACK QTY
ZBCN50	Zbar 50mm Coupler Nut	50
ZBCN100	Zbar 100mm Coupler Nut	50



CONSTRUCTION SUPPLIES - FORMWORK

FORM 'N' FILL

Set-Up Form 'N' Fill is an economical sacrificial formwork designed to reduce concrete waste and increase the speed of construction. It's ideal for forming beams, footings, pile caps, construction stop ends and more. The thin gauge wire mesh is encased in a tough, heat-shrunk polyethylene film and can easily be cut and folded on site using standard hand tools.



CODE	DESCRIPTION	PACK QTY
FNF600	Form-N-Fill 600 x 2250mm (1.35m ²)	200
FNF900	Form-N-Fill 900 x 2250mm (2.04m ²)	200
FNF1200	Form-N-Fill 1200 x 2250mm (2.7m ²)	200
FNF1500	Form-N-Fill 1500 x 2250mm (3.38m ²)	100
FNF1800	Form-N-Fill 1800 x 2250mm (4.05m ²)	100



RIBFORM

Ribform, also known as HyRib, is a permanent sacrificial formwork for large construction joints such as wall, beam, column and soffit slab construction or where the formed surface won't be visible. The ribs provide strength while the perforations create aggregate interlock, enhancing the mechanical key between pours.



CODE	DESCRIPTION	PACK QTY
FWSHR4523	Ribform High Ribbed Expanded Mesh	100



STEEL DECKING

Steel decking is produced under numerous brands including; Bondek, Condek, Kingflor, Armourdeck and Fastdeck. The roll-formed steel decking sections clip together to create permanent formwork for suspended concrete slabs. Due to its unique design, steel decking can span greater distances than conventional formwork systems.



CODE	DESCRIPTION
SDAD30075	300mm x 0.75mm Steel Decking - Price/m ²
SDAD30010	300mm x 1.0mm Steel Decking - Price/m ²
SDAD60075	600mm x 0.75mm Steel Decking - Price/m ²
SDAD60010	600mm x 1.0mm Steel Decking - Price/m ²



BACKER ROD - ROUND

Backer rod is inserted into joints prior to sealants being applied to reduce the amount of sealant required. The backing rod also debonds the bottom of the joint ensuring that the joint sealant only adheres to the sides of the joint to accommodate correct joint movement. The backer rod is available in both closed-cell round foam or open cell square foam and should typically be slightly wider than the joint to ensure a snug fit.



CODE	DESCRIPTION	LENGTH	PACK QTY
BR6250	6mm Round Closed Cell Backer Rod	250m	3
BR10250	10mm Round Closed Cell Backer Rod	250m	6
BR1350	13mm Round Closed Cell Backer Rod	50m	16
BR1550	15mm Round Closed Cell Backer Rod	50m	16
BR2050	20mm Round Closed Cell Backer Rod	50m	10
BR2550	25mm Round Closed Cell Backer Rod	50m	6
BR3050	30mm Round Closed Cell Backer Rod	50m	4
BR40160	40mm Round Closed Cell Backer Rod	2m	80
BR50100	50mm Round Closed Cell Backer Rod	2m	50



BACKER ROD - SQUARE

Square backer rod features an adhesive strip on one edge of the strip and is designed to be adhered to precast panels prior to erection. Backing rod is used to debond the base of the joint and reduce the amount of sealant required to seal the joint. Backer rod should typically be slightly wider than the joint to ensure a snug fit.



CODE	DESCRIPTION	LENGTH	PACK QTY
BRS30302A	30mm Square Open Cell Backer Rod with Adhesive	2m	100
BRS40402A	40mm Square Open Cell Backer Rod with Adhesive	2m	75



AFTEK FIRE PRO - FR

Aftek Fire Pro FR is a fire-rated, intumescent sealant that expands when exposed to fire to form inorganic plug-in joints and voids to prevent fire transmission throughout a building. Fire Pro FR meets AS1530.4-1999 standard, providing a fire rating of up to 4 hours. It is suitable for both internal and external use and is typically used to seal joints in precast panels, around door frames, window frames and service penetrations, floor to wall joints and can be applied to many substrates including; concrete, plasterboard, blockwork, fiber cement, hebel block, steel, aluminum, glass, and PVC.



CODE	DESCRIPTION	SIZE	BOX QTY
CCAFF-GREY	Aftek Fire Pro - FR	600ml	20



CONSTRUCTION SUPPLIES - JOINTING & CAULKING

AFTEK FLEX PRO - PU

Aftek Flex Pro is a one-component, high-performance, polyurethane sealant and adhesive with high mechanical strength and excellent resistance to weathering. Flex Pro is ideal for sealing construction and expansion joints in precast panels, around window and door frames, retaining walls, curtain walls etc and is suitable for use on a wide range of substrates including, concrete, brick, ceramics, stone, steel, aluminum etc.



CODE	DESCRIPTION	SIZE	BOX QTY
CCAFPRO-GREY	Aftek Flex Pro - PU	600ml	20



FOSROC NITOSEAL SC600

Nitoseal SC600 is a one-component joint sealant designed for sealing joints exposed to aggressive chemical environments. SC600 is resistant to attack from most of the aggressive chemicals in the food, mining, and chemical processing industries and complies with AS4020:2005 for use with potable water. SC600 also picks resistant making it ideal for use in correctional facilities. Nitoseal SC600 replaces Emerseal CR and can be applied to most substrates.



CODE	DESCRIPTION	SIZE	BOX QTY
CCNSC600-GREY	Fosroc Nitoseal SC600	600ml	20



SIKAFLEX 11FC

Sikaflex 11FC is a one-component flexible joint sealant and multipurpose adhesive. The advanced polyurethane has a fast rate of cure and excellent adhesion to all cement-based materials, brick, ceramics, glass, metals, wood, epoxy, polyester, and acrylic resin. It is ideal for both internal and external applications with great weathering and water resistance, high durability, and can be painted over with water, oil, and rubber-based paints.



CODE	DESCRIPTION	SIZE	BOX QTY
CCSF11FC-GREY	Sikaflex 11FC - Grey	600ml	20
CCSF11FC-BLK	Sikaflex 11FC - Black	600ml	20



SIKAFLEX PRO

Sikaflex Pro is a one-component, moisture-curing elastic joint sealant for movement and construction joints on porous substrates as well as indoor and outdoor general sealing applications. The polyurethane sealant has been approved for use with potable water (AS/NZS 4020:2018), ISO Approved, and meets ASTM C920 specification. Sikaflex Pro has great adhesion to most substrates, has great workability and movement capability.



CODE	DESCRIPTION	SIZE	BOX QTY
CCSFP-GREY	Sikaflex Pro - Grey	600ml	20



TREMCO DYMONIC 100

Tremco Dymonic 100 is a high-performance caulking compound with a best-in-class joint movement. The polyurethane sealant is ideal for sealing expansion and control joints in pavements, precast panel joints, around window and door frames, floor and wall joints, etc. Formulated with innovative polymer technology, Dymonic 100 is a highly versatile sealant that has a unique capability to adhere to damp or green concrete. Dymonic 100 is durable, flexible, UV stable, non-sag, and paintable making it ideal for use on a wide range of substrates including, masonry, aluminum, steel, vinyl, and PVC. It has been approved for use in pavements by many Australian Road Authorities and is also resistant to fuels including aviation fuel making it ideal for sealing joints in airport hangars, hardstands, fuel stations, car parks, etc.




CODE	DESCRIPTION	SIZE	BOX QTY
CCD100-GREY	Tremco Dymonic 100	600ml	15



DANLEY GROUND CRACK INDUCER

Danley ground crack inducer is an inverted V-shaped pvc extrusion designed to induce a crack from the bottom of the pavement. They are typically positioned underneath dowel cradles aligned with the location of the intended saw cut. The crack inducer weakens the slab at that location initiating a crack from the bottom up.



CODE	DESCRIPTION	LENGTH	PACK QTY
GCID25	Danley 25mm Ground Crack Inducer	3m	90
GCID50	Danley 50mm Ground Crack Inducer	3m	45



DANLEY PAVEX SURFACE CRACK INDUCER

Danley PaveX Crack-A-Joint induces a controlled crack to the full depth of the concrete. The PVC strip is simply inserted into wet concrete flush with the finished surface. The Rip-A-Strip capping eliminates the need for tooled or sawn joints and protects the joint from ingress from foreign particles. Once the pavement has set, the Rip-A-Strip capping can be peeled off leaving a clean, joint line.



Pavex Crack-A-Joint is ideal for use in chemically corrosive environments including chlorinated or salt-water swimming pool surrounds and coastal environments.

PaveX Crack-a-Joint is only sold in a bundle of 10.

CODE	DESCRIPTION	LENGTH	PACK QTY
CJPX253B	Danley PaveX 25mm PVC Crack-a-Joint with Black Rip-a-strip	3m	10
CJPX383B	Danley PaveX 38mm PVC Crack-a-Joint with Black Rip-a-strip	3m	10



SURFACE CRACK INDUCER

Connolly surface crack inducers are an economical control strip for small pours and decorative concrete applications. The strip is simply inserted into wet concrete flush with the finished surface. This eliminates the need for tooled or sawn joints and protects the joints against ingress from foreign particles. Surface Crack Inducer is sold in packs of 10 lengths.



CODE	DESCRIPTION	LENGTH	PACK QTY
CAJC	Connolly 25mm Surface Crack Inducer Plain	3m	10
CAJCR-BLA	Connolly 25mm Surface Crack Inducer Black	3m	10
CAJCR-GREY	Connolly 25mm Surface Crack Inducer Grey	3m	10



NEED TO FORM A PIT? TRY GEOPLAST FORMWORK.

- Simple to Assemble
- Simple to Strip
- Modular - Make many different sizes
- No cranes or lifting equipment required
- Reuse many times
- Great finish

Scan the QR Code or click here to find out more.



Geoplast

CONSTRUCTION SUPPLIES - JOINTING & CAULKING

DOWEL BAR - ROUND

As a load travels over a construction joint, the joint will naturally deflect under load. Dowel bars help transfer the load between pavements, preventing deflection. Dowel bars are typically debonded at one end allowing for the joint to expand and contract without providing vertical or horizontal movement. They are available in a range of sizes and finishes in both round and square material.




CODE	DESCRIPTION	FINISH	BOX QTY
DBS12R300G	Set-Up R12 x 300mm Galvanised Dowel Bar	Gal	50
DBS12R450B	Set-Up R12 x 450mm Black Dowel Bar	Black	50
DBS12R450G	Set-Up R12 x 450mm Galvanised Dowel Bar	Gal	50
DBS16R450B	Set-Up R16 x 450mm Black Dowel Bar	Black	25
DBS16R450G	Set-Up R16 x 450mm Galvanised Dowel Bar	Gal	25
DBS16R600G	Set-Up R16 x 600mm Galvanised Dowel Bar	Gal	25
DBS20R450B	Set-Up R20 x 450mm Black Dowel Bar	Black	20
DBS20R450G	Set-Up R20 x 450mm Galvanised Dowel Bar	Gal	20
DBS24R450G	Set-Up R24 x 450mm Galvanised Dowel Bar	Gal	20
DBS33R450G	Set-Up R33 x 450mm Galvanised Dowel Bar	Gal	20



DOWEL BAR - SQUARE

As a load travels over a construction joint, the joint will naturally deflect under load. Dowel bars help transfer the load between pavements, preventing deflection. Dowel bars are typically debonded at one end allowing for the joint to expand and contract without providing vertical or horizontal movement. They are available in a range of sizes and finishes in both round and square material.



CODE	DESCRIPTION	FINISH	BOX QTY
DBS16S450G	Set-Up Square 16 x 450mm Galvanised Dowel Bar	Gal	25
DBS20S450G	Set-Up Square 20 x 450mm Galvanised Dowel Bar	Gal	20
DBS20S600G	Set-Up Square 20 x 600mm Galvanised Dowel Bar	Gal	20



CONNOLLY UNIVERSAL DOWEL SLEEVES

Connolly universal dowel sleeves are a multi-functional dowel sleeve for use in slab-on-ground construction joints. The sleeve debonds one end of a dowel bar to allow for expansion and contraction movement whilst the dowel provides load transfer over the joint. The Connolly universal dowel sleeves have a number of unique features including:

- The integrated support leg supports the dowel ensuring it remains aligned horizontally with the pavement. It features snap-off sections to accommodate different pavement depths.
- Integrated expansion cap to create a void at the end of the dowel should the joint contract.
- A nailing plate is included with every sleeve for fixing to conventional formwork. Simply nail the plug onto the formwork and slide the sleeve over the plug. Once the concrete has been poured, the formwork can be stripped leaving a void to insert a dowel bar.
- Twist lock system to connect to any Connolly key joints, expansion joints or straight-up joint systems.



CODE	DESCRIPTION	PACK QTY	PACKS/BOX
DSCR1625	Connolly 16 x 300mm Universal Dowel Sleeve - Round	25	4
DSCS1625	Connolly 16 x 300mm Universal Dowel Sleeve - Square	25	4
DSCR2025	Connolly 20 x 300mm Universal Dowel Sleeve - Round	25	4
DSCS2025	Connolly 20 x 300mm Universal Dowel Sleeve - Square	25	4
DSCR2425	Connolly 24 x 225mm Universal Dowel Sleeve - Round	25	4



CONNOLLY 33mm DOWEL SLEEVE

The Connolly 33mm dowel sleeve is a heavy-duty PVC sleeve used to debond dowel bars in construction joints. The sleeve is capped creating a 13mm void to allow for joint contraction. A nailing plate is also included to allow easy fixing onto conventional timber formwork.

The 33mm sleeve does not feature the twist-lock system to connect to other Connolly jointing products nor does it have the integrated support leg. Connolly 33mm Universal Dowel sleeves are sold individually



CODE	DESCRIPTION	PACK QTY	PACKS/BOX
DSCR33	Connolly 33 x 230mm Universal Dowel Sleeve - Round	100	NA



DANLEY DOWEL MASTER SLEEVES

Danley Dowelmaster™ sleeves are a multi-directional plastic dowel sleeve used to debond both square and round dowel bars in construction joints. The sleeve allows for both transverse and lateral movement and also feature a built-in expansion cap to allow for joint contraction. A support stake and wedge are included to support the end of the sleeve and a nailing plate (sold separately) can be used to fix the sleeve to formwork. The sleeves also clip directly on to the Danley keyjoint if required.



CODE	DESCRIPTION	PACK QTY	PACKS/BOX
DSDMS16	Danley Dowel Master 16mm Sleeve	100	NA
DSDMS20	Danley Dowel Master 20mm Sleeve	100	NA
DSDMS25	Danley Dowel Master 25mm Sleeve	100	NA
DSDMS16NP	Danley Dowel Master 16mm Nailing Plate	100	NA
DSDMS20NP	Danley Dowel Master 20mm Nailing Plate	100	NA



DANLEY SPEED SLEEVE

Danley Speed Sleeve™ is an economical, easy-to-use dowel sleeve used to debond dowels in construction joints. Approved by engineers, the Speed Sleeve™ minimizes vertical and horizontal movement of the dowel and eliminates the need to grease dowels or drill formwork.

Sleeves can be fixed to formwork using a nailing plate (supplied separately) or placed on dowel bars fixed into existing slabs.



CODE	DESCRIPTION	PACK QTY	PACKS/BOX
DSSS16240	Danley Speed Sleeve 16mm	100	NA
DSSS20240	Danley Speed Sleeve 20mm	100	NA
DSSS24240	Danley Speed Sleeve 24mm	100	NA
DSSS33240	Danley Speed Sleeve 33mm	100	NA
DSSS16NP	Danley Speed Sleeve 16mm Nailing Plate	100	NA
DSSS20NP	Danley Speed Sleeve 20mm Nailing Plate	100	NA
DSSS24NP	Danley Speed Sleeve 24mm Nailing Plate	100	NA
DSSS33NP	Danley Speed Sleeve 33mm Nailing Plate	100	NA



EXPANSION CAPS

Expansion caps are used in movement joints to provide a void at the end of dowel bars to allow longitudinal movement. The cap features a series of fins inside to grip the dowel bar and a collapsible matrix in the end of the cap to provide a collapsible void for expansion. Expansion caps are sold in bags of 100.



CODE	DESCRIPTION	PACK QTY	PACKS/BOX
EXCAP12	12mm Expansion Cap	100	-
EXCAPR1648	16-48mm Expansion Cap	100	-



CONSTRUCTION SUPPLIES - JOINTING & CAULKING

FLANGED DOWEL BOX

Flanged dowel boxes are a unique multi-directional dowel sleeve with a large movement capacity in both horizontal directions. The light gauge steel sleeve has a foam insert which allows for up to 20mm lateral movement in either direction whilst limiting deflection and providing load transfer. Flanged dowel box kits are ideal for use in large pavements or post-tensioned slabs where large joint movement is expected.




CODE	DESCRIPTION
FDBG1640020	16x400mm Flanged Dowel Box Kit - 20mm Foam
FDBG2040020	20x400mm Flanged Dowel Box Kit - 20mm Foam
FDBG2040040	20x400mm Flanged Dowel Box Kit - 40mm Foam
FDBG2050020	20x500mm Flanged Dowel Box Kit - 20mm Foam
FDBG2540020	25x400mm Flanged Dowel Box Kit - 20mm Foam
FDBG2540040	25x400mm Flanged Dowel Box Kit - 40mm Foam
FDBG3250030	32x500mm Flanged Dowel Box Kit - 30mm Foam
FDBG4040035	40x400mm Flanged Dowel Box Kit - 35mm Foam



KEY JOINT - CONNOLLY

Connolly Keyjoint is a roll-formed galvanized steel profile used to create control joints in concrete pavements. The light gauge steel section features a formed "Key" which provides a positive load transfer with minimal deflection. For high load applications, Connolly dowel bars and sleeves can be fixed into the joint prior to pouring to facilitate load transfer. Keyjoint's can be set up in advance to enable continuous pouring and can even be fitted with key joint capping to remove the need to apply joint sealant after the slab has been poured.



CODE	DESCRIPTION	PACK QTY
KJC1003	Connolly 100mm x 3m Key Joint	50
KJC1006	Connolly 100mm x 6m Key Joint	50
KJC1503	Connolly 150mm x 3m Key Joint	50
KJC1506	Connolly 150mm x 6m Key Joint	50
KJC2003	Connolly 200mm x 3m Key Joint	50
KJC2006	Connolly 200mm x 6m Key Joint	50
KJC3003	Connolly 300mm x 3m Key Joint	5
KJC3006	Connolly 300mm x 6m Key Joint	5



KEY JOINT CAPPING

Once key joint has been installed, a joint sealant or capping should also be considered to seal the joint to prevent the ingress of moisture or debris. Keyjoint capping is a flexible rubber strip which slides over the top of the key joint prior to pour and is available as both a permanent or removable capping. Permanent capping features a wing profile on each side preventing the capping from being removed. Removable capping is a simple V profile and is designed to be removed once the concrete has set so a suitable joint sealant can be applied.



CODE	DESCRIPTION
KJCAP	Connolly Removable Keyjoint Capping Small - 24m Roll
KJCAPL	Connolly Removable Keyjoint Capping Large - 6m Roll
KJCAP-R-B	Connolly Permanent Keyjoint Capping - Black
KJCAP-R-G	Connolly Permanent Keyjoint Capping - Grey
KJCAPT-B	Connolly Permanent Keyjoint Capping with Tear off Strip - Black



KEY JOINT REBATE MOULD

Once key joint has been installed, a joint sealant or capping should also be considered to seal the joint to prevent the ingress of moisture or debris. Rebate moulds are a UV stabilised, rigid PVC profile that are designed to create an exact rebate on the top of key joint or straight-up joint. The PVC profile is removed after the concrete has set leaving a perfect rebate for the application of joint sealant.




CODE	DESCRIPTION	WIDTH	LENGTH
KJRM1212	Connolly Keyjoint 12mm Rebate Mould	12mm	3m
KJRM1610	Connolly Keyjoint 16mm Rebate Mould	16mm	3m



KEYJOINT FORMER

Keyjoint former is a unique PVC profile designed to form a key in concrete construction joints. The profile is fixed to the formwork prior to pouring. When the formwork and profile is stripped, a key profile is left in the face of the joint which minimises joint deflection and facilitates load transfer.



CODE	DESCRIPTION	KEY SIZE	LENGTH
KJPVC803	PVC Keyjoint Former - 80mm x 3m	12mm	3m
KJPVC1123	PVC Keyjoint Former - 112mm x 3m	10mm	3m



CONSTRUCTION SUPPLIES - JOINTING & CAULKING

PLATE DOWEL CRADLE - CONNOLLY

Connolly plate dowel cradles are used to minimize joint deflection in saw cut contraction joints. The welded wire assembly ensures accurate dowel height and spacing and enables continuous pouring. Each plate dowel is fitted with a debonding sleeve to one half of the dowel to allow for expansion and contraction. This sleeve also allows the joint to move laterally while providing load transfer.



CODE	DESCRIPTION	LENGTH	PACK QTY
DCP6B450150	6mm (Black) - to Suit 150mm Slab	3m	50
DCP6G450150	6mm (Gal) - to suit 150mm Slab	3m	50
DCP6B450180	6mm (Black) - to Suit 180mm Slab	3m	50
DCP6G450180	6mm (Gal) - to suit 180mm Slab	3m	50
DCP6B450200	6mm (Black) - to Suit 200mm Slab	3m	50
DCP6G450200	6mm (Gal) - to suit 200mm Slab	3m	50
DCP10B450150	10mm (Black) - to Suit 150mm Slab	3m	50
DCP10G450150	10mm (Gal) - to suit 150mm Slab	3m	50
DCP10B450180	10mm (Black) - to Suit 180mm Slab	3m	50
DCP10G450180	10mm (Gal) - to suit 180mm Slab	3m	50
DCP10B450200	10mm (Black) - to Suit 200mm Slab	3m	50
DCP10G450200	10mm (Gal) - to suit 200mm Slab	3m	50



PLATE DOWEL BISCUIT - CONNOLLY

Connolly biscuit dowels are designed to transfer loads across construction joints in slab-on-ground applications. The plastic sleeve is fixed to the formwork prior to pouring. Once the initial pour has set, the formwork can be stripped and the plates inserted into the sleeves. The plastic sleeve debonds one-half of the plate dowel allowing the joint to expand and contract whilst still providing load transfer and limiting deflection. The Connolly sleeve comes complete with duplex nails and V-notches for vertical and horizontal alignment. Black plate dowels are typically used in internal construction joints whilst galvanized are used for external applications.



CODE	DESCRIPTION	BOX QTY	PALLET QTY
DPC6B-BOX	Connolly 6mm Biscuit Dowel - Black	10	500
DPC6G-BOX	Connolly 6mm Biscuit Dowel - Gal	10	500
DPC10B-BOX	Connolly 10mm Biscuit Dowel - Black	10	500
DPC10G-BOX	Connolly 10mm Biscuit Dowel - Gal	10	500



PLATE DOWEL CRADLE - DANLEY

Danley PD3 dowel cradles provide load transfer and minimize joint deflection in slab on ground construction joints. The tapered plate dowel limits deflection whilst providing load transfer and lateral joint movement. The dowel also features a heat shrink wrap to debond one end of the bar to enable transverse movement as the concrete expands and contracts. PD3 cradles now also come standard with the patented RynoBar. Previously, sacrificial retention bars had to be cut before pouring concrete. The RynoBar is designed to break at <1kN in early concrete shrinkage saving valuable install time.



CODE	DESCRIPTION	LENGTH	PACK QTY
DCPD36B450150	PD3 6mm (Black) - to Suit 140-160mm Slab	3m	25
DCPD36G450150	PD3 6mm (Gal) - to Suit 140-160mm Slab	3m	25
DCPD36B450175	PD3 6mm (Black) - to Suit 165-185mm Slab	3m	25
DCPD36G450175	PD3 6mm (Gal) - to Suit 165-185mm Slab	3m	25
DCPD36B450200	PD3 6mm (Black) - to Suit 190-210mm Slab	3m	25
DCPD36G450200	PD3 6mm (Gal) - to Suit 190-210mm Slab	3m	25
DCPD310B450150	PD3 10mm (Black) - to Suit 140-160mm Slab	3m	25
DCPD310G450150	PD3 10mm (Gal) - to Suit 140-160mm Slab	3m	25
DCPD310B450175	PD3 10mm (Black) - to Suit 165-185mm Slab	3m	25
DCPD310G450175	PD3 10mm (Gal) - to Suit 165-185mm Slab	3m	25
DCPD310B450200	PD3 10mm (Black) - to Suit 190-210mm Slab	3m	25
DCPD310G450200	PD3 10mm (Gal) - to Suit 190-210mm Slab	3m	25
DCPD320G300250	PD3 20mm (Gal) - to Suit 225-275mm Slab	1.6m	15
DCPD320G300300	PD3 20mm (Gal) - to Suit 280-330mm Slab	1.6m	15
DCPD320G400360	PD3 20mm (Gal) - to Suit 340-390mm Slab	1.2m	15
DCPD320G400425	PD3 20mm (Gal) - to Suit 400-450mm Slab	1.2m	15



DANLEY DIAMOND DOWEL

Danley diamond dowels are suited for construction joints in concrete slabs and pavements. They transfer vertical loads across the joint and minimize differential deflection between adjacent slab panels under load. The plastic sleeves are simply nailed directly to the formwork prior to pouring. Once the initial pour has set and the formwork removed, the sleeves can be inserted into the sleeves prior to the second pour. Black plate dowels are typically used in internal construction joints, whilst galvanized ones are used for external applications.



CODE	DESCRIPTION	BOX QTY	PALLET QTY
DPD6B-BOX	6mm Diamond Dowel - Black	25	500
DPD6G-BOX	6mm Diamond Dowel - Gal	25	500
DPD10B-BOX	10mm Diamond Dowel - Black	10	500
DPD10G-BOX	10mm Diamond Dowel - Gal	10	500
DPD20G-BOX	20mm Diamond Dowel - Gal	7	NA



STRAIGHT UP CONTRACTION JOINT

Where a full depth contraction joint is required with load transfer, Connolly straight up contraction joint is the answer. The Roll-formed galvanised steel section has preformed holes every 150mm which allow it to be used in conjunction with the patented Connolly Twist-fix dowel sleeves and dowel bars. The holes will accommodate up to R30 Dowels and up to 24mm square dowels. The joint can be adjusted to height using the patented peg & wedge system.




CODE	DESCRIPTION	LENGTH
SUJ12530	Connolly 125mm Straight Up Contraction Joint	3m
SUJ15030	Connolly 150mm Straight Up Contraction Joint	3m
SUJ20030	Connolly 200mm Straight Up Contraction Joint	3m



BITUMEN FIBRE BOARD

Bitumen fibre board, also called Bitumen Canite, is a semi-rigid, compressible joint filler for movement joints. The dense fibre board is impregnated with bitumen to create a self-sealing joint. This prevents debris such as gravel and sand from entering the joint which could hinder expansion and contraction.



CODE	DESCRIPTION	PACK QTY	PALLET QTY
BIF75	75mm x 2.4m Bitumen Fibre Board	10	500
BIF100	100mm x 2.4m Bitumen Fibre Board	10	450
BIF125	125mm x 2.4m Bitumen Fibre Board	10	300
BIF150	150mm x 2.4m Bitumen Fibre Board	10	300
BIF200	200mm x 2.4m Bitumen Fibre Board	10	200
BIF250	250mm x 2.4m Bitumen Fibre Board	10	250
BIF300	300mm x 2.4m Bitumen Fibre Board	10	100
BIF1200	1200mm x 2.4m Bitumen Fibre Board		50



CONNOLLY EXPANSION JOINT

Connolly Expansion Joint is a roll-formed galvanized steel section with a 10mm thick expansion joint adhered to the face. When installed, Connolly expansion joint expansion joints to be installed in a continuous pour application. The joint features "knock-outs" ever 150mm along the centre of the joint to allow dowels to pass through if required. Two tabs run along the length of the joint to keep the expansion joint straight which also have a series of holes to utilise the connolly peg and wedge system to secure the joint to the substrate and adjust to height.



CODE	DESCRIPTION	PACK QTY
EK10030	100mm x 3.0m Connolly Expansion Joint Only	10
EK12530	125mm x 3.0m Connolly Expansion Joint Only	10
EK15030	150mm x 3.0m Connolly Expansion Joint Only	10
EK20030	200mm x 3.0m Connolly Expansion Joint Only	6



CONNOLLY EXPANSION JOINT SYSTEM

The Connolly expansion joint system leads the industry in continuous pour solutions for expansion joints in slab on ground applications. The system includes the joint, dowels, dowel sleeves and the patented peg and wedge system for installation onto the substrate.

The roll-formed, galvanized steel section is faced with a 10mm expansion foam and features "knock-outs" every 150mm along the centre of the joint. These "knock-outs" allows the dowel bars to pass through and the dowel sleeves to twist and lock into position. The dowel sleeves also feature a high adjustable leg to support the dowel and the joint ensuring the dowels stay level and perpendicular to the joint.

The tabs on the back of the profile ensures the joint stay straight and also has a series of holes for securing the joint to the height pegs and can be adjusted to height using the patented Connolly peg and wedge system.



CODE	DESCRIPTION	PACK QTY
EK10030S	100mm x 3.0m Connolly Expansion Joint System System Includes: 1 x 100mm x 3.0m Expansion Joint 9 x R12 x 300mm Gal Dowels 9 x 12x150mm Dowel Sleeves 1 x Pack of 4 pegs and wedges	10
EK12530S	125mm x 3.0m Connolly Expansion Joint System System Includes: 1 x 125mm x 3.0m Expansion Joint 7 x R16 x 450mm Gal Dowels 9 x 16x225mm Dowel Sleeves 1 x Pack of 4 pegs and wedges	10
EK15030S	150mm x 3.0m Connolly Expansion Joint System System Includes: 1 x 150mm x 3.0m Expansion Joint 7 x R16 x 450mm Gal Dowels 9 x 16x225mm Dowel Sleeves 1 x Pack of 4 pegs and wedges	10
EK20030S	200mm x 3.0m Connolly Expansion Joint System System Includes: 1 x 200mm x 3.0m Expansion Joint 7 x R24 x 450mm Gal Dowels 9 x 24x225mm Dowel Sleeves 1 x Pack of 4 pegs and wedges	6



CONSTRUCTION SUPPLIES - JOINTING & CAULKING

CONNOLLY EXPANSION JOINT COMPONENTS

Often site requirements or specifications call for different dowel sizes, or spacings to be used. That's why we also stock a complete range of additional components so you can customise the connolly expansion joint system to suit your specific site requirements.

The 100mm joint is somewhat unique in that it can only be used with the 12mm sleeves, however the rest of the joints can be used with any of the universal dowel sleeves.



CODE	DESCRIPTION	BOX QTY
EKDS121509	12mm x 150mm Connolly Dowel Sleeves - Pack of 9	10
EKDS162557	16mm x 255mm Connolly Dowel Sleeves - Pack of 7	10
EKDS242557	24mm x 255mm Connolly Dowel Sleeves - Pack of 7	10
EKDB123009	12mm x 300mm Connolly Dowel Bars - Pack of 9	NA
EKDB164507	16mm x 450mm Connolly Dowel Bars - Pack of 7	NA
EKDB244507	24mm x 450mm Connolly Dowel Bars - Pack of 7	NA
EKPW1004	Peg & Wedge set to suit 100mm - 150mm Systems	NA
EKPW2004	Peg & Wedge set to suit 200mm Systems	NA



CORK JOINTING

Harvested from the bark of a cork oak tree, cork is one of nature's most extraordinary natural materials. One of its unique characteristics is its elasticity and compressibility making it perfect for expansion joints in concrete.

Set-up self-expanding cork is made specifically for use in concrete and has been used in many projects from airport runways and water retaining structures to bridge decks and footpaths.



CODE	DESCRIPTION	PACK QTY
CEX125-1500	125 x 1500mm Set-Up Self Expanding Cork	10
CEX15010610	150 x 610mm Set-Up Self Expanding Cork	10
CEX15010915	150 x 915mm Set-Up Self Expanding Cork	10
CEX150101500	150 x 1500mm Set-Up Self Expanding Cork	10
CEX20010915	200 x 915mm Set-Up Self Expanding Cork	10
CEX200101500	200 x 1500mm Set-Up Self Expanding Cork	10
CEX20010915	200 x 915mm Set-Up Self Expanding Cork	10
CEX61010915	610 x 915mm Set-Up Self Expanding Cork	10



DANLEY PAVEX EXPANDA

PaveX Expanda is a revolutionary corrosion-free, modular expansion joint system designed for use in concrete pavements. The unique design of the uPVC extruded PaveX Expanda provides up to 10mm of thermal expansion. It is lightweight, easy to use, comes complete with fibreglass dowels and compatible sleeves to provide a complete corrosion free joint.



CODE	DESCRIPTION
EJPX7515	<p>PaveX Expanda 75mm (15 L/m Kit) Kit Includes: 5 x 3m x 75mm PaveX Expanda Joints with Capping 32 x Stakes & Brackets 5 x Multi-purpose Joiners 20 x Clip-on Feet 50 GFRP Dowels & Plastic Sleeves</p>
EJPX10015	<p>PaveX Expanda 100mm (15 L/m Kit) Kit Includes: 5 x 3m x 100mm PaveX Expanda Joints with Capping 32 x Stakes & Brackets 5 x Multi-purpose Joiners 20 x Clip-on Feet 50 GFRP Dowels & Plastic Sleeves</p>
EJPX12515	<p>PaveX Expanda 125mm (15 L/m Kit) Kit Includes: 5 x 3m x 125mm PaveX Expanda Joints with Capping 32 x Stakes & Brackets 5 x Multi-purpose Joiners 20 x Clip-on Feet 50 GFRP Dowels & Plastic Sleeves</p>



DANLEY PAVEX EXPANDA ACCESSORIES

Danley PaveX Expanda also has a range of accessories to compliment and customise the joint to your specific site requirements. Endcaps for the Expanda Joint are available separately and are recommended to prevent the ingress of debris into the open end of the joint. The end cap simply clips over the end of the joint and is embedded into the concrete once the formwork has been removed.

Dowels and sleeves are also available if a different dowel spacing is required.



CODE	DESCRIPTION
EJPXEC75	PaveX Expanda 75mm End Cap - Pack of 50
EJPXEC100	PaveX Expanda 100mm End Cap - Pack of 50
EJPXEC125	PaveX Expanda 125mm End Cap - Pack of 50
EJPXD14	<p>PaveX Expanda Dowel & Sleeve Kit Kit Includes: 50 x GFRP Dowels - R14 x 300mm 50 x Plastic Dowel Sleeves to suit</p>



CONSTRUCTION SUPPLIES - JOINTING & CAULKING

STANDARD EXPANSION JOINT

Standard expansion joint is a closed-cell foam jointing typically used to create an expansion joint to provide allowance for concrete expansion. The expansion joint is zipped at 10mm meaning that once the concrete has been poured, the top 10mm can be torn off leaving a void for joint sealant.



CODE	DESCRIPTION	PACK QTY
EXP75	75mm x 25m Expansion Joint	14
EXP100	100mm x 25m Expansion Joint	10
EXP125	125mm x 25m Expansion Joint	8
EXP150	150mm x 25m Expansion Joint	7
EXP200	200mm x 25m Expansion Joint	5
EXP250	250mm x 25m Expansion Joint	4
EXP300	300mm x 25m Expansion Joint	3



ADHESIVE EXPANSION JOINT

Adhesive expansion joint is a closed-cell foam jointing typically used to create an expansion joint to provide allowance for concrete expansion and features an adhesive backing for easy installation. Simply remove the paper backing and stick directly to the wall, slab edge or penetration.

Expansion joint is also zipped at 10mm meaning that once the concrete has been poured, the top 10mm can be torn off leaving a void for joint sealant.



CODE	DESCRIPTION	PACK QTY
EXP75A	75mm x 25m Adhesive Backed Expansion Joint	14
EXP100A	100mm x 25m Adhesive Backed Expansion Joint	10
EXP125A	125mm x 25m Adhesive Backed Expansion Joint	8
EXP150A	150mm x 25m Adhesive Backed Expansion Joint	7
EXP200A	200mm x 25m Adhesive Backed Expansion Joint	5
EXP250A	250mm x 25m Adhesive Backed Expansion Joint	4
EXP300A	300mm x 25m Adhesive Backed Expansion Joint	3



PREMIUM PRODUCTS

We source a wide range of premium quality products from manufacturers globally. Keep an eye out for the following brands that represent our premium product ranges.

BOSS

BOSTON

FORZA

milano

SCHARF

set-up

STIFF JOINT FOAM

Stiff joint foam is a rigid, high-density PE foam joint filler for concrete construction joints. The additional rigidity of stiff joint helps the joint remain straight in wet concrete and is commonly used for footpath and walkway jointing. Stiff joint is resilient, rot proof, heat resistant and non-absorbent making it ideal for use in external applications.



CODE	DESCRIPTION	PACK QTY
STJ7515	75mm x 1.5m Stiff Joint Foam	3
STJ7524	75mm x 2.4m Stiff Joint Foam	6
STJ10015	100mm x 1.5m Stiff Joint Foam	3
STJ10024	100mm x 2.4m Stiff Joint Foam	6
STJ12515	125mm x 1.5m Stiff Joint Foam	3
STJ12524	125mm x 2.4m Stiff Joint Foam	6
STJ15015	150mm x 1.5m Stiff Joint Foam	3
STJ15024	150mm x 2.4m Stiff Joint Foam	6



WE KNOW CONCRETE

We know concrete backwards...with 35 years under our belt and over 100 years of collective industry knowledge, our team has got your back.



CONSTRUCTION SUPPLIES - SLAB SUPPLIES

FORM-A-VOID - BAGGED

Cardboard void former is a honeycomb cardboard sheet designed to support the weight of wet concrete and then break down over time to form a void under the concrete. The void created reduces the risk of reactive soils impacting the slab or causing damage to the structure in the future. This product is "bagged". As the void former is designed to break down with moisture, exposure to moisture prior to installation can cause the void former to break down prematurely. We highly recommend purchasing the bagged version as this will protect the void former during transport, on-site, and before the concrete has been placed.



CODE	DESCRIPTION
VFL2412-50-B	Cardboard Void Former - 50 x 1200 x 2400mm - Bagged
VFL2412-75-B	Cardboard Void Former - 75 x 1200 x 2400mm - Bagged
VFL2412-100-B	Cardboard Void Former - 100 x 1200 x 2400mm - Bagged
VFL2412-125-B	Cardboard Void Former - 125 x 1200 x 2400mm - Bagged
VFL2412-150-B	Cardboard Void Former - 150 x 1200 x 2400mm - Bagged
VFL2412-200-B	Cardboard Void Former - 200 x 1200 x 2400mm - Bagged



FORM-A-VOID - UNBAGGED

Cardboard void former is a honeycomb cardboard sheet designed to support the weight of wet concrete and then break down over time to form a void under the concrete. The void created reduces the risk of reactive soils impacting the slab or causing damage to the structure in the future. As the void former is designed to break down with moisture, exposure to moisture prior to installation can cause the void former to break down prematurely. We highly recommend purchasing the bagged version as this will protect the void former during transport, on-site, and before the concrete has been placed.



CODE	DESCRIPTION
VFL2412-50	Cardboard Void Former - 50 x 1200 x 2400mm - Unbagged
VFL2412-75	Cardboard Void Former - 75 x 1200 x 2400mm - Unbagged
VFL2412-100	Cardboard Void Former - 100 x 1200 x 2400mm - Unbagged
VFL2412-125	Cardboard Void Former - 125 x 1200 x 2400mm - Unbagged
VFL2412-150	Cardboard Void Former - 150 x 1200 x 2400mm - Unbagged



CONSTRUCTION SUPPLIES - SLAB SUPPLIES

BUILDERS FILM - MEDIUM IMPACT

Builders film, more commonly referred to as "poly", is a polyethylene film predominately used as a vapour barrier under concrete slabs. In Australia, poly is tested both on the film thickness and the impact resistance of the material to ensure it meets the relevant standards and the minimum requirements dictated by state regulations.

Medium impact 200um polyethylene is most commonly used in most states (except for NSW and SA) for slab underlayment however, medium impact polyethylene also has a wide range of general construction uses including; membrane protection, floor protection, material containment, asbestos removal, pond lining and temporary roofing etc.



CODE	DESCRIPTION	PALLET QTY
PT4	4m x 50m Medium Impact Polyethylene Builders Film	36
PT5	5m x 40m Medium Impact Polyethylene Builders Film	25
PT520	5m x 20m Medium Impact Polyethylene Builders Film	36



BUILDERS FILM - HIGH IMPACT

Builders film, more commonly referred to as "poly", is a polyethylene film predominately used as a vapour barrier under concrete slabs. In Australia, poly is tested both on the film thickness and the impact resistance of the material to ensure it meets the relevant standards and the minimum requirements dictated by state regulations.

High impact 200um polyethylene is most commonly used in NSW and SA for slab underlayment due to the variation provision set out in the NCC.

High impact polyethylene may also be used as a slab underlayment or vapour barrier in areas with contaminated soil or where extreme ground movement is expected.



CODE	DESCRIPTION	PALLET QTY
PTH14	4m x 50m High Impact Polyethylene Builders Film	36



BUILDERS FILM - ORANGE HIGH IMPACT

Often called Fortecon, 4m x 25m High Impact Polyethylene builders film is 300 micron thick and is manufactured from bright orange, virgin plastic. It is typically used as a slab underlayment or vapor barrier in areas with contaminated soil or where extreme ground movement is expected. Due to the thicker film, the roll length has been reduce for safe transport and lifting.



CODE	DESCRIPTION	PALLET QTY
PTO300	4m x 25m High Impact Orange Polythene Builders Film	35



CONSTRUCTION SUPPLIES - SLAB SUPPLIES

STEGO WRAP VAPOUR BARRIER

Stego (R) Wrap is a high performance vapour barrier made from virgin plastic and has an extremely low permeability. Stegowrap is often used as a vapour barrier under concrete slabs where subsequent moisture sensitive coatings or floor coverings are to be installed e.g. sports surfaces. Whilst water cannot pass through most builders film, they are not classed as impermeable. Moisture vapour, gasses or soil sulphates can rise through the builders film, which can cause issues with coatings and floor coverings. Stegowrap is much thicker than builders film, being manufactured from virgin material and has a Class A Vapour rating of less than 0.01perms.



CODE	DESCRIPTION	PALLET QTY
VBS154180	Stego Wrap Vapour Barrier - 4.3 x 42.7m Roll	20



STEGO TAPES

When using Stego Wrap, it's important to ensure joins, penetrations and terminations are correctly sealed from moisture and vapour ingress. Stego have developed three different tapes to suit various applications.

Seam Sealing Tape - A low-permeance, pressure sensitive tape for sealing seams, joins and penetrations.

Crete Claw Tape - A unique multi layered tape that is used to seal Stego wrap to the perimeter of the slab while concrete is placed and allows wet concrete to cast into the textured top surface to form a mechanical bond / seal.

StegoTack Tape - A double sided adhesive strip used to bond and seal Stego wrap to concrete, masonry, wood, metal and other surfaces.



CODE	DESCRIPTION	BOX QTY
VBSST100	Stego Seam Sealing Tape - 100mm x 55m Roll	12
VBSCC75	Stego Crete Claw Tape - 75mm x 55m Roll	16
VBSTT51	StegoTack Tape - 51mm x 15m Roll	12



CANVACON 7000E

Canvacon is a heavy duty polyfabric encapsulated in a stabilised polyethylene coating. Whilst it is typically used in the industrial and agricultural industries, Canvacon can also be used as a heavy duty vapour barrier or slab underlayment. The high film thickness and puncture resistance of canvacon makes it ideal for use over contaminated soils or where high loads are expected during slab construction.



CODE	DESCRIPTION
CC7000E250	Canvacon 7000E - 2050mm x 50m Roll



CONSTRUCTION SUPPLIES - SLAB SUPPLIES

REBATE BRACKETS

Rebate brackets are used in residential house slab construction to create a rebate in the stiffening beam around the perimeter of the slab. This rebate creates a ledge for the brick veneer to rest on which is lower than the finished floor height and is designed to prevent surface water runoff from entering the building.



CODE	DESCRIPTION	BOX QTY
RBKS11040	110mm Rebate Bracket to suit 40mm Timbers	20
RBKS11050	110mm Rebate Bracket to suit 50mm Timbers	20
RBKS15040	150mm Rebate Bracket to suit 40mm Timbers	20
RBKS15050	150mm Rebate Bracket to suit 50mm Timbers	20
RBKS23040	230mm Rebate Bracket to suit 40mm Timbers	20
RBKS23050	230mm Rebate Bracket to suit 50mm Timbers	20



FOAM REBATE U-CLIP

U-clips are designed to hold foam rebates in place and prevent them moving during the pour. The clip simply slides over the foam rebate and the formwork and is secured using a nail or screw in the top of the formwork.



CODE	DESCRIPTION	BOX QTY
RFUB	Foam Rebate U-Clip	20



REBATE FOAM

Rebate foam is used in residential house slab construction to create a rebate in the stiffening beam around the perimeter of the slab. This rebate creates a ledge for the brick veneer to rest on which is lower than the finished floor height and is designed to prevent surface water run off from entering the building.



CODE	DESCRIPTION	PLT QTY
RF170	2-Brick Rebate Foam - 170 x 150 x 2400mm	56
RF255	3-Brick Rebate Foam - 255 x 150 x 2400mm	32
RF350	4-Brick Rebate Foam - 350 x 150 x 2400mm	24



CONSTRUCTION SUPPLIES - SLAB SUPPLIES

SLAB BOLTS

Slab bolts are a simple but revolutionary system to support formwork in slab rebates and step-downs. The plastic bolt hooks the reinforcing mesh inside the slab passing through the upper formwork and is fastened outside the slab with a plastic nut. This not only offers superior support but also enables fine-tuning of the formwork for perfectly straight boxing, even after the concrete has been placed.



CODE	DESCRIPTION
SBN50	Slab Bolts - Pack of 50
SBNAD	Slab Bolt Drill/Impact Driver Bit



LOOP TIES

Loop ties are used to secure reinforcing bar and mesh prior to concrete placement. The loop tie is made from the same wire as standard tie wire but features a preformed loop at each end of the wire. The loop tie is designed to be folded in a "U" shape around the reinforcing so both loops are aligned allowing a twist tool or twitcher to quickly form the tie.



CODE	DESCRIPTION	PACK QTY
LTB110	110mm Black Loop Tie - Bundle of 2000	5
LTB125	125mm Black Loop Tie - Bundle of 2000	5
LTB150	150mm Black Loop Tie - Bundle of 2000	5



REBAR TIE GUN WIRE

Battery-operated rebar tie guns require a different gauge tie wire and are normally spooled on a special plastic cartridge. The steps on the cartridge enable the machine to control the feed of wire into the tie gun. Most tie guns will only accept cartridges specific to that gun. Using aftermarket "imitation" cartridges may damage your rebar tie gun and void the warranty.



CODE	DESCRIPTION	BOX QTY	BOXES / PLT
TW1061T	Max TW1061T TwinTier Tie Wire Coils Suits Max RB441T, RB611T & RB401T-E	30	25
TW898	Max TW898 Rebar Tie Wire Coils Suits Max RB397, RB398 & RB398S	50	25
RT40TWC	Rapid Tool Rebar Tie Wire Coils Suits Rapid Tool RT40 & RT40-A	50	25



TIE WIRE COILS

Tie wire coils are our most common form of tie wire and is pliable, annealed wire used to secure reinforcing bar and mesh prior to concrete placement. The wire can easily be formed in to shape around the reinforcing and twisted together using end nips.



CODE	DESCRIPTION	BOX QTY	BOXES / PLT
IDC1	1.42kg Tie Wire Coil - Black	10	64
IDCG	1.42kg Tie Wire Coil - Galvanized	10	64



CONSTRUCTION SUPPLIES - SLAB SUPPLIES

EPS FOAM SHEET - STANDARD DENSITY

EPS (Expanded Polystyrene) Foam sheet is a cost effective, high performing insulation panel for slab on ground construction. The light weight foam sheet is easy to install and creates a thermal barrier to reduce heat loss from the slab.

Standard Density sheets have a compressive strength of 70kPa and are ideal for residential and some commercial applications. Due to the lower density, standard sheets have a lower thermal resistance than high density sheets.

Sheet Size: 1200 x 2400mm



CODE	DESCRIPTION
FSEPS30	30mm EPS Foam Sheet - Pack of 15 Sheets
FSEPS40	40mm EPS Foam Sheet - Pack of 12 Sheets
FSEPS50	50mm EPS Foam Sheet - Pack of 10 Sheets
FSEPS60	60mm EPS Foam Sheet - Pack of 8 Sheets
FSEPS70	70mm EPS Foam Sheet - Pack of 7 Sheets
FSEPS80	80mm EPS Foam Sheet - Pack of 6 Sheets
FSEPS100	100mm EPS Foam Sheet - Pack of 5 Sheets



EPS FOAM SHEET - HIGH DENSITY

EPS (Expanded Polystyrene) Foam sheet is a cost effective, high performing insulation panel for slab on ground construction. The light weight foam sheet is easy to install and creates a thermal barrier to reduce heat loss from the slab.

High Density sheets have a compressive strength of 185kPa and are ideal high load applications or where greater thermal resistance is required.

Sheet Size: 1200 x 2400mm



CODE	DESCRIPTION
FSEPSP40	40mm High Density EPS Foam Sheet - Pack of 12 Sheets
FSEPSP50	50mm High Density EPS Foam Sheet - Pack of 10 Sheets
FSEPSP60	60mm High Density EPS Foam Sheet - Pack of 8 Sheets
FSEPSP70	70mm High Density EPS Foam Sheet - Pack of 7 Sheets
FSEPSP80	80mm High Density EPS Foam Sheet - Pack of 6 Sheets
FSEPSP100	100mm High Density EPS Foam Sheet - Pack of 5 Sheets



XPS FOAM SHEET

XPS (Extruded Polystyrene) Foam sheet has become the material of choice for underslab insulation due to its high compressive strength and superior thermal resistance. Thanks to advances in manufacturing techniques, XPS foam is also impervious to water, further increasing its thermal performance XPS foam has a number of applications including; concrete slab and foundation insulation, perimeter insulation, isolation joints etc.



CODE	DESCRIPTION
FSXPS25	25mm XPS Foam Sheet - 600 x 2400mm Sheet
FSXPS30	30mm XPS Foam Sheet - 600 x 2400mm Sheet
FSXPS40	40mm XPS Foam Sheet - 600 x 2400mm Sheet
FSXPS50	50mm XPS Foam Sheet - 600 x 2400mm Sheet
FSXPS75	75mm XPS Foam Sheet - 600 x 2400mm Sheet



CONSTRUCTION SUPPLIES - SPACERS

CIRCULAR SPACERS

Often called wagon wheel spacers, circular spacers are designed for use in civil precast and commercial construction applications.

The circular spacer clips on to mesh and bar up to 12mm and provides 360° of cover, regardless of how the spacer is oriented.



CODE	DESCRIPTION	BAG QTY	BAGS / PLT
CB15CR12	15mm Circular Spacer for 8-12mm Bar	100	50
CB20CR12	20mm Circular Spacer for 8-12mm Bar	100	50
CB25CR12	25mm Circular Spacer for 8-12mm Bar	100	50
CB30CR12	30mm Circular Spacer for 8-12mm Bar	100	50
CB40CR12	40mm Circular Spacer for 8-12mm Bar	100	50
CB50CR12	50mm Circular Spacer for 8-12mm Bar	100	50
CB65CR12	65mm Circular Spacer for 8-12mm Bar	100	50
CB75CR12	75mm Circular Spacer for 8-12mm Bar	100	50

HD CIRCULAR SPACERS

Cage wheels or HD circular spacers are the perfect alternatives to the lightweight circular spacers. Due to their robust construction, HD Circular spacers are ideal for pile cages and can be attached to a pile cage before it is lowered into the ground.

HD Circular spacers are suit up to a 19mm rebar and feature a push-fit and security clip mechanism ensuring they lock around the bar and can rotate like a wheel as the cage is lowered into position.



CODE	DESCRIPTION	BAG QTY	BAGS / PLT
CBHD25CR19	25mm HD Circular Spacer for 10-19mm Bar	250	32
CBHD35CR19	35mm HD Circular Spacer for 10-19mm Bar	200	30
CBHD40CR19	40mm HD Circular Spacer for 10-19mm Bar	100	36
CBHD50CR19	50mm HD Circular Spacer for 10-19mm Bar	24	48
CBHD65CR19	65mm HD Circular Spacer for 10-19mm Bar	30	60
CBHD75CR19	75mm HD Circular Spacer for 10-19mm Bar	30	48
CBHD80CR19	80mm HD Circular Spacer for 10-19mm Bar	25	36
CBHD85CR19	85mm HD Circular Spacer for 10-19mm Bar	25	42
CBHD90CR19	90mm HD Circular Spacer for 10-19mm Bar	24	42
CBHD100CR19	100mm HD Circular Spacer for 10-19mm Bar	30	27

CONSTRUCTION SUPPLIES - SPACERS

COMBINATION CHAIRS

Combination bar chairs are the most common type of spacer due to their functionality. Combination chairs have two height settings and can be simply adjusted by turning the chair 90°.

They also feature a clip-top on the chair enabling the chairs to be clipped on to the mesh while flat on the ground; when the mesh is lifted, the chairs swing into place.



CODE	DESCRIPTION	BAG QTY	BAGS / PLT
BC25/40C	25/40mm Combination Clip Top Bar Chairs	100	50
BC50/65C	50/65mm Combination Clip Top Bar Chairs	100	60
BC75/90C	75/90mm Combination Clip Top Bar Chairs	100	60
BC85/100C	85/100mm Combination Clip Top Bar Chairs	100	60



POOL BAR CHAIRS

Pool combination bar chairs are manufactured from a softer plastic to enable them to be stapled to the formwork without them shattering. They also feature a wider throat to enable two 16mm bars to pass through the top. This design is commonly found at the top of a swimming pool wall. These combination chairs have two settings, 75mm and 90mm and are packed in bags of 100



CODE	DESCRIPTION	BAG QTY	BAGS / PLT
BC75/90P	75/90mm Combination Pool Bar Chairs	100	60



PAYING YOUR EXPENSIVE WORKERS TO CUT FORMWORK CONDUIT AND START SAVING!!!

SET-UP PRE-CUT CONDUIT & CONE ASSEMBLIES


Scan the QR CODE or click here to find out more.



- ✓ SAVE TIME
- ✓ SAVE MONEY
- ✓ MORE ACCURATE

set-up

FIND THEM ON PAGE 24

 ALLCON

CONSTRUCTION SUPPLIES - SPACERS

CONCRETE SPACERS

Concrete spacers are an essential part of many construction projects. They are designed to provide a high level of support for reinforcing structures while also being easy to install. Our concrete spacers are made from a high strength concrete and feature an integrated galvanized tie wire. This makes them ideal for use in high load applications such as slab on ground, civil, and infrastructure projects.



CODE	DESCRIPTION	BOX QTY	BOXES / PLT
BCC20-S	20mm Square Concrete Spacer	200	108
BCC25-S	25mm Square Concrete Spacer	100	144
BCC30-S	30mm Square Concrete Spacer	100	144
BCC35-S	35mm Square Concrete Spacer	50	112
BCC40-S	40mm Square Concrete Spacer	50	96
BCC45-S	45mm Square Concrete Spacer	50	96
BCC50-S	50mm Square Concrete Spacer	50	80
BCC55-S	55mm Square Concrete Spacer	50	80
BCC60-S	60mm Square Concrete Spacer	25	90
BCC65-S	65mm Square Concrete Spacer	25	81
BCC70-S	70mm Square Concrete Spacer	25	81
BCC75-S	75mm Square Concrete Spacer	25	72
BCC80-R	80mm Round Concrete Spacer	15	96
BCC80-S	80mm Square Concrete Spacer	12	96
BCC85-R	85mm Round Concrete Spacer	15	120
BCC85-S	85mm Square Concrete Spacer	12	80
BCC90-S	90mm Square Concrete Spacer	15	80
BCC95-R	95mm Round Concrete Spacer	15	105
BCC100-R	100mm Round Concrete Spacer	15	96
BCC100-S	100mm Square Concrete Spacer	12	96

DECK CHAIRS

Deck chairs are an alternative to traditional wire or metal bar chairs and are used to support reinforcing in suspended decks, precast beams, panels and tilt-up applications. Unlike steel chairs, they are strong and stable, lightweight and will not rust. Deck chairs are also a combination chair and feature two height settings. They also feature dimpled feet to ensure minimum exposure on suspended and precast sections.



CODE	DESCRIPTION	BAG QTY	BAGS / PLT
BPDS25/30	25/30mm Bottom Deck Chair	100	50
BPDS35/40	35/40mm Bottom Deck Chair	100	50
BPDS45/50	45/50mm Bottom Deck Chair	100	50
BPDST110/120	110/120mm Top Deck Chair	50	84
BPDST130/140	130/140mm Top Deck Chair	50	80
BPDST150/160	150/160mm Top Deck Chair	50	60
BPDST170/180	170/180mm Top Deck Chair	50	60
BPDST190/200	190/200mm Top Deck Chair	50	60
BPDST65/75	65/70mm Top Deck Chair	50	72
BPDST90/100	90/100mm Top Deck Chair	50	84

CONSTRUCTION SUPPLIES - SPACERS

DECK RAILS

Deck rail chairs are also called continuous spacers and are used to support and space reinforcing in formwork applications. The rail features sets of vertical legs every 75mm providing strength and stability. Clip together Male and Female connections are located at the end of the rail enabling rails to be connected in a continuous length. Once connected, the clips will not separate.

Bases are also available to support deck rails on slab on ground situations.



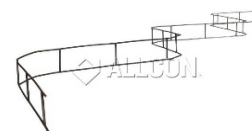
CODE	DESCRIPTION	BAG QTY	BAGS / PLT
BDR025	25mm x 750mm Deck Rail Chair	25	25
BDR030	30mm x 750mm Deck Rail Chair	25	60
BDR035	35mm x 750mm Deck Rail Chair	25	52
BDR040	40mm x 750mm Deck Rail Chair	25	52
BDR045	45mm x 750mm Deck Rail Chair	25	44
BDR050	50mm x 750mm Deck Rail Chair	25	44
BDR065	65mm x 750mm Deck Rail Chair	25	36
BDR075	75mm x 750mm Deck Rail Chair	25	32
BDR100	100mm x 750mm Deck Rail Chair	25	28
BDRBASE	Deck Rail Base to suit Deck Rail Chairs	50	20



DOUBLE MESH SPACERS

Double Mesh Spacers or mesh snakes are a quick and simple way to support a second layer of reinforcing on slab on ground and precast applications.

Mesh snakes are much more stable and eliminate the need to use tall bar chairs to support the second layer of reinforcing.



CODE	DESCRIPTION	PACK QTY	PACKS / PLT
BCDMS40	40mm x 2m Double Mesh Spacer	25	72
BCDMS50	50mm x 2m Double Mesh Spacer	25	64
BCDMS60	60mm x 2m Double Mesh Spacer	25	56
BCDMS70	70mm x 2m Double Mesh Spacer	25	48
BCDMS80	80mm x 2m Double Mesh Spacer	25	40
BCDMS90	90mm x 2m Double Mesh Spacer	25	40
BCDMS100	100mm x 2m Double Mesh Spacer	25	32
BCDMS120	120mm x 2m Double Mesh Spacer	25	24



CONSTRUCTION SUPPLIES - SPACERS

FAST CLIP BAR CHAIRS

Fast Clip Bar chairs, commonly referred to as FCB's, clip on to the bar to space reinforcing off formwork. Each size of the chair will provide a different cover off the formwork.

They are suitable for reinforcing from 4mm to 20mm in diameter and are available in 20mm -75mm cover.



CODE	DESCRIPTION	BAG QTY	BAGS / PLT
FCB20	20mm Fast Clip Bar Chair	100	50
FCB25	25mm Fast Clip Bar Chair	100	50
FCB30	30mm Fast Clip Bar Chair	100	50
FCB35	35mm Fast Clip Bar Chair	100	50
FCB40	40mm Fast Clip Bar Chair	100	50
FCB60	60mm Fast Clip Bar Chair	100	50
FCB65	65mm Fast Clip Bar Chair	100	50
FCB75	75mm Fast Clip Bar Chair	100	50

FAST CLIP MESH CHAIRS

Fast clip mesh chairs are versatile, fast, clip-on support for mesh and are used in precast, tilt-up and suspended slab applications. The mesh chair is designed to clip on to the intersection of the mesh, providing greater strength and stability.



CODE	DESCRIPTION	BAG QTY	BAGS / PLT
FCM25	25mm Fast Clip-on Mesh Chair	100	50
FCM30	30mm Fast Clip-on Mesh Chair	100	50
FCM35	35mm Fast Clip-on Mesh Chair	100	50
FCM40	40mm Fast Clip-on Mesh Chair	100	50
FCM50	50mm Fast Clip-on Mesh Chair	100	50
FCM65	65mm Fast Clip-on Mesh Chair	100	50
FCM75	75mm Fast Clip-on Mesh Chair	100	50
FCM90	90mm Fast Clip-on Mesh Chair	100	50

CONSTRUCTION SUPPLIES - SPACERS

METAL SPIDER CHAIRS

Metal spider bar chairs or wire bar chairs are 4-legged, factory welded, steel chair. They have an indentation in the top to support rebar or mesh and feature plastic tipped feet to provide minimal exposure in precast and insitu applications.



CODE	DESCRIPTION	BAG QTY	BAGS / PLT
BCS20-S	20mm Metal Spider Chair	100	450
BCS25-S	25mm Metal Spider Chair	100	378
BCS30-S	30mm Metal Spider Chair	100	324
BCS35-S	35mm Metal Spider Chair	100	300
BCS40-S	40mm Metal Spider Chair	100	252
BCS45-S	45mm Metal Spider Chair	100	260
BCS50-S	50mm Metal Spider Chair	100	176
BCS60-S	60mm Metal Spider Chair	100	162
BCS65-S	65mm Metal Spider Chair	100	162
BCS70-S	70mm Metal Spider Chair	100	153
BCS75-S	75mm Metal Spider Chair	100	153
BCS80-S	80mm Metal Spider Chair	100	144
BCS85-S	85mm Metal Spider Chair	100	128
BCS90-S	90mm Metal Spider Chair	100	128
BCS100-S	100mm Metal Spider Chair	100	92
BCS110-S	110mm Metal Spider Chair	50	184
BCS120-S	120mm Metal Spider Chair	50	175
BCS130-S	130mm Metal Spider Chair	50	168
BCS140-S	140mm Metal Spider Chair	50	147
BCS150-S	150mm Metal Spider Chair	50	140
BCS160-S	160mm Metal Spider Chair	50	133
BCS170-S	170mm Metal Spider Chair	50	126
BCS180-S	180mm Metal Spider Chair	50	119
BCS190-S	190mm Metal Spider Chair	50	111
BCS200-S	200mm Metal Spider Chair	25	132
BCS210-S	210mm Metal Spider Chair	25	132
BCS220-S	220mm Metal Spider Chair	25	120
BCS230-S	230mm Metal Spider Chair	25	120
BCS240-S	240mm Metal Spider Chair	25	108
BCS250-S	250mm Metal Spider Chair	25	108
BCS260-S	260mm Metal Spider Chair	25	102
BCS270-S	270mm Metal Spider Chair	25	94
BCS280-S	280mm Metal Spider Chair	25	90
BCS290-S	290mm Metal Spider Chair	25	90
BCS300-S	300mm Metal Spider Chair	25	84
BCS310-S	310mm Metal Spider Chair	25	78
BCS320-S	320mm Metal Spider Chair	25	78
BCS330-S	330mm Metal Spider Chair	25	78
BCS340-S	340mm Metal Spider Chair	25	72
BCS350-S	350mm Metal Spider Chair	25	72
BCS360-S	360mm Metal Spider Chair	25	72

CONSTRUCTION SUPPLIES - SPACERS

PIZZA PLATES

Pizza plates are designed to support metal spider chairs in slab-on-ground applications. The plate prevents the thin legs of the chair from penetrating vapour barriers, waterproof membranes or sinking into the sub-base



CODE	DESCRIPTION	PACK QTY	PACKS / PLT
BCSP154	154mm Pizza Plate for Metal Spider Chairs	100	72



PANEL CHAIRS

Panel combination chairs are designed to support mesh in precast, tilt up and some suspended deck applications. The chairs are specifically made from a concrete grey plastic and feature dimples at the base of the legs to provide minimum exposure ensuring the chairs can't be visible from the underside of the panel or deck.

Like standard combination chairs, they have two height settings and can be adjusted by simply turning the chair 90°. They also feature a push on clip mechanism which allows the chairs to swing in to place when the mesh is lowered in the form.



CODE	DESCRIPTION	BAG QTY	BAGS / PLT
BCPANEL30/40	30mm/40mm Panel Bar Chair	100	50
BCPANEL50/60	50mm/60mm Panel Bar Chair	100	50
BCPANEL65/75	65mm/75mm Panel Bar Chair	100	50
BCPANEL90/100	90mm/100mm Panel Bar Chair	100	40



PILE CAGE FEET

Pile cage feet are designed to support pile cages and ensure correct concrete cover at the bottom of the cage. If the cage is simply placed without concrete cover at the bottom, this could lead to water rusting out the reinforcing causing concrete cancer and potentially undermining the foundation. Pile cage foot extensions are also available to increase the cover if required.



CODE	DESCRIPTION	BAG QTY	BAGS / PLT
PCF85	85mm Pile Cage Foot	60	36
PCFE100	15mm Pile Cage Foot Extension	60	NA
PCFE150	65mm Pile Cage Foot Extension	60	NA



CONSTRUCTION SUPPLIES - SPACERS

POD SPACERS & RAILS

Pod spacers rails are used to space waffle pods and reinforcing in pod slabs. Pod spacers keep waffle pods at a specified spacing to form internal beams strengthening the slab. The pod spacers also support reinforcing bars ensuring they run centrally in the beam.

Pod rails sit on top of the pod providing the correct cover between the pod and the reinforcing mesh.



CODE	DESCRIPTION	PACK QTY	PACKS / PLT
BPODS	PodStar Waffle Pod Spacer	10	72
PODR40S-20	40mm x 550mm PodRail Spacer	20	80



SHIMS

Panel shims or panel packers are thin plastic sheet and are available in a range of thicknesses. They are used to provide temporary support when levelling objects such as precast elements and structural steel. Shims range from 1mm thick to 20mm thick and can be stacked in any combination to achieve the correct height.



CODE	DESCRIPTION	PACK QTY	PACKS / PLT
SHIM01	1mm Full Shim 150 x 100mm - Brown	100	99
SHIM02	2mm Full Shim 150 x 100mm - Blue	200	99
SHIM03	3mm Full Shim 150 x 100mm - Green	100	99
SHIM05	5mm Full Shim 150 x 100mm - Yellow	100	99
SHIM10	10mm Full Shim 150 x 100mm - Black	40	99
SHIM15	15mm Full Shim 150 x 100mm - Grey	40	66
SHIM20	20mm Full Shim 150 x 100mm - White	30	66



SOG CHAIRS

Slab On Ground (SOG) chairs are used to set reinforcing mesh and bar to the correct height in deep pour or double mesh situations. They consist of a flat base with a single stem making them perfect for supporting the second layer of mesh.

They also feature a clip-top ensuring the chair remains in place. SOG chairs suit mesh and rebar up to 20mm in diameter.



CODE	DESCRIPTION	PACK QTY	PACKS / PLT
BSOG100C	100mm SOG Clip Top Bar Chair	100	32
BSOG110C	110mm SOG Clip Top Bar Chair	100	32
BSOG120C	120mm SOG Clip Top Bar Chair	100	28
BSOG130C	130mm SOG Clip Top Bar Chair	100	28
BSOG140C	140mm SOG Clip Top Bar Chair	100	24
BSOG150C	150mm SOG Clip Top Bar Chair	100	24



CONSTRUCTION SUPPLIES - SPACERS

TALL COMBINATION CHAIRS

Tall combination chairs, as the name suggests, are taller than standard combination chairs and are used to set the reinforcing bar and mesh in heavy-duty, slab on ground applications. Tall combination chairs feature two height settings and can simply be adjusted by turning the chair 90°.



CODE	DESCRIPTION	PACK QTY	PACKS / PLT
BC105/110	105/110mm Tall Combination Bar Chairs	100	40
BC115/120	115/120mm Tall Combination Bar Chairs	100	24
BC125/130	125/130mm Tall Combination Bar Chairs	100	24
BC135/140	135/140mm Tall Combination Bar Chairs	100	24
BC145/150	145/150mm Tall Combination Bar Chairs	100	24
BC155/160	155/160mm Tall Combination Bar Chairs	50	20
BC165/170	165/170mm Tall Combination Bar Chairs	50	40



TRENCH MESH SUPPORTS

Trench mesh supports are designed to support trench mesh in strip footings and raft slabs ensuring adequate concrete cover. Due to their unique clip on system, trench mesh supports can be attached to the trench mesh before the reinforcing is lowered into position.



CODE	DESCRIPTION	PACK QTY	PACKS / PLT
BCTMS	Trench Mesh Supports for 8-12mm Bar	25	120
BCTMS16	Trench Mesh Supports for 16mm Bar	25	60



WHAT MAKES US, US!!!

Watch our video to find out all about Allcon and what it is that makes us, us.



Scan the QR code with your phone or click here to view from your computer.


SURFACE APPLIED FRP TACTILES

In recent years, developments in fibre reinforced plastic has made way for a new generation of tactiles that outperforms traditional tactiles in many ways. FRP tactiles contain special polymers and fibres making them almost indestructible and are coloured with UV stable pigments to make them more visible to the vision impaired. They are also much quicker and easier to install and can be easily replaced if they are defaced or damaged.

Surface applied tactiles can be mechanically and chemically fixed to any stable substrate, are fast and easy to install and are exceptionally hard wearing.

Hazard Tactiles feature a series of raised dots and inform vision impaired pedestrians of a potential hazard.

Directional Tactiles feature a series of raised lines and direct vision impaired pedestrians in the direction of the lines.



CODE	DESCRIPTION	BOX QTY
T TSAH600-BLA	600x300mm Hazard Surface Applied Tactile - Black	16
T TSAH600-WHI	600x300mm Hazard Surface Applied Tactile - White	16
T TSAH600-YEL	600x300mm Hazard Surface Applied Tactile - Yellow	16
T TSAD600-BLA	600x300mm Directional Surface Applied Tactile - Black	16
T TSAD600-WHI	600x300mm Directional Surface Applied Tactile - White	16
T TSAD600-YEL	600x300mm Directional Surface Applied Tactile - Yellow	16
T TSAH1200-WHI	1200x600mm Hazard Surface Applied Tactile - White	16
T TSAH1200-YEL	1200x600mm Hazard Surface Applied Tactile - Yellow	16



YES BOSS, WE'VE GOT THE CURE!!!

Whether it be our aliphatic alcohol to retard evaporation, a curing blanket for cold climates or our AS3799 compliant Bosscure 600 hydrocarbon based curing compound, our Boss curing range means you are always in control.

Got a large area to cure? We've solved that too with our Forza curing sprayer trolley. Designed from the ground up and manufactured right here in Australia, the Forza curing sprayer is a must have for large areas. Talk to us today.

CONSTRUCTION SUPPLIES - TACTILES

CAST IN PLACE FRP TACTILES

In recent years, developments in fibre reinforced plastic has made way for a new generation of tactiles that outperforms traditional tactiles in many ways. FRP tactiles contain special polymers and fibres making them almost indestructible and are coloured with UV stable pigments to make them more visible to the vision impaired. They are also much quicker and easier to install and can be easily replaced if they are defaced or damaged. Cast-in-place tactiles are installed in to freshly laid concrete. Once the concrete has cured, the tactile is mechanically fixed to ths substrate. Hazard Tactiles feature a series of raised dots and inform vision impaired pedestrians of a potential hazard. Directional Tactiles feature a series of raised lines and direct vision impaired pedestrians in the direction of the lines.



CODE	DESCRIPTION	BOX QTY
TTCPH600-BLA	600x300mm Hazard Cast In Place Tactile - Black	8
TTCPH600-WHI	600x300mm Hazard Cast In Place Tactile - White	8
TTCPH600-YEL	600x300mm Hazard Cast In Place Tactile - Yellow	8
TTCPD600-BLA	600x300mm Directional Cast In Place Tactile - Black	8
TTCPD600-WHI	600x300mm Directional Cast In Place Tactile - White	8
TTCPD600-YEL	600x300mm Directional Cast In Place Tactile - Yellow	8
TTCPH1200-BLA	1200x600mm Hazard Cast In Place Tactile - Black	8
TTCPH1200-WHI	1200x600mm Hazard Cast In Place Tactile - White	8
TTCPH1200-YEL	1200x600mm Hazard Cast In Place Tactile - Yellow	8



SEE PAGE 6 FOR MORE DETAILS

CONSTRUCTION SUPPLIES - TAPES & ACCESSORIES

BITUMINOUS TAPE

Bituminous tape is a composite membrane of nonwoven geotextile and self adhesive rubberised bitumen with high strength and elongation properties. Designed as a joint sealant tape, Bituminous tape seals joints in precast elements such as culverts and bridge decks and inhibits reflective cracking to the pavement above. Bituminous tape also provides stress relief to waterproofing membranes in concrete and asphalt pavements.



CODE	DESCRIPTION	ROLLS / BOX
BTB15020	150mm Bitac Tape - 20m Roll	3
BTB25020	250mm Bitac Tape - 20m Roll	2
BTB30020	300mm Bitac Tape - 20m Roll	1
BTB50020	500mm Bitac Tape - 20m Roll	1
BTBP20	20L Bitac Primer	NA



DENSO TAPE

Denso Petrolatum Tape is a non-woven, synthetic tape impregnated with petrolatum gel and are used to provide long term corrosion protection steel. Whist Denso tape is designed to protect pipes, flanges, and valves, it is often used to protect dowel bars in load transfer construction joints.



CODE	DESCRIPTION	ROLLS / BOX
TDS50	50mm Denso Petrolatum Tape - 10m Roll	24
TDS100	100mm Denso Petrolatum Tape - 10m Roll	12



BOOMERANG DUCT TAPE

Boomerang duct tape is a high quality joining tape and is preferred by concretors for its excellent adhesion; even in wet or cold conditions. Duct tape is commonly used to tape joints in builders film as well as thousands of other applications on the jobsite. When it has to stick, stick to Boomerang.



CODE	DESCRIPTION	ROLLS / BOX
DTBG16	Boomerang Duct Tape - Grey	60
DTBB16	Boomerang Duct Tape - Black	60



CONSTRUCTION SUPPLIES - TAPES & ACCESSORIES

MALTHOID

Malthoid is a 2 ply felt material impregnated with bitumen and covered with fine sand to prevent sticking when rolled. Traditionally it has been used as a dampcourse on brick and blockwork walls however our customers often use it as an economical debonding layer between a capping beam and the transfer slab. The malthoid acts as a slip joint allowing the slab to move independently of the capping beam. Malthoid is available in a 20m roll and is available in widths of 90mm up to 1000mm wide.



CODE	DESCRIPTION
MT9020	90mm Malthoid - 20m Roll
MT11020	110mm Malthoid - 20m Roll
MT15020	150mm Malthoid - 20m Roll
MT23020	230mm Malthoid - 20m Roll
MT30020	300mm Malthoid - 20m Roll
MT35020	350mm Malthoid - 20m Roll
MT100020	1000mm Malthoid - 20m Roll



MASKING TAPE

Masking tape is a latex impregnated crepe paper with a rubber based adhesive and is often used to protect surfaces when sealing concrete. The adhesive is strong enough to adhere to most substrates without being too strong that it damages coatings etc. Combined with masking plastic, masking tape is ideal for masking off walls and other areas when using concrete sealer.



CODE	DESCRIPTION	ROLLS / BOX
MT4845	MASKING TAPE - 48mm x 45m	48



EZY MASK MASKING PLASTIC

Ezymask is a 30mm masking tape with a pre-adhered masking plastic and is ideal for protecting surfaces when painting or sealing concrete. The light blue plastic sheeting folds out to 600mm giving plenty of protection away from the masked edge. Masking plastic is ideal for masking off walls and other areas when using concrete sealer or resurfacing compounds.



CODE	DESCRIPTION	PACK QTY
MPEB600	MASKING PLASTIC - Ezymask Blue 600mm x 50m	5
MPEB1200	MASKING PLASTIC - Ezymask Blue 1200mm x 50m	5



CLEAR MASKING PLASTIC

Clear plastic has a wide range of uses on the jobsite for protection of surfaces and walls when sealing or resurfacing concrete. Clear masking plastic is also perfect for protecting and extending the life of foam rebates.



CODE	DESCRIPTION
MPC1100	MASKING PLASTIC - Clear 1m x 100m x 50um
MPC2100	MASKING PLASTIC - Clear 2m x 100m x 50um
MPC05400	MASKING PLASTIC - Clear 0.5m x 400m x 50um



WHAT IS GEOPLAST?



Geoplast

Geoplast is an innovative, modular plastic formwork system for forming walls, columns, pits, beams and more. Manufactured in Italy from ABS plastic, Geoplast can be installed using unskilled labour in a fraction of the time of conventional formwork. It's genius lies in the patented GFRP locking handle which enables a simple and toolless panel connection. Simply insert the handle, turn 90° and the panel is locked.



LIGHTWEIGHT

All components can safely be lifted by one person without cranes and lifting devices.



FAST

Modular, tool free assembly allows for incredibly fast set-up



EASY

Geoplast components can be assembled by unskilled labour reducing the need for skilled carpenters.



VERSATILE

The modular components from each system fit together to suit every size and type of project with minimum outlay.



NO RELEASE AGENT

The smooth ABS releases easily from the concrete without requiring a release agent.



FAST STRIPPING

Components can be disassembled quickly and moved in sections allowing for even faster setup on repetitive projects.



LONG LIFE

Geoplast panels can be reused up to 100 times if maintained correctly.



COMPACT

All components can easily be packed on to pallets for efficient transport and storage.



NO WASTE

100% reusable components reduces site waste and disposal costs.



RECYCLABLE

Geoplast ABS panels are fully recyclable at the end of their life.



ECO FRIENDLY

Geoplast is an eco friendly alternative to timber and cardboard.



WATER & CHEMICAL RESISTANT

ABS Plastic is water and chemical resistant allowing use in marine environments.



EASY TO CLEAN

All components are non-stick and can be easily cleaned with a pressure washer.



SAFE

Lightweight plastic components reduce on-site risks from lifting, cutting and fatigue.

To find out more, visit: www.geoplast.com.au

APPLICATIONS

WALL FORMWORK

- Wall Structures
- Bridge Structures
- Retaining Walls
- Irrigation Structures
- Retention tanks
- Slab Stepdowns
- Windfarm Bases
- Capping Beams
- Monolithic buildings
- Rammed Earth

ROUND & OVAL COLUMN FORMWORK

- Basement Carparks
- Column Encasement
- Column Remediation
- Marine Projects
- Bollards

SQUARE & RECTANGULAR COLUMN FORMWORK

- Blade Walls
- Square Columns
- Rectangle Columns
- Pile Caps
- Machine bases

PIT & LIFT SHAFT FORMWORK

- Storm water pits
- Retention Pits
- Lift Overruns
- Swimming Pools
- Tank Bunds


To find out more, visit: www.geoplast.com.au

COMPACTION	72
CONCRETE PLACEMENT	77
CUTTING, CORING & GRINDING	86
GENERATORS	106
LASER & SURVEY	109
PRESSURE WASHERS	115
REBAR EQUIPMENT	121
SUBMERSIBLE PUMPS	128
TROWEL MACHINES	129

02

EQUIPMENT





HUSQVARNA LP6505 DOUBLE DRUM ROLLER

The LP6505 is a fully hydraulic duplex roller for compacting thin layers of granular soil and asphalt. The compact design with high curb clearance, no overhang and sleek sides allows you to go close to walls, posts or edges. With drum scrapers, hydraulic brakes and an automatic braking function, the LP6505 is safe and easy to use.

It's also easy to maintain. The built-in hydraulic oil cooler reduces component wear and extends service intervals.



CODE	DESCRIPTION
LP6505	Husqvarna 765kg Double Drum Roller



HUSQVARNA LP9505 DOUBLE DRUM ROLLER

The LP9505 is a powerful, easy-to-use trench compactor, delivering superb productivity in demanding trench compaction jobs. Due to the high operating weight and ultimate traction, it is suitable for all kinds of soils (wet or dry) but is especially suited for cohesive materials like clay and silt.

The reliable, fuel-efficient Kubota diesel engine provides class-leading power, while the articulated steering allows the compactor to turn corners without digging up the soil. Radio remote control operation is delivered via a lightweight and durable remote control unit for smooth and safe operation. The wide drums and low centre of gravity deliver excellent stability and driveability further enhancing safety.



CODE	DESCRIPTION
LP9505	Husqvarna 1680kg Remote Controlled Articulated Trench Roller



FORZA FVP80 PLATE COMPACTOR

The FVP80 is a heavy duty, powerful vibrating plate, ideal for compacting sand and gravel before concrete placement and for other civil compaction projects. With a Genuine Honda Engine and cast exciter, the FVP80 travels faster and hits harder than most other forward plate compactors available.

The pivoting handle makes the FVP80 easily maneuverable as it can be controlled by pushing or pulling the unit. The handle and engine also feature anti-vibration mounts to reduce hand-arm vibrations transferring to the operator.



CODE	DESCRIPTION	FUEL	ENGINE
FVP80	Forza 80kg Forward Plate Compactor	Petrol	Honda GX160



EQUIPMENT - COMPACTION

HUSQVARNA LF60LAT PLATE COMPACTOR

LF60LAT is a lightweight and portable forward plate compactor designed for efficient compaction of asphalt and soil. It is ideal for repair jobs and maintenance work such as driveways and parking lots. The large water tank features an oversized cap to enable less frequent and faster refills.

The machine is super easy to clean, leaves no marks on the pavement and can use any clean site water in the water tank. The LF60LAT also features an industry-leading anti-vibration handle that virtually eliminates vibrations to the operator. The folding handle and wheel kit make it simple to transport.



CODE	DESCRIPTION	FUEL	ENGINE
LF60LAT	Husqvarna 67kg Forward Plate Compactor	Petrol	Honda GXR120



HUSQVARNA LF80LAT

LF80-LAT is a lightweight, fast-operating forward plate compactor, designed for efficient compaction of soil and asphalt. It is ideal for repair jobs and maintenance work, such as driveways and parking lots. The large water tank features an oversized cap to enable less frequent and faster refills. It is easy to clean, leaves no marks on the pavement and uses whatever water is available on-site.



CODE	DESCRIPTION	FUEL	ENGINE
LF80LAT	Husqvarna 95kg Forward Plate Compactor	Petrol	Honda GX160



HUSQVARNA LF100LAT PLATE COMPACTOR

The LF100LAT is a fast-operating forward plate compactor for efficient compaction of asphalt, soil and gravel. The unique plate shape and optimised speed enable fast and easy compaction with high production rates. The exclusive, patented low-vibration handle protects the operator from unhealthy vibration levels and the compact design with foldable handle and wheels makes transportation and storage easy.

The LF100LAT also features a large water tank with an oversized refill cap enables faster and less frequent refills.



CODE	DESCRIPTION	FUEL	ENGINE
LF100LAT	Husqvarna 109kg Asphalt Plate Compactor	Diesel	Hatz 1B20



EQUIPMENT - COMPACTION

HUSQVARNA LT5005 RAMMER

The LT5005 is a well-balanced and lightweight yet powerful rammer, ideal for compaction in trenches or other narrow spaces.

Powered by the latest Honda GXR120 engine, specifically designed for use on rammers. The LT5005 rammer offers superb control, low noise and low emissions.



CODE	DESCRIPTION	FUEL	ENGINE
LT5005	Husqvarna 62kg Petrol Rammer	Petrol	Honda GXR120



HUSQVARNA LT6005 RAMMER

The LT6005 is our most popular rammer due to its power to weight ratio and exceptional balance.

Powered by the latest Honda GXR120 engine, the LT6005 is ideal for compaction of trenches and other confined spaces for civil and infrastructure projects.

The LT6005 rammer offers superb control, low noise and low emissions.



CODE	DESCRIPTION	FUEL	ENGINE
LT6005	Husqvarna 69kg Petrol Rammer	Petrol	Honda GXR120



HUSQVARNA LT8005 RAMMER

The LT8005 is Husqvarna's heaviest rammer with the widest foot.

The Hatz diesel-powered unit is well-balanced, powerful and offers deep compaction thanks to its high centrifugal force and weight.

The LT8005 is ideal for compaction of trenches and pits in civil and infrastructure projects where petrol-powered units are prohibited.



CODE	DESCRIPTION	FUEL	ENGINE
LT8005	Husqvarna 110kg Diesel Rammer	Diesel	Hatz 1B20



EQUIPMENT - COMPACTION

HUSQVARNA LG164P REVERSIBLE COMPACTOR

The LG164P is a compact, lightweight yet powerful reversible plate compactor designed for compacting smaller jobs such as driveways, pathways and narrow trenches.

Equipped with a Hardox 400 steel bottom plate, the LG164P is a nimble and responsive machine ideal for compacting, rockfill, gravel, base and subbase.

The robust and reliable Honda GX160 engine pairs perfectly with the LG164 with its low emissions and excellent fuel economy.



CODE	DESCRIPTION	FUEL	ENGINE
LG164P	Husqvarna 157kg Reversible Plate Compactor	Petrol	Honda GX160

HUSQVARNA LG204 REVERSIBLE COMPACTOR

The LG204 is a compact, lightweight yet powerful reversible plate compactor developed for compacting smaller jobs such as driveways, car parks, and large private house projects.

Equipped with a Hardox 400 steel bottom plate, the LG204 is a nimble and responsive machine ideal for compacting rockfill, gravel, base and subbase.

The Hatz 1B20 engine with electric start is robust and reliable and is ideal for use where petrol engines are prohibited.



CODE	DESCRIPTION	FUEL	ENGINE
LG204	Husqvarna 244kg Reversible Plate Compactor	Diesel	Hatz 1B20

HUSQVARNA LG300 REVERSIBLE COMPACTOR

The LG300 is a compact, yet powerful reversible plate compactor ideal for compaction of sand, gravel and cohesive soils in trenches and large construction projects.

The LG300 is powered by a Hatz 1B30 with electric start, exceptionally low emission and fuel-efficient diesel engine. The forward/reverse lever and fixed handle grip make handling easy on all surfaces - you don't have to push/pull constantly during operation. The LG300 features an extremely durable and wear-resistant plate made of Hardox 400 steel.

The special design keeps rocks from getting stuck between the plate and the frame.



CODE	DESCRIPTION	FUEL	ENGINE
LG300	Husqvarna 307kg Reversible Plate Compactor	Diesel	Hatz 1B30

EQUIPMENT - COMPACTION

HUSQVARNA LG400 REVERSIBLE COMPACTOR

The LG400 is a mid-size forward and reversible plate compactor developed for deep compaction of granular soils and is a great alternative to rollers for use in confined areas.

High frequency, high centrifugal force and high amplitude all combine to provide exceptional traction and maneuverability even on wet surfaces. Powered by a Lombardini 15LD 440/S diesel engine with electric start, the LG400 also features an ergonomic anti-vibration handle and can be fitted with an optional compaction indicator to ensure correct compaction every time.



CODE	DESCRIPTION	FUEL	ENGINE
LG400	Husqvarna 436kg Reversible Plate Compactor	Diesel	15LD 440/S



HUSQVARNA LG504 REVERSIBLE COMPACTOR

The LG504 is a mid-size forward and reversible plate compactor developed for deep compaction of granular soils and is a great alternative to rollers for use in confined areas. High frequency, high centrifugal force and high amplitude all combine to provide exceptional traction and maneuverability even on wet surfaces.

Powered by a Hatz 1D81Z diesel engine with electric start, the LD504 also features an ergonomic anti-vibration handle and comes fitted with a compaction indicator to ensure correct compaction every time.



CODE	DESCRIPTION	FUEL	ENGINE
LG504	Husqvarna 470kg Reversible Plate Compactor	Diesel	Hatz 1D81Z



HUSQVARNA LH700 REVERSIBLE COMPACTOR

The LH700 is a heavy-duty diesel-hydraulic plate compactor ideal for deep compaction on large civil and infrastructure projects. The fully hydraulic system delivers the sheer power and capacity to compact medium to thick layers of granular soils ranging from sand to rock fill. The Hydraulic drive also provides impressive ease of use – you can control the equivalent of a 10-Ton roller with the tip of your finger.

The LH700 is powered by a powerful Hatz 1D90V diesel engine with electric start providing power and reliability with low emissions and low fuel consumption.



CODE	DESCRIPTION	FUEL	ENGINE
LH700	Husqvarna 780kg Reversible Plate Compactor	Diesel	Hatz 1D90V



EQUIPMENT - CONCRETE PLACEMENT

DOUBLE BEAM SCREEDS

Double beam screeds ride on formwork and are a simple yet extremely effective unit to strike off and screed concrete quickly and accurately.

The vibrations caused by the unit consolidate the concrete and provide a forward movement, propelling the screed forward. Most commonly used in precast applications.



CODE	DESCRIPTION
VS MDB30	Master Finish 3.25m Double Beam Screed
VS MDB41	Master Finish 4.1m Double Beam Screed
VS MDB65	Master Finish 6.5m Double Beam Screed



BATT SCREED 6000 ROLLER SCREED

The BattScreed is a patent-pending battery powered roller screed. Powered by a rechargeable 60-Volt, lithium-ion battery, the BattScreed boasts impressive power and run times. It eliminates exhaust fumes, power cords and hydraulic hoses found in traditional roller screeds.

The expandable tube insert allows for easy transition between tubes from 0.9m to 6.5m in length. The three-position handle folds and locks compact for lightweight transport. With a simple pull of two pins, one person can detach the screed from the tube in less than a minute.



CODE	DESCRIPTION
RSBS6000	Battery Powered Roller Screed - Battscreed 6000

*114mm Dia (6.5mm Wall) Roller tube can be purchased from most aluminium retailers.



GX35 SCREEDEMON WET SCREED UNIT

The MBW ScreeDemon addresses all the deficiencies of conventional wet screeds in one lightweight, easy-to-use unit. Conventional wet screeds require frequent maintenance due to the mechanical drive mechanisms. The ScreeDemon solves this issue by employing a simple and durable rubber isolator to drive vibrations.

The shape of the MBW ScreeDemon bar also solves the common issues with conventional screed bars. The unique triangular magnesium bar maintains rigidity whilst perfectly transferring the vibrations along the length of the bar. The motor unit can also be attached at any point along the bar, or even attach two motor units to longer bars for added control and consolidation. The MBW ScreeDemon will truly revolutionize your concrete placing, save your back and increase your productivity.



CODE	DESCRIPTION
VSSDMU	Screed Demon Motor Unit Honda GX35

*Screed Bars Sold Separately



M18 BATTERY SCREEDEMON WET SCREED UNIT

The MBW ScreeDemon addresses all the deficiencies of conventional wet screeds in one lightweight, easy-to-use unit. Swap out the standard GX35 engine with a Milwaukee M18 powered motor and you have a truly unique wet screed. Conventional wet screeds require frequent maintenance due to the mechanical drive mechanisms. The ScreeDemon solves this issue by employing a simple and durable rubber isolator to drive vibrations.

The shape of the MBW ScreeDemon bar also solves the common issues with conventional screed bars. The unique triangular magnesium bar maintains rigidity whilst perfectly transferring the vibrations along the length of the bar. The motor unit can also be attached at any point along the bar, or even attach two motor units to longer bars for added control and consolidation. The MBW ScreeDemon will truly revolutionize your concrete placing, save your back and increase your productivity.



CODE	DESCRIPTION
VSSDBMU	Screed Demon M18 Battery Motor Unit

*Screed Bars Sold Separately



SCREEDEMON SCREED BARS

The revolutionary ScreeDemon screed bar is a complete redesign of conventional screed bar technology. Extruded from magnesium, the unique dual triangle geometry of the bar ensures that it stays straight and rigid whilst still delivering exceptional vibration across the entire length of the blade.

The motor unit can be attached at any point along the length of the blade thanks to the unique clamping mechanism - no more lining up holes and bolts. And... if the bar is exceptionally long, two motor units can be attached to the same bar for increased consolidation and efficiency. When the job's done, the screed bar disconnects from the motor unit in seconds for easy cleaning and transport.



CODE	DESCRIPTION
VSSDB12	Screed Demon 1.2m Bar
VSSDB18	Screed Demon 1.8m Bar
VSSDB24	Screed Demon 2.4m Bar
VSSDB30	Screed Demon 3.0m Bar
VSSDB36	Screed Demon 3.6m Bar



EQUIPMENT - CONCRETE PLACEMENT

DRIVE UNITS

Drive units provide the ideal power source for concrete vibrators, water pumps and other flexible shaft equipment. They are suitable for use on worksites requiring a portable power source, allowing you to get on with the job.

Our Forza brand of drive units are designed, hand-assembled and tested by our in-house mechanics to ensure they perform under the toughest conditions. Powered by a reliable Honda GX200 or Hatz 1B20 diesel engine, mounted on anti-vibration rubbers and optionally fitted with a single piece folded lifting hook.



CODE	DESCRIPTION
FDU65	Forza GX200 Petrol Powered Drive Unit
FDU65-PREM	Forza GX200 Petrol Powered Drive Unit with lifting hook and anti vibration mounts
FDU4 - 1B20	Forza Hatz 1B20 Diesel Powered Drive unit with Lifting hook



MINNICH STINGER ELECTRIC DRIVE UNIT

“The Stinger” is an electric drive unit designed specifically for Minnich’s flex shaft vibrators. Manufactured in USA, The Stinger is a light weight and robust unit with a built in cage to protect the double insulated motor making it both safe and easy to use. The innovative shaft quick connect feature makes it super easy to change between shaft sizes and lengths or even between different vibrator head sizes.

Most importantly however, is the lower speed at which this unit operates. By operating at a lower VPM, they provide a more effective consolidation traditional vibrators. By slowing down the vibration speed and increasing the impact of the vibration, only the solids (aggregate & sand) are consolidated not the liquids. This focused vibration results in superior consolidation and finish and less forced bleeding. Minnich vibrators are ideal for use in off-form situations where you want to minimise formwork imperfections and joints from transferring to the finished concrete.



CODE	DESCRIPTION
VMED1	Minnich Stinger Electric Drive Motor


*Shaft and Vibrator head Sold Separately



RE-THINK CONCRETE CONSOLIDATION



Contrary to popular belief, slowing down the vibration speed and increasing the impact of the vibration actually results in superior consolidation and finish and reduces forced bleeding. **Scan the QR code or click here to learn more.**



MINNICH CSV STINGER ELECTRIC DRIVE UNIT

“The Stinger” CSV has all the same features as the standard unit with the addition of a selectable speed option. To ensure the best possible consolidation, the vibration speed should be set depending on slump of the mix. The CSV allows you to choose between the set speeds of 6,000, 8,000, 10,500 and 12,500 VPM via a bluetooth Minnich app available on both Android and IOS platforms.

By controlling the VPM based on the slump of the concrete, contractors can achieve much more effective consolidation traditional vibrators. High slump, pumpable mixes are best vibrated at lower VPM to prevent segregation and excessive bleed water whilst lower slump mixers require higher VPM's to ensure controlled and consistent consolidation. The ability to change the vibration speed with the press of a button gives you total control over consolidation regardless of the mix consistency.



CODE	DESCRIPTION
VMED1S	Minnich CSV Electric Drive Motor

*Shaft and Vibrator head Sold Separately



MINNICH FLEX SHAFTS

Minnich flex shafts feature a heavy duty, steel reinforced casing with a flexible inner core. At each end of the casing is a crimped threaded section to attached either the vibrator head or the quick connect adapter.

The 22mm dia flex shafts can only be used with the 19 and 25mm heads. The 30mm dia flex shafts can only be used with the 35, 44, 51 and 60mm heads.



CODE	DESCRIPTION
VMS2202	Minnich 22mm Flex Shaft - 0.6m
VMS2205	Minnich 22mm Flex Shaft - 1.5m
VMS2207	Minnich 22mm Flex Shaft - 2.1m
VMS2210	Minnich 22mm Flex Shaft - 3.0m
VMS2214	Minnich 22mm Flex Shaft - 4.3m
VMS2221	Minnich 22mm Flex Shaft - 6.4m
VMS8102	Minnich 30mm Flex Shaft - 0.6m
VMS8105	Minnich 30mm Flex Shaft - 1.5m
VMS8107	Minnich 30mm Flex Shaft - 2.1m
VMS8110	Minnich 30mm Flex Shaft - 3.0m
VMS8114	Minnich 30mm Flex Shaft - 4.3m
VMS8121	Minnich 30mm Flex Shaft - 6.4m



EQUIPMENT - CONCRETE PLACEMENT

MINNICH VIBRATOR HEADS - STANDARD

Minnich Vibrator heads are designed for durability and longevity. Manufactured in USA, the vibrator heads are machined from high-quality steel and feature heavy duty bearings for a long service life. The connector is threaded in the opposite direction of the rotation of the shaft ensuring it cannot work itself loose.



CODE	DESCRIPTION
VMH19	Minnich Vibrator Head - 19 x 330mm
VMH25	Minnich Vibrator Head - 25 x 360mm
VMH35	Minnich Vibrator Head - 35 x 360mm
VMH44	Minnich Vibrator Head - 44 x 280mm
VMH51	Minnich Vibrator Head - 51 x 330mm
VMH60	Minnich Vibrator Head - 60 x 300mm



MINNICH VIBRATOR HEADS - RESILIENT

Minnich Vibrator heads are designed for durability and longevity. Manufactured in USA, the vibrator heads are machined from high-quality steel and feature heavy duty bearings for a long service life. The connector is threaded in the opposite direction of the rotation of the shaft ensuring it cannot work itself loose. The 25mm head is designed to be used with the 22mm shaft. The rubber/polyurethane coating prevents the vibrator from marking or damaging sensitive formwork.



CODE	DESCRIPTION
VMH25R	Minnich Resilient Vibrator Head - 25 x 360mm
VMH35R	Minnich Resilient Vibrator Head - 35 x 360mm
VMH51R	Minnich Resilient Vibrator Head - 51 x 330mm



OLI HIGH FREQUENCY ELECTRIC VIBRATORS

The EWO vibrator incorporates a built-in frequency converter capable of transforming the single-phase input voltage into the 3-phase voltage required to obtain 12,000+ vpm. This makes them perfect for high detail work, e.g. working with textured forms and form liners. The high frequency vibrates even the smallest particles ensuring the concrete is vibrated in to every detail.



CODE	DESCRIPTION
VSOEWO38C	Forza 38mm Electric High Frequency Electric Internal Vibrator
VSOEWO50C	Forza 50mm Electric High Frequency Electric Internal Vibrator
VSOEWO59C	Forza 59mm Electric High Frequency Electric Internal Vibrator
VSOEWO65C	Forza 65mm Electric High Frequency Electric Internal Vibrator



EQUIPMENT - CONCRETE PLACEMENT

MVE290/6 EXTERNAL ELECTRIC VIBRATOR

The MVE290/6 is a powerful Italian manufactured electric external vibrator.

The unit mounts externally to the formwork either using a preconfigured mounting system or timber formwork clamps. With the use of a frequency converter and appropriate switching gear, up to 8 MVE290/6's can be connected in series and operate simultaneously.



Regardless of the number of units required, the MVE290/6 will need to be connected to a frequency converter by a qualified electrician.

CODE	DESCRIPTION
VEOMVE290/6	Forza 200Hz Electric External Vibrator



3-PHASE FREQUENCY CONVERTORS

Frequency converters provide power to external electric vibrators. Up to four external vibrators can be connected to a multiple socket panel enabling simultaneous control of multiple vibrators with a single converter. Connections between the frequency converter and the external vibrators must be connected by a qualified electrician.



CODE	DESCRIPTION
VEOFFCMT35	Forza 3 Phase 3 Outlet Frequency Converter for Electric External Vibrators
VEOFFCMT85	Forza 3 Phase 4 Outlet Frequency Converter for Electric External Vibrators



MSP4 MULTIPLE SOCKET PANEL

The MSP4 Multiple socket panel facilitates the connection of multiple external vibrators to a single frequency converter. Think of them like a electrical power board, each vibrator plugs into the socket panel and then the socket panel connects to the frequency converter.



CODE	DESCRIPTION
VEOMSP4	Forza Multiple Socket Panel for External Vibrators



EQUIPMENT - CONCRETE PLACEMENT

HFP1400 PNEUMATIC EXTERNAL VIBRATOR

Often called screamers, pneumatic external vibrators are a great alternative to electric external vibrators where on-site power is restricted or not available.

Just like the Electric versions, they can be bolted to formwork or mounted to the quick coupling clamps for easy relocation on the formwork. Hose barbs and fittings are not included as they differ depending on the site setup.



CODE	DESCRIPTION
VEOHFP1400P	Forza Pneumatic External Vibrator



EXTERNAL VIBRATOR FORMWORK CLAMP

The CLWS clamp connects mounts to an external vibrator and can be temporarily clamped to timber formwork to consolidate the concrete.

The clamp can easily be removed and repositioned during the pour to reduce the number of vibrators required.



CODE	DESCRIPTION
VECLWS	Forza External Vibrator Clamp to suit wooden formwork



FLEXTOOL PORTAVIBE

The Flextool Portavibe is a portable handheld concrete vibrator perfect for consolidating concrete slabs and footings, powered by a Honda GX35 engine and weighing in at 13kg, the Portavibe is a truly portable unit.

Don't be fooled by cheaper alternatives, they may be powered by a Honda engine but it's the other end that makes the difference.



CODE	DESCRIPTION
PVFT	Portavibe 44mm Portable Vibrator



EQUIPMENT - CONCRETE PLACEMENT

HIKOKI 36V BATTERY VIBRATOR KIT

The Hikoki concrete vibrator is the only battery powered concrete vibrator to offer selectable vibration modes. Under the protective battery cover is a button to cycle between 12,000 VPM and 15,200VPM providing a continuous run time of up to 38 minutes. With a 28mm head and 824mm shaft, the vibrator is ideal for consolidating small areas of concrete such as nib walls, steps, post hole foundations and more.

The Kit includes the vibrator, 2 x 36V Batteries and a Charger.



CODE	DESCRIPTION
PVHK	Hikoki 36V Brushless Concrete Vibrator Kit - Includes 2 Batteries & Charger



PNEUMATIC POKER VIBRATORS

Pneumatic immersion vibrators are designed to provide high operating frequency with high working efficiency under safe conditions. Powered by compressed air, pneumatic vibrators have no moving parts in the vibrate shaft resulting in less vibration on the hands and arms of the operator.



The lack of moving parts also means the vibrate shafts are virtually maintenance-free. Pneumatic poker vibrators are ideal for use on sites where there is no electricity and come standard with a 2m hose and Type-A Claw coupling. Longer shaft lengths are available if required.

CODE	DESCRIPTION
VSOP402	Forza 40mm x 2m Pneumatic Immersion Vibrator
VSOP502	Forza 50mm x 2m Pneumatic Immersion Vibrator
VSOP602	Forza 60mm x 2m Pneumatic Immersion Vibrator
VSOP802	Forza 80mm x 2m Pneumatic Immersion Vibrator
VSOP1052	Forza 105mm x 2m Pneumatic Immersion Vibrator



FLEX SHAFT VIBRATORS

A concrete vibrating shaft is used to remove trapped air from freshly poured concrete. They improve the compaction/strength and finish of freshly laid concrete. Flex drive concrete vibrating shafts are powered by a drive unit.

Forza vibrating shafts have been developed by the team at Allcon to ensure they are rugged, reliable and long lasting. See Page 85 for further details.



CODE	DESCRIPTION
VSF256	Forza 25mm x 6m Vibrating Shaft
VSF356	Forza 35mm x 6m Vibrating Shaft
VSF456	Forza 45mm x 6m Vibrating Shaft
VSF556	Forza 55mm x 6m Vibrating Shaft
VSF559	Forza 55mm x 9m Vibrating Shaft



EQUIPMENT - CONCRETE PLACEMENT

FORZA FLEX SHAFT VIBRATOR RUBBER NOSE

Standard flexshaft vibrators can damage sensitive formwork which may also result in a blemish in the finished concrete once stripped. Forza flex shaft vibrators have a nose cap that can simply be removed and replaced with a rubber nose. The rubber nose cap reduces wear and tear from the concrete as well as protecting the formwork from vibrator damage.



CODE	DESCRIPTION
VSF55RNA	Forza 55mm Rubber Nose Assembly



WHY DO FORZA FLEX SHAFT VIBRATORS LAST SO LONG?

FORZA

When we began developing our own Forza vibe shaft, we knew it had to be rugged, reliable and long lasting. Most pendulum vibrators feature a steel head and pendulum with varying hardnesses. This imbalance causes either the head or pendulum to wear prematurely. Our magnesium steel alloy head is hardness matched to the pendulum to prevent wear.

How do we know it lasts longer? The serial number of each shaft is etched onto the drive dog which is protected by the drive unit when in use. This means the serial number will always be legible for ultimate tracability.



Protective coil is not fixed and can slide to any point along the shaft to support shaft when bending over formwork edges, angles etc.

Magnesium Steel Alloy Head & hardness matched pendulum to prevent wear.

Heavy Duty Japanese NSK Sealed Bearings

6-Layer Reinforced Flex Shaft



EQUIPMENT - CUTTING CORING & GRINDING

HUSQVARNA DM220 HAND HELD CORE DRILL

The DM220 is a handheld electric core drill for both dry and wet drilling. With an electronic positioning system for accurate drilling, the DM220 is a perfect choice when you look for a drill motor with precision and efficiency. The ergonomically designed D-handle gives you good control whilst drilling.

Handheld core drilling up to 80 mm or drilling withstand up to 150 mm. Suitable for light applications such as ventilation, plumbing pipes, electrical sockets and cables. An excellent choice for professionals as well as semi-professionals.



CODE	DESCRIPTION
DM220	Husqvarna DM220 Hand Held Coredrill



HUSQVARNA DM230 HAND HELD CORE DRILL

The DM230 is a handheld electric core drill with pistol grip for greater control and ergonomics and is capable of drilling up to 80mm diameter holes handheld. When mounted to a stand, the DM230 is capable of coring holes up to 150mm in diameter.

Suitable for light applications such as ventilation, plumbing pipes and electrical sockets and cables. The DM230 is an excellent choice for professionals as well as general tradesmen.



CODE	DESCRIPTION
DM230	Husqvarna DM230 Hand Held Coredrill



HUSQVARNA DMS240 CORE DRILL RIG

The DMS240 is an electric drill motor and stand system for a huge variety of core drilling applications. It is the most powerful system in our drill motor stand range. An ideal system for medium core drilling in walls, floors and roofs up to 250mm diameter.

The stand is easy to tilt and the back support provides reliable and stable angle drilling saving you valuable setup time and is easier on your body. This system is ideal for drilling ventilation and plumbing channels, waste evacuation pipes as well as barrier and road sign sleeves.



CODE	DESCRIPTION
DMS240	Husqvarna DM240 Coredrill and Stand Package



EQUIPMENT - CUTTING CORING & GRINDING

HUSQVARNA DS150 CORE DRILL STAND

The DS150 is a lightweight and versatile stand to suit the DM220 and DM230 core drills. The stand makes it easy to drill angled holes or holes in walls and roofs.

The vacuum base is especially useful for vertical and overhead work. The base connects to the VP200 vacuum pump, fixing the stand to the surface without damaging the substrate by mechanical fixing.



CODE	DESCRIPTION
CDHDS150	Husqvarna DS150 Core Drill Stand



HUSQVARNA VP200 VACUUM PUMP

The VP200 Vacuum pump is a secret unknown weapon when it comes to core drills and stands. Simply position your drill stand in its desired location, connect the pump to the vacuum base of the drill stand and turn on the vacuum pump. In a few seconds, your drill stand will be 'sucked' firmly to the surface and you're ready to start drilling. Once you're done, disconnect the vacuum, reposition the stand for the next hole and start the process again.

The VP200 greatly increases productivity and often negates the need to anchor the drill stand with mechanical fixings, preserving the substrate and saving time in both setup and cleanup.



CODE	DESCRIPTION
CDHVP200	Husqvarna VP200 Vacuum Pump



GORILLA GCT8 EARLY ENTRY SAW

The Gorilla GCT8 is a premium early entry saw which raises the bar for dustless early entry concrete saws. Built-in the USA, the GCT8 answers the common issues of current early entry saws. The heavy-duty steel frame runs on wider wheels with heavy-duty bearings for greater stability and accuracy.

The 8" blade can cut up to 50mm deep and can be quickly and easily changed with the tools housed on the machine. Operator comfort has also been taken into consideration with the 7 points adjustable control handle. Unlike early entry saws, the GCT8 features a depth control lever that can be locked off at any depth and the heavy-duty front and rear blade pointers make for an accurate cut, every time.



CODE	DESCRIPTION
GCT8	Gorilla Early Entry Saw



HUSQVARNA X150 SOFF-CUT SAW

The Husqvarna Soff-Cut 150 saw is designed for residential and light commercial applications. The lightest petrol saw in the Soff-Cut range, the 150 is designed for ease of use and convenience. Features include a patented low noise blade enclosure which allows the unit to be used in residential areas with minimal disruption.

In addition, the low-dust blade block system allows the saw to cut dry, and it controls the debris for easy cleanup.



CODE	DESCRIPTION
X150	Husqvarna X150 Soffcut Saw

HUSQVARNA X2000 PROWLER SOFF-CUT SAW

The Husqvarna X2000 is a self-propelled, dry cutting, petrol soffcut saw, ideal for medium to heavy-duty commercial, industrial and paving applications. The X2000 is designed for versatility, ease of use and high production capabilities. Three-blade widths can be used, allowing for different joint widths and crack control.

The X2000 features, an air-cooled 9HP engine with electronic key start, hydrostatic transmission for propulsion and a roll cage with built-in lifting hook for protection and safe lifting.



CODE	DESCRIPTION
X2000	Husqvarna X2000 Prowler Soffcut Saw

HUSQVARNA X4000 PROWLER SOFF-CUT SAW

The Husqvarna X4000 is self-propelled petrol saw designed for heavy-duty, commercial, industrial and paving applications. Featuring a 20HP twin-cylinder engine with electric start, the X4000 is propelled by a hydrostatic transmission and the depth is controlled electronically.

Three-blade widths can be used, allowing different joint widths and crack control simultaneously, making it a multipurpose, high productivity early entry saw.



CODE	DESCRIPTION
X4000	Husqvarna X4000 Prowler Soffcut Saw

EQUIPMENT - CUTTING CORING & GRINDING

HUSQVARNA PG280 ELECTRIC FLOOR GRINDER

The Husqvarna PG280 is a great entry-level grinder for surface preparation, removing high spots, grinding down PT pans or even removing coatings. With a grinding width of 280mm and customisable RediLock segments, the PG280 is suitable for grinding small to medium concrete areas. The grinder features a dust shroud which can quickly be modified for edge grinding on both sides enabling grinding right up to walls and penetrations. The PG280 features an adjustable handle and can easily fold down compact enough to fit in the boot of a car.



CODE	DESCRIPTION
PG280	Husqvarna PG280 Electric Floor Grinder



HUSQVARNA PG450 ELECTRIC FLOOR GRINDER

The Husqvarna PG450 is a versatile and user friendly planetary floor grinder perfect for a wide range of applications including; coating removal, concrete grinding and concrete polishing including Husqvarna HiPERFLOOR®. With a 450mm grinding width, it is ideal for grinding medium to large concrete areas. It is ideal for rental and both professional and semi-professional use due to its many self-adjusting benefits and its single phase power requirement. The PG450 can easily be folded and divided, without tools, for transport and storage.



CODE	DESCRIPTION
PG450	Husqvarna PG450 Electric Floor Grinder



HUSQVARNA PG400P PETROL FLOOR GRINDER

The PG400P is Husqvarna's first petrol-driven floor grinder in the PG Range. The PG400P is a versatile and very productive single disc floor grinder for a wide range of outdoor applications. With a 400mm grinding width, it is ideal for grinding off lippage in concrete slabs, trip hazards and removing paint and coatings on medium to large concrete areas. This compact machine is designed to facilitate an ergonomic work position and is easy and convenient to use and the petrol engine means no need for on-site power or power cables.



CODE	DESCRIPTION
PG400P	Husqvarna PG400P Petrol Floor Grinder



HUSQVARNA PG540 ELECTRIC FLOOR GRINDER

The Husqvarna PG540 is the biggest single-phase grinder in the PG Range. It is a compact and versatile planetary grinder with 3 grinding heads. Its smart, compact design makes it easy to transport yet it still provides exceptional performance and grinding power.

Thanks to the split-chassis design, the PG540 folds down to fit in most standard cars. It's easy to handle, tilt and operate with adjustable weights to adjust the grinding pressure. The PG540 is suitable for grinding medium to large areas of concrete including, surface preparation, grinding lippage and trip hazards, removing coatings and concrete polishing including Husqvarna HiPERFLOOR(R).

To maximise reliability and reduce maintenance, the vital components of the PG540 are protected against dust and slurry inside the hermetically sealed



CODE	DESCRIPTION
PG540	Husqvarna PG540 Electric Floor Grinder



HUSQVARNA CG200 PETROL SCARIFIER

Husqvarna's CG200 is a highly productive scarifier, designed to remove concrete fast. The CG200 is ideal for removing trip hazards, levelling misaligned concrete joints, removing coatings or even texturing of walkways to make them slip-resistant. Features include vibration dampening handles, hour meter, height adjustment for precise depth control and a central dust extraction point for a cleaner working environment.



CODE	DESCRIPTION
CG200	Husqvarna CG200 Petrol Scarifier



HUSQVARNA FS309 14" FLOOR SAW

The FS309 is a very lightweight and compact petrol push saw for cutting concrete and asphalt.

Due to its lightweight and size, the FS309 is easy to handle and transport and is perfect for control joint cutting and small repair jobs where access is limited. The unit comes with an onboard water tank and can cut to 122mm deep.



CODE	DESCRIPTION	CUT DEPTH
FS309	Husqvarna FS309 14" Floor Saw	122mm



EQUIPMENT - CUTTING CORING & GRINDING

HUSQVARNA FS400LV 18" FLOOR SAW

The FS400LV is a low-cost high-value petrol push saw capable of cutting up to 162mm deep through concrete and asphalt.

With an integrated, large capacity water tank, balanced lifting hook, adjustable handle, and precise depth control via a hand wheel, the FS400LV is a versatile saw, packed full of features for a very low cost.

The unit is also exceptionally well balanced giving it stability and mobility while cutting.



CODE	DESCRIPTION	CUT DEPTH
FS400LV	Husqvarna FS400LV 18" Floor Saw	162mm



HUSQVARNA FS410D 20" FLOOR SAW

The FS410D is a versatile and compact diesel-powered push saw for small to mid-sized service and repair jobs. With a 20" blade fitted, the saw can cut through 189mm of concrete, masonry or asphalt. The saw has been designed with a clear focus around user comfort and productivity with features such as height-adjustable handlebar, split blade guard simple adjustment, anti-vibration mounts, IntelliSeal blade shaft for a minimum of 250 maintenance-free hours without daily greasing of bearings just to name a few. The diesel engine is also perfect for cutting in confined areas where petrol engines are not permitted.



CODE	DESCRIPTION	CUT DEPTH
FS410D	Husqvarna FS410D 20" Floor Saw	189mm



HUSQVARNA FS413 20" FLOOR SAW

The FS413 is the largest petrol push saw in the Husqvarna Flat Saw range and is ideal for small to mid-size service and repair jobs. With a 20" blade fitted, the saw can cut through 189mm of concrete, masonry or asphalt.

The saw has been designed with a clear focus around user comfort and productivity with features such as; height-adjustable handlebar, split blade guard for simple blade adjustment, anti-vibration mounts, intelliseal blade shaft for a minimum of 250 maintenance-free hours without daily greasing of bearings... just to name a few. Hidden under the "easily removable" water tank is a lifting hook for safe and simple transport and mobility around a site.



CODE	DESCRIPTION	CUT DEPTH
FS413	Husqvarna FS413 20" Floor Saw	189mm



HUSQVARNA FS524 24" ROAD SAW

The FS524 is the smallest of Husqvarna's self-propelled range and is ideal for small to medium-sized service and repair jobs. With a 24" blade fitted, the FS524 can cut up to 241mm through concrete, masonry and asphalt.

Despite its relatively compact size, the optimal power transmission makes it ideal for more demanding jobs. Features include; self-contained drive system, anti-vibration engine and shaft mounting system and an enhanced belt tensioning system.

The saw can be connected to mains water or utilise the onboard water tank for smaller tasks. The lifting hook is mounted centrally for safe and simple lifting for transport and movement around the site.



CODE	DESCRIPTION	CUT DEPTH
FS524	Husqvarna FS524 24" Road Saw	241mm



HUSQVARNA FS3500G 30" ROAD SAW

The FS3500G is a 37HP self-propelled petrol road saw for medium-sized service and repair jobs and can cut through 312mm of concrete, or asphalt. Equipped with a 37HP Kohler petrol engine, the FS3500G is hydrostatically driven and the saw depth is controlled by an electro-hydraulic pump.

The poly-v belt together with the self-adjusting belt tensioner ensures stable and consistent power levels at the blade shaft. The saw comes standard with adjustable handlebars, engine tachometer and hour meter. A water pump kit and light kit is available as an optional extra.



CODE	DESCRIPTION	CUT DEPTH
FS3500G	Husqvarna FS3500G 30" Self Propelled Road Saw	312mm



EQUIPMENT - CUTTING CORING & GRINDING

HUSQVARNA PETROL POWER CUTTERS

Husqvarna's is one of the market leaders when it comes to power cutters. The semi automatic belt tensioning system, X-torq engine tuning, SmartCarb, and superior power to weight ratio combine to make them an exceptional power cutter.

Power cutters are perfect for cutting out concrete slabs and pathways, walls, kerbs, concrete pipes, asphalt pavements. When fitted with a steel fibre blade, they are also ideal for cutting reinforcing steel and bar.



CODE	DESCRIPTION	CUT DEPTH
K77014	Husqvarna K770 14" (350mm) Power Cutter	125mm
K97016	Husqvarna K970 - 16" (400mm) Power Cutter	155mm



HUSQVARNA K1 PACE BATTERY POWER CUTTER

The K1 Pace is Husqvarna's first full size battery power cutter and is currently the lightest 14" battery power cutter and has the longest run time of any full size battery cutter. Husqvarna developed the new PACE battery system for this unit and they've managed to achieve some astounding run times – the B750X has approximately the same run time as a tank of fuel on a regular saw.

Husqvarna have also solved one of the biggest safety issues with the introduction of the X-Halt™ blade brake function. If the blade begins to jam, the saw instantly recognises this and stops the blade in a fraction of a second preventing the saw from kicking back into the operator.

The K1 Pace has the power and performance you expect from equivalent petrol powered cutters without the associated risks and maintenance costs.



CODE	DESCRIPTION	CUT DEPTH
K1P14	Husqvarna K1 PACE Battery Power Cutter - Skin Only	150mm

K1P14K-B380	Husqvarna K1 14" Pace B380 Kit Kit Includes: 1 x K1 PACE 14" Power Cutter Skin 2 x B380X 375Wh PACE Batteries 1 x C900X 900W Charger 1 x Tacti-cut 14" PACE Blade	
--------------------	--	--

K1P14K-B750	Husqvarna K1 14" Pace B750 Kit Kit Includes: 1 x K1 PACE 14" Power Cutter Skin 2 x B750X 750Wh PACE Batteries 1 x C1800X 1800W Charger 1 x Tacti-cut 14" PACE Blade	
--------------------	--	--



EQUIPMENT - CUTTING CORING & GRINDING

HUSQVARNA K535i 9" BATTERY POWER CUTTER

The K535i is a light-weight, battery-powered saw for cutting concrete and masonry substrates. It's slim design and low weight make it easy to lift, control and manoeuvre increasing productivity and saving time on the job site. The brushless motor is 25% more efficient than conventional brushless motors thanks to the revolutionary battery and brushless motor technology. This means the motor provides high and consistent torque without compromising battery performance. The same battery also powers a range of other equipment including, blowers, brush cutters, chainsaws and more.



Saw is sold as a skin only. Batteries and chargers can be purchased separately.

CODE	DESCRIPTION	CUT DEPTH
K535i	Husqvarna K535i 9" Battery Power Cutter	76mm



HUSQVARNA K4000 14" ELECTRIC POWER CUTTER

The K3000 is an all-round electric cutter which can be used to wet or dry cut concrete and masonry. Unlike typical electric cutters, the blade rotates forward cutting into the material efficiently with minimal effort. The K3000 is also available with a vacuum sled enabling the saw to be connected to a vacuum to collect the dust or slurry.



CODE	DESCRIPTION	CUT DEPTH
K4000E	Husqvarna 14" (350mm) Electric Demo Saw	125mm



HUSQVARNA K4000 CUT N BREAK SAW

The K4000 Cut-n-break saw is a unique twin-bladed electric saw which can cut up to 400mm deep in concrete and masonry. The high-speed blades cut a core which can easily be broken off using the accompanying breaking tool. The K4000 has also been designed to enable flush cutting close to floors and walls.



Due to its unique blade configuration, overcutting at the corners can be avoided when cutting door and window openings.

CODE	DESCRIPTION	CUT DEPTH
CNBK4000	Husqvarna K4000 Cut N Break	400mm



EQUIPMENT - CUTTING CORING & GRINDING

HUSQVARNA K760 CUT N BREAK SAW

The K760 cut-n-break saw is a unique twin bladed petrol saw which can cut up to 400mm deep in concrete and masonry. The two high speed blades make a core in the saw cut which can easily be broken off using the accompanying breaking tool. Easily work your way through the material at a very low diamond tool and maintenance cost.

Saw comes with two blades and a breaking tool.



CODE	DESCRIPTION	CUT DEPTH
CNBK760	Husqvarna K760 Cut N Break	400mm



HUSQVARNA K970 CONCRETE CHAIN SAW

The K970 Chain saw, is no ordinary chain saw. Whilst having a similar appearance of a conventional timber chainsaw, this saw is designed for cutting concrete.

The diamond-tipped chain can plunge cut up to 350mm deep through concrete and masonry.

The K970 chain saw is ideal for cutting window and door openings in walls where you don't want to overcut the corner and can cut openings as small as 110mm x 110mm.



CODE	DESCRIPTION	CUT DEPTH
K970CHAIN	Husqvarna K970 Concrete Chain Saw	450mm



HUSQVARNA K970 RING SAW

When you need to make deep cuts fast, the K970 ring saw is your answer. The unique ring blade design enables cutting up to 270mm deep in a single action, that is twice the depth of traditional power cutters.

The K970 ring has all the same engine features as the traditional K970 power cutter such as; smart start, active air filtration, anti-vibration system, smart carb etc. making it a lightweight, deep cutting powerhouse. Ideal for deep cutting of walls and floors as well as irregular deep cutting of pipes and pits.



CODE	DESCRIPTION	CUT DEPTH
K970RING	Husqvarna K970 Ring Saw	270mm



EQUIPMENT - CUTTING CORING & GRINDING

HUSQVARNA WT15i PORTABLE WATER SUPPLY

The Husqvarna WT15 is a battery powered portable water supply ideal to use with power cutters and core drills to suppress dust when cutting or drilling. The electric pump is powered by the i-Series batteries so there's no manual pumping required. The WT15 holds up to 15L of water and which is enough water for around 45mins of use. The 3m outlet hose comes with a standard garden hose fitting to enable connection to most power cutters and accessories.

Batteries and Chargers sold separately.



CODE	DESCRIPTION
WT15i	Husqvarna WT15i 15L Portable Water Tank



HUSQVARNA 15L PRESSURISED WATER TANK

This pressurised water tank can be used where mains water is not available. A few pumps of the handle provides the required pressure for wet cutting.

The tank holds 15L of water and comes complete with a 3m hose. Pressure can be maintained by simply pumping the handle a few more times.



CODE	DESCRIPTION
PHU506326302	15L Pressure Water Tank With 3m Hose



MAKINEX HOSE 2 GO SELF PRESSURISING TANK

The NEW Hose 2 Go is a pressurised water supply unit ideal for dust suppression and portable water supply.

The Hose 2 Go has a flow of water that allows you to suppress the dust when cutting, core drilling and grinding concrete. It's different from every other product on the market because it provides a constant water flow without the use of a pump, battery or electronics.

An easy to use dust suppression tool and portable water supply, which has a handle with two easy carrying positions.



CODE	DESCRIPTION
SMH2G14	Makinex Hose 2 Go - Self-pressurising 14L Water Tank



EQUIPMENT - CUTTING CORING & GRINDING

HUSQVARNA PACE BATTERIES

PACE batteries are Husqvarna's next generation of portable power and are specifically designed for use on the larger battery powered equipment such as the power cutters, core drills and vacuums. Equipped with built-in connectivity, PACE batteries vitals can be monitored using the Husqvarna Fleet Services Software or App and can receive wireless updates through FOTA (Firmware Over The Air).

The PACE B380X is a 94V / 4Ah high power battery and is best suited for shorter running cycles due to the lighter weight and shorter run time.

The PACE B750X is a 94V / 8Ah high power battery and is best suited to longer running cycles and more demanding applications.



CODE	DESCRIPTION
PHU970494101	Husqvarna B380X PACE Battery
PHU970494201	Husqvarna B750X PACE Battery



HUSQVARNA PACE BATTERY CHARGERS

PACE Battery chargers have been optimised for each of the Husqvarna PACE Batteries. Whilst both chargers will charge both PACE Batteries, the C900X is best suited for the B380X Battery. The C900X will recharge the B380X Battery in 45mins, and the B750X Battery in 75 minutes.

The C1800X is optimised for charging the B750X Battery but will charge both the B380X and the B750X to full in 45mins.



CODE	DESCRIPTION
PHU970495005	Husqvarna C900X 900W PACE Battery Charger
PHU970495105	Husqvarna C1800X 1800W PACE Battery Charger



HUSQVARNA BLi BATTERIES

Husqvarna BLi Batteries are designed to suit Husqvarna's smaller battery powered construction equipment such as work lights, water supplies, 9" power cutter as well as most of the Husqvarna garden tools. The 36V batteries feature Husqvarna's high capacity battery technology, 4-LED indicator and are available in both a 5Ah and 9.4Ah capacity.



CODE	DESCRIPTION
BHU52A	Husqvarna BLi200 5.2Ah Battery
BHU94A	Husqvarna BLi300 9.4Ah Battery



HUSQVARNA PETROL POWER CUTTER TROLLEYS

Designed specifically for Husqvarna power cutters, power cutter trolleys hold the saw in place and allow you to operate the saw standing up. Throttle and depth control can be adjusted on the handle of the trolley making it ideal for demanding cutting applications where roadsaws and floors saws can't access. The trolley also includes a 13L on-board water supply for wet cutting where site water is not available. The saw disconnects easily from the trolley allowing the trolley to be folded quickly for transport.



CODE	DESCRIPTION
KV760	Husqvarna Demo Saw Trolley to Suit 14" Saw
KV970	Husqvarna Demo Saw Trolley to Suit 16" Saw



HUSQVARNA VACUUM SLEDS

Vacuum sleds are an optional accessory for the battery power cutters and are a great way to control dust and slurry when cutting. The sled connects to the blade guard using a single pin and features a vacuum port at the rear of the sled. This can be connected to a suitable dust extractor or wet dry vacuum and extract the dust or slurry at the point of cutting. The sleds also feature a handy, in-built depth control.



CODE	DESCRIPTION
PHU594077801	Husqvarna K535i Vacuum Sled
PHU529577901	Husqvarna K1 PACE Vacuum Sled



MINNICH A-1-30 UTILITY PNEUMATIC DRILL

Whilst being one of the smallest in the Minnich range, the A-1-30 utility is also one of the most versatile being capable of drilling a 25mm hole up to 250mm in concrete both horizontally or vertically.

Pneumatic drills use compressed air to drive both the drill and a pneumatic ram which means the operator simply has to line up the drill, pull a lever and the drill does the rest.

The A1-30 utility also features a depth stop and a drill height adjustment to ensure accurate hole placement. The light weight design and the minimal air requirement makes it an ideal, back-saving alternative to an electric hammer drill.



CODE	DESCRIPTION
PDMA-1-30-UTL	Minnich A-1-30 Utility Pneumatic Drill



EQUIPMENT - CUTTING CORING & GRINDING

HUSQVARNA DE110 230V DUST EXTRACTOR

The DE110 is Husqvarna's next generation of dust extractors and is equipped with the latest HMI technology, e-flow system and the legendary Longopac® bag system. This H-class extractor is ideal for use with smaller hand-held cutting, drilling and grinding equipment. The HMI and E-flow system work together to monitor performance and automatically adjust the airflow ensuring stable air flow, reducing energy consumption and extending filter life. The DE110 is compact, sturdy and compliant with the high safety standards making it ideal for general construction applications. It also features embedded connectivity that enables monitoring of location, run-time, service and filter status along with other usage data.



CODE	DESCRIPTION
DE110	Husqvarna DE110 230V Dust Extractor



HUSQVARNA DE110i 36V DUST EXTRACTOR

The DE110i is powered by Husqvarna's own 36V BLi batteries and is equipped with the latest HMI technology, e-flow system and the legendary Longopac® bag system. The HMI and E-flow system work together to monitor performance and automatically adjust the airspeed ensuring stable air flow, extended filter life and a continuous runtime of up to 30mins. The DE110i is compact, sturdy and compliant with the high safety standards making it an ideal hand held cutting, drilling, grinding and even soff-cutting applications. It also features embedded connectivity that enables monitoring of location, run-time, service and filter status along with other usage data.



This product is sold as a skin only, batteries and charger are available for purchase separately.

CODE	DESCRIPTION
DE110i	Husqvarna DE110i 36V Battery Dust Extractor



SIGN UP FOR A 30 DAY ACCOUNT
Scan the QR Code or click here to follow the link.



EQUIPMENT - CUTTING CORING & GRINDING

HUSQVARNA DE120 230V DUST EXTRACTOR

The DE120 is Husqvarna’s next generation of dust extractors and is equipped with the latest HMI technology, e-flow system and the legendary Longopac® bag system. The 2.2kW motor makes this unit ideal for use with larger hand held grinding, cutting and drilling tools, floor grinders, shot blasters, scarifiers and more. The HMI and E-flow system work together to monitor performance and automatically adjust the air speed ensuring stable air flow, reducing energy consumption and extending filter life. The improved Longopac® attachment system makes it super easy to mount cassettes and ensures no dust gathers in the folds. It also features embedded connectivity that enables monitoring of location, run-time, service and filter status along with other usage data.



CODE	DESCRIPTION
DE120	Husqvarna DE120 230V Dust Extractor



SCHARF MULTI PURPOSE DIAMOND BLADE

The Scharf Multi-blade is a high-performance multi-purpose blade with exceptional blade life. The turbo diamond segment creates a clean cut on most masonry substrates including; concrete, asphalt, granite, natural stone, clay products, engineered bricks, and even steel. The segment is also longer providing extra blade life and the reinforced centre plate increases the strength and safety of the blade.



CODE	DESCRIPTION
DBSM20009	Scharf 9" (230mm) Multi Diamond Blade
DBSM200014	Scharf 14" (350mm) Multi Diamond Blade
DBSM200016	Scharf 16" (400mm) Multi Diamond Blade



THE #1 EXPANSION JOINT SYSTEM FOR CONTINUOUS POURS



FIND CONNOLLY EXPANSION JOINT SYSTEMS ON PAGE 44

EQUIPMENT - CUTTING CORING & GRINDING

SCHARF PREMIUM COMBINATION DIAMOND BLADE

The Scharf diamond blade range has been selected by our team at Allcon to provide a great quality, value-for-money diamond blade range. Scharf Premium combination blades feature a long lasting diamond matrix and are perfect for cutting a wide range of substrates including, reinforced cured concrete, asphalt, concrete blockwork and some natural stone. Combination blades are designed to cut a wide range of substrates but don't expect them to excel at any one substrate. If you're cutting cured concrete, use a cured blade, if your cutting green concrete, use a green blade. The trade blade is ideal all rounder to keep with your saw for whatever you may need to cut.



CODE	DESCRIPTION
DBSCO600014	Scharf 14"(350mm) Premium Combo Blade
DBSCO600016	Scharf 16" (400mm) Premium Combo Blade



SCHARF PREMIUM CURED DIAMOND BLADE

The Scharf diamond blade range has been selected by our team at Allcon to provide a great quality, value-for-money diamond blade range. Scharf Premium cured blades are an economical, high-performance diamond blade specifically designed for cutting reinforced cured concrete. The wave segment is designed to reduce vibrations and increase cutting performance.



CODE	DESCRIPTION
DBSC600014	Scharf 14" (350mm) Premium Cured Blade
DBSC600016	Scharf 16" (400mm) Premium Cured Blade



SCHARF PREMIUM GREEN DIAMOND BLADE

The Scharf diamond blade range has been selected by our team at Allcon to provide a great quality, value-for-money diamond blade range. The Scharf Premium Green cut blade is specifically designed for cutting green (New) concrete and asphalt. Green concrete is typically more abrasive than cured concrete and causes the diamond to wear prematurely. The segments on this blade have been designed to resist the abrasion of green concrete creating exceptional blade life and performance.



CODE	DESCRIPTION
DBSG600014	Scharf 14" (350mm) Premium Green Cut Blade
DBSG600016	Scharf 16" (400mm) Premium Green Cut Blade




EQUIPMENT - CUTTING CORING & GRINDING

UNITEC DESTROYER COMBINATION BLADE

When it comes to quality diamond blades, the Unitec Destroyer will outlast and outcut most diamond blades on the market today.

The destroyer offers exceptional cutting speed, quality, and longevity thanks to some innovative german technology.

The blade also features undercut protection and extra lugs between the segments to remove debris and increase performance.



CODE	DESCRIPTION
DBLTS12C14	Unitec Destroyer 14" (350mm) Combination Blade
DBLTS12C16	Unitec Destroyer 16" (400mm) Combination Blade
DBLTS12C18	Unitec Destroyer 18" (450mm) Combination Blade
DBLTS12C20	Unitec Destroyer 20" (500mm) Combination Blade



HUSQVARNA 810 SERIES CURED DIAMOND BLADE

Husqvarna 810 Series diamond blades are ideal for use on larger floor saws and road saws. These blades offer exceptional cutting speed on extremely hard, heavy reinforced concrete, typically with river type aggregates. Designed exclusively for wet cutting, the 12mm segment is larger than others on the market offering an extended cutting life without sacrificing cutting speed.



CODE	DESCRIPTION
DBHC81018	Husqvarna 810 Series 18" (450mm) Cured Blade
DBHC81020	Husqvarna 810 Series 20" (500mm) Cured Blade
DBHC81024	Husqvarna 810 Series 24" (600mm) Cured Blade
DBHC81030	Husqvarna 810 Series 30" (750mm) Cured Blade



HUSQVARNA 810 SERIES CURED DIAMOND BLADE

The K1 PACE power cutter develops higher torque at lower RPM which means the blade core and segments can be thinner. This improves cutting speed and battery life whilst lowering the weight of the blade.

VARI CUT FR3 - General purpose blade for cutting a wide range of material: Tile, Stone, Rebar Fibre Board, PVC & more

TACTI CUT S35S - Great value, low cost blade for occasional use or initial cutting.

ELITE CUT S35S - High-quality X-edge Exo grit diamond for intensive use and extended blade life.



CODE	DESCRIPTION
DBHCVCFR314	Husqvarna Combo Vari-cut Pace FR3 14"
DBHCTCS35S14	Husqvarna Cured Tacti-Cut Pace S35S 14"
DBHCECS35S14	Husqvarna Cured Elite-Cut Pace S35S 14"



*PACE blades can only be used with the K1 PACE and should not be used on a regular petrol power cutter.

EQUIPMENT - CUTTING CORING & GRINDING

HUSQVARNA VARI-DRILL CORE DRILL BIT

The Husqvarna Vari-Drill D20 range of core bits is ideal for general contractors and has been developed for professional use in all-round applications. It offers high cutting speed and wear resistance and can be used in a wide range of substrates.

It is best suited for coring through hard (cured) concrete and natural stone. It will also cut medium and soft concrete as well as brick however it will wear quicker when drilling through these substrates.

They are compatible with the DM220, DM230, DMS240, DM340, DM406H, DM430 and the DM650.



CODE	DESCRIPTION
CBHC42025	25mm x 450mm Husqvarna C420 Core Bit
CBHC42028	28mm x 450mm Husqvarna C420 Core Bit
CBHC42032	32mm x 450mm Husqvarna C420 Core Bit
CBHC42035	35mm x 450mm Husqvarna C420 Core Bit
CBHC42040	40mm x 450mm Husqvarna C420 Core Bit
CBHC42052	52mm x 450mm Husqvarna C420 Core Bit
CBHC42065	65mm x 450mm Husqvarna C420 Core Bit
CBHC42077	77mm x 450mm Husqvarna C420 Core Bit
CBHC420102	102mm x 450mm Husqvarna C420 Core Bit
CBHC420108	108mm x 450mm Husqvarna C420 Core Bit
CBHC420116	116mm x 450mm Husqvarna C420 Core Bit
CBHC420127	127mm x 450mm Husqvarna C420 Core Bit
CBHC420152	152mm x 450mm Husqvarna C420 Core Bit



HUSQVARNA SLURRY COLLECTOR

Slurry collectors are connected to a suitable wet-dry vacuum and collect the slurry created when core drilling. The suction created by the vacuum also holds the collector in place so you can focus on drilling.



CODE	DESCRIPTION
CBHSC65	65mm Husqvarna Slurry Collector
CBHSC110	110mm Husqvarna Slurry Collector
CBHSC160	160mm Husqvarna Slurry Collector



EQUIPMENT - CUTTING CORING & GRINDING

DIAMOND CUP WHEELS

Diamond grinding cups are a steel cup with diamond segments arranged on its surface and designed to fit on small electric grinders. They are typically used for quick grinding of small areas of concrete, surface preparation, removing high spots and removing adhesives or coatings.

Turbo cups offer the fastest cutting performance and ideal for quickly removing high spots, trip hazards and cleaning up around PT Pans.

Single row cups are best suited for surface preparation prior to applying coatings.

Arrow segment cups feature arrow shaped segments arranged around the edge of the cupmaking it extremely aggressive and ideal for removal of coatings and adhesives.



CODE	DESCRIPTION
GCST4	Scharf Turbo 4" (100mm) Grinding Cup
GCST5	Scharf Turbo 5" (125mm) Grinding Cup
GCST7	Scharf Turbo 7" (175mm) Grinding Cup
GCSS7	Scharf Single Row 7" (175mm) Grinding Cup
GCSA7	Scharf Arrow Segment 7" (175mm) Grinding Cup



HUSQVARNA REDI-LOCK GRINDING SEGMENTS

Redi-lock grinding segments have a unique wedge on the back of the segment allowing you to tailor your grinder to suit a specific application. Redi-lock segments can only be used on grinders with redi-lock plates.

Soft-bond segments are best suited for grinding hard, cured concrete

Medium-Bond segments are ideal for grinding lower MPA concrete as well as removal of paints, and coatings.

Hard-bond segments are best suited for green / soft concrete.



CODE	DESCRIPTION
GBH-S20S-3	Husqvarna G623S Grinding Blocks - 20 Grit Soft Bond - Set of 3
GBH-M20S-3	Husqvarna G643S Grinding Blocks - 20 Grit Medium Bond - Set of 3
GBH-H20S-3	Husqvarna G673S Grinding Blocks - 20 Grit Hard Bond - Set of 3



SCHARF UNILOCK GRINDING SEGMENTS

Unilock grinding segments have a unique wedge on the back of the segment allowing you to tailor your grinder to suit a specific application. Unilock segments can only be used on grinders with redi-lock plates.

Soft-bond segments are best suited for grinding hard, cured concrete

Medium-Bond segments are ideal for grinding lower MPA concrete as well as removal of paints, and coatings.

Hard-bond segments are best suited for green / soft concrete.



CODE	DESCRIPTION
GBS-S300-3	Scharf Unilock Grinding Blocks - 30 Grit Soft Bond - Set of 3
GBS-M30R-3	Scharf Unilock Grinding Blocks - 30 Grit Medium Bond - Set of 3
GBS-H30B-3	Scharf Unilock Grinding Blocks - 30 Grit Hard Bond - Set of 3



EQUIPMENT - CUTTING CORING & GRINDING

HUSQVARNA SOFFCUT BLADES

Husqvarna are the pioneers when it comes to early entry cutting. The XL6 blade is designed specifically for same day or next day cutting. Each blade also includes a skid plate which runs along the surface holding either side of the saw cut as the blade passes through. Husqvarna blades are colour coded depending on concrete strength, abrasion and age.

Yellow - Designed for abrasive, green concrete with a soft-medium aggregate. This blade is typically used for same day cutting.

Red - Designed for abrasive, green concrete with a hard aggregate. This blade is typically used for same day or next day cutting.

Purple - Designed for green concrete with an ultra-hard aggregate or concrete that is 1-3 days old.



CODE	DESCRIPTION	SUITS
DBHE10006	Husqvarna 6" SoffCut Blade - Purple	X150
DBHE100010	Husqvarna 10" Soffcut Blade - Purple	X2000
DBHE100014	Husqvarna 14" Soffcut Blade - Purple	X4000+
DBHE30006	Husqvarna 6" Soffcut Blade - Red	X150
DBHE300010	Husqvarna 10" Soffcut Blade - Red	X2000
DBHE300014	Husqvarna 14" Soffcut Blade - Red	X4000+
DBHE50006	Husqvarna 6" Soffcut Blade - Yellow	X150
DBHE500014	Husqvarna 14" Soffcut Blade - Yellow	X4000+



SCHARF EARLY ENTRY BLADES

Scharf early entry blades are the result of extensive testing by our team to develop an Australian made blade for Australian concrete. They offer exceptional cutting speed, blade life and value.

Yellow - Designed for abrasive, green concrete with a soft-medium aggregate. This blade is typically used for same day cutting.

Red - Designed for abrasive, green concrete with a hard aggregate. This blade is typically used for same day or next day cutting.

Purple - Designed for green concrete with an ultra-hard aggregate or concrete that is 1-3 days old.

Scharf skid plates are sold separately as we believe you don't need to replace your skid plate at every blade change.



CODE	DESCRIPTION	SUITS
DBSEEPVH6	Scharf 6" (150mm) Early Entry Blade - Purple	X150
DBSEERH6	Scharf 6" (150mm) Early Entry Blade - Red	X150
DBSEEYM6	Scharf 6" (150mm) Early Entry Blade - Yellow	X150
DBSEEPVH8	Scharf 8" (200mm) Early Entry Blade - Purple	GCT8
DBSEERH8	Scharf 8" (200mm) Early Entry Blade - Red	GCT8
DBSEEYM8	Scharf 8" (200mm) Early Entry Blade - Yellow	GCT8



EQUIPMENT - GENERATORS

MAX WATT 2000W INVERTER GENERATOR

The MX2000iS inverter generator provides you with clean and stable power output and is safe for all of your electronic devices including TVs, computers and mobile phones. It is the perfect power solution for the job site or if you are just using it for backup power at home or office.

This easy to start generator boasts a 4-litre fuel tank that provides up to 6.5 hours of run time at 50% load or 4 hours at 100% load. It is fitted with an easy to start recoil pull-start mechanism and is light and easy to carry.



CODE	DESCRIPTION
GMW2i	Max Watt 2000W Petrol Invertor



MAX WATT 2500W INVERTER GENERATOR

The GMW25i is the perfect portable power solution for the jobsite. With a max power output of 2500W and a continuous operation of 2200, the MX2500iS is perfect for powering jobsite small tools such as angle grinders, drills drills, and lights.

It's also safe to charge sensitive electronic devices such as laptops, phones and battery chargers, thanks to the in-built pure sine wave technology.



CODE	DESCRIPTION
GMW25i	Max Watt 2500W Petrol Invertor Generator



MAX WATT 3000W INVERTER GENERATOR

MaxWatt 3000W Petrol Inverter Generator with Electric Start, 2 Year Warranty. Maxwatt® digital inverter generators offer the best in portable power, fuel efficiency and are super silent. Besides the electrical output being able to power all sensitive equipment, the MX3000iS is perfect for recreational caravanning and camping AND also useful for home use as a backup power supply. This generator has a rated output of 2800 watts with a maximum output of 3000 watts. The MX3000iS has been designed to complement off-grid solar power systems as it has a pre-installed 2-wire automatic start, run and stop control system.

Smart Engine Control reduces engine speed depending on size of load for better fuel efficiency.



CODE	DESCRIPTION
GMW3i	Max Watt 3000W Petrol Invertor Generator



EQUIPMENT - GENERATORS

MAX WATT 4500W INVERTER GENERATOR

The GMW45i is the perfect portable power solution for the jobsite. With a max power output of 4500W and a continuous operation of 3700, the MX4500iS is perfect for powering jobsite tools such as grinders, drills, saws, lights – even those jobsite luxuries such as a coffee machine or microwave.

It's also safe to charge sensitive electronic devices such as laptops, phones and battery chargers, thanks to the in-built digital inverter technology.



CODE	DESCRIPTION
GMW45i	Max Watt 4500W Petrol Inverter Generator



MAX WATT 8000W INVERTER GENERATOR

The GMW8i is currently the largest inverter generator in the MaxWatt range and is packed full of features. Digital Inverter generators feature pure sinewave technology making them perfect for powering sensitive electronic equipment such as computers and high frequency vibrators as well as general construction equipment.

This unit is also super easy to start thanks to it's electronic push button start and can also be started remotely using the remote control. Think about it, the generator is on the ground floor and you're working on the second floor of a building, simply start and stop the generator at the press of a button. Thanks to the smart engine control, the generator will also reduce engine speed depending on current load resulting in better fuel economy.



CODE	DESCRIPTION
GMW8i	Max Watt 8000W Petrol Invertor Generator



MAX WATT 3200W OPEN INVERTER GENERATOR

The Maxwatt 3200i inverter generator provides you with clean and stable power output and is safe for all of your electronic devices including TVs, computers, and mobile phones. It is the perfect power solution for the job site, campsite, or if you are just using it for backup power at home or office.

This generator produces a 3000-watt continuous power rating, and a 3200-watt peak power rating at approximately 68db, which means that you will be able to power more electrical equipment than before and is the perfect power solution for the job site, campsite or if you are just using it for backup power at home or office.

This easy-to-start generator boasts a 15-liter fuel tank that provides up to 12 hours of run time at 50% load or 7 hours at 100% load.



CODE	DESCRIPTION
GMW32i	Maxwatt 3200W Petrol Generator Invertor



EQUIPMENT - GENERATORS

MAX WATT 7000W OPEN FRAME GENERATOR

The MX7000ES features a powerful, economical, quality 389cc 4 stroke air cooled engine, superior alternator with built-in Pure Sine Wave technology (THD<5%), its perfect for powering tools, domestic appliances as well as sensitive electronics as it offers high efficiency, stable voltage and increased output.

This generator produces 5000-watts of continuous power, and 5500-watts of maximum power at approximately 82db, which means that you will be able to power more electrical equipment and is the perfect power solution for the job site, campsite or if you are just using it for backup power at home or office.

This easy to start generator boasts a huge 40-litre long-range fuel tank that provides up to 17.5 hours of run time at 50% load or 14 hours at 100% load.

This generator is electric start and is fitted with a 12-volt maintenance-free lithium-ion battery, easy to start recoil pull-start mechanism, never run flat heavy-duty wheels and U-shaped handle for easy transportation.

It is equipped with 2 x 15 Amp 240 Volt IP66 socket outlets and an RCD safety switch which enables you to safely run two appliances at once and still have the 12 Volt charging capabilities.



CODE	DESCRIPTION
GMW7E	Maxwatt 7kVa Petrol Generator Elec Start



BINGE OUR VIDEO LIBRARY AND LEARN

They may not be Oscar worthy Hollywood Blockbusters but they are much more informative and educational. Our video library is growing by the day. Each video is steps through the features and benefits of each product to help you find exactly the right product for your needs.



Scan the QR code with your phone or click here to view the gallery.

EQUIPMENT - LASER & SURVEY

TOPCON RLH5A SINGLE GRADE LASER

The RLH5A laser is a self-levelling, single grade, rotating laser level with exceptional range and accuracy. The unit has the power and range to cover an 800m diameter job site and can run for up to 100 hours on Alkaline Batteries. (60 hours on rechargeable units).

With the IP66 rating, the RLH5A is "Job Site Tough" and can withstand dust, a sudden shower or even torrential rainfall. The RLH5A also has a slope function to create up to 8.8% fall in one direction; this is especially useful for creating fall on a car park or driveway or ensuring correct fall for drainage purposes.

The **LS80L** Receiver is a long-range receiver and can be read from either side of the unit.

The **LS100D** receiver gives a digital readout of the millimetres to grade making elevation and vertical alignment control faster and easier.

Kit includes:

- 1 x RLH5A Laser Level
- 1 x Receiver & Holder (Options Available)
- 1 x Blow Mould Carry Case



CODE	DESCRIPTION	BATTERY	RECEIVER
RLH5A	Topcon RLH5A Laser Level with LS80L Receiver	Alkaline	LS80L
RLH5A-R	Topcon RLH5A Rechargeable Laser Level with LS80L Receiver	Rechargeable	LS80L
RLH5AMR	Topcon RLH5A Rechargeable Laser Level with LS80L Receiver	Alkaline	LS100D
RLH5A-R-MR	Topcon RLH5A Rechargeable Laser Level with LS100D Receiver	Rechargeable	LS100D



TOPCON RLH5B SINGLE GRADE LASER

The Topcon RLH5B laser is a self-levelling, rotating laser level. Simply power the unit on, the unit will self-level and you can go to work in seconds. The unit has the power and range to cover a 400m diameter job site. The RLH5B is powered by 4 D-Cell batteries and has a run time of up to 100 hours. With the IP66 Rating, the RLH5B is "Job Site Tough" and can withstand dust, a sudden shower or even torrential rainfall. The LS80L receiver is a Long-range receiver which can be read from either side.

Kit includes:

- 1 x RLH5B Laser Level
- 1 x LS80L Receiver
- 1 x HOLDER6 receiver bracket
- 1 x Blow mould carry case



CODE	DESCRIPTION	BATTERY	RECEIVER
RLH5B	Topcon RLH5B Laser Level with LS80L Receiver	Alkaline	LS80L
RLH5BMR	Topcon RLH5B Laser Level with LS100D (mm) Receiver	Alkaline	LS100D



TOPCON RLSV2S DUAL GRADE LASER

The RLSV2S laser is a self-levelling, dual grade, rotating laser level with exceptional range and accuracy. The unit has the power and range to cover an 800m diameter job site and can run for 120 hours on the 4 Alkaline D-Cell batteries(65 hours with the NiMH rechargeable battery pack).

With the IP66 rating, the RLH5A is "Job Site Tough" and can withstand dust, a sudden shower or even torrential rainfall.

The RLSV2S features horizontal single and dual grade slope function and can be controlled from a distance using the full function radio remote control. It can also be used for vertical applications.

The **LS80L** Receiver is a long-range receiver and can be read from either side of the unit.

The **LS100D** receiver gives a digital readout of the millimetres to grade making elevation and vertical alignment control faster and easier.

Kit includes:

- 1 x RLSV2S Laser Level
- 1 x Receiver & Holder
- 1 x Radio Remote Control
- 1 x Blow mould case



CODE	DESCRIPTION	BATTERY	RECEIVER
RLSV2S	Topcon RLSV2S Dual Grade Laser Level with LS80L Receiver	Alkaline	LS80L
RLSV2SR	Topcon RLSV2S Rechargeable Dual Grade Laser Level with LS80L Receiver	Rechargeable	LS80L
RLSV2SR-MR	Topcon RLSV2S Rechargeable Dual Grade Laser Level with LS100D (mm) Receiver	Rechargeable	LS100D



GOT BATTERIES FOR YOUR LASER?

Duracell procell batteries are not your average supermarket battery. They've been specifically designed for industrial applications and will outlast generic batteries every time. Don't waste precious time on the jobsite changing batteries. Try Procell Today!!!

FIND THEM ON PAGE 227

RELIABLE
LONG-LASTING POWER
POWER



PROCELL[®]
BY THE DURACELL COMPANY

TOPCON LS-B10 MACHINE RECEIVER

The LS-B10 is a machine receiver with a magnetic mount that can clamp on to excavators, skid steer loaders and other compact equipment. These versatile units greatly increase productivity as you no longer need a worker to check grade or jump off your machine to check grade. Just set the toe of your bucket on the ground, attach the receiver on grade then simply check grade by touching the toe of the bucket on the ground.

The laser reader is the full length of the unit and can be read from 270° and has a run time of up to 100 hours. The receiver can also be fitted to a HOLDER6 receiver bracket allowing it to be mounted to a staff and used conventionally. The LS-B10 even has it's own "cut-out" on your RLH4 or RLH5 Laser box.



CODE	DESCRIPTION
LS-B10	Topcon LS-B10 Magnetic Machine Receiver

TOPCON LS-B10W WIRELESS MACHINE RECEIVER

The LS-B10W is a machined receiver with a magnetic mount that can clamp on to excavators, skid steer loaders and other compact equipment. These versatile units greatly increase productivity as you no longer need a worker to check grade or jump off your machine to check grade. Just set the toe of your bucket on the ground, attach the receiver on grade then simply check grade by touching the toe of the bucket on the ground. The laser reader is the full length of the unit and can be read from 270° and has a run time of up to 100 hours.

This unit features a wireless option, enabling it to be connected to an RD-100W remote display unit. This remote display can be mounted in the cab, allowing the operator to view the same information that is displayed out on the machine mounted receiver that is fixed to the machine. The receiver can also be fitted to a HOLDER6 receiver bracket allowing it to be mounted to a staff and used conventionally. The LS-B10 even has it's own "cut-out" on your RLH4 or RLH5 Laser box.



CODE	DESCRIPTION
LS-B10W	Topcon LS-B10W Magnetic Machine Receiver with Wireless Function

TOPCON RD100W IN CAB RECEIVER DISPLAY

The RD-100W connects wirelessly to an LS-B10W mounted externally on the machine. The RD-100W is mounted in the cab and allows the operator to view the same information that is displayed out on the machine receiver.

The RD-100W is ideal for use on larger machines where the receiver may not be visible to the operator or where the audible tones of the receiver may not be able to be heard.



CODE	DESCRIPTION
RD100W	Topcon RD100W In Cab Machine Receiver Display

EQUIPMENT - LASER & SURVEY

TOPCON AUTO LEVEL (DUMPY LEVEL)

The AT-B series of auto levels are suitable for checking levels and heights during site preparation, earthworks, concreting drainage and site set-out. Auto levels have very few moving parts and are dependable on all-weather making them a rugged and reliable measuring tool.

Kit Includes:

Auto Level, Plumb Bob, Hex Wrench, Vinyl Cover, Cleaning Cloth & Lens Cap
Hard case, User Manual



CODE	DESCRIPTION
AT-B4	Topcon Auto Level 24x Magnification
AT-B3	Topcon Auto Level 28x Magnification
AT-B2	Topcon Auto Level 32x Magnification



TOPCON TP-L6 PIPE LASER

The TP-L6 pipe laser's smaller size, long-life battery, and convenient mobile app for Android devices make the new unit one of the most flexible on the market. Field crew members are able to spend less time physically entering manholes to make adjustments, thereby increasing safety.

The mobile app puts the user in control remotely to visually assist with configuring settings and making adjustments. One fully charged battery can last for the whole week. Plus the same multi-use battery can power a variety of other Topcon equipment on active job sites. The TP-L6 is ideal for contractors that lay pipe required to be at specific slopes as well as projects involving trenching, sewers, mining, and tunnelling.



CODE	DESCRIPTION
TPL6B	Topcon TPL6B Red Beam Pipe Laser
TPL6BG	Topcon TPL6BG Green Beam Pipe Laser



ASTOR DT-10 DIGITAL THEODOLITE

The new Astor DT-10 is an affordable Digital Theodolite which is ideal for building set out and general construction tasks. The one second resolution on angle reading makes for quick and accurate layout of angles and lines. The laser plummet makes for easy setup and positioning over a datum point. With up to 30 hours of continuous working time, the Astor DT-10 will be your go to tool for fast and accurate site setout.



CODE	DESCRIPTION
DT-10	Astor DT-10 Digital Theodolite



EQUIPMENT - LASER & SURVEY

TOPCON LS80-L RECEIVER & ACCESSORIES

The LS80-L receiver will detect most rotating laser beams and will indicate which way to move the receiver in order to achieve grade.

The receiver has a laser eye on either side meaning the receiver can be read from any side. This unit attaches to a staff or pole using the HOLDER6 receiver bracket. (Sold Separately).



CODE	DESCRIPTION
LS80-L	Topcon LS80-L Long Range Receiver
HOLDER6	Topcon HOLDER6 Bracket to suit LS80-L Receiver
HOLDER6LB	Topcon Level Bubble for both HOLDER6 and HOLDER 110 Receiver Brackets



TOPCON LS-100D RECEIVER & ACCESSORIES

The LS100D receiver will detect most rotating laser beams and will give a digital readout of the millimetres to grade making elevation and vertical alignment control faster and easier.

The receiver can be read from either side, further enhancing its user-friendly design. Included with the LS100D receiver is the HOLDER110 to enable fixing to staff or measuring pole.



CODE	DESCRIPTION
LS-100D	Topcon LS100D Digital Millimeter Receiver & Holder
HOLDER110	Topcon HOLDER 110 Bracket to Suit LS100D Receiver
HOLDER6LB	Topcon Level Bubble for both HOLDER6 and HOLDER 110 Receiver Brackets



TOPCON Ni-MH RECHARGABLE BATTERY PACK

Topcon Ni-MH rechargeable battery pack for the RLH5A & RLSV2S Lasers. The battery pack can be charged separately away from the laser to enable continuous operation of the laser by running on a second battery or swapping to standard alkaline batteries.



CODE	DESCRIPTION
PT1025029-01	Topcon Ni-MH Rechargeable battery pack for RLH5A Lasers
PT1024944-04	Topcon AC Charger for RLH5A Rechargeable Batteries



EQUIPMENT - LASER & SURVEY

LASER STAFF

A laser staff is a telescopic aluminium section with graded measurements marked on it. Traditionally they were used with dumpy levels to measure height or fall between two points. The gradations on the staff needed to be highly visible to align from a distance. Today, laser level receivers are mounted to the laser staff to ascertain grade. The gradations make it easy to calculate changes in level without having to change the settings on the laser level.

Our standard staff a "F-Face" or "F" shaped dimensions and make it easy to view the dimensions in 10mm increments.

The MyZog staff is shorter and narrower and features mm increments.

The Cut & Fill rod is a unique staff which enables the operator to quickly check the distance to grade without having to do any math or calculations.



CODE	DESCRIPTION
S5M4	5m 5-Stage Staff for Laser Level Receivers
SMYZ3	3m 3-Stage MyZog Narrow Staff for Laser Level Receivers
SCFR	Cut & Fill Rod



LASER TRIPOD

The dome top aluminum dome tripod is light weight and portable and mounts most common laser levels.

The adjustable legs enable adjustment to suit the desired grade of the laser level. The legs lock compact for transport and features a shoulder strap for carrying.



CODE	DESCRIPTION
TRID	Dome Top Tripod for laser levels



FREE LOLLIES WITH EVERY ORDER*

Every order that leaves our warehouse comes with a complimentary packet of Allen's lollies. Just another sweet reason to give us a go...

In 2022, we gave out over 10,000 bags of Allen's lollies!!!



*Excludes drop ship orders.

EQUIPMENT - PRESSURE WASHERS

AUSSIE SCUD AB30 3000 PSI

The AB30 makes no compromises on power for its compact design. The genuine Honda engine is mounted on a robust stainless steel 4 wheeled frame. The Italian Bertolini Triplex high-speed pump pushes out 3000 PSI of pressure at 10 LPM, enough pressure for general site cleaning, washing tools or blowing off exposed aggregate.



An optional hose reel can be also be added for optimum hose management.

CODE	DESCRIPTION	PRESSURE	FLOW
PWAB30	Aussie Scud AB30 - 3000 PSI Petrol Pressure Washer	3000 PSI	10 LPM
PWAB30HR	Aussie Scud AB30 - 3000 PSI Petrol Pressure Washer with Hose Reel	3000 PSI	10 LPM



AUSSIE SCUD AB40 4000 PSI

The Aussie Scud AB40 is a 4000PSI powerhouse. Mounted on a stainless steel frame with flat-free tyres, the 13HP Honda engine and the Italian Bertolini pump work together to push out 4000 PSI at 13 litres per minute. The Dual lance features a twist grip flow control which can be easily adjusted on the fly.



The AB40 is ideal for cleaning tools, plant and equipment as well as cleaning down surfaces or blowing off exposed aggregate.

CODE	DESCRIPTION	PRESSURE	FLOW
PWAB40	Aussie Scud AB40 - 4000 PSI Petrol Pressure Washer	4000 PSI	13 LPM



AUSSIE SCUD AB400 4000 PSI

The Aussie Scud AB400 features a 2:1 reduction gearbox between the pump and the engine which results in longer pump life and a slightly higher flow rate. The pump and engine are mounted on a stainless steel 4 wheeled trolley for easy transport around site. The Dual lance features a twist grip flow control which can be easily adjusted on the fly.



The AB400 can also be fitted with a bunch of accessories including hose reel, electric start, turbo nozzles, foaming jet etc.

CODE	DESCRIPTION	PRESSURE	FLOW
PWAB400	Aussie Super Scud AB400 - 4000 PSI Petrol Pressure Washer	4000 PSI	15 LPM
PWAB400E	Aussie Super Scud AB400 - 4000 PSI Petrol Pressure Washer With electric Start	4000 PSI	15 LPM



EQUIPMENT - PRESSURE WASHERS

AUSSIE SCUD PREDATOR 5000 PSI

The Aussie Predator is slow speed, high pressure 5000 PSI pressure washer. The Gearbox Driven pump means the pump runs at a slow speed ensuring longer pump life and making it suitable for continuous cleaning applications. The Predator will make short work of most heavy-duty cleaning applications with its 23HP engine, slow speed pump and a large top-mounted fuel tank for extended run times.

The 4-wheeled, stainless steel frame is well balanced and easy to move around the site.



CODE	DESCRIPTION	PRESSURE	FLOW
PWABPRED	Aussie Pumps Predator - 5000 PSI Petrol Pressure Washer	5000 PSI	16 LPM



AUSSIE SCUD PREDATOR 5000 PSI - MINE SPEC

The Aussie Predator A is a 5000PSI high pressure blaster for industrial, civil and mining applications. The power delivered by the Kohler 23HP diesel engine is transferred to the Italian Bertolini triplex pump via a reduction gearbox. This means the pump is generating 5000psi at low RPM making it ideal for commercial use for long periods of time.

The high quality stainless steel frame sits on four flat free wheels with a short wheel base. This makes it extremely durable and easy to move around site. The unit also comes with electric start with battery isolation, emergency shut-off, hi-viz tape, safety throttle, lifting hook and on-board fire extinguisher for full mine spec compliance.

And lastly, being 5000PSI, this unit is a Class A pressure washer meaning no there's no RTO operator certification required. If you're looking for an Australian Made, Mine Spec high pressure blaster that will tick all the boxes, the Aussie Predator A is the perfect choice.



CODE	DESCRIPTION	PRESSURE	FLOW
PWABSSPREDAKDMS	Aussie Pumps Predator A - 5000 PSI Petrol Diesel Mine Spec Pressure Washer	5000 PSI	16 LPM



EQUIPMENT - PRESSURE WASHERS

AUSSIE SCUD RAPTOR 7300 PSI

The Aussie Predator is slow speed, high pressure 7300 PSI (500BAR) pressure washer. The Gearbox Driven pump means the pump runs at a slow speed ensuring longer pump life and making it suitable for continuous cleaning applications. The Predator will make short work of most heavy-duty cleaning applications with it's 23 HP engine, slow speed pump and a large top-mounted fuel tank for extended run times.



The 4-wheeled, stainless steel frame is well balanced and easy to move around the site.

CODE	DESCRIPTION	PRESSURE	FLOW
PWABRAPTOR18	Aussie Pumps Raptor - 7300 PSI Petrol Pressure Washer	7000 PSI	18 LPM



AUSSIE SCUD AB400 4000 PSI DIESEL

The Aussie Scud Diesel is powered by an industrial Yanmar diesel engine and are ideal for use where conventional petrol engines are prohibited. The Yanmar 10HP engine is connected to a slow speed pump via a reduction gearbox ensuring longer pump life and making it suitable for continuous cleaning applications.



The unit is mounted on a stainless steel 4-wheeled frame which is exceptionally well balanced for easy transport around site.

CODE	DESCRIPTION	PRESSURE	FLOW
PWAB400DE	Aussie Pumps Scud 400 - 4000PSI Diesel Pressure Washer	4000 PSI	13 LPM



AUSSIE SCUD AB400 4000 PSI MINE SPEC DIESEL

The Aussie Scud Diesel is powered by an industrial Yanmar diesel engine and are ideal for use where conventional petrol engines are prohibited. The Yanmar 10HP engine is connected to a slow speed pump via a reduction gearbox ensuring longer pump life and making it suitable for continuously cleaning applications. The unit is mounted on a stainless steel 4-wheeled frame which is exceptionally well balanced for easy transport around site.



Mine spec unit includes; Emergency stop, Fire extinguisher, Dry Cell battery with lockable battery isolation, Double insulated wire and lifting bar.

CODE	DESCRIPTION	PRESSURE	FLOW
PWAB400DEM	Aussie Pumps Scud 400 - 4000PSI Mine Spec Diesel Pressure Washer	4000 PSI	13 LPM



EQUIPMENT - PRESSURE WASHERS

AUSSIE PUMPS BLACK BOX - 2175 PSI

The Aussie Pumps Black Box is a compact electric pressure washer is a quality, highly portable unit for domestic use.

The Black box comes with an 8m hose, AL13 Pro-Gun, Vario Lance and a Turbo Lance and simply runs on normal 240V 10A power. Perfect for cleaning of driveways, patios, vehicles and general domestic cleaning.



CODE	DESCRIPTION	PRESSURE	FLOW
PWAPBB	Aussie Pumps Black Box - 2175 PSI Electric Pressure Washer	2175 PSI	8 LPM
PWAPBBCHR	Aussie Pumps Black Box - 2175 PSI Electric Pressure Washer with Cart and Hose Reel	2175 PSI	8 LPM



AUSSIE MONSOON 200 - 3000 PSI ELECTRIC

The Aussie Pumps Monsoon Scud 200 is a heavy-duty 3-Phase electric pressure washer. Mounted on a heavy-duty stainless steel frame with anti-vibration mounts, the Scud 200 is powered by a heavy-duty 4 pole IP55 rated slow speed motor. The unit features overload protection and a circuit breaker with a thermal trip and short circuit protection for ultimate safety.



CODE	DESCRIPTION	PRESSURE	FLOW
PWABM200	Aussie Pumps Scud Monsoon 200 3000PSI Electric Pressure Washer	3000 PSI	15 LPM



AUSSIE MONSOON 400 - 4300 PSI ELECTRIC

The Aussie Pumps Monsoon Scud 400 is a heavy duty 3-Phase electric pressure washer. Mounted on a heavy duty stainless steel frame with anti vibration mounts, the Scud 400 is powered by a heavy duty 4 pole IP55 rated slow speed motor. The unit features overload protection and a circuit breaker with thermal trip and short circuit protection for ultimate safety.



CODE	DESCRIPTION	PRESSURE	FLOW
PWABM400	Aussie Pumps Scud Monsoon 400 - 4300 PSI Electric Pressure Washer	3000 PSI	15 LPM



EQUIPMENT - PRESSURE WASHERS

PRESSURE WASHER GUNS

Most Aussie Pumps pressure washers now use a standard gun and fitting setup. Both guns feature a comfortable moulded handle and lockable trigger and connects to a standard M22 fitting for both the hose and lance.



CODE	DESCRIPTION	SUITS
PAPM4021108007	Aussie Pumps AL13 Commercial Gun 3340 PSI	Black Box AB30
PAP-M4022209003	Aussie Pumps AL55 Professional Gun 4500 PSI	AB40 AB400 MONSOON



PRESSURE WASHER STRAIGHT LANCE

Straight lances feature an M22 fitting on one end and a quick connect on the other. These are used to convert any of the pressure washers to be able to accept interchangeable quick connect nozzles. (Ensure nozzle orifice size is matched to the pump or pump damage could occur) Straight lances are also used to connect the smaller 15" spinners.



CODE	DESCRIPTION
PAPFNA7103550	Aussie Pumps 400mm single lance
PAP-FNA7103261	Aussie Pumps 700mm single Lance



PRESSURE WASHER TURBO LANCE

A turbo lance will increase the effective working pressure (EWP) of a pressure washer by up to 60%. As water flows through the head, a small ceramic ball rotates at a high speed dispensing the high pressure water in a circular motion. This motion significantly increases the EWP and cleaning efficiency.



CODE	DESCRIPTION	SUITS
PAPM4042100004	3200PSI Commercial Series Turbo Lance	AB30
PAPCTN310030	4400 PSI Professional Series Turbo Lance	AB40
PAPCTN400030	5600 PSI Professional Series Turbo Lance	AB400



QUIK TIP Q SERIES QUICK CONNECT NOZZLES

Aussie Pumps Quick Tip Q Series nozzle packs include 5 nozzles: 1 x 0° Pencil Jet - Red, 1 x 15° Spray Jet - Yellow, 1 x 25° Spray Jet - Green, 1 x 40° Spray Jet - White, 1 x 65° Low-Pressure Detergent Nozzle. Ensure you match the orifice size to the pump specification of your pressure washer.



CODE	DESCRIPTION
PAP-C105082Q	Aussie Pumps Quik Tip Q Series 030 Nozzle Pack
PAPC105083Q	Aussie Pumps Quik Tip Q Series 035 Nozzle Pack
PAP-C105084Q	Aussie Pumps Quik Tip Q Series 040 Nozzle Pack



EQUIPMENT - PRESSURE WASHERS

PRESSURE WASHER DUAL LANCE

The Dual lance splits the water flow into two nozzles, one provides a high pressure tip whilst the other provides a greater water flow. The flow can be adjusted by twisting the second handle on the side of the gun.

Whilst these lances are typically found on the larger pressure washers, they can be used on any pressure washer providing the nozzle is matched to the pressure washer.

Note: The dual lance requires 1 x Detergent nozzle and 1 x Laser Cut Nozzle (Sold Separately)



CODE	DESCRIPTION	SUITS
PAP-C3924.01	Aussie Pumps Stainless Steel 700mm Dual Lance	
PAPC915500MSS	0.35° Detergent Nozzle (Required for all pressure washers with dual lance)	
PAPC915025	Laser Cut Nozzle - 020 15° Angle Tip	AB30
PAP-C915030	Laser Cut Nozzle - 025 15° Angle Tip	AB40
PAP-C915035	Laser Cut Nozzle - 030 15° Angle Tip	AB400



PRESSURE WASHER HOSE

The Aussie Blue Pro double wire braid hose is rated to 5800PSI and will suit the most of the Aussie pumps range up to 4000PSI and is fitted with M22 fittings to suit.

Most pressure washers come with a 10m hose however, a simple joiner and additional hose means you can wash further from your pressure washer. When washing off exposed aggregate, it is best to keep your machine further away from the washing area to protect the pressure washer from concrete splatter.



CODE	DESCRIPTION
PAPAHW06FB6FB6X10	Aussie Pumps 3/8" R2 Double wire braid 5800PSI 10m Hose
PAPAHW06FB6FB6X15	Aussie Pumps 3/8" R2 Double wire braid 5800PSI 15m Hose
PAPAHW06FB6FB6X20	Aussie Pumps 3/8" R2 Double wire braid 5800PSI 20m Hose
PAPMTM35.0247	3/8" Male to 3/8" Male Joiner



FLAT SURFACE CLEANERS (SPINNERS)

Flat Surface cleaners or spinners are ideal for cleaning large flat surfaces. When connected to a high pressure washer, the pressurised water makes the spinner float on the surface. The rotating nozzles are always the same distance from the surface giving a streak free finish. Flat surface cleaners can cut cleaning times by up to 75% resulting in a reduction in water and fuel usage.



CODE	DESCRIPTION	SUITS
PAPFNA80166	Aussie Pumps 15" Spinner Flat Surface Cleaner*	AB30
PAPAGPDFSC20	Aussie Pumps 20" Spinner Flat Surface Cleaner	AB40, 400

* 15" Spinner requires a straight lance (Sold separately)



EQUIPMENT - REBAR EQUIPMENT

MAX RB441T TWINTIER REBAR TIE GUN

The Max RB441T is the 7th generation of Max Rebar-Tier products and features revolutionary TwinTier technology resulting in a 200% increase in efficiency, a 50% stronger tie and a lower tie height when compared to the RB398. The wire pulls back mechanism dispenses the precise amount of wire needed to form a tie which reduces wire usage and increases tie strength. Along with these impressive features, the wire is now housed under the gun making it more streamlined and able to tie into tighter places. All these innovative features combine to make the RB441 the most efficient rebar tying tool on the market.

The RB441T comes with 2 Batteries. Charger and Plastic Carry case.



CODE	DESCRIPTION	CAPACITY	TIE WIRE
RB441T	Max RB441T "TwinTier" Battery Rebar Tie Gun	44mm	TW1061T



MAX RB611T TWINTIER REBAR TIE GUN

The Max RB611T is the 7th generation of Max Rebar-Tier products and features revolutionary TwinTier technology resulting in a 200% increase in efficiency, a 50% stronger tie and a lower tie height when compared to the RB398. The wire pull back mechanism dispenses the precise amount of wire needed to form a tie which reduces wire usage and increases tie strength. Along with these impressive features, the wire is now housed under the gun making it more streamlined and able to tie into tighter places. All these innovative features combine to make the RB611T the most efficient rebar tying tool on the market.

The RB611T comes with 2 Batteries. Charger and Plastic Carry case.



CODE	DESCRIPTION	CAPACITY	TIE WIRE
RB611T	Max RB611T "TwinTier" Battery Rebar Tie Gun	61mm	TW1061T



MAX RB401T TWINTIER REBAR TIE GUN

The Max RB401T-E rebar tie gun is designed to reduce back strain and operator fatigue by enabling the user to stand up whilst using the tool. Tying is easy thanks to the patent pending triggerless technology, only found on this model. When the nose comes in contact with the rebar, a contact switch activates the tie gun. The RB401T-E is well balanced, and comfortable to use for long periods of time. The battery is housed at the top of the unit providing easy access and balances the tool. The handles are also adjustable to accommodate different height user.

The RB401T-E has all the same features the patented TwinTier wire pull back mechanism which dispenses the precise amount of wire needed. This results in a stronger tie, reduced wire usage and a lower tie height making it the most efficient rebar tying tool on the market.



CODE	DESCRIPTION	CAPACITY	TIE WIRE
RB401T-E	Max RB401T-E Stand Up Twintier	44mm	TW1061T



EQUIPMENT - REBAR EQUIPMENT

MAX RB398S REBAR TIE GUN

The Max RB398S is a premium battery operated rebar tie gun that can tie up to a combined 39mm of rebar in just 0.5 seconds per tie. This makes it 5 times faster than manual tying and greatly reduces the risk of developing the musculoskeletal disease. RB398S is the result of 6 generations of innovation since Max developed the first battery tie gun in 1993.

The high-quality Japanese tool is lightweight and portable which allows for easy single-handed operation. The RB398S comes with 2 Batteries, Charger, Belt clip and Plastic Carry Case.



CODE	DESCRIPTION	CAPACITY	TIE WIRE
RB398	Max RB398 14.4V Li-Ion Battery Rebar Tie Gun	10-39mm	TW898



RAPIDTOOL RT40A REBAR TIE GUN

The RapidTool RT40 A is an incredibly high value, low-cost battery-operated rebar tie gun and can tie up to 40mm of rebar in just 0.6 seconds per tie. The RT40A now boasts a tighter tension tie with it's dual brushless motor technology and a lower tie height than it's predecessor the RT40.

The unit comes with;

- 2 x 18V 4.0AH Li-Ion batteries
- Charger
- Belt clip
- 4 x Coils
- A plastic carry case.



CODE	DESCRIPTION	CAPACITY	TIE WIRE
RT40A	Rapidtool RT40A Battery Rebar Tie Gun	12-40mm	RT40TWC



TIDY UP THE LOOSE ENDS WITH

ULTRASTIK®



THE FORMWORK MAGNET THAT YOU CAN TURN OFF & ON

SCAN THE QR CODE OR CLICK HERE TO FIND OUT MORE. SEE PAGE 182 FOR MORE INFO

EQUIPMENT - REBAR EQUIPMENT

MAX TWINTIER STARTER PACK

The Max Twintier starter pack includes the rebar gun and 3 boxes of TW1061T wire to get you started. If you're tying rebar infrequently or want you're not sure if you want to go all out on a 25 box deal, then this is the package for you.

We're so confident about this tool that if you're not happy with the tool after 7 days, we'll return it for a full refund. (Less the cost of wire used. Tie gun must be in as new condition).



CODE	DESCRIPTION	CAPACITY	TIE WIRE
RB441T3B	Max RB441T "TwinTier" Starter Package	44mm	TW1061T
RB611T3B	Max RB611T "TwinTier" Starter Package	61mm	TW1061T



MAX TWINTIER 25 BOX DEAL

The Max Twintier 25Box deal is by far our most popular deal. Simply purchase 25 Boxes of TW1061T tie wire at a seriously reduced rate and receive the Max Twintier Gun completely free. This deal is perfect for the medium to large contractor. For example, slab contractors who pour 2-3 slabs per week generally go through the 25 boxes in a year.

The great thing is, at the start of the next year, buy another 25 box deal, receive another free gun and now you have double the capacity.



CODE	DESCRIPTION	CAPACITY	TIE WIRE
RB441T25B	Max RB441T "TwinTier" 25 Box Deal	44mm	TW1061T
RB611T25B	Max RB611T "TwinTier" 25 Box Deal	61mm	TW1061T



MEGA MAX TWINTIER DEAL

The Mega Max deal is a beast of a deal. Purchase 40 boxes of TW1061T tie wire at a reduced rate and receive both the RB441T and the RB611T totally Free. This deal shaves approximately \$12000 off the retail price if you were to buy all items at full RRP.

If you need to tie a heap of steel from 10mm right up to 60mm then this package is for you.



CODE	DESCRIPTION	CAPACITY	TIE WIRE
RB44161140B	Mega Max "TwinTier" Deal	10-61mm	TW1061T



EQUIPMENT - REBAR EQUIPMENT

DIAMOND HB16W ELECTRIC REBAR BENDER

The Diamond HB16W is a high-quality electric rebar bender that is both light-weight and portable. Manufactured in Japan, the HB16W can bend rebar up to 16mm in diameter to a maximum of 135° and is perfect for bending rebar on-site or insitu. The unit is packed in a plastic carry case along with a tool and maintenance kit.



CODE	DESCRIPTION	CAPACITY	MAX BEND
HB16W	Diamond 16mm Electric Rebar Bender	16mm	135°



DIAMOND DBR32HD ELECTRIC REBAR BENDER

The Diamond DBH32HD can both bend and straighten up to 32mm rebar. The Japanese manufactured unit is powered by a powerful 2000W single phase motor and features a directional control lever to enable the ram to push or pull depending on whether bending or straightening is required. The unit comes complete in a sturdy timber box with extra oil and an additional set of rollers.



CODE	DESCRIPTION	CAPACITY	MAX BEND
DBR32HD	Diamond 32mm Electric Rebar Bender and Straightener	32mm	90°



RAPID TOOL 16MM ELECTRIC REBAR BENDER

The Rapid Tool RB-16 is low-cost electric rebar bender that is both lightweight and portable. The RB-16 is powered by standard 240V Mains power and can bend 16mm rebar up to 90° in one motion. The interchangeable head enables both tight and large radius bends, perfect for bending up ligatures and hoops up to 180° or for bending rebar insitu.



CODE	DESCRIPTION	CAPACITY	MAX BEND
RTRB16	Rapidtool Electric 16mm Rebar Bender	16mm	180°



EQUIPMENT - REBAR EQUIPMENT

DIAMOND ELECTRIC REBAR CUTTERS

The Diamond rebar cutters are a high quality, powerful rebar cutter for shearing rebar. Manufactured in Japan, Diamond rebar cutters are a compact yet rugged professional-grade cutter and will shear through rebar in seconds. If you're looking for a quality rebar cutting tool, look no further than the Diamond rebar cutter range.



CODE	DESCRIPTION	CAPACITY	CUT SPEED
DC16W	Diamond Electric 16mm Rebar Cutter	16mm	2.5 Seconds
DC20W	Diamond Electric 20mm Rebar Cutter	20mm	3.0 Seconds
DC25W	Diamond Electric 25mm Rebar Cutter	25mm	4.0 Seconds
DC32WH	Diamond Electric 32mm Rebar Cutter	32mm	12.0 Seconds



MAX 16MM CORDLESS REBAR CUTTER

The Max PJRC160 is the fastest battery rebar cutter available on the market with the ability to cut a 16mm rebar in 3.3 seconds. Along with the impressive speed comes impressive battery performance. The PJRC160 can make up to 176 cuts through 16mm rebar on a single charge and the battery recharges to full in around 45 minutes.

The PJRC160 is also exceptionally versatile. The heavy duty cast head can rotate a full 360° using integrated handle making insitu, difficult to reach cuts easy! The unit comes with two 25.2V Batteries, charger, spare oil and instruction manual.



CODE	DESCRIPTION	CAPACITY	CUT SPEED
PJRC160	Max 16mm Cordless Rebar Cutter 25V Li-Ion	16mm	3.3 Seconds



RAPIDTOOL ELECTRIC REBAR CUTTERS

Rapidtool rebar cutter range is high value, low cost range of cutters that are both versatile and portable. Powered by 240V mains power, Rapid tool rebar cutters make rebar processing quick easy with the ability to shear through rebar in seconds.



CODE	DESCRIPTION	CAPACITY	CUT SPEED
RTRC16E	Rapidtool Electric 16mm Rebar Cutter	16mm	2.0 Seconds
RTRC20E	Rapidtool Electric 20mm Rebar Cutter	20mm	2.5 Seconds
RTRC25E	Rapidtool Electric 25mm Rebar Cutter	25mm	3.0 Seconds



EQUIPMENT - REBAR EQUIPMENT

RAPIDCUT PNEUMATIC REBAR & MESH CUTTERS

Rapidcut pneumatic cutters are a quick and easy way to cut reinforcing mesh and rebar. The pincer style cutting action is very similar to standard bolt cutters making them ideal for mesh processing. As pneumatic cutters require large quantities of compressed air, they're best suited for use in precast applications however, they can be used anywhere providing a suitable compressed air supply is available. When fitted with the 1260TM Jaws, pneumatic cutters can cut mesh when completely flat on the ground.



CODE	DESCRIPTION	CAPACITY	LENGTH
RCUT10L	Rapidcut 10L Pneumatic Rebar Cutter	10mm	960mm
RCUT10C	Rapidcut 10C Pneumatic Rebar Cutter	10mm	660mm
RCUT12	Rapid Cut 12 Pneumatic Rebar Cutter	12mm	640mm
RCUT12L	Rapidcut 12L Pneumatic Rebar Cutter	12mm	940mm
RCUT16	Rapidcut 16 Pneumatic Rebar Cutter	16mm	1164mm



HIKOKI CORDLESS REBAR CUTTER & BENDER

The Hikoki VB3616DA Brushless rebar cutter and bender is a truly unique tool. It is capable of bending and cutting up to 16mm rebar at the press of a button.

Bend up to 180 Degrees by simply adjusting the dial to suit. When working with smaller rebar, multiple bars can be processed at the same time.

The unit can be powered by flex volt MultiVolt battery or using the ET36A battery adaptor, the unit can be run on mains power. The unit comes with 2 Multivolt Batteries, charger and blow mould case.



CODE	DESCRIPTION	CAPACITY	SPEED
RBCH36VKIT	Hikoki 36V Multivolt Brushless Rebar Cutter & Bender	16mm	2.6-3.8 Sec



DIAMOND ELECTRIC REBAR CUTTER & BENDER

The Diamond DBC16H is like the swiss army knife of rebar processing. The multi-function head can cut up to 16mm diameter rebar in under 2.5 seconds and can also bend 16mm rebar up to 180°. The centre handle and the rear "D" style handle make it easy to carry on-site and easy to control when cutting or bending. The DBC16H also features a safety guard that slides over the cutter head when not in use. The precision manufactured Japanese unit is both powerful and versatile and will make short work of most on-site rebar processing.



CODE	DESCRIPTION	CAPACITY	SPEED
DBC16H	Diamond Electric 16mm Rebar Cutter & Bender	16mm	2.5-5.5 Sec



EQUIPMENT - REBAR EQUIPMENT

REBAR CUTTER REPLACEMENT JAWS

Most rebar cutters have a hardened steel cutting block or jaw which wears over time. There's a fine line with the hardness of cutter blocks. They need to be hard enough to cut rebar but not too brittle that they break.

Rebar cutter jaws can also be rotated to extend the life of the block. As soon as a chip develops on the edge of the jaw, remove the bolts and flip the jaw 180° to expose the new cutting edge. If this is not done, the jaw will most likely crack where the chip has occurred. As soon as a jaw has cracked, it will need to be replaced as cutting with a cracked jaw will damage the cutter head.



CODE	DESCRIPTION	SUITS
PDDC16WJ	Jaws to Suit Diamond DC16W - Set of 2	DC16W
PDDC20WJ	Jaw to Suit Diamond DC20W - Single Block (Jaw)	DC20W
PDDC25WJ	Jaws to Suit Diamond DC25W - Single Block (Jaw)	DC25W
PMPRJ160J	Jaws to Suit MAX PJRC160 - Set of 2	PJRC160
PRT-ERC16BL	Jaws to Suit Rapidtool RC16E - Set of 2	RTRC16E
PRT-ERC20BL	Jaws to Suit Rapidtool RC20E - Set of 2	RTRC20E
PRT-RC25BL	Jaws to Suit Rapidtool RC25E - Set of 2	RTRC25E



RAPIDCUT PNEUMATIC CUTTER JAWS

Rapidcut pneumatic mesh and rebar cutters feature a pincer style jaw similar to standard bolt cutters. With repeated use over time, these jaws will wear and eventually need replacing. Rapid cut have a number of replacement jaws as well as jaws to suit specific applications.



CODE	DESCRIPTION
PRC1260TM	Jaws to suit RapidCut 10,10L, 12 & 12L
PRC1280TM	High Tensile Jaws to Suit RapidCut 10, 10L, 12 & 12L
PRC1280TS	High Tensile Jaws to Suit RapidCut 10, 10L, 12 & 12L - For Cutting Prestressing Wire
PRC1660J	Jaws to Suit RapidCut 16



BOSS SHIELD SURFACE PROTECTANT

Boss shield is a revolutionary surface protectant designed to prevent concrete and cement from adhering to tools and equipment.

“...IT'S LIKE CANOLA OIL
BUT FOR CONCRETORS...”



See page 10 for details

BOSS

EQUIPMENT - SUBMERSIBLE PUMPS

FORZA FLEX DRIVE PUMP

The Forza SPFP2 is a high quality flex drive sludge pump for dewatering construction sites, excavations, pier holes, dams and trenches. Starting at the pump end, the tough cast iron body protects the pump impeller from knocks and site abuse as it is lowered into the trench. The open mesh base allows water, sludge and solids up to 28mm in diameter to be pumped to a maximum of 28 meters in height.

The steel reinforced flex drive shaft features a sliding collar to support the shaft as it bends over tight edges. The shaft is fitted with a standard 3-dog drive and can be powered most petrol powered drive units.



CODE	DESCRIPTION
SPFP2	Forza Sludge Pump 7m



FLO-KWIP LC45A ELECTRIC PUMP WITH FLOAT

The LC45A is a lightweight but extremely portable electric pump for quick and easy dewatering. The polyurethane impeller and the abrasion-resistant rubber wear plates are housed in a robust aluminium outer casing for optimum protection. The LC45A also comes with a float so if rain is predicted overnight, the float will automatically activate the pump if the water level rises.

The unit also comes with a pull rope for controlled lowering in and out of holes. Please use this rather than the power cord as power cord damage will not be covered by warranty.



CODE	DESCRIPTION
LC45A	Flo-Kwip LC45A Electric Submersible Pump with Float



FLO-KWIP 2" (50mm) LAY FLAT HOSE KIT - 20M

Flo-Kwip's 2" lay-flat hose kit comes fully assembled and ready to use. The male and female aluminium cam locks are clamped with stainless steel hose clamps and the hose has a maximum 70PSI working pressure.

Due to the male and female fittings, each hose can easily be connected to another one to carry water further away from the pumping location.



CODE	DESCRIPTION
LFHK20	Flo-Kwip 2" (50mm) x 20m Lay Flat Hose Kit



EQUIPMENT - TROWEL MACHINES

ALLEN PRO 36" TROWEL MACHINE

Allen Pro Trowel machines are heavy-duty, high quality machines built in the USA. The combination of a reliable Honda engine, a heavy-duty gear box and high-quality construction makes this unit perfect for both panning and finishing. As standard, Allen trowel machines come with a one-piece folded lifting hook for safe lifting with cranes or loaders. They also come with a lifting pole that slides into the front of the gearbox for a manual 2-man lift on site. They also come standard with the fine pitch control on the handle bar however, they can also be fitted with Rapid pitch control.



CODE	DESCRIPTION
A36160	Allen Pro 36" 5.5HP Trowel Machine
A36270	Allen Pro 36" 9HP Trowel Machine
A36270RP	Allen Pro 36" 9HP Trowel Machine with Rapid Pitch



ALLEN PRO 36" EDGING TROWEL MACHINE

The Allen Pro 36" Edging Trowel machine is a heavy-duty, high quality machine built in the USA. The unique rotating ring allows edging right up close to walls and penetrations making the Allen 36" Pro edger the perfect partner to a larger ride-on trowel machine.

The combination of a reliable GX270 Honda engine, a heavy duty gear box and high quality construction makes this unit perfect for both panning and finishing large industrial warehouses and factories.



CODE	DESCRIPTION
A36270E	Allen Pro 36" 9HP Edging Trowel Machine



ALLEN PRO 46" TROWEL MACHINE

Allen Pro Trowel machines are heavy-duty, high quality machines built in the USA. The combination of a reliable Honda engine, a heavy-duty gear box and high-quality construction makes this unit perfect for both panning and finishing. As standard, Allen trowel machines come with a one-piece folded lifting hook for safe lifting with cranes or loaders. They also come with a lifting pole that slides into the front of the gearbox for a manual 2-man lift on site. They also come standard with the fine pitch control on the handle bar however, they can also be fitted with Rapid pitch control.



CODE	DESCRIPTION
A46270	Allen Pro 46" 9HP Trowel Machine
A46270RP	Allen Pro 46" 9HP Trowel Machine with Rapid Pitch
A46390HTRP	Allen Pro 46" 13HP High Torque Trowel Machine with Rapid Pitch



EQUIPMENT - TROWEL MACHINES

ALLEN MP215 36" 22HP RIDER

The Allen MP215 might be Allen's smallest ride-on trowel machine but it is still a very capable, feature packed unit. Made in the USA, the MP215 is powered by a genuine Honda GX690 engine and is paired with a heavy duty drive train capable of both panning and finishing. Whilst being manual steer and manual pitch, the MP215 is also fitted with electric retardant sprayers fed from the on-board 23L tank.



Whilst the MP215 is predominantly an entry level machine, it's not out of place working along side larger riders as a dedicated panning machine. With its light weight and maneuverability, unit is also great for finishing larger suspended slabs. In short, the MP215 is an extremely versatile rider, perfect for entry level work, perfect for suspended slabs and a great partner for larger ride on trowel machines.

CODE	DESCRIPTION
MP215	Allen MP215 36" 22HP Petrol Ride-on Trowel Machine



ALLEN MP235 36" 22HP EDGING RIDER

The Allen MP235 rider is a unique 36" ride-on trowel machine with patented rotating guard rings which allows you to finishing within 8mm of a wall or penetration. Made in the USA, the MP235 is powered by a genuine Honda GX690 engine and is paired with a heavy duty drive train capable of both panning and finishing.



Whilst being manual steer and manual pitch, this unit is super user friendly with push button start, electric powered spray system with foot activated control and four adjustable LED lights. The MP235 is also very easy to maintain with the central grease point, lift up seat and removable engine cover.

Whilst designed as a specialist edging machine, the MP235 can be used as a standalone panning or finishing machine or as a dedicated finishing machine when paired with other ride-ons for larger commercial or industrial slabs.

CODE	DESCRIPTION
MP235	Allen MP235 36" 22HP Petrol Edging Ride-On Trowel Machine



EQUIPMENT - TROWEL MACHINES

ALLEN MP245 22HP 36" RIDER

The Allen MP245 is Allen's smallest power steer rider and is packed full of features normally found on larger riders. Starting with the drive train, the Honda GX690 transfers power to the heavy duty drive train through a torque convertor clutch. This allows the machine to pan as at as low as 45RPM and still finish at up to 165RPM. The machine also comes standard with retardant tanks, electric sprayers with foot operated control, LED lights and manual pitch control.

However, this unit is also bristling with creature comforts including; hydraulic power steering, push button start, adjustable seat and a 12V outlet for charging phones etc.

The MP245 is truly a quality, top of the line machine with all the bells and whistles and is perfect for both panning and finishing large commercial and industrial slabs. It is also the perfect finishing partner to a larger dedicated panning machine.



CODE	DESCRIPTION
MP245	Allen MP245 36" 22HP Petrol Ride on Trowel Machine with Power Steering.



ALLEN MSP445 37HP 46" RIDER

The Allen MSP445 is the most popular of the MSP series as it delivers great value and excellent performance due to its power to weight ratio. With 46" 5-blade rotors, a heavy duty drive train and a 37HP Kohler petrol engine, the MSP445 is the ideal mid-range machine for finishing large industrial and commercial slabs.

The super heavy duty gearbox and drive train delivers power where its needed and makes this unit capable of both panning and finishing.

The MSP445 also has all the standard features you've come to expect on an Allen rider including; retardant tanks and electronic sprayers, LED lights, lifting hooks, adjustable seat and even a built in bottle and trowel holder.



CODE	DESCRIPTION
MSP445	Allen MSP445 46" 5-Blade 37HP Petrol Ride on Trowel Machine



EQUIPMENT - TROWEL MACHINES

ALLEN MSP455 37HP 46" RIDER

The Allen MSP455 is essentially the MSP445 with hydraulic power steering. The addition of the power steering not only makes more operator freindly, it also increases the responsiveness of the unit making it a dream to operate.

With 46" 5-blade rotors, a heavy duty drive train and a 37HP Kohler petrol engine, the MSP455 is the ideal mid-range machine for finishing large industrial and commercial slabs. The super heavy duty gearbox and drive train delivers power where its needed and makes this unit capable of both panning and finishing.

The MSP455 also has all the standard features you've come to expect on an Allen rider including; retardant tanks and electronic sprayers, LED lights, lifting hooks, adjustable seat and even a built in bottle and trowel holder.



CODE	DESCRIPTION
MSP455	Allen MSP455 46" 5-Blade 37HP Petrol Ride on Trowel Machine with Power Steering.



ALLEN MSP475 57HP 46" RIDER

Designed specifically for the high volume contractor, the MSP475 is the most powerful machine in the MSP range. The 57HP liquid cooled Kubota petrol engine sends power through a torque convertor clutch to two super heavy duty gearboxes powering the 5-blade 46" rotors. The rider produces excellent torque even at high rotor speeds, which makes it excellent for both panning and finishing.

The unit also has a digital LED display for accurate RPM, temperature and hour readings as well as a large 37L fuel tank for maximum run time. The MSP475 also has all the creature comforts of hydraulic power steering, push button start, foot pedal controlled retardant sprayers, 12V outlet and six LED lights for those early morning or late night jobs.



CODE	DESCRIPTION
MSP475	Allen MSP475 46" 5-Blade 57HP Petrol Ride On Trowel Machine with Power Steering.



EQUIPMENT - TROWEL MACHINES

ALLEN HDX600 50 HP 46" RIDER

50HP of Hazt diesel power delivered through a full hydrostatic drive-train to twin 46" 6-blade rotors, the Allen HDX600 a panning and finishing beast. It also has an on-board computer which not only displays the machines vitals, it also optimises the hydrostatic drive based on whether panning or finishing mode is selected and features a patented automatic load sensing device which ensures peak performance everytime.



The HDX600 is also effortless to operate with the Gen III hydraulic with power steering, pitch and sprayer control on the joy sticks and a switch panel to adjust the throttle, lights and even cruise control. The HDX600 is truly a high quality, professional hydrostatic rider with unrivalled performance and reliability.

CODE	DESCRIPTION
HDX600	Allen HDX600 46" 6-Blade 50 HP Diesel Ride Hydrostatic Ride On Trowel Machine



ALLEN HP205 TWIN 37HP 60" RIDER

The Allen HP205 is a one-of-a-kind 60" ride on trowel machine with its dual motor setup. The twin Kohler ECH980's deliver maximum low end torque for panning and impressive high speed for finishing making it a cost effective alternative to the more expensive diesel units.



This unique setup delivers great value without compromising on performance or quality. With the twin engines, feeding power to the 60" 6-blade rotors through super heavy duty (XHD) gearboxes, the HP205 still packs a punch. Throw in the hydraulic power steering with pitch control on the joystick, retardant sprayer system and LED display panel for machine vitals, the HP205 has everything you need and nothing you don't need for super large industrial and commercial pavements.

CODE	DESCRIPTION
HP205	Allen HP205 60" 6-Blade Twin Engine 37HP HP Ride on Trowel machine with Power Steering.



EQUIPMENT - TROWEL MACHINES

ALLEN HDX760 74HP 60" RIDER

The Allen HDX760 rider truly stands alone at in the industry as the leader of the pack with the built-in "IntelliPower" system that controls both the hydraulics and the engine operation. With "IntelliPower", the 74HP Hatz Diesel engine and the Bosch-Rexroth hydraulic components communicate with each other to ensure maximum performance and safety protection for critical engine and hydraulic components.



Professional concrete contractors can now tackle the largest slabs with ease and comfort thanks to the hydrostatic drive train, with all the creature comforts including dual pitch control, LED lights, cruise control and digital LED display panel for accurate fuel levels and diagnostics.

CODE	DESCRIPTION
HDX760	Allen HDX760 60" 6-Blade 74HP Diesel Hydrostatic Ride on Trowel Machine



FORZA 24" EDGING TROWEL MACHINE

The Forza Pro 24" Trowel Machine is a professional series trowel machine that is both compact and lightweight yet robust to withstand the harsh worksite environment. The unit features a rotating ring which enables trowelling close to walls and penetrations.

The 3 fold handle, when folded doubles as a lifting hook and unlike other 24" trowel machines, the F24160 features the throttle, kill switch and pitch control on the handlebar within easy reach of the operator. When fitted with a float pan, this machine can also create a decent stipple finish saving valuable time and effort, especially on larger projects.

The Forza Pro 24" is ideal for finishing small slabs, garages, driveways and pathways.



CODE	DESCRIPTION	ENGINE
F24160	Forza 24" Edging Trowel Machine	Honda GX160



FORZA 30" EDGING TROWEL MACHINE

The Forza Pro 30" Edging trowel machine is a professional series trowel machine ideal for both domestic and light commercial use. The rotating ring enables trowelling close to walls and penetrations and the heavy-duty gearbox is capable of pushing a float pan making it an extremely versatile unit.

The single-piece balanced lifting hook makes it easy and safe to transport the machine on site.



CODE	DESCRIPTION	ENGINE
F30160	Forza 30" Edging Trowel Machine	Honda GX160



EQUIPMENT - TROWEL MACHINES

FORZA PRO 36" TROWEL MACHINE

The Forza Pro 36" machine is our most popular trowel machine in the range. With its Honda/Hatz engine, heavy-duty gearbox and base, single-piece balanced lifting hook, rack and pinion throttle lever and the adjustable handlebar, the Forza Pro 36 is built to last.

This machine is suitable for both panning and finishing and is ideal for house slabs, precast panels, carparks, and suspended slabs.



CODE	DESCRIPTION	ENGINE
F36200	Forza 36" 6HP Walk Behind Trowel Machine	Honda GX200
F36270	Forza 36" 9HP Walk Behind Trowel Machine	Honda GX270
F361B20D	Forza 36" Diesel Walk Behind Trowel Machine	Hatz 1B20



FORZA PRO 40" TROWEL MACHINE

This Forza Pro 40" machine is powered by a 9HP Honda engine providing extra power for panning and extra weight for finishing in warmer weather. With its Honda engine, heavy-duty gearbox and base, single-piece balanced lifting hook, rack and pinion throttle lever and the adjustable handlebar, the Forza Pro 40 is built to last.

The wider finishing areas spread the weight of the machine over a larger area and covers more area per pass meaning you can get off the job earlier.

The Forza Pro 40" is suitable for both panning and finishing and is ideal for residential and commercial work.



CODE	DESCRIPTION	ENGINE
F40200	Forza 40" 6HP Walk Behind Trowel Machine	Honda GX200
F40270	Forza 40" 9HP Walk Behind Trowel Machine	Honda GX270



FORZA PRO 46" TROWEL MACHINE

The Forza Pro 46" is a professional series trowel machine ideally suited to large commercial and industrial applications. With its Honda engine, heavy-duty gearbox and base, single-piece balanced lifting hook, rack & pinion throttle lever and the adjustable handlebar, the Forza Pro 46" is built to last.

We've added a stabilising ring to further strengthen the base and we've extended the adjustable handle to enhance the control of the machine. The Forza Pro 46" is best suited to finishing large residential, commercial, industrial or high rise slabs.



CODE	DESCRIPTION	ENGINE
F46270	Forza 46" 9HP Walk Behind Trowel Machine	Honda GX270
F46390	Forza 46" 13HP Walk Behind Trowel Machine	Honda GX390



EQUIPMENT - TROWEL MACHINES

FORZA HRT168 22HP 36" RIDER

The Forza HRT168 is a small but versatile ride-on. The Honda 22HP engine and the heavy-duty gearbox and spiders make this unit a solid and dependable machine that is capable of both panning and finishing medium to large areas of concrete.

Whilst the HRT168 is a great entry-level machine, it also pairs well with other larger machines. For example, you could use the HRT168 as a dedicated panning machine and use a larger machine for finishing.



CODE	DESCRIPTION
HRT168	Forza 36" Ride-On Trowel Machine



FORZA HRT338M 35HP 46" RIDER

The Forza HRT338 Ride-On trowel machine is perfect for finishing large areas of concrete. With its powerful Vanguard 35HP air-cooled engine, heavy-duty gearboxes and twin 46" 5 blade rotors, this machine will finish large areas with ease.

The elevated operator seat gives a great line of site across the pour making it easier to view any potential flaws in the finish. Whilst this machine is suitable for light panning it is not recommended due to the strain it will put on the machine and the operator. For a dedicated finisher, this is the machine.



CODE	DESCRIPTION
HRT338M	Forza 46" Ride-On Trowel Machine



FORZA HRT888 35HP 46" RIDER

The Forza HRT888 is the ultimate panning and finishing machine. Powered by a 35HP Kubota turbo diesel engine, the HRT888 features a torque converter clutch and heavy-duty gearboxes making it a panning and finishing powerhouse. This beast also has all the creature comforts to go along with it.

The HRT888 features hydraulically assisted joystick controls do the hard work for you and even has a cruise control, 12V outlets to charge your phone, and a drink bottle holders. The elevated operator position gives a great line of the site across the pour making it easier to identify any potential flaws in the finish.



CODE	DESCRIPTION
HRT888MP	Forza 46" Ride-On Trowel Machine with Power Steering



EQUIPMENT - TROWEL MACHINES

HUSQVARNA CT36 TROWEL MACHINE

The Husqvarna CT36-5A is a high quality 36" trowel machine for professional concrete contractors. Powered by a Honda engine, this machine is best suited to small to medium slabs and is capable of both panning and finishing. The CT36 also comes with a suite of safety features to protect the operator and others in the immediate area should the machine get out of control. The transmission brake, electronic safety switch and the engine speed sensor work together to detect and bring the machine to a standstill within 3/4 of a turn if the machine is let go. Furthermore, the unit will not start unless the throttle lever is set to zero to prevent inadvertent rotation of the handle on start-up. The CT36 is also available with variable speed clutch for super low speed panning and high speed finishing.




CODE	DESCRIPTION	ENGINE
CT365	Husqvarna CT36-5A 36" Trowel Machine	Honda GX160
CT368	Husqvarna CT36-8A 36" Trowel Machine	Honda GX240
CT368VP	Husqvarna CT36 -8A 36" Variable Speed Trowel Machine	Honda GX240



HUSQVARNA CT48 TROWEL MACHINE

The Husqvarna CT48-8A walk behind trowel machine is ideal for finishing medium-large commercial and industrial slabs. The unique handle bar design and optimal weight distribution make the CT48 a well balanced, user friendly machine.

The CT48 also comes with a suite of safety features to protect the operator and others in the immediate area should the machine get out of control. The transmission brake, electronic safety switch and the engine speed sensor work together to detect and bring the machine to a standstill within 3/4 of a turn if the machine is let go. Furthermore, the unit will not start unless the throttle lever is set to zero to prevent inadvertent rotation of the handle on start-up. The CT48 is also available with torque convertor clutch for super low speed panning and high speed finishing.



CODE	DESCRIPTION	ENGINE
CT488	Husqvarna CT48-8A 46" Trowel Machine	Honda GX240
CT4813V	Husqvarna CT48-13A-V Variable Speed Trowel Machine	Honda GX390



EQUIPMENT - TROWEL MACHINES

HUSQVARNA CRT36 26HP RIDER

The Husqvarna CRT36 is a high quality USA built ride on trowel machine suited to both panning and finishing. The 26HP engine delivers power through a unique torque converter clutch providing an incredible RPM range of 25-165RPM. The built in wheel kit makes it simple to change blades or pans without lifting equipment and also makes it easy to manoeuvre around site. If required, lifting is also safe and simple thanks to the two balanced lifting hooks on either side of the seat.



Other standard features include; lighting kit, central bearing grease point, easy access to battery compartment, retardant sprayers, adjustable seat and integrated trowel holder.

Whilst only having a relatively small footprint, the CRT36 punches well above it's weight and size in performance and capability. It's a perfect high level entry machine and also works in well when paired for a larger dedicated finisher.

CODE	DESCRIPTION
CRT36	Husqvarna CRT36 Ride-On Trowel Machine



HUSQVARNA CRT4837V 37HP 48" RIDER

The Husqvarna CRT4837V ride on trowel features electro-hydraulic power steering enabling accurate control and virtually fatigue-free operation. The joysticks feature two control modes; standard mode – for operating in confined areas with obstructions, or response mode – for open areas when panning or travelling at higher speeds.



Powered by a 2 cylinder 37HP Vanguard petrol engine, the CRT4837V delivers a wide RPM range thanks to a torque convertor clutch, from 25RPM for low speed panning to 165RPM for high speed finishing. Standard accessories include, retardant sprayers, trowel holder, lighting kit, central grease point, dual lifting hooks and adjustable seat.

Made in USA, the CRT4837V is a high quality, high performance machine and is perfect for panning or finishing medium to large areas of concrete.

CODE	DESCRIPTION
CRT4837V	Husqvarna CRT4837V Ride-On Trowel Machine



EQUIPMENT - TROWEL MACHINES

HUSQVARNA CRT4857K 57HP 48" RIDER

The Husqvarna CRT4857K ride-on trowel machine features electro-hydraulic power steering enabling accurate control and virtually fatigue-free operation. The joysticks feature two control modes; standard response – for operating at low speeds in confined areas, and increase response mode – for panning and finishing large open areas at high speed.

Powered by a 4 cylinder 57HP Kubota petrol engine, the CRT4857K delivers a wide RPM range thanks to a torque converter clutch, from 25RPM for low-speed panning to 150RPM for high-speed finishing. Standard accessories include retardant sprayers, trowel holder, lighting kit, central grease point, dual lifting hooks, and seat adjustment.

Made in the USA, the CRT4857K is a high-quality, high-performance machine and is perfect for panning or finishing medium to large areas of concrete.



CODE	DESCRIPTION
CRT4857K	Husqvarna CRT4857K Ride-On Trowel Machine



HUSQVARNA CRT60X 74HP 60" RIDER

The Husqvarna CRT60X is Husqvarna's largest ride on trowel and features some of the most innovative rider technology available. The unique hydraulic drive system is controlled by a patented computer controller which constantly monitors the engine speed and adjust the hydraulic load accordingly. Along with the hydraulic power steering and pitch control, the CRT60X also features cruise control, LED lights and an electric retardant sprayer system.

Blade and pan changes are also simple and safe thanks to the patented and integrated hydraulic wheel kit. The CRT60X also features forklift slide pockets and twin lifting points either side of the seat for safe loading and unloading on site.



CODE	DESCRIPTION
CRT60X	Husqvarna CRT60X Ride-On Trowel Machine



EQUIPMENT - TROWEL MACHINES

MASTER FINISH 28" POLE TROWEL MACHINE

The lightweight pole trowel machine connects to a bull float pole and enables finishing concrete from the edge of the pour. At only 28kg, the pole trowel machine can begin finishing concrete much earlier than standard walk-behind trowel machines and thanks for a nifty update, the throttle is now controlled by simply twisting the bull float handle.



The clip-on stipple blades, create a great, consistent stipple finish and is ideal for finishing driveways, footpaths, and car parks.

CODE	DESCRIPTION
PTM28MF	MF 28" Pole Trowel Machine



JM 28" POLE TROWEL MACHINE

The JM Pole trowel is the original pole trowel machine. With a range of clip-on blades, this machine is unique and versatile. Clip-on stipple blades make stippling of driveways and pathways a breeze and the clip-on combo blades make flatwork quick and simple. Weighing in at 18.5kg, the JM pole machine is the lightest machine available and comes with additional weights to help to finish in dryer conditions. The Honda GX35's 3500 RPM is reduced to 25-70RPM thanks to compact sealed planetary gearbox making it ideal for finishing driveways, pathways, patios, garage and shed slabs and even permeable paving.



Requires Clip Poles or Telescope Poles. (Sold Separately)

CODE	DESCRIPTION
PTM28JM	JM 28" Pole Trowel Machine



FLEXTOOL 30" POLE TROWEL MACHINE

The Flextool PortaTrowel is a lightweight and portable trowel machine that enables early finishing of concrete and improves operator safety. Unlike other pole trowel machines, the PortaTrowel features a blade pitch function of up to 25 degrees and directional control by simply twisting the extension pole. The robust gearbox, light weight design and the reliable Honda engine, make this unit perfect for finishing driveways, pathways, patios or even garage and shed slabs.



Requires clip poles or telescopic poles. (Sold Separately)

CODE	DESCRIPTION
PTM30FT	FT 30" Pole Trowel Machine



EQUIPMENT - TROWEL MACHINES

FORZA COMBINATION TROWEL MACHINE BLADES

Forza combination trowel machine blades suit most of the common brands of trowel machines including; Forza, Hoppt, Cromellins, Flextool, Masterfinish etc.

Based on the Australian style combination blade, they feature round corners and a single folded edge to prevent marking. They are manufactured from black steel and are best suited to finishing domestic house slabs



CODE	DESCRIPTION
TBF34C	Forza 34" Combination Trowel Machine Blades - Set of 4
TBF36C	Forza 36" Combination Trowel Machine Blades - Set of 4
TBF40C	Forza 40" Combination Trowel Machine Blades - Set of 4



FORZA FINISHING TROWEL MACHINE BLADES

Forza finishing trowel machine blades suit most of the common brands of trowel machines including; Forza, Hoppt, Cromellins, Flextool, Masterfinish etc.

Based on the Australian style finish blade they are a flat blade with rounded corners and a centrally located mounting bar. The centrally located bar allows for the blades to be rotated once one edge has worn to provide a second use. They are best suited for finishing residential slabs and pavements.



CODE	DESCRIPTION
TBF40F	Forza 40" Finishing Trowel Machine Blades-Set of 4



EDGING TROWEL MACHINE BLADES

Edging trowel machine blades look similar to a standard finish blade except that the locator bar is off-set and the blades can't be reversed. They typically feature a rounded end and a slightly folded edge closest to the locator bar.

These blades have a unique bolt pattern and can only be used on edging trowel machine. They'll suit most of the common edging trowel machine brands including: Forza, Hoppt, Allen, Whiteman, Bartell, Barikell, and Flextool.



CODE	DESCRIPTION
TBF24F	Forza 24" Finishing Trowel Machine Blades-Set of 4
TBH30FE	Hoppt 30" Finishing Trowel Machine Blades-Set of 4
TBA36FE	Allen 36" Finishing Edging Trowel Machine Blades - Set of 4



EQUIPMENT - TROWEL MACHINES

BETON COMBINATION TROWEL MACHINE BLADES

Beton combination trowel blades are manufactured in Italy from high quality german steel and suit most of the common trowel machine brands including: Forza, Hoppt, Allen, Whiteman, Cromellins, Flextool, Master Finish, Bartell, Bentonelli, Wacker and Husqvarna.

Based on the American style combination blade, they feature curved corners and bevelled edges to prevent marking.

They are best suited for breaking industrial floors and finishing pavements.



CODE	DESCRIPTION
TBB36C	Beton 36" Combination Trowel Machine Blades - Set of 4
TBB46C	Beton 46" Combination Trowel Machine Blades - Set of 4
TBB46C-5BLADE	Beton 46" Combination Trowel Machine Blades - Set of 5



BETON FINISHING TROWEL MACHINE BLADES

Beton finishing trowel blades are manufactured in Italy from high quality german steel and suit most of the common trowel machine brands including: Forza, Hoppt, Allen, Whiteman, Cromellins, Flextool, Master Finish, Bartell, Bentonelli, Wacker and Husqvarna.

Based on the American style combination blade, they are a flat blade with a central mounting bar. The ends or corners of these blades are bent up slightly to prevent trowelling marks when finishing. The centrally located mounting bar means that once the blade has worn on one edge, the blade can be rotated to the opposing edge for a second use.

They are best suited for finishing industrial floors and pavements.

Beton Blades come standard in silver steel however they're also available in a harder wearing "Blue" steel for longer life.



CODE	DESCRIPTION
TBB36F	Beton 36" Finishing Trowel Machine Blades-Set of 4
TBB46F	Beton 46" Finishing Trowel Machine Blades - Set of 4
TBB46FB	Beton 46" Blue Steel Finishing Trowel Machine Blades-Set of 4
TBB46FB-5BLADE	Beton 46" Blue Steel Finishing Trowel Machine Blades-Set of 5



BETON WIDE FINISHING TROWEL MACHINE BLADES

Wide finishing blades to suit most common 46" Ride-on Trowelling machines including Hoppt, Allen, Whiteman, Flextool, Bartell, Bentonelli, & Husqvarna.

As the name suggests, wide finish blades are wider than standard finishing blades and are designed to be used with large ride-on trowelling machines. The wider and slightly thicker blades better support the weight of the machine, last longer and burn better than standard finish blades. Conveniently packaged in a set of 5, perfect for 5 blade rotors.



CODE	DESCRIPTION
TBB46WB-5BLADE	Beton 46" Wide Finishing Trowel Machine Blades-Set of 5



EQUIPMENT - TROWEL MACHINES

FLOAT PANS

Float pans clip on to the blades of a trowel machine without any extra fasteners. They typically used to “break” a slab in the initial passes. The pans create suction and pull slurry to the surface. They also fill or cut any imperfections left from screeding and bull floating. The smaller 24 and 30” pans can be used to create a low stipple finish a great alternative to hand stippling.

Finally, we stock both flat and super flat pans. Flat pans have a small dish in pan which puts less load on the machine but won’t leave as flat finish as a super flat pan. These pans can be identified by the lip at the edge of the pan. A 45-degree lip means a flat pan a 90-degree lip means a Super flat pan.



EQUIPMENT

CODE	DESCRIPTION
FPB24SZ	Beton 24" (600mm) Float Pan
FPB30SZ	Beton 30" (750mm) Float Pan
FPB36SZ	Beton 36" (900mm) Float Pan - Z Clip
FPA36E	Allen 36" (900mm) Edging Float Pan - Z Clip
FPB40SZ	Beton 40" (1000mm) Float Pan - Z Clip
FPB464SP	Beton 46" (1200mm) 4-Blade Super Flat Float Pan - Pin & Clamp
FPB464FZ	Beton 46" (1200mm) 4 Blade Float Pan - Z Clip
FPB464SZ	Beton 46" (1200mm) Super Flat 4 Blade Float Pan - Z Clip
FPB465SZ	Beton 46" (1200mm) Super Flat 5 Blade Float Pan - Z Clip



PLASTIC FINISHING TROWEL MACHINE BLADES

Plastic blades, often called Teflon blades are a unique blade that is only used in the final stages of finishing concrete. They are used to create a “Light Coloured” burnt finish.

Conventional burn finishing with steel blades leaves the surface darker as a result of the steel filings from the blades darkening the concrete. When burning with Plastic or Teflon blades, the resulting finish is a light coloured creamy finish.

However, the finishing process is quite different. When finishing with plastic blades, the concrete needs to be floated and trowelled in the same way that a traditional burnt finish would be prepared. Plastic blades are only used in the final stages once the surface is closed up and ready to burn.



CODE	DESCRIPTION
TBB24FP	Beton 24" Plastic Trowel Machine Blades - Set of 4
TBB36FP	Beton 36" Plastic Trowel Machine Blades - Set of 4
TBB46FP	Beton 46" Plastic Trowel Machine Blades - Set of 4
TBA46FP	Allen 46" Finish Plastic 6"x18"



EQUIPMENT - TROWEL MACHINES

SPECIALTY TROWEL MACHINE BLADES

Due to the unique capabilities of pole troweling machine, they require unique blades suited specifically to them. They also have a range clip on blades for different applications. The flexible combination blades simply slide over the existing finish blades and a great for breaking or floating the concrete. The clip on stipple blades turn your pole trowel machine into a stippling powerhouse. The range below only suits the Master Finish and JM pole trowelling machines.



CODE	DESCRIPTION
TBJM24CLIP	24" Clip On Flexible Combination Blades Set of 4 - To Suit pole trowel machine
TBJM24STIP	24" Clip on Stipple Blades Set of 4 - To suit pole trowel machine
TBJM24F	JM Pole Trowel Machine Finish Blades - Set of 4



ROTARY SCRUBBER MOUNTS

The rotary scrubber system is a revolutionary innovation to transform your power trowel into a powerful scrubbing machine. They are ideal for removing coatings, cleaning concrete surfaces and preparing precast tables. We've developed mounts for most walk behind and ride on trowel machines from 34" all the way up to 46". The mount features an offset bearing which enables the brush to spin with the trowel machines arm while revolving the opposite way on its own axis. This creates the unique planetary scrubbing action that makes these scrubbers so effective.



CODE	DESCRIPTION	
RSBM3440	34"/40" Rotary Scrubber Mount	1 Required per blade arm
RSBM36	36"/46" Rotary Scrubber Mount	1 Required per blade arm



ROTARY SCRUB BRUSH

The wire rotary brush bolts on to the scrubber mount and is perfect for cleaning down smooth surfaces. The wire brush is our most common brush and is commonly used for cleaning down precast tables to remove concrete spatter and silicon from previous pours. They are also ideal for cleaning factory floors especially after tilt up panels have been poured on site. Rotary scrubber mounts are sold separately.



CODE	DESCRIPTION	
RSBW	350mm Wire Rotary Brush	1 Required per blade arm



EQUIPMENT - TROWEL MACHINES

ENGINE COVER

Protect your valuable equipment from rain, dust and dirt with an Allcon engine cover. These engine covers are made from a heavy duty coated canvas and feature an elastic skirt with hooks to secure to your machine. The Allcon engine cover will fit most small engines from 5.5HP up to 13HP.



CODE	DESCRIPTION
ENC	Red Allcon Engine Cover

TROWEL BLADE SELECTION GUIDE

Brand	Model	Blade Length	Ref
Allen	PRO424E	230mm	TBF24F
	PRO430E	262.5mm	TBA30F
	PRO436	355mm	TBB36C/F
	PRO436E	355mm	TBA36FE
	PRO446	455mm	TBB46C/F
Bartell	B424	230mm	TBF24F
	B430	270mm	-
	B436/BC436	355mm	TBB36C/F
	B440	375mm	TBF40C/F
	B446/BC446	455mm	TBB46C/F
Betonelli	BN424	230mm	TBF24F
	BN436	355mm	TBB36C/F
	BN446	455mm	TBB46C/F
Cromellins	CPT24	230mm	TBF24F
	CPT34	325mm	TBF34C
	CPT40	375mm	TBF40C/F
Flextool	FP424	230mm	TBF24F
	FT34	325mm	TBF34C
	FT40	375mm	TBF40C/F
	FP436	355mm	TBB36C/F
	FP440	355mm	TBF36C/F
Forza	FP446	455mm	TBB46C/F
	F24	230mm	TBF24F
	F30	270mm	TBH30FE
	F36	355mm	TBB36C/F
	F40	375mm	TBF40C/F
Hoppt	F46	455mm	TBB46C/F
	TOL60G	230mm	TBF24F
	TOL75G	270mm	TBH30FE
	TOL34A	325mm	TBF34C
	TOL40A	375mm	TBF40C/F
	TOL90G	355mm	TBB36C/F
	TOL100G	375mm	TBF40C/F
TOL120G	455mm	TBB46C/F	

Brand	Model	Blade Length	Ref
Husqvarna	MCT36-5	355mm	TBB36C/F
	CT36	355mm	TBB36C/F
	CT48	455mm	TBB46C/F
	MF424	230mm	TBF24F
Master Finish	HS34-18	325mm	TBF34C
	MF436	355mm	TBB36C/F
	HS40-18	375mm	TBF40C/F
	MF440	355mm	TBB36C/F
	MF446	455mm	TBB46C/F
MBW	F36	355mm	TBB36C/F
	F46	455mm	TBB46C/F
OX	PT24	230mm	TBF24F
	PT34	325mm	TBF34C
	PT36	355mm	TBB36C/F
	PT40	375mm	TBF40C/F
Vortex	PT46	455mm	TBB46C/F
	VT24	230mm	TBF24F
	VT36	355mm	TBB36C/F
Whiteman	VT46	455mm	TBB46C/F
	CA4HC	230mm	TBF24F
	J30	270mm	-
	J36	355mm	TBB36C/F
	B46	455mm	TBB46C/F
Wacker Neuson	HDA48	455mm	TBB46C/F
	CT24	230mm	TBF24F
	CT36	355mm	TBB36C/F
	CT48	455mm	TBB46C/F

CUTTING, DRILLING & GRINDING	148
DECORATIVE TOOLS	152
MEASURING & MARKING	155
PLACING & FINISHING TOOLS	158
REBAR PROCESSING	173
STRIKING & DEMOLITION	176
SITE TOOLS	178

03

HAND TOOLS





HAND TOOLS - CUTTING DRILLING & GRINDING

CIRCULAR SAW BLADES

A good quality circular saw blade can make the difference between a good result and a great result when it comes to cutting formply. A good quality blade will help to avoid chipping and ultimately lead to a clean cut and join. We stock circular saw blades to suit most saws; from 160mm battery saws to 9 1/4" powered circular saws.



CODE	DESCRIPTION
CSB16020T	Aussaw Raider 160mm Circular Saw Blade
CSBM18424	Aussaw Raider 185mm Circular Saw Blade
CSBM23520	Aussaw Raider 235mm Circular Saw Blade



CUT OFF WHEELS

The steel reinforcing is what gives concrete its tensile strength. When preparing concrete, the steel reinforcing often needs to be cut to size. Abrasive metal cut-off wheels are ideal for cutting reinforcing mesh and bar. We stock a wide range of sizes from 4" ultra-thin blades to 16" high-speed blades for demo saws.



CODE	DESCRIPTION	PACK QTY
CWM4	100mm (4") Ultra Thin Metal Cut Off Blade	25
CWM5	125mm (5") Ultra Thin Metal Cut Off Blade	25
CWM7	175mm (7") Metal Cut Off Blade	25
CWM9	230mm (9") Metal Cut Off Blade	50
CWM142538	350mm (14") High Speed Metal Cut Off Blade	10
CWM162544	400mm (16") High Speed Metal Cut Off Blade	5



DRIVER BITS

Driver bits are used in impact drivers and drills to drive in threaded fasteners. Most timber screws used in formwork and concreting feature a 5/16" or 3/8" hex drive. Our drivers include a magnet inside the holder to help hold the fastener whilst drilling.



CODE	DESCRIPTION
DBNS516	5/16 x 65mm Hex Drive Nutsetter Driver Bit
DBNS38	3/8 x 65mm Hex Drive Nutsetter Driver Bit



HAND TOOLS - CUTTING DRILLING & GRINDING

SDS PLUS MASONRY DRILL BIT

Masonry drill bits feature a hardened chisel-shaped head and are specifically designed to drill through concrete, brick and masonry. Most rotary hammer drills require an SDS-type shank. Smaller battery rotary hammer drills usually accept SDS Plus, whilst larger electric hammer drills require the larger SDS Max shank. These unique shanks allow the bit to move back and forward in the drill increasing the drilling speed.

Other Sizes Available.



CODE	DESCRIPTION
SDSP5160	5mm X 160mm SDS Plus 2 Cutter Masonry Drill Bits
SDSP55160	5.5mm X 160mm SDS Plus 2 Cutter Masonry Drill Bits
SDSP6110	6mm x 110mm SDS Plus 2 Cutter Masonry Drill Bits
SDSP6160	6mm x 160mm SDS Plus 2 Cutter Masonry Drill Bits
SDSP65260	6.5mm X 260mm SDS Plus 2 Cutter Masonry Drill Bits
SDSP7110	7mm X 110mm SDS Plus 2 Cutter Masonry Drill Bits
SDSP7250	7mm X 250mm SDS Plus 2 Cutter Masonry Drill Bits
SDSP8160	8mm X 160mm SDS Plus 2 Cutter Masonry Drill Bits
SDSP8210	8mm X 210mm SDS Plus 2 Cutter Masonry Drill Bits
SDSP9160	9mm X 160mm SDS Plus 2 Cutter Masonry Drill Bits
SDSP10160	10mm X 160mm SDS Plus 2 Cutter Masonry Drill Bits
SDSP10210	10mm X 210mm SDS Plus 2 Cutter Masonry Drill Bits
SDSP11160	11mm X 160mm SDS Plus 2 Cutter Masonry Drill Bits
SDSP11260	11mm X 260mm SDS Plus 2 Cutter Masonry Drill Bits
SDSP12210	12mm X 210mm SDS Plus 2 Cutter Masonry Drill Bits
SDSP12260	12mm X 260mm SDS Plus 2 Cutter Masonry Drill Bits
SDSP13160	13mm X 160mm SDS Plus 2 Cutter Masonry Drill Bits
SDSP13210	13mm X 210 mm SDS Plus 2 Cutter Masonry Drill Bits
SDSP14160	14mm X 160mm SDS Plus 2 Cutter Masonry Drill Bits
SDSP14260	14mm X 260mm SDS Plus 2 Cutter Masonry Drill Bits
SDSP15160	15mm X 160mm SDS Plus 2 Cutter Masonry Drill Bits
SDSP15260	15mm X 260mm SDS Plus 2 Cutter Masonry Drill Bits
SDSP16210	16mm X 210mm SDS Plus 2 Cutter Masonry Drill Bits
SDSP16260	16mm X 260mm SDS Plus 2 Cutter Masonry Drill Bits
SDSP17210	17mm X 210mm SDS Plus 2 Cutter Masonry Drill Bits
SDSP18300	18mm X 300mm SDS Plus 2 Cutter Masonry Drill Bits
SDSP18450	18mm X 450mm SDS Plus 2 Cutter Masonry Drill Bits
SDSP19200	19mm X 200mm SDS Plus 2 Cutter Masonry Drill Bits
SDSP19450	19mm X 450mm SDS Plus 2 Cutter Masonry Drill Bits
SDSP20300	20mm X 300mm SDS Plus 2 Cutter Masonry Drill Bits
SDSP20450	20mm X 450mm SDS Plus 2 Cutter Masonry Drill Bits
SDSP22450	22mm X 450mm SDS Plus 2 Cutter Masonry Drill Bits
SDSP24250	24mm X 250mm SDS Plus 2 Cutter Masonry Drill Bits
SDSP24450	24mm X 450mm SDS Plus 2 Cutter Masonry Drill Bits
SDSP25250	25mm X 250mm SDS Plus 2 Cutter Masonry Drill Bits
SDSP25600	25mm X 600mm SDS Plus 2 Cutter Masonry Drill Bits
SDSP26450	26mm X 450mm SDS Plus 2 Cutter Masonry Drill Bits

HAND TOOLS - CUTTING DRILLING & GRINDING

SDS MAX MASONRY DRILL BIT

Masonry drill bits feature a hardened chisel-shaped head and are specifically designed to drill through concrete, brick, and masonry. Manufactured in Germany, these drill bits feature a centering 4 cutter chisel head and multi-flute spiral for maximum drilling capacity.

These drill bits have an SDS Max shank which typically suits large electric rotary hammer drills. The SDS Max shank enables the bit to move back and forward under the hammering action of the drill increasing the drilling speed.



CODE	DESCRIPTION
SDSM14340	14mm X 340mm SDS Max 4 Cutter Masonry Drill Bit
SDSM14540	14mm X 540mm SDS Max 4 Cutter Masonry Drill Bit
SDSM15340	15mm X 340mm SDS Max 4 Cutter Masonry Drill Bit
SDSM15540	15mm X 540mm SDS Max 4 Cutter Masonry Drill Bit
SDSM16340	16mm X 340mm SDS Max 4 Cutter Masonry Drill Bit
SDSM16540	16mm X 540mm SDS Max 4 Cutter Masonry Drill Bit
SDSM18340	18mm X 340mm SDS Max 4 Cutter Masonry Drill Bit
SDSM18540	18mm X 540mm SDS Max 4 Cutter Masonry Drill Bit
SDSM20320	20mm X 320mm SDS Max 4 Cutter Masonry Drill Bit
SDSM20520	20mm X 520mm SDS Max 4 Cutter Masonry Drill Bit
SDSM22320	22mm X 320mm SDS Max 4 Cutter Masonry Drill Bit
SDSM22520	22mm X 520mm SDS Max 4 Cutter Masonry Drill Bit
SDSM24320	24mm X 320mm SDS Max 4 Cutter Masonry Drill Bit
SDSM24520	24mm X 520mm SDS Max 4 Cutter Masonry Drill Bit
SDSM25320	25mm X 320mm SDS Max 4 Cutter Masonry Drill Bit
SDSM25520	25mm X 520mm SDS Max 4 Cutter Masonry Drill Bit
SDSM28370	28mm X 370mm SDS Max 4 Cutter Masonry Drill Bit
SDSM28570	28mm X 570mm SDS Max 4 Cutter Masonry Drill Bit
SDSM30370	30mm X 370mm SDS Max 4 Cutter Masonry Drill Bit
SDSM30570	30mm X 570mm SDS Max 4 Cutter Masonry Drill Bit
SDSM32370	32mm X 370mm SDS Max 4 Cutter Masonry Drill Bit
SDSM32570	32mm X 570mm SDS Max 4 Cutter Masonry Drill Bit
SDSM35370	35mm X 370mm SDS Max 4 Cutter Masonry Drill Bit
SDSM35570	35mm X 570mm SDS Max 4 Cutter Masonry Drill Bit
SDSM37570	37mm X 570mm SDS Max 4 Cutter Masonry Drill Bit
SDSM38370	38mm X 370mm SDS Max 4 Cutter Masonry Drill Bit
SDSM38570	38mm X 570mm SDS Max 4 Cutter Masonry Drill Bit
SDSM40370	40mm X 370mm SDS Max 4 Cutter Masonry Drill Bit
SDSM40570	40mm X 570mm SDS Max 4 Cutter Masonry Drill Bit
SDSM45570	45mm X 570mm SDS Max 4 Cutter Masonry Drill Bit
SDSM50570	50mm X 570mm SDS Max 4 Cutter Masonry Drill Bit

HAND TOOLS - CUTTING DRILLING & GRINDING

DISPOSABLE BOX CUTTER KNIFE

This economy knife features an all-plastic body with an 18mm quick snap blade. The knife also features a blade snapper at the rear of the body for the safe removal of used blades.

These knives are perfect for many applications including cutting tape and polythene underlay. Keep a box on your truck so you always have a knife handy when you need it.



CODE	DESCRIPTION	BOX QTY
AK	Orange 18mm Plastic Box Cutter Knife	24



T-REX HAND SAW

The T-Rex hand saw by Sterling features triple ground shark point teeth for fast cuts even in hardwood. The hardened teeth are durable and will cut a wide range of materials including timber, laminated boards, and PVC Pipe. The rubber grip is also comfortable and secure and has a 90° and 45° angle guide for marking out.



CODE	DESCRIPTION
HSTREX22	T-Rex 550mm Hardpoint Hand Saw



GENERAL PURPOSE SCISSORS

It may seem strange that a contractor may use scissors but when laying decorative stencil paving, scissors are ideal for trimming the stencil to length and shape. These scissors feature an ergonomic handle for comfort and sharp stainless steel blades.



CODE	DESCRIPTION
SCIS	General Purpose Scissors



HAND TOOLS - DECORATIVE TOOLS

PAINT ROLLER FRAMES

Paint roller frames are designed to accept a disposable roller cover and are ideal for applying coatings such as acrylic sealers, epoxies, and polyurethanes. The heavy-duty plastic handle is comfortable and if required, can be fitted to an extension pole so it can be used in the upright position.

230mm rollers also have one unique advantage; they fit inside most standard 20L drums.



CODE	DESCRIPTION
PRF230	230mm Paint Roller Frame



PAINT ROLLER COVERS

These Australian made roller covers will fit most roller frames and are ideal for applying water-based or solvent-based coatings including acrylic sealers, epoxies, and polyurethanes. Whilst only budget roller covers, they're ideal as a single-use cover that is economical and can be disposed of at the end of the job.



CODE	DESCRIPTION
PRC223	230mm Roller Cover - Twin Pack
PRC1023	230mm Roller Cover - 10 Pack



PAINT ROLLER & TRAY KITS

The paint tray kit has everything you need to get started applying. It includes a sturdy plastic paint tray, Heavy Duty Roller frame, and a roller cover with a 10mm nap. The roller also features a threaded end on the handle to accept a paint roller extension handle so it can be used in the upright position.



CODE	DESCRIPTION
PTRK230	230mm Paint Tray Kit



HAND TOOLS - DECORATIVE TOOLS

PAINT ROLLER EXTENSION HANDLE

This timber extension handle will screw directly into any standard paint roller and enable the user to use the roller in the upright position. This is perfect for applying floor coatings such as acrylic sealers, epoxies, and polyurethanes.



CODE	DESCRIPTION
PREH	Paint Roller Extension Handle



SEALER BROOMS

Sealer brooms are ideal for applying acrylic sealers to irregular surfaces such as slate patterned concrete. Unlike standard household brooms, these bristles are solvent resistant and won't break down in solvent. The bristles of the broom will generally harden in between coats however a quick dip in the solvent will rejuvenate the bristles and you're good to go. Handles are also available to suit however they will fit most standard broom handles if required.



CODE	DESCRIPTION	BOX QTY
BSBH	Sealer Broom Head	6
HSB	Sealer Broom Handle	-



PADDLE MIXER

Making sure a product is mixed correctly goes a long way to ensure the consistency of coatings and cementitious products. Using a paddle mixer will not only be quicker but will also ensure a consistent mix. Our paddle mixers are designed to work with any power or battery drill and feature dual fins on either side to ensure consistency.



CODE	DESCRIPTION
PMIX	Dual Fin Paddle Mixer with Hex Shaft



PAINT BRUSHES

Our budget range of paintbrushes has been specifically selected as a low-cost option when applying concrete sealers, flexible coatings, and waterproofers.



CODE	DESCRIPTION	BOX QTY
BRUP75	75mm Poly Handle Paint Brush	6
BRUP100	100mm Poly Handle Paint Brush	6



HAND TOOLS - DECORATIVE TOOLS

PAINT SCRAPERS

Whilst paint scrapers are often used for removing paint from surfaces, our customers also use them for applying cementitious patching compounds such as fairing coat and patching mortar. The flexible blade helps force the compound into spalled concrete surfaces to ensure a good bond and tight patch.



CODE	DESCRIPTION
PS50	50mm Timber Handle Paint Scraper
PS100	100mm Timber Handle Paint Scraper



STENCIL ROLLERS

Stencil rollers help embed paper stencils into wet concrete when pouring stencil patterned concrete. The aluminium frame is adjustable and can accept covers up to 460mm wide. In order to use a stencil roller, a separate stencil roller texture cover is also required. (Sold separately)




CODE	DESCRIPTION
SRFM	Stencil Roller Adjustable Frame
SRTC	Stencil Roller Texture Cover



COLLAPSIBLE VOID FORMER SPECIFIED ON YOUR PROJECT?

WHY USE VOID FORMER?

Reactive soils occur extensively across Australia and expand and contract when impacted by moisture. Void former is designed to breakdown over time leaving a space between the soil and the building foundation. This reduces the risk of reactive soils impacting on the slab or causing damage to the structure in future.



**WE CAN DELIVER DIRECT TO YOUR SITE
- ASK US FOR YOUR PROJECT RATE -**

**FIND FORM-A-VOID
ON PAGE 49**

HAND TOOLS - MEASURING & MARKING

OX 30M METAL BODY CHALK LINE

The Ox Aluminium chalkline is a professional chalk line reel for marking straight lines on a wide range of surfaces. The durable zinc alloy case houses to 30m of line and the winder can be locked at any position to tension the line.

The unit can also be used as a makeshift plumb bob for plumbing vertical lines.



CODE	DESCRIPTION
CLOXM30	Ox 30m Metal Body Chalk Line



MARKING CRAYONS

Leviathan Lumber crayons are ideal for marking reinforcing, timber and concrete. Packaged in a box of 12 and available in a range of colours, lumber crayons are an economical marking alternative where conventional pencils and markers fall short.



CODE	DESCRIPTION	BOX QTY
CRAYLRED	Leviathan Lumber Crayons - Red	12
CRAYLWHI	Leviathan Lumber Crayons - White	12
CRAYLYEL	Leviathan Lumber Crayons - Yellow	12



CARPENTERS PENCILS

Staedtler Carpenters pencils are perfect for marking timber and concrete during site set out and construction. The red pencil features a medium graphite pencil core which is ideal for general purpose marking on timber and concrete. The green pencil features a hard graphite core and is best suited for marking on concrete. The oval-hexagonal pencil design is comfortable to use and easy to sharpen with a utility knife or dedicated sharpener.

Only sold in a pack of 12 pencils.



CODE	DESCRIPTION	CORE	PACK QTY
PENCILR	Staedtler Carpenters Pencil - Red	Medium	12
PENCILG	Staedtler Carpenters Pencil - Green	Hard	12



HAND TOOLS - MEASURING & MARKING

SPIRIT LEVELS

Spirit levels are essential for checking the vertical and horizontal alignment and for general-purpose layout and marking of straight lines. Most levels include two-level vials, one for checking the vertical level and another set perpendicular for checking the horizontal level. Most spirit levels are typically made from a high-quality aluminium section and available from 600mm to 2400mm.



CODE	DESCRIPTION
SLO600	Ox Pro 600mm Spirit Level
SLO1200	Ox Pro 1200mm Spirit Level
SLO1800	Ox Pro 1800mm Spirit Level
SLO2400	Ox Pro 2400mm Spirit Level



STRINGLINES

Stringlines have been used for centuries to mark out straight lines in construction projects. We specifically stock the #12 guage stringline as it is much easier to see compared to other thinner/budget stringlines.



CODE	DESCRIPTION	BOX QTY
SL100FLL	100m #12 Stringline - Fluoro Lime	10
SL500	500m #12 Stringline - Fluoro Lime	1



RETRACTABLE BUDGET TAPE MEASURE

A concretors tape measure normally doesn't have an easy life, dragging through concrete, cement, mud, and dust which doesn't exactly improve them... and furthermore, they have a nasty habit of going AWOL just when you need them. That's why we introduced the Boston budget tape measures. Featuring a 25mm steel blade with clearly defined metric markings, a triple riveted end hook, and a rubber enclosed casing with a blade lock. The yellow casing also makes it stand out from its surroundings so you can always find them when you need them.



CODE	DESCRIPTION	BOX QTY
TMB8	Boston 8m Tape Measure	12
TMB10	Boston 10m Tape Measure	12



HAND TOOLS - MEASURING & MARKING

TAJIMA OPEN REEL STEEL TAPE MEASURE

Tajima Engineer Super open-reel steel tape measures are a high quality, Japanese-made tape. The nylon-coated steel tape is highly abrasion resistant and will not stretch. The tape is housed in a robust plastic housing with a steel-reinforced folding handle for quick retrieval.



CODE	DESCRIPTION
TMTORS30	Tajima 30m Open Reel Steel Tape Measure
TMTORS50	Tajima 50m Open Reel Steel Tape Measure
TMTORS100	Tajima 100m Open Reel Steel Tape Measure

CON-FORM PLASTIC FORMWORK



THE #1 PAVEMENT FORMWORK SYSTEM

- ✓ Light weight
- ✓ Rigid, Flex & Super Flex Boards
- ✓ Board heights from 75-300mm
- ✓ Seamless board connection
- ✓ Tool-free height adjustment
- ✓ Twist and lock camlock system
- ✓ No nailing / de-nailing
- ✓ No power tools required
- ✓ Stays straight - no twist or warp
- ✓ Not affected by weather
- ✓ Safer to carry
- ✓ 7 Year Guarantee!!!

FIND CON-FORM ON PAGE 20

HAND TOOLS - PLACING & FINISHING TOOLS

BOSTON ALUMINIUM BULLFLOAT

Boston aluminium bullfloats are manufactured in Australia and feature a tilt mechanism allowing the user to control the pitch on the float. The tilt mechanism connects to most standard bullfloat poles however an adapter may be required to suit some bullfloat handles.

Bullfloats are used to float the concrete after screeding to remove any high or low areas as well as removing the marks left from screeding. The wide base of the bullfloat also draws moisture to the surface helping to cure the concrete.



CODE	DESCRIPTION
BFEF900	900mm Boston Aluminium Bullfloat
BFEF1200	1200mm Boston Aluminium Bullfloat
BFEF1500	1500mm Boston Aluminium Bullfloat
BFEF1800	1800mm Boston Aluminium Bullfloat



BOSTON TELESCOPIC BULLFLOAT HANDLE

The Boston Telescopic bullfloat handle connects to a range of concreting tools such as bullfloats, fresnos, finish brooms, groovers, edgers etc. The handle is adjustable in length from 2.75m to 5m and can be locked off at any position by tightening the collet. The handle includes an adapter to connect to a wide range of tools and can be quickly disconnected using the spring button clip. Some contractors find it easy to leave the adapter fixed to their tools, additional adapters are available for purchase.



CODE	DESCRIPTION
BFBOSTELE	Boston Telescopic Bullfloat Handle



BOSTON ALUMINIUM BULLFLOAT CLIP HANDLES

Boston aluminium clip handles are available in 1.8m lengths and are designed to clip into each other to achieve the desired length. They will clip into most concreting tools such as bullfloats, fresnos, finish brooms, groovers, edgers etc. however they may require an additional adapter to connect to some tools. 35mm Poles suit most standard bullfloats, walking tools and fresno's whereas the 45mm suit larger heavy duty bullfloats, channel floats, check rod's and bump cutters.



CODE	DESCRIPTION
BFEFCH1835	Boston 35mm x 1.8m Aluminum Clip Handle
BFEFCH1845	Boston 45mm x 1.8m Aluminium Clip Handle



HAND TOOLS - PLACING & FINISHING TOOLS

BOSTON BULLFLOAT ADAPTORS

Bullfloat handles can be adapted to suit a wide range of finishing tools with the use of a bullfloat adaptor. They also make it easy to switch between tools with the push of a button.

The Boston Telescopic adaptor connects to the Boston telescopic handle and is designed to connect to a standard bullfloat, fresno or walking trowel.

Boston Clip adaptors connect to the Boston 35mm aluminium clip handles and is designed to connect to a standard bullfloat, fresno or walking trowel.



CODE	DESCRIPTION
BFBOSAD	Boston Telescopic Adapter
BFEFADL	Boston Clip Adapter - Long



BOSTON WALKING TOOL ADAPTOR

The Boston walking tool adaptor enables connection between a walking tool such as a walking edger, groover, stipple or trowel. The bracket attaches to the tool using a bolt and wing nut whilst the other end clips into the Boston 35mm clip handle.



CODE	DESCRIPTION
EXSLA	Boston Clip Handle Walking Tool Adapter



BOSTON EDGERS

Radius edgers are designed to finish the edges of freshly placed concrete by creating a rolled edge. They can also be used to create a highlight between the edge and a textured finish to create a clean transition line.

Boston Edgers have been specifically sourced by our team at Allcon to ensure you have a high-quality tool that will last the distance whilst not compromising on value.

The edger is manufactured from high-quality carbon steel for longer blade life and the plastic handle is comfortable to use and easy to clean.



CODE	DESCRIPTION	SIZE (LxW)	BOX QTY
EDB700	Boston 700 Edger - 12mm Radius	150x230mm	6
EDB701	Boston 701 Edger - 25mm Radius	150x230mm	6
EDB702	Boston 702 Edger - 12mm Radius	112x175mm	6
EDB703	Boston 703 Edger - 25mm Radius	112x175mm	6
EDB706	Boston 706 Edger - 10mm Radius	100x150mm	6
EDB708	Boston 708 Edger - 20mm Radius	140x200mm	6



HAND TOOLS - PLACING & FINISHING TOOLS

BESCON EDGERS

Radius edgers are designed to finish the edges of freshly placed concrete by creating a rolled edge. They can also be used to create a highlight between the edge and a textured finish creating a clean transition line.

Bescon edgers are manufactured from high-quality Stainless Steel and feature an ergonomic poly handle that is comfortable to use, easy to control and is super easy to clean.

Bescon tools are 100% Australian Made and come with a lifetime warranty against defective material or workmanship.



CODE	DESCRIPTION	SIZE (LxW)	BOX QTY
EDB05	Bescon FTED05 Edger - 16mm Radius	75X145mm	6
EDB06	Bescon FTED06 Edger - 10mm Radius	75X145mm	6
EDB09	Bescon FTED09 Edger - 16mm Radius	100x145mm	6
EDB10	Bescon FTED 10 Edger - 10mm Radius	100x145mm	6
EDB12	Bescon FTED12 Edger - 10mm Radius	140x195mm	6
EDB13	Bescon FTED13 Edger - 16mm Radius	140x195mm	6
EDB14	Bescon FTED14 Edger - 3mm Radius	130x195mm	6



BESCON PANEL EDGER

Panel edgers are often called fillet edgers and are used to create a 45° chamfer on the edge of freshly laid concrete. They are typically used to mimic a fillet edge on precast panels.

Bescon edgers are manufactured from high-quality Stainless Steel and feature an ergonomic poly handle that is comfortable to use, easy to control and is super easy to clean.

Bescon tools are 100% Australian Made and come with a lifetime warranty against defective material or workmanship.



CODE	DESCRIPTION	SIZE (LxW)	BOX QTY
EDB16	Bescon FTEP16 Panel Edger - 10mm Depth	110X145mm	6
EDB17	Bescon FTEP17 Panel Edger - 20mm Depth	140x195mm	6




BESCON GARAGE LIP TOOL

The Bescon garage lip tool, often called a 'funky edger', is used to create a lip at the front of a garage for the roller door to sit on. This lip prevents water from running under the garage door into the garage.

Bescon edgers are manufactured from high-quality Stainless Steel and feature an ergonomic poly handle that is comfortable to use, easy to control and is super easy to clean.

Bescon tools are 100% Australian Made and come with a lifetime warranty against defective material or workmanship.



CODE	DESCRIPTION	SIZE (LxW)	BOX QTY
EDBCG125	Bescon FTCTG125 Garage Lip Tool	200x190mm	6



HAND TOOLS - PLACING & FINISHING TOOLS

BESCON CHANNEL EDGER

The Bescon channel edger combines an edger and channel tool together to form a channel running parallel to the edge of the concrete.

Bescon edgers are manufactured from high quality Stainless Steel and feature an ergonomic poly handle which is comfortable to use, easy to control and is super easy to clean.

Bescon tools are 100% Australian Made and come with a lifetime warranty against defective material or workmanship.

Channel Dimensions: 160mm wide, 30mm Deep

Channel distance from Edge: 50mm



CODE	DESCRIPTION	BOX QTY
EDBCE132	Bescon FTCE132 Channel Edger - 10mm Radius	4



BOSTON FINISH BROOMS

Boston Finish brooms are specifically designed to create a textured finish on fresh concrete. The wide aluminium-backed broom connects to a standard 35mm clip handle. Should the broom become damaged or worn, the brush can be simply removed and replaced or upgraded to a different texture brush.



CODE	DESCRIPTION	WIDTH
FBEFSC	Boston Soft Finish Broom with Clip Adapter	900mm
FBEFMC	Boston Medium Finish Broom with Clip Adapter	900mm
FBEFFC	Boston Firm Finish Broom with Clip Adapter	900mm
FBEFSRB	Boston Soft Finish Broom Replacement Brush	900mm
FBEFMRB	Boston Medium Finish Broom Replacement Brush	900mm
FBEFFRB	Boston Firm Finish Broom Replacement Brush	900mm



BOSTON MAGNESIUM FLOAT

Boston Magnesium floats are used to close up the concrete around the perimeter of a pour. Often the perimeter of a slab is difficult to float properly with a bullfloat which is where a hand float is required. The magnesium float beds down the aggregate bringing slurry to the surface helping to cure the concrete and provide a better surface for finishing.

Boston Mag floats also come with a soft grip handle for ultimate comfort and control. The handle is also fastened using long screw fastenings to ensure a robust and reliable mag float.



CODE	DESCRIPTION	BOX QTY
FMB16	Boston 16" (400mm) Mag Float	4
FMB20	Boston 20" (450mm) Mag Float	4



HAND TOOLS - PLACING & FINISHING TOOLS

BOSTON WALKING TROWEL

The Boston walking trowel is stainless steel round-ended trowel with a single direction pivot attachment. The pivot connects to a bull float pole and is used to trowel the surface of concrete in a large sweeping motion. They are typically used to close up and finish house slabs.



CODE	DESCRIPTION
WTEF600C	Boston 600mm Walking Trowel with Clip Adaptor
WTEF600TS	Boston 600mm Walking Trowel with Tele Adaptor
WTEF900C	Boston 900mm Walking Trowel with Clip Adaptor
WTEF1200C	Boston 1200mm Walking Trowel with Clip Adaptor




BOSTON FRESNO TROWEL

Boston tilt fresnos are stainless steel round-ended trowel and feature a bull float mechanism fixed to the centre of the trowel. This mechanism attaches to a bull float handle and allows the user to pass the trowel out over the surface, controlling the pitch by twisting the handle.

Fresno's are often used to trowel the concrete smooth before applying exposed retarder. The trowel helps bed the stones flat resulting in a much more even exposure.

Boston tilt fresno's are manufactured in Australia from high-quality stainless steel.



CODE	DESCRIPTION
FTEF600	Boston 600mm Tilt Fresno
FTEF900	Boston 900mm Tilt Fresno
FTEF1200	Boston 1200mm Tilt Fresno
FTEF1500	Boston 1500mm Tilt Fresno



MASTER FINISH GROOVER

Concrete groovers or jointers are used to cut contraction or control joints into fresh concrete. Control joints help control where the concrete will crack and prevents any unsightly or uncontrolled cracking.

Master Finish Groovers are a folded steel construction with an ergonomic poly handle that is comfortable and easy to clean.



CODE	DESCRIPTION	SIZE (LxW)	DEPTH
GRMF301	Master Finish 301 Groover	140x75mm	10mm
GRMF302	Master Finish 302 Groover	150x175mm	12mm
GRMF304	Master Finish 304 Groover	165x75mm	19mm
GRMF305	Master Finish 305 Groover	165x75mm	25mm
GRMF312	Master Finish 312 Groover	175x150mm	20mm
GRMF315	Master Finish 315 Groover	175x150mm	25mm



HAND TOOLS - PLACING & FINISHING TOOLS

TOPLINE GROOVER

Concrete groovers or jointers are used to cut contraction or control joints into fresh concrete. Control joints help control where the concrete will crack and prevents any unsightly or uncontrolled cracking.

Topline Groovers are made in Australia from high-quality stainless steel. The folded groover features a ramped lip at both ends of the groover to prevent the groover from digging into the concrete. The molded plastic handle is also comfortable to use and easy to clean.



CODE	DESCRIPTION	SIZE (LxW)	DEPTH
GRTLPF1H	Topline TLPF1H Groover	200x175mm	15mm
GRTLPF3H	Topline TLPF3H Groover	125x75mm	15mm
GRTLPF4H	Topline TLPF4H Groover	200x175mm	25mm
GRTLPF5H	Topline TLPF5H Groover	175x150mm	25mm



BOSTON KERB PROFILES

Kerb profiles make it easy to shape kerb and channel when doing infills or replacing sections of kerb. The profiles have tabs that enable them to be fixed to the boxing. The profile provides a shape to screed off when creating the kerb. Once the kerb has been shaped to the correct profile, the kerb can be finished using the appropriate kerb tool. Position the profiles at the correct spacings and they can also be finished to act as a control joint through the kerb.



CODE	DESCRIPTION
KPB13F	B1 Kerb Profile
KPB23F	B2 Kerb Profile
KPB33F	B3 Kerb Profile
KPSM13F	SM1 Kerb Profile
KPSM23F	SM2 Kerb Profile
KPSM33F	SM3 Kerb Profile



BESCON BARRIER KERB TOOLS

Bescon barrier kerb tools are available to form standard barrier kerb profiles. Bescon hand tools are manufactured from high-quality stainless steel and feature ergonomic poly handles that are comfortable to use, easy to control and is super easy to clean. They are also 100% Australian-made and come with a lifetime warranty against defective material or workmanship.



CODE	DESCRIPTION
KTBKC42	Bescon FTKC42 150mm Barrier Kerb Tool
KTBKC44	Bescon FTKC44 130mm Barrier Kerb Tool
KTBCH140	Bescon FTCH140 Cove of Kerb Tool
KTBKE40	Bescon FTKE40 Top Of Kerb Tool



HAND TOOLS - PLACING & FINISHING TOOLS

BESCON SEMI MOUNTABLE KERB TOOLS

Bescon Semi-mountable kerb tools are used to form kerb lay backs or semi-mountable kerb profiles.

Bescon hand tools are manufactured from high-quality stainless steel and feature ergonomic poly handles that are comfortable to use, easy to control and is super easy to clean. They are also 100% Australian-made and come with a lifetime warranty against defective material or workmanship.

Note: Please check width of kerb as some semi mountable kerbs are 600mm wide, the SM2 & SM3 Tools only form 450mm.



CODE	DESCRIPTION
KTBKCL46	Bescon FTKCL46 SM02 Kerb Tool - 450mm
KTBKCL48	Bescon FTKCL48 SM03 Kerb Tool - 450mm
KTBKL49	Bescon FTKL48 SM01 Kerb Tool - 330mm



BESCON MODIFIED MOUNTABLE KERB TOOLS

Bescon modified mountable kerb tools are available to form most kerb profiles. Modified kerb tools are typically 600mm wide and are available in semi mountable and mountable profiles.

Bescon hand tools are manufactured from high-quality stainless steel and feature ergonomic poly handles that are comfortable to use, easy to control and is super easy to clean. They are also 100% Australian-made and come with a lifetime warranty against defective material or workmanship.



CODE	DESCRIPTION
KTBKM38	Bescon FTKM38 Modified SM2 Kerb Tool
KTBKM39	Bescon FTKM39 Modified SM3 Kerb Tool
KTBKM40	Bescon FTKM40 M2 Kerb Tool
KTBKM41	Bescon FTKM41 M3 Kerb Tool
KTBKM42	Bescon FTKM42 M5 Kerb Tool



BESCON CROSSOVER TOOL

The Bescon FTCO120 is a tool to shape a channel on a driveway crossover. The tool forms a shallow channel over the transition between the road and the driveway, to help channel water flow towards a drainage pit.

Bescon hand tools are manufactured from high-quality Stainless Steel and feature an ergonomic poly handle which is comfortable to use, easy to control and is super easy to clean. They are also 100% Australian made and come with a lifetime warranty against defective material or workmanship.



CODE	DESCRIPTION
KTBCO120	Bescon FTCO120 Crossover Tool



HAND TOOLS - PLACING & FINISHING TOOLS

BESCON SPOON DRAIN TOOL

The Bescon FTG130 is a unique tool to form a shallow spoon drain profile in wet concrete. Often used to create a drain on the edge of pavements, driveways or even as a collector drain in basement construction. Bescon hand tools are manufactured from high-quality Stainless Steel and feature an ergonomic poly handle which is comfortable to use, easy to control and is super easy to clean. They are also 100% Australian-made and come with a lifetime warranty against defective material or workmanship.



CODE	DESCRIPTION
KTBCG130	Bescon FTG130 Spoon Drain Tool



BOSTON KNEELING BOARD

Boston kneeling boards are ideal for moving over fresh concrete when stippling or texturing concrete by hand. The tough plastic base with integrated handles spreads the load of the user preventing them from sinking in the wet concrete. The firm kneeling foam provides greater knee support and comfort. When finishing concrete, two kneeling boards are often required; one for the users knees, the other for their feet, to enable them to move out over the concrete. The user simply stands on one of the boards, moves the second board out in front and transferring to that board.



CODE	DESCRIPTION	BOX QTY
KBBOS	Boston Kneeling Board	10



BOSTON CLAMPED HANDLE SCREED

Boston screeds are a premium heavy-duty screed manufactured right here in Australia. Extruded from a thicker gauge aluminum and the profile features two opposed cutting edges. As the cutting edge wears down, simply change the handle to the opposite side of the screed and you have a brand new cutting edge. Our end caps are press-fitted to ensure that they never come out. We've also made the handle longer than most other screeds to give the user a wider grip for more control and comfort.



CODE	DESCRIPTION
S12R	Boston 1.2m Clamped Handle Screed
S15R	Boston 1.5m Clamped Handle Screed
S18R	Boston 1.8m Clamped Handle Screed
S21R	Boston 2.1m Clamped Handle Screed
S24R	Boston 2.4m Clamped Handle Screed
S27R	Boston 2.7m Clamped Handle Screed
S30R	Boston 3.0m Clamped Handle Screed
S36R	Boston 3.6m Clamped Handle Screed
S42R	Boston 4.2m Clamped Handle Screed
SCHL-EF	Boston Level Bubble Screed Handle



HAND TOOLS - PLACING & FINISHING TOOLS

BOSTON ALUMINIUM SHOTCRETE SCREED

Shotcrete screeds, otherwise known as feather edge cutters, are a light weight aluminium profile used for screeding and cutting freshly placed shotcrete. The H-grip profile makes it easy to grip whilst ensuring the cutting face is flat against the concrete.



CODE	DESCRIPTION
SCS25	Shotcrete Aluminum H Section 2.5m Screed



OX D-HANDLE CONCRETORS SHOVEL

Ox Concretors shovels feature a "D-Handle" grip making it ideal for concrete work. The pressed steel square mouth design makes short work of leveling and raking concrete. Of course, concretors shovels also have a myriad of other uses on the job site including; shovelling sand, gravel, dirt, cement etc.



CODE	DESCRIPTION	PACK QTY
SDOB10	Ox 1040mm D-Handle Concretors Shovel	6
SDOB12	Ox 1200mm D-Handle Concretors Shovel	6



BOSTON CHANNEL FLOAT

Channel floats are essentially a really long bullfloat used to float large areas of concrete after screeding. The magnesium C section is much more rigid than traditional aluminium bullfloats and features a heavy-duty mechanism mounted centrally to the float. Clip handles connect to the mechanism also locate the outriggers connected to the float. These outriggers ensure the float stays perpendicular to the clip poles.

Our channel floats come as a kit complete with the float, mechanism, outriggers and 3 x 45mm clip poles.



CODE	DESCRIPTION
CFB24	2.4m Channel Float with Handles
CFB30	3.0m Channel Float with Handles



HAND TOOLS - PLACING & FINISHING TOOLS

BOSTON CHECK ROD

Check rods are normally only required when floor level and floor flatness are critical such as large warehouse floors. A check rod is very similar to a bump cutter in that it is used to cut high spots and fill low areas however, a check rod is used while the concrete is still plastic. A check rod also uses the same aluminium box section except the longer side lies flat against the concrete. The check rod is a 3.0m aluminium box section with a heavy-duty bull float type mechanism mounted centrally. The mechanism connects to the clip poles and is supported by outriggers which help keep the check rod on track. Our check rods come as a kit complete with the cutter, mechanism, outriggers, and 3 x 45mm clip poles.



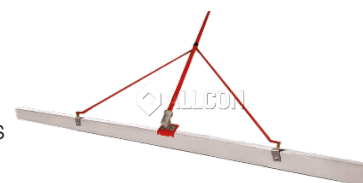
CODE	DESCRIPTION
CRB30	3.0m Check Rod with Handles



BOSTON BUMP CUTTER

Bump cutters are normally only required when floor level and floor flatness are critical such as large warehouse floors. Panning or floating concrete using a trowel machine or ride-on trowel normally results in slight variances in the finished floor level. By running a bump cutter at a 45-degree angle to the passes of the trowel machine, it will cut off the higher sections and fill the lower sections.

The bump cutter is a 3.0m aluminium box section with a heavy-duty bullfloat type mechanism mounted centrally. The mechanism connects to the clip poles and is supported by outriggers which help keep the cutter on track. Our bump cutters come as a kit complete with the cutter, mechanism, outriggers and 3 x 45mm clip poles.



CODE	DESCRIPTION
BCB30	3.0m Bump Cutter with Handles



900mm TINE BROOM / RAKE

Tine brooms or rakes are used to create a textured, non-slip finish on freshly laid concrete. The 125mm long tines are strong yet flexible to ensure ultimate durability. Tine broom finishes are often required on roadways, bridges, airport runways, cattle yards, and ramps to help shed surface water and improve traction.

The tine broom comes complete with 2 x 35mm clip poles to allow the operator to pass the broom over the surface. The tines can also be removed and replaced if necessary.



CODE	DESCRIPTION
TB900K	900mm Tine Broom / Rake



HAND TOOLS - PLACING & FINISHING TOOLS

KRAFT GROOVED BULLFLOAT

Grooved bullfloats are used to create a non-slip surface on freshly laid concrete. Grooving is often required to improve traction and help shed surface water on concrete roadways, off-ramps, safety ramps, bridges etc.

The bullfloat has a series of evenly spaced fins on the face of the bullfloat to create perfectly aligned grooves on the surface of the concrete.

Groove Depth & Width: 6mm

Groove Spacing: 56mm (2 1/4")

Please note: This Bullfloat does not come with a mechanism. Heavy duty tilt mechanisms sold separately.



CODE	DESCRIPTION
BFKG900	Kraft CC794 900mm Grooved Bullfloat



KRAFT MESH ROLLER

Kraft mesh roller tamps are used to settle aggregate in wet concrete bringing more cream to the surface resulting in a better finish. They are also ideal for settling down fibres in a fibre mesh slab. The twin 125mm rollers have a special roller tamp screen to allow slurry to rise to the surface. The rollers are held in place by a sturdy cast aluminum frame and connect to a standard clip pole to allow the operator to pass the roller out over the surface.



CODE	DESCRIPTION
MR900	Kraft CC952B 900mm Mesh Roller
MR1200	Kraft CC958B 1200mm Mesh Roller



BESCON STEP TOOLS

Bescon step tools are designed to the cove and top of steps.

The FTSC50 step coving tool designed to finish the cove or transition between the step face and tread.

The FTSC52 step nosing tool is designed to create an aesthetically pleasing rolled edge on the step edge.

Bescon hand tools are manufactured from high-quality Stainless Steel and feature an ergonomic poly handle which is comfortable to use, easy to control and is super easy to clean. They are also 100% Australian-made and come with a lifetime warranty against defective material or workmanship.



CODE	DESCRIPTION	RADIUS	BOX QTY
STBSC50	Bescon FTSC50 Step Coving Tool	10mm	6
STBSR52	Bescon FTSC52 Step Nosing Tool	10mm	6



HAND TOOLS - PLACING & FINISHING TOOLS

OX SAFETY STEP EDGER

The Ox safety step edger simultaneously creates a rolled edge on the step edge and a series of grooves parallel to the edge to increase traction. The series of four grooves created are 6mm deep, spaced 18mm apart and begin 40mm from the edge of the step.

The edger is manufactured from high-quality stainless steel and fitted with an ergonomic soft-grip handle for ultimate comfort and control.



CODE	DESCRIPTION	RADIUS	BOX QTY
SSEX	Ox Safety Step Edger	12mm	4

9G CAST IRON STEP GROOVER

The 9G step groover is a cast iron tool used to create seven parallel grooves in freshly laid concrete to create a non slip surface. Step grooves are often installed parallel to the edge of a step to increase traction and to highlight the step edge.



CODE	DESCRIPTION	BOX QTY
STMP9G	Masonry 9G Cast Step Groover	6

BESCON STAINLESS STEEL STIPPLE

Bescon stipples are manufactured from high-quality stainless steel and are used for texturing freshly laid concrete. The stipple features a raised edge on all sides and when floated on the surface of wet concrete, creates an attractive swirling texture called a stipple or cove finish. The size of the stipple dictates the size of the swirl.

Bescon hand tools are manufactured from high-quality stainless steel and feature an ergonomic poly handle that is comfortable to use, easy to control, and is super easy to clean. They are also 100% Australian-made and come with a lifetime warranty against defective material or workmanship.



CODE	DESCRIPTION	SIZE (LXW)	BOX QTY
STBST60	Bescon FTST60 Stipple	220x150mm	4
STBST62	Bescon FTST62 Stipple	325x160mm	4
STBST64	Bescon FTST64 Stipple	270x120mm	4

OX STAINLESS STEEL STIPPLE

Ox stipples are made from high-quality stainless steel and feature a soft grip, ergonomic handle. The stipple features a raised edge on all sides and when floated on the surface of wet concrete, creates an attractive swirling texture called a stipple or cove finish. The size of the stipple dictates the size of the



CODE	DESCRIPTION	SIZE (LXW)	BOX QTY
STOS	Ox P014114 Stainless Steel Stipple	215x145mm	4
STOL	Ox P014112 Stainless Steel Stipple	290x120mm	4

HAND TOOLS - PLACING & FINISHING TOOLS

BOSTON POINTED TROWEL

Pointed trowels are the most common trowel for concreting and feature a thin steel blade with a steel spine for rigidity. The handle is generally located on the lower third of the trowel. The blade is square at one end and tapers towards a point at the other. This allows the user to trowel concrete without leaving trowel lines in the concrete.

Boston Trowels have been specifically sourced by our team at Allcon to ensure you have a high-quality tool that will last the distance whilst not compromising on value.

The trowel is manufactured from high-quality carbon steel for longer blade life and the plastic handle is comfortable to use and easy to clean.



CODE	DESCRIPTION	SIZE (LXW)	BOX QTY
TB109	Boston 109 Pointed Trowel	355x100mm	6
TB191	Boston 191 Pointed Trowel	405x115mm	6
TB192	Boston 192 Pointed Trowel	460x115mm	6
TB193	Boston 193 Pointed Trowel	510x115mm	6
TB165	Boston 165 Pointed Trowel	600x115mm	6



MASTER FINISH SQUARE TROWEL

Square trowels are similar to pointed trowels except the blade is square both ends. The Master Finish square trowels are available in both light gauge and heavy gauge steel. Light gauge trowels are better for finer mixes such as light weight panel patch and fairing coat. Heavy gauge trowels are best suited for heavy patching compounds such as high build and epoxy grouts.



CODE	DESCRIPTION	SIZE (LXW)	BOX QTY
TMF102	Master Finish 102A Light Gauge Square Trowel	280x120mm	6
TMF162	Master Finish 162A Heavy Gauge Square Trowel	280x120mm	6



MASTER FINISH POINTED TROWEL

Master Finish pointed trowels are made from a unique spring steel which enables the user to load the edge of the trowel resulting in a better finish. The moulded poly handle is comfortable to use and easy to clean.



CODE	DESCRIPTION	SIZE (LXW)	BOX QTY
TMF101	Master Finish 101A Pointed Trowel	365X120mm	6
TMF103	Master Finish 103A Pointed Trowel - Heavy	365X120mm	6
TMF109	Master Finish 109A Pointed Trowel	355x100mm	6
TMF191	Master Finish 191A Pointed Trowel	405x115mm	6
TMF192	Master Finish 192A Pointed Trowel	460x115mm	6
TMF193	Master Finish 193A Pointed Trowel	510x115mm	6
TMF165	Master Finish 165A Pointed Trowel	600x115mm	6



HAND TOOLS - PLACING & FINISHING TOOLS

MASTER FINISH POOL TROWEL

Pool Trowels feature a thin flexible steel blade with a steel spine and the handle located centrally on the trowel. They are also great for finishing fine repair mortars as they make it easy to feather out the mortar edge.

Pool trowels ending with "S" feature a longer spine making them stiffer and flatter. Pool trowels ending in an "A" have a short spine and flexible ends making them better suited to curved surfaces.



CODE	DESCRIPTION	SIZE (LXW)	BOX QTY
TMF120	Master Finish 120A Pool Trowel	300X100mm	6
TMF121	Master Finish 121A Pool Trowel	350x100mm	6
TMF122	Master Finish 122A Pool Trowel	450x100mm	6
TMF122S	Master Finish 122S Pool Trowel	450x100mm	6
TMF126	Master Finish 126A Pool Trowel	555x100mm	6
TMF126S	Master Finish 126S Pool Trowel	555x100mm	6



ANCORA GAUGING TROWEL

Gauging Trowels look similar to a brickie's trowel but feature a rounded nose. Often used for mixing and applying repair mortars.

The Ancora gauging trowel is a high-quality Italian-made trowel with a soft-grip handle.



CODE	DESCRIPTION	SIZE (LXW)	BOX QTY
GTA7	Ancora 7" Gauging Trowel	178x80mm	6



BESCON WALKING EDGERS

Bescon walking edgers are designed to finish edges on freshly laid concrete. The stainless steel edger can connect to a bullfloat pole to enable the user to edge concrete from a standing position. This is especially useful when access to the edge of the pour is difficult.

Bescon hand tools are manufactured right here in Australia from high-quality stainless steel and have a lifetime warranty against defective material or workmanship.

Bescon walking edgers require the EXSLA adaptor (Sold separately) to connect to a bullfloat pole.



CODE	DESCRIPTION	SIZE (LXW)	BOX QTY
WEBWE70	Bescon FTWE70 Walking Edger - 10mm Radius	195x140mm	4
WEBWE72	Bescon FTWE72 Walking Edger - 16mm Radius	195x140mm	4



HAND TOOLS - PLACING & FINISHING TOOLS

TOPLINE WALKING GROOVERS

Topline walking groovers are designed to create tooled contraction joints in wet concrete. The stainless steel groover is designed to connect directly to a bullfloat pole to enable the operator to tool joints from the edge of the concrete in a standing position. Walking groovers are especially useful for tooling joints in larger spans of concrete such as driveways and crossovers.

Topline concrete tools are manufactured right here in Australia from high-quality stainless steel and feature a ramped lip on both ends to prevent the groover from digging into the concrete when moved back and forth. They also come complete with the TLSLA adaptor to connect directly to a bullfloat pole.



CODE	DESCRIPTION	SIZE (LXW)	DEPTH
TLPF1	Topline TLPF1 Walking Groover	200X175mm	15mm
TLPF2	Topline TLPF2 Walking Groover	175x150mm	15mm
TLPF3	Topline TLPF3 Walking Groover	125x75mm	15mm
TLPF4	Topline TLPF4 Walking Groover	200x175mm	25mm



BESCON WALKING STIPPLES

Bescon walking stipples are designed to texture freshly laid concrete from a standing position. The raised edges on the stipple create suction raising the surface of the concrete into a swirled pattern called a stipple or cove finish. The Walking stipple can connect to a bullfloat pole to allow the user to stipple concrete from the edge of the slab.

Bescon hand tools are manufactured right here in Australia from high-quality stainless steel and have a lifetime warranty against defective material or workmanship.

The FTWS78 also requires an EXSLA adaptor (sold separately) to connect to a bullfloat pole.




CODE	DESCRIPTION	SIZE (LXW)	BOX QTY
WSTBWS78	Bescon FTWS78 Walking Stipple	325x160mm	4
WSTBWS80	Bescon FTWS80 Walking Stipple	220x150mm	4



MASTER FINISH STANDING BRACKET

The Master Finish standing bracket is a unique bracket that can convert almost any concrete hand tool into a walking tool. The bracket simply clamps around the handle of the tool then connects to a bullfloat pole. The angle of the tool can be adjusted by simply loosening the wing nut. The adaptor can also be changed to the opposite end if required.



CODE	DESCRIPTION
SB	Master Finish Standing Bracket

*Groover pictured is not included



HAND TOOLS - REBAR PROCESSING

HIT BOLT CUTTERS

HIT bolt cutters are ideal for cutting thin gauge wire products such as reinforcing mesh, wire and chain. HIT "Red Jaw" bolt cutters are manufactured in Japan and feature a high tensile jaw. The unique jaw design allows for faster cutting, extended service life and can be adjusted as they wear, thanks to the eccentric bolt mounting plate.



CODE	DESCRIPTION
BCHIT18	HIT 18" (450mm) Bolt Cutter
BCHIT24	HIT 24" (600mm) Bolt Cutter
BCHIT30	HIT 30" (750mm) Bolt Cutter
BCHIT36	HIT 36" (900mm) Bolt Cutter
BCHIT42	HIT 42" (1050mm) Bolt Cutter

HIT BOLT CUTTER REPLACEMENT JAWS

HIT Bolt cutter replacement jaws are quick and easy to install. Simply remove the bolts connecting the jaws to the handles, remove the worn jaws and bolt the new jaw assembly in place and you're ready to go. The "red jaws" are a high tensile jaw specifically designed for cutting reinforcing mesh and rebar.



CODE	DESCRIPTION
BCHIT18J	HIT Replacement Jaws to Suit 18" (450mm) Bolt Cutter
BCHIT24J	HIT Replacement Jaws to Suit 24" (600mm) Bolt Cutter
BCHIT30J	HIT Replacement Jaws to Suit 30" (750mm) Bolt Cutter
BCHIT36J	HIT Replacement Jaws to Suit 36" (900mm) Bolt Cutter
BCHIT42J	HIT Replacement Jaws to Suit 42" (1050mm) Bolt Cutter

HIT ROD CUTTER & BENDER

The HIT rebar cutter and bender is a unique multi-purpose tool designed to cut and bend up to 16mm rebar. Manufactured in Japan, the drop-forged, heat-treated jaws are made from a high-grade steel alloy specifically designed for cutting rebar. The bender is located on the other side of the jaw and can bend rebar to 90° or 180°. The extra-long tubular handle provides additional leverage to make cutting and bending easier. It can also be mounted to a work surface for additional stability.



CODE	DESCRIPTION
RC16B	HIT 16mm Rebar Cutter & Bender
RC16H	HIT Rebar Cutter & Bender Replacement Head



HAND TOOLS - REBAR PROCESSING

REO LIFTERS

As the name suggests, reo lifters are used to lift reinforcing when installing bar chairs and spacers. When the lifter is hooked under the mesh, pushing the handle down raises the reinforcing making it easy to install the bar chairs or spacers.



CODE	DESCRIPTION
REOJ	Master Finish Reo Jack



KNIPEX END NIPS - STANDARD

Knipex end nips are used by steel fixers and concreters to tie the reinforcing rebar. The head is forged from high-grade tool steel and is oil hardened for ultimate durability. The wide head design is generally preferred by steel fixers as there is a wider jaw to grab the return wire when tying steel. They are also ideal for general purpose construction uses such as cutting wire or strapping and denailing timber.



CODE	DESCRIPTION	BOX QTY
ENK8	Knipex 8" (200mm) End Nips	6
ENK11	Knipex 11" (280mm) End Nips	6
ENK11LH	Knipex 11" (280mm) End Nips with Large Head	6



KNIPEX END NIPS - POWERCUT

Knipex power cutters have a uniquely designed head which requires 25% less cutting effort when compared to standard end nips. The extra slim design makes it ideal for tying steel in confined areas. The head is forged from high-grade tool steel and is oil hardened for ultimate durability. Most of our customers find this ideal for cutting the binding wire on bundles of rebar.



CODE	DESCRIPTION	BOX QTY
ENP11	Knipex 11" (280mm) Powercut End Nips	6



PRIMAX END NIP HOLDER

The primax end nip holder is a great addition to your tool belt. The wireframe holster will suit most types of end nippers; Simply insert the head of the end nippers perpendicular to the holster and let them drop to your side. The holster will clip onto any work belt or even the waistband of your clothing.



CODE	DESCRIPTION
ENH	Primax End Nip Holder



HAND TOOLS - REBAR PROCESSING

OX TIE WIRE REEL

The Ox Tie wire reel is a cast aluminium reel designed to hold a standard 1.42kg tie wire coil and make it easy to dispense the wire as needed. The reel can be fitted to any work belt and is suitable for both right and left-hand operations. One of the great features we like about the Ox reel is that it features a set of 4 raised pins in the center which you can loop the inner wire over to prevent the reel from spinning inside the reel when retracting.



CODE	DESCRIPTION
IROX	Ox Tie Wire Reel



LEATHER STEEL FIXERS BELT

A quality leather work belt ideal for suspending tie wire reels or nips when steel fixing. The 50mm wide belt supports the heavier weight of a tie-wire reel and has a large number of buckle holes to suit all sizes.



CODE	DESCRIPTION
BIDR	50mm Leather Work Belt



OX TWIST TOOL

The Ox pro twist tool is used with loop ties to tie rebar and mesh. Simply feed the loop around the reinforcing so that both loops overlap. Insert the twist tool hook through the two loops and pull the tool. The twisting tool will automatically twist the two loops together forming a tight tie. The Ox twist tool is a high-quality German-made unit with a soft rubber coating for ultimate grip and comfort.



CODE	DESCRIPTION
TWSTOX	Ox Twist Tool



SIGN UP FOR A 30 DAY ACCOUNT
Scan the QR Code or click here to follow the link.



HAND TOOLS - STRIKING AND DEMOLITION

OX 20oz CLAW HAMMER

Ox Pro claw hammers are precision-forged one-piece claw hammers manufactured from high-quality steel. The non-slip moulded handle has built-in shock reduction for ultimate user comfort and control. The result is a precision balanced ergonomic claw hammer with a lifetime guarantee.



CODE	DESCRIPTION	BOX QTY
HCO20	Ox 20oz Claw Hammer	4

PLUMB 20oz CLAW HAMMER

Plumb 20oz claw hammers feature one-piece precision-forged solid steel head and spine. The 2-piece co-moulded grip features patent-pending anti-vibration technology providing greater user comfort and superior control.



CODE	DESCRIPTION	BOX QTY
HCP20	Plumb 20oz Claw Hammer	3

WASP 20oz CLAW HAMMER

The Wasp 20oz claw hammer is a low-cost, high-value claw hammer for general construction use. The single-piece forged steel head is precision balanced and is fitted with a soft-grip handle.



CODE	DESCRIPTION	BOX QTY
HCW20	Wasp 20oz Claw Hammer	6

HAND TOOLS - STRIKING AND DEMOLITION

OX 6LB SHORT HANDLE SLEDGE HAMMER

The Ox 6lb short-handled sledgehammer is our most popular sledgehammer. The 6lb drop-forged steel head with the shortened hickory handle is a winning combination of weight and versatility. It is the perfect choice for driving in steel pegs for slab on ground formwork as well as light demolition work. The hammer also comes complete with an overstrike protector to protect the handle on those rare occasions when you miss the object you are striking.



CODE	DESCRIPTION
HSOX6S	Ox 6lb/2.7kg Short Handle Sledge Hammer



SUPERCRAFT 10LB SLEDGE HAMMER

Supercraft sledge hammers feature a well crowned and beveled steel head for extra strength and longer life. The US hickory handle provides exceptional strength and better shock absorption than other timber handles. Every Supercraft sledge hammer comes fitted with a rubber overstrike protector for those rare occasions when you miss the post. Sledge hammers are ideal for driving in steel and timber pegs as well as breaking concrete and stone in demolition work.



CODE	DESCRIPTION
HSSCW10	Supercraft 10lb/4.5kg Sledge Hammer



FREE LOLLIES WITH EVERY ORDER*

Every order that leaves our warehouse comes with a complimentary packet of Allen's lollies. Just another sweet reason to give us a go...

In 2022, we gave out over 10,000 bags of Allen's lollies!!!**



*Excludes drop ship orders.

**Brand of lollies may change depending on availability.

HAND TOOLS - SITE TOOLS

PRY BAR (BURKE BAR)

The Ox heavy duty pry bar (also called a burke bar) is ideal for prying precast elements into exact location. The curved steel claw is hardened for extra strength and features a split claw for removing embedded objects such as bolts, nails or spikes. The transition between the handle and the claw is also reinforced by an additional steel layer to further strengthen the bar.



CODE	DESCRIPTION
PBOX1400	Ox 1425mm Pry Bar



BANISTER BRUSH

Banister brushes are all-purpose handheld brush for sweeping debris into a shovel or pan. The dyed coco fibre bristles are finely packed making them ideal for sweeping small debris such as sawdust, swarf, and soil. The timber back and handle is comfortable and easy to use.



CODE	DESCRIPTION
BRUB	Timber Backed Banister Brush



FLICK BRUSH

Ox water flick brush is a professional masonry water brush used for adding moisture to cementitious coatings such as fairing coat and render. The white tampico fibre bristles, designed to hold moisture, are firmly set into the hardwood handle. Flick brushes can also be used to evenly distribute powdered release agents in decorative stamped concrete.



CODE	DESCRIPTION
BRUF	Ox Water Flick Brush



SCRUB BRUSHES

Scrub brushes feature stiff poly bristles with a hard plastic backing making them ideal for cleaning down tools and equipment. The molded plastic backing is ergonomically shaped to provide excellent grip even in wet conditions. Dairy scrub brushes are a more conventional scrub brush whilst gong brushes are more similar to a dish brush with a handle behind the brush.



CODE	DESCRIPTION
BRUD	Dairy Scrub Brush
BRUG	Gong Brush with Handle



HAND TOOLS - SITE TOOLS

WIRE BRUSH

Wire brushes are great for cleaning tools and equipment where concrete may have partially or fully set. With the aid of a concrete dissolver, the wire bristles bite into the slurry helping to break it down for removal. The hardwood timber handle is well shaped and comfortable to use.



CODE	DESCRIPTION
BRUW	Timber Backed Wire Brush



PLATFORM BROOM

Platform brooms are ideal for cleaning up debris, sawdust, swarf, and soil on job sites. The broom features a solid plastic back with fine bristles to capture small items and comes complete with a 1500mm timber handle.



CODE	DESCRIPTION
BP600	600mm Platform Broom



HEAVY DUTY ROAD BROOM

Heavy-duty road brooms are ideal for sweeping dirt and mud from coarse surfaces such as asphalt and concrete. The broom has a heavy-duty aluminium head with extremely coarse polypropylene bristles and comes complete with a 1500mm timber handle.



CODE	DESCRIPTION
BPR610	610mm HD Road Broom



ALLCON 20L BUCKET

The iconic Allcon bucket is nothing special, just incredibly handy. Use it to store tools, mix up repair products, carry water, wash up tools, as a seat... you name it, there's a use for it. And, it's pretty hard to miss, the bright red colour sure makes it hard to lose.



CODE	DESCRIPTION
BUA20	20L Allcon Mixing Bucket



HAND TOOLS - SITE TOOLS

GAUGE POT

The Intex gauge pot can hold up to 10L of product and is ideal for carrying repair mortar, fairing coat etc. The wide rectangular style makes it easy to load product onto your trowel or hawk and the rounded corners make it easy to scrape down and clean. The integrated handles make it easy to carry and if you have multiple pots, they all stack inside each other for easy storage.



CODE	DESCRIPTION
BUWGP10	10L Rectangular Gauge Pot



CARTRIDGE GUNS

Cartridge or skeleton guns are idea for dispensing cartridge based products such as sealants, adhesives, anchoring epoxy and gun grade waterstops. The body of the gun accepts up to 300ml cartridges.



CODE	DESCRIPTION
CGA230	Ox 230mm Trade Quality Cartridge Gun
CGMH230P	HB Fuller 230-300mm Premium Cartridge Gun



OX 600ML SAUSAGE GUN

The Ox tubular sausage gun is designed to dispense sealants and adhesives packaged in 600ml foil sausages. Simply insert the sausage into the top of the aluminium tube, open the foil sausage, and thread on the nozzle. The heavy-duty handle makes for easy dispensing and the whole gun can be easily disassembled for easy cleaning. The gun can also be used to apply standard 300ml cartridges by simply removing the plunger cup from the pushrod and the nozzle from the gun, inserting the cartridge into the gun, and feeding the nozzle cartridge nozzle through the end cap. A truly universal gun.



CODE	DESCRIPTION
CGSOX	Ox 600ml Sausage Gun



FISCHER EPOXY CARTRIDGE GUN

The Fischer heavy duty cartridge guns are specifically designed to dispense anchoring chemicals. Featuring a heavy-duty trigger and carriage, these guns are ideal for dispensing highly viscous materials. The AC gun will dispense up to a 380-410ml single barrel cartridge including; Fischer VL410C and Powers PV45. The AM gun has a second push rod for the Fischer EM390 whilst also being able to dispense standard 300ml cartridges.



CODE	DESCRIPTION
ACFGUN380	Fisher 410ml Cartridge Gun
ACFGUNPLUS	Fischer 390ml Cartridge Gun



HAND TOOLS - SITE TOOLS

FISCHER 300ML CORDLESS CARTRIDGE GUN

The Fischer FIS DCD Battery-powered cartridge gun is specifically designed to dispense 300 and 390ml cartridges. The unit runs on a 7.2v battery and makes short work of dispensing highly viscous materials such as the Fischer EM390 and the Fischer VL300C. The FIS DCD comes complete with 2 batteries a charger and a blow moulded carry case.



CODE	DESCRIPTION
ACFGUNBAT	Fischer 300ml Cordless Cartridge Gun



RAMSET UNIVERSAL CARTRIDGE GUN

The Ramset universal applicator gun will dispense any of the Chemset Injection range. As most anchoring chemicals are highly viscous, a heavy-duty gun is essential for dispensing. The Ramset universal applicator is a robust gun with a heavy-duty frame and trigger assembly.



CODE	DESCRIPTION
AERGUN	Ramset Universal Cartridge Gun



FLOOR SCRAPERS

Whilst floor scrapers are often used to remove adhesives and construction waste from floors, concretors also use them to remove concrete slurry off formwork and timbers. They are available in a range of sizes and replacement blades can also be purchased should the blade become worn.



CODE	DESCRIPTION
FS200S	Ox 200mm Floor Scraper
FS300S	Ox 300mm Floor Scraper
FS300S	Ox 300mm Floor Scraper
FS200SRB	Ox 200mm Floor Scraper Replacement Blade
FS300SRB	Ox 300mm Floor Scraper Replacement Blade



OX FILLET CUTTER

Ox Fillet cutters are ideal for cutting PVC fillet and feature an integrated angle guide so you can quickly and easily cut to an exact angle. The heavy-duty cutters feature soft moulded hand grips with spring release for ultimate comfort and control.



CODE	DESCRIPTION
FWFILC	Ox Fillet Cutter



HAND TOOLS - SITE TOOLS

FORMWORK MAGNET

Formwork magnets feature a rare earth magnet on a long handle and are ideal for collecting tie wire offcut, nails and screws from the formwork deck or precast tables before pouring. The small head and long handle make it easy to clear up debris once the reinforcing has been installed.



CODE	DESCRIPTION
FWMAG	1m Formwork Magnet
FWMAG2M	2m Formwork Magnet



ULTRASTIK FORMWORK MAGNET

Ultrastik is a revolutionary new formwork magnet that is faster, safer and easier to use than conventional formwork magnets. The patented quick release system allows you to turn the magnet on and off by simply pulling and twisting the handle. The narrow head and long handle make it easy to clean those hard to reach areas and the powerful rare earth magnet is strong enough to pick up a pair of end nips, cold chisel etc. If you're a formworker or steel fixer, then you'll need an Ultrastik.



CODE	DESCRIPTION
FWMUS	Ultrastik Formwork Magnet



GREASE GUN

Keeping equipment well greased is a sure way to ensure your equipment will last longer and won't fail when you need it most. Keeping a grease gun handy on the truck makes it quick and easy to grease your equipment before use.



CODE	DESCRIPTION
GGT450LA	Toledo 450mm Lever Action Grease Gun
GGT450PG	Toledo 450mm Pistol Grip Grease Gun



HAND TOOLS - SITE TOOLS

JACKJAW PEG PULLERS

The JackJaw peg puller makes easy work of pulling pegs from the ground. Whether it be steel pegs used to support slab on ground formwork or longer steel pegs for fencing and barricading applications, the Jackjaw peg puller will extract them with ease. The patented jaw design offers a tremendous gripping force very close to the base of the post. A few pumps of the Jackjaw handle and the stake is released from the ground. The way the peg puller extracts the peg straight up out of the ground means virtually no damage to your pegs and more importantly, prevents operator back strain.

Whilst the case hardened jaws will offer years of use, they will wear over time and can quickly and easily be replaced.



CODE	DESCRIPTION
PPS	Jack Jaw Steel Peg Puller - Small
PPL	Jack Jaw Steel Peg Puller - Large
PPR	Jack Jaw Steel Peg Puller - For Round Pegs
PPS	Jack Jaw Steel Peg Puller - Small
PPT	Jack Jaw Peg Puller - For Timber Pegs
PPJ	Peg Puller Replacement Jaw Set - Set of 4



STEEL POST DRIVER

Driving long steel (Star) pegs in for fencing or barricading with sledgehammer is labour intensive and can often lead to nasty injuries if the worker misses the post. A star post driver simply slides over the post and drives the post into the ground when the operator raises and lowers the driver on the post. The steel post driver is made from steel for ultimate durability and driving force and is powder-coated for longevity.



CODE	DESCRIPTION
STPDRI	Steel Post Driver



RUBBING BRICKS

When patching or repairing concrete, a well-prepared substrate will ensure great adhesion. Rubbing bricks are a great way to quickly prepare the surface of concrete or masonry substrates. Once the repair is cured, a rubbing brick is also an ideal tool to take off any high spots and feather-out edges.



CODE	DESCRIPTION
RBNMED	Medium Rubbing Brick
RBN	Coarse Rubbing Brick
RBHMED	Medium Rubbing Brick With Handle



HAND TOOLS - SITE TOOLS

SHOVELS

Digging holes and moving material by hand is back-breaking work at the best of times, so a good quality shovel will only make the job easier. Post hole shovels feature a long timber or steel handle with a rounded blade for digging trenches and post holes. D-Handle shovels, often called concretors shovels, feature a shorter d-handle shovel with a square blade for shovelling sand, cement, gravel and concrete.



CODE	DESCRIPTION
SPHC	Cyclone Post Hole Shovel
SPHF	Fiskars Post Hole Shovel
SLHSMOX	Ox Long Handle Square Mouth Steel Shovel
SDOB10	Ox 1040mm D-Handle Concretors Shovel
SDOB12	Ox 1200mm D-Handle Concretors Shovel

SPRAYERS

Pressure sprayers are ideal for applying chemicals evenly and quickly over a large area. We stock both steel barrel sprayers as well as back pack sprayers for applying a range of chemicals including, form oils, retarders, curing compounds, bond breakers and sealer. If applying solvent based materials, a sprayer with Viton seals is essential.



CODE	DESCRIPTION	SUITABLE FOR:
SPOX13	OX 13L Steel Pressure Sprayer	Solvent & Water Based
SRCBP20	Royal Condor 18L Back Pack Sprayer	Waterbased

SQUEEGEES

Removing surface water from a concrete surface is made so much easier when using a good-quality squeegee. We have a range of neoprene foam and rubber squeegees, as well as large wheeled tennis court squeegees for dewatering large areas quickly.



CODE	DESCRIPTION
SQAL36	900mm Aluminium Backed Rubber Squeegee
SQF600	600mm Neoprene Foam Squeegee
SQTCJD	Jet-Dry Wheeled Tennis Court Squeegee

HAND TOOLS - SITE TOOLS

WHEELBARROWS

The humble wheelbarrow is still one of the essential tools for transporting tools and materials around site and concretors would potentially inflict the most punishment on a wheelbarrow. From transporting wet concrete, crushed rock or sand to using as a portable tool washing station, a good quality wheelbarrow is certainly a necessity on the site.



CODE	DESCRIPTION
WBB68	Selecta 100L Poly Tray Wheelbarrow
WBDAYP120	Daytek 120L Poly Tray Wheelbarrow
WBDAYS100	Daytek 100L Steel Tray Wheelbarrow



THE #1 EXPANSION JOINT SYSTEM FOR CONTINUOUS POURS



FIND CONNOLLY EXPANSION JOINT SYSTEMS ON PAGE 44

FLOOR TREATMENTS	188
GROUTS & REPAIR PRODUCTS	190
WATERPROOFING	203
WATERSTOPS	205

04

REPAIRS, COATING & WATERPROOFING





BOSS SURFACE FINISHER

Boss Surface Finisher is a non-film-forming sodium silicate solution designed to penetrate and densify concrete surfaces providing permanent case hardening and dustproofing. Densifiers can also be used to treat lightly rain damaged slabs. Boss Surface finisher penetrates the surface and reacts with the free lime, bonding and strengthening the structure of the concrete.

Due to its high silicate content, surfaces treated with Boss Surface Finisher also develop an attractive sheen aiding in appearance, cleanability and dustproofing. Boss Surface Finisher is commonly used to treat large warehouse floors, retail floors and multi level carparks.

Being a "surface treatment," Boss Surface Finisher will not wear off and never needs to be reapplied making it the perfect, long-lasting surface treatment.



CODE	DESCRIPTION	COVERAGE
ASF20	Boss Surface Finisher - 20L	5-10m ² / L



DRIBOND CONCRETE HARDENER

Dribond Concrete Hardener is a clear fluosilicate solution that case hardens poorly cured cement masonry structures by impregnating into its capillary spaces and then chemically reacting with free lime, it bonds and strengthens the crystalline structure. Concrete hardener case hardens and dustproofs concrete surfaces and can be applied to floors, concrete blockwork and cement render walls in factories, warehouses, food processing plants, bakeries, dairies and piggeries to improve their durability and life. It can also be applied to limestone or soft high lime content walls to help prevent sweating.



CODE	DESCRIPTION	COVERAGE
CONCH20	Dribond Concrete Hardener - 20L	4m ² / L



ENVIROSET E2000 WATERBASED EPOXY

Enviroset 2000 is an ultra clear two pack, water based epoxy coating with excellent film properties and surface hardness. Due to its exceptional adhesion and chemical resistance, it's ideal for use in showrooms, warehouses, hospitals, shopping centres, food preparation areas, workshops etc. Being water based, there are no hazardous smells making it an outstanding environmentally friendly alternative to solvent based variants. E2000 is self priming and is super easy to apply; each "Part A drum" is half full with the intention that you can simply pour the entire contents of Part B into the Part A drum and mix away.



CODE	DESCRIPTION	COVERAGE
E2000UC4G	Enviroset 2000 Gloss Water Based Epoxy 4L	6-8m ² / L
E2000UC4S	Enviroset 2000 Satin Water Based Epoxy 4L	6-8m ² / L
E2000UC20G	Enviroset 2000 Gloss Water Based Epoxy 20L	6-8m ² / L
E2000UC20S	Enviroset 2000 Satin Water Based Epoxy 20L	6-8m ² / L



REPAIRS, COATINGS & WATERPROOFING - FLOOR COATINGS TREATMENTS

ENVIROSET E2100 LIGHT GREY EPOXY

Enviroset 2100 is a light grey, two pack, water based epoxy coating with excellent film properties and surface hardness. Due to its exceptional adhesion and chemical resistance, it's ideal for use in showrooms, mechanics workshops, warehouses, food preparation areas, garages and sheds. Being water based, there are no hazardous smells making it an outstanding environmentally friendly alternative to solvent based variants. E2100 is self priming and easy to apply; each "Part A drum" is half full with the intention that you can simply pour the entire contents of Part B into the Part A drum and mix away.



CODE	DESCRIPTION	COVERAGE
E2100G4	Enviroset 2100 Light Grey Water Based Epoxy 4L	6-8m ² / L
E2100G20	Enviroset 2100 Light Grey Water Based Epoxy 20L	6-8m ² / L



WATERBASED POLYURETHANE

Envirothane 8470 is a unique, high-performance, waterbased two pack acrylic polyurethane. It is easy to use, has low VOC and is suitable for brush, roller or spray application. This environmentally friendly, fast drying coating has very good yellowing and UV resistance on external exposure and is ideal for a top coat on water based epoxies making them harder wearing and UV stable. E8470 is ideal for use in showrooms, shopping centres, factories, food preparation areas, garages and sheds. E8470 is clear and dries to a satin finish however it can be tinted to almost any colour if required.



CODE	DESCRIPTION	COVERAGE
E8470C9	Envirothane 8470 Clear Water Based Polyurethane 9L	8-10m ² / L



NON SLIP MEDIA

A consequence of applying coatings to floors is that it may make the floor more slippery, especially when wet or contaminated with oils etc. Anti slip media in the form of aluminum oxide is generally added to the first or second coat to aid in slip reduction. Aluminum oxide is the second hardest material after diamond and is available in various grit sizes to suit most applications. Industry rated slip ratings can be achieved by using different grades and quantities of grit.



CODE	DESCRIPTION
ASG461	Anti Slip Media #46 Grit - 1kg
ASG465	Anti Slip Media #46 Grit - 5kg
ASG601	Anti Slip Media #60 Grit - 1kg
ASG605	Anti Slip Media #60 Grit - 5kg
ASG901	Anti Slip Media #90 Grit - 1kg
ASG905	Anti Slip Media #90 Grit - 5kg



BOSS CLASS A NON SHRINK GROUT

BossGrout A is a Class A construction grout for general-purpose grouting including; grouting under precast elements, anchorbolt filling, filling cavities, gaps, base infills, and blockwork corefilling.

As most grouts cure, they shrink as the water content reduces. This effect is undesirable when underpinning precast elements etc. The unique blend of cement, aggregates, and additives in Boss Grout A compensates for the shrinkage and controls expansion whilst the grout is in the plastic state. Boss Grout A is 100% Australian-made and can be dry-packed, trowelled, or mixed to a flowable consistency depending on the application.



CODE	DESCRIPTION	PALLET QTY
GBXL20	BossGrout A - Class A Non-Shrink Grout	48



PENATECH HS - CLASS C GROUT

PenaTech HS Grout is a high-strength cementitious grout. Class C grouts expand in both their plastic and hardened state making them ideal for precision grouting applications. Class C grouts are often required for applications subject to dynamic loads or where continuous vibration is present. Applications include; machine base plates, bridge bearing pads, crane rail sole plates, precast elements, anchor bolt filling, etc.

PenaTech HS grout exhibits high early and ultimate strength whilst still offering exceptional flow characteristics with good flow retention.



CODE	DESCRIPTION	PALLET QTY
GPHS20	PenaTech HS - High Strength Class C Grout	48



PENATECH HS GROUT PLUS - CLASS C GROUT

PenaTech HS Grout Plus is a very high strength Class C grout reaching up to 45MPa in 1 day and up to 95MPa after 28 days. Class C grouts expand in both their plastic and hardened state making them ideal for precision grouting applications. Class C grouts are often required for applications subject to dynamic loads or where continuous vibration is present. Applications include; machine base plates, bridge bearing pads, crane rail sole plates, precast elements, anchor bolt filling etc.

The high early strength and exceptional ultimate strength make HS Grout Plus ideal for time-critical grouting and reinstatement works.



CODE	DESCRIPTION	PALLET QTY
GPHSP20	PenaTech HS Grout Plus - Very High Strength Class C Grout	48



PENATECH HES - CLASS C GROUT

PenaTech HES grout is a high-quality, free-flowing Class C grout with high early strength development and high ultimate strength. HES grout can develop exceptional high early strengths of up to 50 Mpa within 8 hours, even at low temperatures.

Class C grouts expand in both their plastic and hardened state making them ideal for precision grouting applications subject to dynamic loads or where continuous vibration is present.

The rapid strength gain and set times make HES ideal for time-critical grouting allowing equipment and machinery to be reinstated after just 2 hours.



CODE	DESCRIPTION	PALLET QTY
GPHE20	PenaTech HES - High Early Strength Class C Grout	48



PENATECH UW - UNDER WATER GROUT

PenaFlow UW grout is a high performance construction grout for underwater applications. The unique blend of cement, graded aggregate and additives help control expansion whilst the grout is still plastic compensating for natural grout shrinkage. The unique advantage of PenaFlow UW is that it is designed to displace water and will not washout when submerged making it ideal for underwater concrete piling.



CODE	DESCRIPTION	PALLET QTY
GPUW20	PenaFlow UW - Under Water Grout	48



PENATECH GROUT LA - DEEP POUR GROUT

Penatech Grout LA is a high-performance, micro concrete, high flow (Class C) cementitious grout designed for large or deep pour applications. Class C grouts expand in both their plastic and hardened state making them ideal for precision grouting applications where dynamic loads or continuous vibration is present. Penatech LA is recommended for cementitious grouting where high flow and high application thickness is required. The excellent flow retention makes it ideal for large applications up to 800mm in a single application such as bridge bearing pads and crane rails.



CODE	DESCRIPTION	PALLET QTY
GPLA20	PenaTech Grout LA - Deep Pour Grout	48



AFTEK EPIGROUT S

Aftek Epigrout S is a high-performance, high-strength fluid epoxy grout suitable as a pourable or fluid grouting material. It can also be bulked out with Aftek F4 or F6 fillers to produce a trowelable, high build mortar or a pourable flowable grout for deep pour applications. With high early strength, high mechanical strength and high chemical resistance, Epigrout S is also well suited to underwater and marine applications.



CODE	DESCRIPTION	KIT SIZE
REAFES15	Aftek Epigrout S	15L



AFTEK EPILOX BINDER SYSTEM

Aftek Epilox Binder is a multi-purpose high-performance Epoxy Binder System. The two-part solvent-free epoxy resin binder can be used standalone as an epoxy primer for the subsequent application of repair products and epoxy grouts. Epilox binder can also be mixed with fillers and aggregate to produce epoxy mortars of various consistencies. It can be used on both vertical and horizontal surfaces and an epoxy paste or filler/grout. Essentially, the epilox binder is a “mix your own” epoxy grout to specification. The datasheet includes a range of mixed designs depending on application – complete with tensile, flexural and compressive strength indications.



CODE	DESCRIPTION	KIT SIZE
BAAFE30	Aftek Epilox Binder 30L Kit	30L
REAFEPF420	Aftek Epilox F4 Fillers	20kg



SIKADUR 31

Sikadur 31 is a structural, two-component adhesive and repair mortar with a variety of applications. Ideal to be used as a structural adhesive for bonding concrete elements, natural stone, steel to concrete etc. It can also be used as a repair mortar to repair corners and edges, filling small holes or voids, and joint and crack repair.

It's easy to mix and apply, has exceptional adhesion, and hardens without shrinkage.



CODE	DESCRIPTION	KIT SIZE
RES316	Sikadur 31 - 6kg Kit	6kg
RES3130	Sikadur 31 - 30kg Kit	30kg



SIKADUR 41

Sikadur 41 is a 3 component, solvent-free epoxy resin patching mortar. It is made up of the Sikadur 31 part A & B and is mixed 5kg of graded aggregate (Sand) to make an epoxy mortar capable of patching up to 60mm in a single application. Sikadur 41 is ideal for making structural repairs to precast and insitu concrete as well as repairing damaged concrete, crack repair, etc. Sikadur 41 hardens without shrinking and is extremely durable and chemical resistant.



CODE	DESCRIPTION	KIT SIZE
RESD4111	Sikadur 41 - 11kg Kit	11kg



SIKADUR 52

Sikadur 52 is a two component, solvent free epoxy resin designed to penetrate cracks between 0.2 and 5mm wide. The low viscosity and free flowing nature of Sikadur 52 makes it ideal as a crack repair solution on horizontal surfaces and can be injected for vertical applications. It can also be used as an epoxy primer underneath epoxy mortars and screeds on dense substrates. Sikadur 52 is available in a 3kg kit however it can be also be supplied in a 450mm cartridge gun for crack injection applications.



CODE	DESCRIPTION	KIT SIZE
RES52423	Sikadur 52 - 3kg Kit	3kg



NEED TO FORM A PIT?

TRY GEOPLAST FORMWORK.

- Simple to Assemble
- Simple to Strip
- Modular - Make many different sizes
- No cranes or lifting equipment required
- Reuse many times
- Great finish

Scan the QR Code or click here to find out more.



Geoplast

MEGAPOXY H

Megapoxy H is a multi-purpose, low-viscosity, slow-cure epoxy resin binder system. As a standalone product, it can be used as an epoxy primer for bonding old concrete to new concrete or as a primer for toppings and repair products. It can also be used to anchor rebar or steel into horizontal concrete. Mixing Megapoxy H with epoxy grade aggregates creates a variety of epoxy mortars, pastes and screeds to form bridge bearing pads, epoxy topping screeds and ramps.



CODE	DESCRIPTION	KIT SIZE
REMPH4	Megapoxy H - 4L Kit	4L
REMPH20	Megapoxy H - 20L Kit	20L

MEGAPOXY P1

Megapoxy P1 is a two-component high-strength epoxy paste with a wide range of applications for civil engineering. It is easy to mix and apply and is free of VOC's making it safe to use in structures that are in contact with potable water. Whilst P1 can be used to bond precast sections and steel to concrete, P1 is also suitable to protect reinforcing where concrete cover is insufficient. A 3mm layer of Megapoxy P1 provides protection to reinforcing steel equivalent to approximately 50mm concrete cover.



CODE	DESCRIPTION	KIT SIZE
REMP14	Megapoxy P1 - 4L Kit	4L
REMP120	Megapoxy P1 - 20L Kit	20L

MEGAPOXY PF

Megapoxy PF is a rapid set epoxy adhesive which sets in 3-5 minutes and is ideal for on the spot emergency repairs to concrete tanks, pipes and structures. Megapoxy PF "hardens-as-you-hold-it" and attains more than half its ultimate strength in just 15mins. After just 30mins Megapoxy PF can be machined or ground to desired shape depending on application.



CODE	DESCRIPTION	KIT SIZE
REMPPF4	Megapoxy PF - 4L Kit	4L
REMPPF20	Megapoxy PF - 20L Kit	20L

GROUT CUBE MOULD

Site sampling of grouts, cement and mortars on site ensures that the material being mixed and placed on site is actually to specification. Standards such as AS 1012, AS 2703 and AS1100 place strict guidelines on the size and dimensional accuracy of the specimen to ensure consistent test results. Our precision machined steel grout cube moulds are dimensionally accurate and water tight and can be disassembled to demould the specimens once cured. They're ideal for testing class A and class C grouts along with many other expansive repair mortars, cements and grouts.



CODE	DESCRIPTION
GCM753	3-Gang 75mm Grout Cube Mould



AFTEK TRULEVEL ECONOSCREED RAPID

TruLevel EconoScreed is a ready-to-use, rapid hardening, and drying, high early strength, slump-free, and shrinkage compensated screed ideal for altering the level and grade of existing floors or pavements. EconoScreed develops a high early strength and sets quickly accepting light foot traffic after 2 hours and can be tiled over in 4 hours. With the ability to pour from 1-200mm in a single application, EconoScreed is ideal for reinstatement projects where falls to a drain are required.



CODE	DESCRIPTION	BAG SIZE	PALLET QTY
FSAES20	Aftek TruLevel EconoScreed Rapid	20kg	48



DRIBOND REINFORCED SCREED

Dribond Reinforced Screed is a premixed, fast-setting, cement-based, resin-modified screed. Blended with glass fibers and hard-wearing aggregates, Reinforced Screed makes a hardwearing, impact, crack and chemical resistant floor compound and is often used to create falls to drains on dairy and piggery floors. The high ultimate strength of 79MPa makes the surface resistant to the constant impact of animal hooves and general agricultural wear and tear.



CODE	DESCRIPTION	BAG SIZE	PALLET QTY
FSDRS20	Dribond Reinforced Screed	20kg	48



BOSS LEVEL STANDARD

Boss Level standard is an economical self-levelling compound ideal for creating a level surface prior to the application of floor coverings such as carpet, tiles, vinyl, and floating timber floors. Simply mix with water, apply to the prepared surface and let Boss Level do the rest. The compound will naturally flow to the lowest point creating a perfectly flat surface.

Boss Level will also dry exceptionally fast accepting foot traffic in 3-4 hours and can be applied up to 30mm thick in a single application. Subsequent floor coverings can be applied 24 hours after application.



CODE	DESCRIPTION	BAG SIZE	PALLET QTY
LFBS20	Boss Level Standard	20kg	48



AFTEK TRULEVEL BULK FILL

TruLevel BulkFill is a specially formulated levelling compound designed to achieve a high build flat surface prior to the application of floor coverings. BulkFill can be used to fill up to 200mm in a single application and provides a stable, crack-free surface that can be walked on in 3-4 hours and subsequent coverings applied after 24 hours. Bulk fill can also be overcoated with a trafficable floor leveller for light industrial applications.



CODE	DESCRIPTION	BAG SIZE	PALLET QTY
LFTLB20	Aftek Tru-Level Bulk Fill	20kg	48



AFTEK TRULEVEL TUFF TOP

TruLevel TuffTop is a self-levelling overlay designed as a standalone overlay for both internal and external applications. It is an easy and economical option to resurface garage and warehouse floors giving them a new lease on life. TuffTop is fibre reinforced making it exceptionally tough and hardwearing and can be used as a trafficable surface in domestic, commercial and industrial applications.



CODE	DESCRIPTION	BAG SIZE	PALLET QTY
LFTLT20	Aftek Tru-Level Tuff Top	20kg	48



DRIBOND LEVEL FLOOR TUFF

Dribond Level Floor tough is a resin-modified, fast-setting, cement-based levelling compound and repair screed. Its smooth texture and high fluidity make it easy to apply from a feather edge (0mm) to 15mm in a single application. Level Floor Tuff results in a high-strength, hard-wearing, chemical-resistant, trafficable surface ideal for use in commercial and industrial applications.



CODE	DESCRIPTION	BAG SIZE	PALLET QTY
LFDT20	Dribond Level Floor Tuff	20kg	48



REPAIRS, COATINGS & WATERPROOFING - GROUTS & REPAIR PRODUCTS

AFTEK HB - HIGH BUILD REPAIR MORTAR

Aftek High Build Repair Mortar HB is a high build, shrinkage compensated, polymer-modified repair mortar for vertical and overhead repairs to precast and off-form concrete. HB has a high ultimate compressive strength, high abrasion resistance and can be built up to 70mm without slump. The high adhesion strength of HB makes it ideal for vertical and overhead patching. HB is often overcoated with fairing coat for a smooth finish which can be blended into the surrounding surface.



CODE	DESCRIPTION	BAG SIZE	PALLET QTY
RMAHB18	Aftek High Build Repair Mortar	20kg	64



AFTEK HB50 - HIGH BUILD REPAIR MORTAR

Aftek PenaPatch HB50 is a high strength, high build, medium weight, shrinkage compensated structural repair mortar for vertical, overhead, and horizontal repairs. Reaching an ultimate strength of 55MPa and the ability to build up to 120mm in a single application, HB50 is ideal for large repairs where structural strength is required. HB50 is often overcoated with fairing coat mortar for a smooth finish which can be blended into the surrounding surface.



CODE	DESCRIPTION	BAG SIZE	PALLET QTY
RMAHB50	Aftek HB50 Repair Mortar	20kg	64



AFTEK HB80 - STRUCTURAL REPAIR MORTAR

Aftek PenaPatch Structural HB80 is a high strength; high build shrinkage compensated repair mortar for vertical or horizontal applications. Reaching an ultimate strength of 80MPa and the ability to build up to 180mm in a single application, HB80 is ideal for large repairs where structural strength is required. HB80 is often overcoated with fairing coat mortar for a smooth finish that can be blended into the surrounding surface.



CODE	DESCRIPTION	BAG SIZE	PALLET QTY
RMASHB8020	Aftek HB80 Structural Repair Mortar	20kg	64



AFTEK FAIRING COAT MORTAR

Fairing Coat Mortar also called "FC" for short, is a fine textured, fast setting compound for patching small pin holes and deformations in precast and off-form concrete. Fairing coat mortar can be applied up to 5mm thick and is designed to set quickly with negligible shrinkage. Applications include; patching defects in off form concrete, facing up "boney" concrete surfaces, as a skim coat over high build repairs. Fairing coat is also available in three colours; grey, white and off-white to suit most concrete mixes.



CODE	DESCRIPTION	BAG SIZE	PALLET QTY
RMAFC20	Aftek Fairing Coat Mortar - Grey	20kg	64
RMAFCO20	Aftek Fairing Coat Mortar - Off White	20kg	64
RMAFCW20	Aftek Fairing Coat Mortar - White	20kg	64



AFTEK LW - LIGHTWEIGHT PANEL PATCH

Aftek PenaPatch Panel LW repair mortar is a fire-rated, lightweight patching mortar for patching stich plates in tilt slab or pre-cast construction. The lightweight aggregates used in LW allow for a build up to 100mm in one application. The mortar provides strong adhesion with little slump and negligible shrinkage. PenaPatch Panel LW is available in 3 colours, grey, off-white, and white and may be sanded to produce a smooth surface prior to painting or the application of render.



CODE	DESCRIPTION	BAG SIZE	PALLET QTY
RMALW10	Aftek LW Repair Mortar - Grey	10kg	64
RMALWO10	Aftek LW Repair Mortar - Off White	10kg	64
RMALWW10	Aftek LW Repair Mortar - White	10kg	64



DRIBOND PATCH & ANCHOR

Dribond Patch & Anchor is a fast setting, non-shrink, polymer-modified cement patching and anchoring compound for concrete, blockwork, and masonry surfaces. The high ultimate strength and excellent adhesion make it ideal for patching concrete, patching blockwork and repairing damaged kerb and channel. It can also be used to anchor bolts, posts, bars, pipes, and machinery bolts. It's easy to use – simply add water and apply.



CODE	DESCRIPTION	BAG SIZE	PALLET QTY
RMDPAA20	Dribond Patch & Anchor	20kg	48



REPAIRS, COATINGS & WATERPROOFING - GROUTS & REPAIR PRODUCTS

DRIBOND RAPID SET 45

Dribond Rapid Set 45 is a fast setting, non-slump, cement patching, and repair compound for internal repairs of concrete and masonry surfaces. Typical applications include; repairing concrete stairs, patching holes in floors and walls, forming falls from feather edge (0mm) to 45mm, and for forming coves. It's simple to use – just add water and apply. Rapid Set 45 will set in 1 hour, reaches 54 MPa after just 1 day and 78MPa after 28 days.



CODE	DESCRIPTION	BAG SIZE	PALLET QTY
RMDRS4520	Dribond Rapid Set 45	20kg	64



STONE DUST & CEMENT

Stone Dust & Cement is a specially formulated blend of dried blue metal stone dust and cement and has a variety of uses when finishing concrete. When trowelled into fresh concrete, stone dust & cement creates more “cream” to work with and results in a high strength, harder wearing final surface. It can also be used to help finish concrete that has been rain-affected. Stone Dust & Cement can also be mixed with water to create a slurry for finish kerb and channel.



CODE	DESCRIPTION	BAG SIZE	PALLET QTY
SDC20	Stone Dust & Cement	20kg	48



GOT LEFTOVER CONCRETE OR NEED TO WASH OUT THE PUMP?

set-up

If you're using a line or boom pump to pump concrete, at the end of the pour, you'll need to washout the truck and lines. Gone are the days when you could simply wash it out on the ground and dispose of it when it hardens. Concrete washout bags fit under the hopper of the pump and are designed to capture the liquid and concrete waste.

Find them on Page 232



Scan the QR code with your phone or click here for more information.

BOSS BOND BONDING AGENT

BossBond is a multipurpose PVA-based primer with a wide range of applications. When mixed with water, BossBond can be used to prime concrete prior to the application of repair mortars and screeds. It can also be diluted further (1:6) with water and used as a dustproof / sealer.

BossBond can also be used to create a bonding slurry or screed by mixing it with water, sand, and cement.

BossBond is not recommended for substrates that will be submerged or exposed to moisture. We recommend Acrybond for external applications.



CODE	DESCRIPTION
BABB1	Boss Bond 1L
BABB5	Boss Bond 5L
BABB20	Boss Bond 20L



DRIBOND ACRYBOND

Dribond Acrybond is a multi purpose acrylic primer and bonding agent with a wide range of applications. Importantly, Acrybond is acrylic meaning it is not affected by water or moisture once set making it ideal for external applications.

When mixed with water, Acrybond is ideal for priming concrete prior to the application of repair mortars and screeds. It can also be used as a fortifying additive to improve the flexural and tensile strength of repair mortars and cement screeds etc.



CODE	DESCRIPTION
BADAB1	Dribond Acrybond 1L
BADAB5	Dribond Acrybond 5L
BADAB20	Dribond Acrybond 20L



DRIBOND SUPER PRIME

Dribond Super Prime is an acrylic primer for use on smooth or burn finished concrete prior to the application of toppings and repair mortars. The primer features solvent-like penetration into the substrate eliminating the need to etch or scabble the surface. It also prevents air bubbles from rising through levelling compounds. Super Prime is applied directly to the substrate without dilution.



CODE	DESCRIPTION
BADSP5	Dribond Super Prime 5L
BADSP20	Dribond Super Prime 20L



DRIBOND KEMCRETE

Dribond Kemcrete is an acrylic liquid-based admixture and primer for structurally sound concrete and mortar mixes. When mixed 1:1 with water, Kemcrete is suitable for priming concrete prior to the application of repair mortars and screeds. Mixing Kemcrete 1:1 with dry cement, creates a bonding slurry that acts as a primer for water immersed applications – ideal for repairs to pools, tanks etc.

Kemcrete can also be used to make waterproof renders, floor toppings, graded screeds, renders and patching compounds.



CODE	DESCRIPTION
BADKC20	Dribond Kemcrete 20L



AFTEK ZINC RICH PRIMER

Aftek Zinc Rich primer is an extremely durable one component, epoxy resin with a sacrificial zinc pigment designed to protect steel surfaces against rust and corrosion. Zinc Rich primer is ideal for protecting exposed reinforcing bar prior to the application of repair mortars. The product provides a barrier to further corrosive elements such as chlorides found in some repair mortars.



CODE	DESCRIPTION
PRAZR1	Aftek Zinc Rich Primer - 1L



AFTEK RENDERGRIP A

Aftek Rendergrip A is a multipurpose acrylic primer and bonding agent with a wide range of applications. Rendergrip is resistant to hydrolysis (won't break down in water) making it ideal for both internal and external applications. Rendergrip A can be used straight out of the drum and can be used for priming concrete surfaces prior to the application of repair products as well as a curing compound to reduce premature shrinkage cracking.



CODE	DESCRIPTION
BAARA20	Aftek Rendergrip A - 20L



AFTEK UNIVERSAL PRIMER

Aftek Universal Primer is a unique water-based acrylic primer for use on porous and non-porous substrates such as tiles, painted surfaces (waterbased only), sealed and burnished concrete floors. On porous substrates, universal primer can be diluted at a ratio of 1 part primer to 2 parts water. For non-porous substrates, it should be applied neat. If the surface is extremely smooth or shiny, it is recommended a light grind or sand be conducted to enhance adhesion.



CODE	DESCRIPTION
BAAUP20	Aftek Universal Primer - 20L



BORAL HIGH STRENGTH CONCRETE

Boral HS Concrete is a high-strength, MPa bagged concrete containing quality aggregate, sands, and cement. It is generally only required for small pours, remediation jobs, footings, post setting, or where site access is limited. The 50MPa mix is also ideal for structural repairs or where a higher strength concrete is required.



CODE	DESCRIPTION	BAG SIZE	PALLET QTY
CBHS20	Boral HS Concrete 50MPa Mix	20kg	72



BORAL GENERAL PURPOSE CEMENT

Boral general purpose cement is made in Australia and exceeds the AS3972 requirements for general purpose and blended cements. Boral GP cement has a wide range of uses on the jobsite including mortar mixes, render, site mixed concrete, screeds, and more.



CODE	DESCRIPTION	BAG SIZE	PALLET QTY
CGP20	Boral General Purpose Cement	20kg	72



BORAL BITUPACK

Boral Bitupack is easy to use and is ideal for temporary pavement repairs. Simply pour the mix into the area to be patched, compact with a tamper, vibrating plate, or rammer and you're good to go. Boral Bitupac is packaged in 20kg bags and is ideal for the temporary repair of footpaths, roads, ramps, and trenches.



CODE	DESCRIPTION	BAG SIZE	PALLET QTY
BITBP20	Boral Bitupack	20kg	50



X100 GREEN CONCRETE CURE & HARDENER

X100 Cure & Hardener is a non-membrane forming colloidal silicate proprietary solution that provides an exceptional cure regime equal to water pond curing. X100 is applied to the concrete surface immediately after the initial set and helps cure the concrete as well as densifies and dustproofs the surface. As X100 is a "Non-membrane" forming compound, it does not comply with AS3699 standard for concrete curing.

X100 also provides a very effective cure when applied on shotcrete walls.



CODE	DESCRIPTION	COVERAGE
GCX10015	X100 Green Concrete Cure & Hardner 15L	5m2 / L
GCX1001200	X100 Green Concrete Cure & Hardner 200L	5m2 / L

DENSIPROOF X200

Densi-proof X200 is a single pack penetrating waterproofing solution designed to waterproof and densify new and old concrete. X200 penetrates deep into the capillaries and voids of the concrete forming permanent gel making the whole concrete mass impermeable. X200 can also be applied to fresh concrete to assist in curing whilst providing densifying and hardening the surface and providing a permanent internal water barrier. Densi-proof X200 will even travel into concrete against hydrostatic pressure to permanently stop water/free moisture leakage if present.



CODE	DESCRIPTION	COVERAGE
DPX20015	Densi-proof X200 - 15L	5m2 / L
DPX200200	Densi-proof X200 - 200L	5m2 / L



MOISTURE FIX X220

Moisture Fix X220 is a single pack, ready-to-use solution designed to penetrate new or old concrete and eliminate the risks and problems associated with subfloor moisture. X220 penetrates deep into the concrete matrix forming a colloidal silicate gel barrier which makes the concrete mass permanently impermeable. In most cases, floor preparation and floor coverings can be applied after 24 hours of application (Concrete must be cured for a minimum of 28 days). Moisture X220 is very similar to the Densi-Proof X200 however it cannot be sprayed from an airless sprayer. X220 is designed for either pour on and spread with a soft broom or apply with a low pressure, non atomising, pump type sprayer.



CODE	DESCRIPTION	COVERAGE
MFX22015	Moisture Fix X220 - 15L	5m2 / L
MFX220200	Moisture Fix X220 - 200L	5m2 / L



X550 CARPARK AND WAREHOUSE

X550 Carpark & Warehouse is a proprietary silicate silicate water based formulation suitable for both new and old concrete. When applied to green (new) concrete, X550 penetrates deep into the concrete helping with the initial cure. X550 also provides on going dust proofing, surface hardening and stain resistance. X550 can also be applied to old concrete to help densify and dustproof the surface and provide added stain resistance. X550 is compatible with acrylic or solvent based line marking paints making it ideal for application in large warehouses, carparks and basements.



CODE	DESCRIPTION	COVERAGE
X55015	X550 Carpark & Warehouse 15L	5m ² / L
X550200	X550 Carpark & Warehouse 200L	5m ² / L



GRIPKOTE BITUMEN PAINT

GripKote 300 is a brushable multi-purpose waterproofing emulsion. The unique non toxic, non hazardous and odourless formulation makes it suitable for waterproofing drinking water tanks and fish ponds. It is also ideal for use as a waterproof membrane behind retaining walls or masonry walls below grade. Simply apply with a roller or broom or high pressure sprayer at a rate of 1m² per litre per coat.



CODE	DESCRIPTION	COVERAGE
BPG20	GripKote 300 Bitumen Paint - 20L	1m ² / L
BPG4	GripKote 300 Bitumen Paint - 4L	1m ² / L



CORFLUTE

The low cost of corflute makes it ideal for protecting waterproof membranes prior to back filling. A membrane can be easily damaged by rocks and stones in the backfilling process which could compromise the effectiveness of the coating. Covering the membrane with corflute prior to back filling will protect it from falling rocks and stones preserving the integrity of the coating. Our customers also use corflute to protect finished surfaces from after trades. Whilst corflute has a myriad of other uses, our corflute is specifically selected for membrane protection and may not be suitable for other uses.



CODE	DESCRIPTION
CF12245B	5mm Black Coreflute Sheet - 2400 x 1200mm



HYDROTITE HYDROPHILIC WATERSTOP

Hydrotite is a unique swellable hydrophilic waterstop with a range of features not found in other waterstops. Consisting of a unique combination of expanding hydrophilic material and a non expanding chloroprene rubber, co-extruded to form a single strip. This unique design means that the expansion is directed evenly across the joint creating an extremely effective positive seal.

Hydrotite also features a rain delay coating preventing pre-expansion if unexpected rain occurs during installation. Hydrotite will also change colour if expansion occurs alerting the contractor of a potential issue. This is very important as the pre-expansion of hydrotite prior to the pouring of concrete may compromise the effectiveness of the water stop. Once hydrotite dries out, it will return to its natural size and colour.



CODE	DESCRIPTION	BOX QTY
WSHT0220	DSS0110-PF Hydrotite - 2mm x 20mm x 25m	4 Rolls
WSHT0725	CJ0725-3K Hydrotite - 7mm x 25mm x 10m	4 Rolls
WSHT1020	CJ1020-2K Hydrotite - 20mm x 10mm x 10m	5 Rolls
WSHTLM	Hydrotite Leakmaster LV-Z Cartridge - 300ml Cartridge	6 Cartridges
WSHTRSS16	RSS16 Hydrotite - 16mm Round x 10m	1 Roll
WSHTRSS20	RSS20 Hydrotite - 20mm Round x 10m	1 Roll
WSHTRSS25	Hydrotite RSS25 - 25mm Round x 5m	1 Roll



VOLCLAY RX BENTONITE WATERSTOP

Waterstop RX is a high performance bentonite/butyl rubber swellable waterstop for vertical and horizontal cast in place reinforced concrete structural joints. The waterstop is typically placed centrally in the joint and is designed to prevent the migration of water in either direction. The bentonite waterstop will expand up to 15 times its volume in water and will seal cracks using the very pressure of water itself to fill and block any gaps.



CODE	DESCRIPTION	BOX QTY
WSVRX101	Volclay RX101 Bentonite Waterstop	5 Rolls
WSVRX101T	Volclay RX101T Bentonite Waterstop	6 Rolls
WSVRX102	Volclay RX102 Bentonite Waterstop	6 Rolls
WSVA310	Volclay Akwaswell Gun Grade Bentonite Waterstop 300ml	12 Cartridges



VOLCLAY CETSEAL ADHESIVE

Cetseal is a multi-purpose, single-component, polyether moisture cure sealant and adhesive specifically designed to adhere Volclay Waterstop RX. The 100% solids adhesive has very low VOC's, low shrinkage, and excellent UV resistance.



CODE	DESCRIPTION	BOX QTY
WSCET300	Volclay Cetseal Adhesive - 300ml	12 Cartridges
WSCET600	Volclay Cetseal Adhesive - 600ml	12 Sausages



XYPEX KUNISEAL C-31DS

Kuniseal C-31DS is a unique composite bentonite waterstop designed to prevent water ingress through concrete construction joints. The unique combination of active bentonite, mineral oil, and modified polymer is super easy to install, easy to shape and conform to irregularities on the surface of the concrete. Kuniseal is wrapped in a hydro-bag which doubles as the adhesive. Wetting the hydro-bag will transform the bag into an adhesive and can be applied directly to the substrate. Dry Kuniseal can also be applied directly to a wet substrate to achieve the same adhesive transformation. Kuniseal is unlike other waterstops where it simply fills the space available without exerting undue pressure on the surrounding substrates. For this reason, Kuniseal only requires a minimum concrete cover of 30mm. Kuniseal is supplied in a box of 20 x 1m rolls.



CODE	DESCRIPTION	BOX QTY
WSXKS120	Xypex Kuniseal C-31DS - Box of 20 x 1m Rolls	20 Rolls



PVC WATERSTOP

PVC waterstops are ideal for sealing critical joints in concrete as they provide the best defense against water ingress. The PVC profile is cast in both the first and second slab creating a physical, impermeable barrier. Furthermore, PVC profiles are welded together at intersections or joins to ensure a consistent waterstopping barrier. The width of a PVC waterstop is generally matched to the thickness of the concrete and is available in two main types, centrally placed (Centrestop) or externally placed (Rearguard).

Centrally placed waterstop is generally tied to the reinforcing and is located centrally in the joint and is available for both construction and expansion joints. Externally placed waterstop is typically placed at the back of the joint and is generally adhered to formwork. Externally placed waterstop is available for both construction joints and expansion joints.



CODE	DESCRIPTION	JOINT TYPE
WSHS150EXT-C	Hydrostop 150mm PVC Rearguard Waterstop - CJ927	Construction
WSHS150EXT-E	Hydrostop 150mm PVC Rearguard Waterstop - CJ923	Expansion
WSHS150INT-C	Hydrostop 150mm PVC Centre-Stop Waterstop - CJ955	Construction
WSHS150INT-E	Hydrostop 150mm PVC Centre-Stop Waterstop - CJ951	Expansion
WSHS200EXT-C	Hydrostop 200mm PVC Rearguard Waterstop - CJ928	Construction
WSHS200EXT-E	Hydrostop 200mm PVC Rearguard Waterstop - CJ924	Expansion
WSHS200INT-C	Hydrostop 200mm PVC Centre-Stop Waterstop - CJ956	Construction
WSHS200INT-E	Hydrostop 200mm PVC Centre-Stop Waterstop - CJ952	Expansion
WSHS250EXT-C	Hydrostop 250mm PVC Rearguard Waterstop - CJ929	Construction
WSHS250EXT-E	Hydrostop 250mm PVC Rearguard Waterstop - CJ925	Expansion
WSHS250INT-C	Hydrostop 250mm PVC Centre-Stop Waterstop - CJ957	Construction
WSHS250INT-E	Hydrostop 250mm PVC Centre-Stop Waterstop - CJ953	Expansion



WATERSTOP WELDING IRON

Ensuring the integrity of a PVC waterstop installation generally comes down to the joining of the waterstop. The process of welding PVC joints ensures a continuous impermeable waterstop. The thermostatically controlled iron heats up quickly, is simple to use and when used correctly will ensure a perfectly welded joint.



CODE	DESCRIPTION
WSHSWI	PVC Waterstop Welding Iron



FORM 'N' FILL



set-up

WHAT IS FORM 'N' FILL?

Form 'N' Fill is a sacrificial formwork, also known as permanent formwork, and is designed to be left in place after the pour. The sheets consist of a wire mesh encased in a heavy duty polyethylene heat-shrink film and are available in a range of sheet sizes from 600mm to 1800mm.

WHERE CAN FORM 'N' FILL BE USED?

Sacrificial formwork is ideal for forming pile caps, foundations, ground beams, construction joints, void formation, waffle slabs and more. Form 'N' Fill is also a great way to reduce blowouts and concrete usage when forming foundations in unstable soil.

WHY USE FORM 'N' FILL?

FASTER - Form foundations, pile caps and beams in half the time of conventional formwork. Foundation is also back-filled before the concrete is poured allowing other site works to continue.

CHEAPER - 50% less material cost than conventional formwork, not to mention the labour cost!!!

EASIER - Can be installed and formed with unskilled labour and basic hand tools.

LIGHT WEIGHT - Eliminates the need for cranes or lifting equipment for installation of formwork

NO BRACING REQUIRED - Form 'N' Fill uses the back-fill to brace the formwork saving hours of forming cost.

NO STRIPPING OF FORMWORK - Once the foundation has been poured there's no need to remove any formwork.

BETTER CURING - Leaving concrete and formwork undisturbed provides better curing for foundations and beams.

SAVES SPACE & TRANSPORT COST - No need to have formwork stacked up on site and no need to transport the formwork off site once the job is complete.

FIND FORM 'N' FILL ON PAGE 31

CONCRETE SEALER	210
SOLVENT & THINNERS	214
COLOUR HARDENER	216
RETARDER	217
OXIDE	218
STENCIL	218

05

DECORATIVE CONCRETE





DECORATIVE CONCRETE - CONCRETE SEALER

MILANO CLEAR SEALER

Milano Clear Sealer is a durable concrete sealer specifically formulated for sealing and protecting concrete surfaces where a medium gloss finish is required. By creating a protective barrier, Milano Clear Sealer keeps your concrete from stains and damage caused by weathering, UV rays and other environmental factors. Plus it makes cleaning and maintenance a breeze! Don't forget your thinners? The first coat of Milano Clear needs to be thinned with Milano thinners or xylene to help the sealer penetrate into the concrete for a good bond.



CODE	DESCRIPTION	PALLET QTY
MS20CL	Milano Clear Sealer 20L	48



MILANO PRIMER COAT

Milano Primer Coat is a high quality solvent based acrylic sealer specifically formulated for use on concrete surfaces and is the first coat in the Milano Simple Seal System. One of the advantages of Primer coat is that it can be used straight from the drum, no thinning required. Follow on with coat of Milano High Gloss Top Coat and the job's done. As easy as 123.



CODE	DESCRIPTION	PALLET QTY
MCS20CL	Milano Primer Coat 20L	48



MILANO TOP COAT

Milano top coat is a high quality solvent-based acrylic sealer specifically formulated for use on concrete and is the second coat in the Milano Simple Seal System. With a high solids content and a high gloss finish, Milano Top Coat forms a durable coating that will deepen and enrich most concrete surfaces. If following the Milano Simple Seal System, Milano Primer Coat should be applied before applying Top Coat.

Milano Top Coat can also be used as a standalone high gloss sealer however the first coat should be thinned with xylene/solvent as per standard application.



CODE	DESCRIPTION	PALLET QTY
MHG20CL	Milano Top Coat 20L	48



DECORATIVE CONCRETE - CONCRETE SEALER

NUTECH AGRESEAL

Nutech Agreseal sealer is a deep penetrating, solvent-based acrylic sealer specifically formulated to enhance and protect exposed aggregate concrete. Agreseal is recommended as a two-coat system that will provide a durable surface, ideal for pedestrian and light vehicle traffic. Agreseal not only repels water, it enhances the aggregate and colour whilst protecting the surface against most stains such as grease and oil. Don't forget your solvent! The first coat of Nutech agreseal should be thinned with xylene/solvent as per standard application.



CODE	DESCRIPTION	PALLET QTY
AGRE20	Nutech Agreseal 20L	32



NUTECH PAVECOAT - CLEAR

Nutech PaveCoat is a high performance, solvent-based acrylic sealer designed to seal and protect and enhance concrete surfaces. Known as a wet look sealer, Nutech PaveCoat Clear will deepen the colour of the concrete and provide a moderate gloss finish. Imagine if you were to wet the surface of your concrete with water, the surface would darken and there would be a slight sheen. This is essentially what sealed concrete will look like however, it will lose some sheen over time with surface wear. Nutech Matt Clear sealer contains a matting agent to remove some of the gloss. Whilst it will still darken the surface, it will provide very little sheen. If you're looking for a high quality sealer to protect your driveway, patio or paths, Nutech PaveCoat is an ideal choice.



CODE	DESCRIPTION	PALLET QTY
NS20CL	Nutech PaveCoat Clear Sealer 20L	32
NM20CL	Nutech PaveCoat Matt Clear Sealer 20L	32



NUTECH SILICON SEALER

Nutech Silicon sealer is a deep penetrating, non film-forming, solvent based sealer for concrete, masonry and terracotta. It has been specially developed to provide protection to the surface without altering the appearance or texture of the substrate. Silicon sealer will even provide water repellance to porous substrates and produce a beading effect within a few hours. It can be used on a range of substrates including; concrete, mineral plaster, cement sheet, natural stone, brick masonry and rendered surfaces.



CODE	DESCRIPTION	PALLET QTY
NSS20CL	Nutech Silicon Sealer 20L	32



DECORATIVE CONCRETE - CONCRETE SEALER

NUTECH PAVECOAT SEALER - COLOURED

Nutech PaveCoat is a high performance, solvent-based acrylic sealer designed to seal and protect and enhance concrete surfaces. Also known as 'Driveway Paint', Nutech coloured sealer is ideal for rejuvenating and recolouring new and old concrete. Coloured Sealer will not only seal and protect your concrete, it will give a full colour coating, just like painting a wall. It's easy to apply and with the right preparation, Nutech Coloured sealer will provide a long lasting, attractive, easy to clean coating. If you're looking for a high quality sealer to protect your driveway, patio or paths, Nutech PaveCoat is an ideal choice.

Don't forget your solvent! The first coat of Nutech PaveCoat should be thinned with xylene/solvent as per standard application.



CODE	DESCRIPTION	PALLET QTY
NS20CO-BASALT	Nutech PaveCoat Coloured Sealer - Basalt - 20L	32
NS20CO-BEI	Nutech PaveCoat Coloured Sealer - Beige - 20L	32
NS20CO-BLK	Nutech PaveCoat Coloured Sealer - Black - 20L	32
NS20CO-BSHL	Nutech Pavecoat Coloured Sealer - Bushland - 20L	32
NS20CO-BSTON	Nutech PaveCoat Coloured Sealer - Bluestone - 20L	32
NS20CO-CCREA	Nutech Pavecoat Coloured Sealer - Classic Cream - 20L	32
NS20CO-CHAR	Nutech PaveCoat Coloured Sealer - Charcoal - 20L	32
NS20CO-CHOC	Nutech PaveCoat Coloured Sealer - Chocolate - 20L	32
NS20CO-COVE	Nutech PaveCoat Coloured Sealer - Cove - 20L	32
NS20CO-DUNE	Nutech Pavecoat Coloured Sealer - Dune - 20L	32
NS20CO-EARLG	Nutech PaveCoat Coloured Sealer - Earl Grey - 20L	32
NS20CO-EVE	Nutech Pavecoat Coloured Sealer - Evening Haze - 20L	32
NS20CO-GMETFT	Nutech PaveCoat Coloured Sealer - Gunmetal - 20L	32
NS20CO-GRETERRA	Nutech PaveCoat Coloured Sealer - Grecian Terracotta - 20L	32
NS20CO-GUL	Nutech PaveCoat Coloured Sealer - Gully - 20L	32
NS20CO-IRED	Nutech PaveCoat Coloured Sealer - Indian Red - 20L	32
NS20CO-ISTON	Nutech PaveCoat Coloured Sealer - Ironstone - 20L	32
NS20CO-JASP	Nutech PaveCoat Coloured Sealer - Jasper - 20L	32
NS20CO-LG	Nutech PaveCoat Coloured Sealer - Light Grey - 20L	32
NS20CO-MANG	Nutech PaveCoat Coloured Sealer - Mangrove - 20L	32
NS20CO-MANORR	Nutech PaveCoat Coloured Sealer - Manor Red - 20L	32
NS20CO-MBG	Nutech PaveCoat Coloured Sealer - Mid Brunswick Green - 2	32
NS20CO-MIDNIGHT	Nutech PaveCoat Coloured Sealer - Midnight - 20L	32
NS20CO-MON	Nutech PaveCoat Coloured Sealer - Monument - 20L	32
NS20CO-MSBRN	Nutech PaveCoat Coloured Sealer - Mission Brown - 20L	32
NS20CO-OXRED	Nutech PaveCoat Coloured Sealer - Oxide Red - 20L	32
NS20CO-PEUC	Nutech PaveCoat Coloured Sealer - Pale Eucalypt - 20L	32
NS20CO-PPBARK	Nutech Pavecoat Coloured Sealer - Paperbark - 20L	32
NS20CO-SADBROW	Nutech PaveCoat Coloured Sealer - Saddle Brown - 20L	32
NS20CO-SAH	Nutech Pavecoat Coloured Sealer - Sahara - 20L	32
NS20CO-SHG	Nutech PaveCoat Coloured Sealer - Shale Grey - 20L	32



DECORATIVE CONCRETE - CONCRETE SEALER

NUTECH PAVECOAT SEALER - COLOURED (Cont'd)

CODE	DESCRIPTION	PALLET QTY
NS20CO-SIEN	Nutech PaveCoat Coloured Sealer - Sienna - 20L	32
NS20CO-SMIST	Nutech Pavecoat Coloured Sealer - Surfmist - 20L	32
NS20CO-SSET	Nutech PaveCoat Coloured Sealer - Sunset - 20L	32
NS20CO-SSTONE	Nutech Pavecoat Coloured Sealer - Sandstone - 20L	32
NS20CO-TER	Nutech PaveCoat Coloured Sealer - Terrain - 20L	32
NS20CO-TERRA	Nutech PaveCoat Coloured Sealer - Terracotta - 20L	32
NS20CO-WAL	Nutech PaveCoat Coloured Sealer - Wallaby - 20L	32
NS20CO-WGREY	Nutech PaveCoat Coloured Sealer - Woodland Grey - 20L	32
NS20CO-WHEA	Nutech PaveCoat Coloured Sealer - Wheat - 20L	32
NS20CO-WHI	Nutech PaveCoat Coloured Sealer - White - 20L	32
NS20CO-WNESS	Nutech PaveCoat Coloured Sealer - Wilderness - 20L	32
NS20CO-WSPRAY	Nutech PaveCoat Coloured Sealer - Windspray - 20L	32

PETROL RESISTANT SEALER

Nutech PaveCoat Petrol Resistant sealer is a high performance, solvent-based acrylic sealer with excellent chemical resistant to petroleum fuels and oils. The unique formulation makes it ideal for service stations, workshops and garages. Pavecoat PR200 not only seals the concrete but also offers protection against most stains including oil and grease.

The first coat of Nutech PaveCoat Petrol Resistant sealer needs to be thinned down with Nutech Petrol resistant solvent to prime the surface and ensure adequate penetration. Petrol resistant sealer CANNOT be thinned down with regular solvent/xylene.



CODE	DESCRIPTION
NPR20CL	Nutech PaveCoat Petrol Resistant Clear Sealer 20L
NPR20CO	Nutech PaveCoat Petrol Resistant Sealer - Non-Standard Colours - 20L
NPR20CO-BLK	Nutech PaveCoat Petrol Resistant Sealer - Black - 20L
NPR20CO-EARLG	Nutech PaveCoat Petrol Resistant Sealer - Earl Grey - 20L
NPR20CO-LG	Nutech PaveCoat Petrol Resistant Sealer - Light Grey - 20L



PETROL RESISTANT SOLVENT

Nutech X-5 Solvent is specifically formulated for use with Nutech Petrol Resistant sealer and must be used when applying Petrol Resistant Sealer. Thinning down the first coat of sealer is essential to prime the surface and ensure adequate penetration.



CODE	DESCRIPTION
SPR20	Nutech Petrol Resistant Solvent - 20L



DECORATIVE CONCRETE - CONCRETE SEALER

MILANO XYLENE THINNERS

Milano thinners is a Xylene based solvent for thinning down most solvent-based acrylic sealers. Most solvent based acrylic sealers recommend thinning down the first coat with thinners to prime the surface and ensure adequate penetration. We normally liken it to painting a wall, you always need to apply undercoat before you apply your top coats.

Milano thinners is not recommended for use with the Milano Primer coat (as this is already diluted) or the Nutech Petrol Resistant sealer as this requires a special Petrol Resistant Solvent.



CODE	DESCRIPTION	BOX QTY	PALLET QTY
SVS4	Milano Xylene Thinners / Solvent - 4L	4	
SVS10	Milano Xylene Thinners / Solvent - 10L	1	
SVS20	Milano Xylene Thinners / Solvent - 20L		32



NUTECH REACTIVATING SOLVENT

Reactivating solvent is a more efficient way to prepare old acrylic sealed surfaces than conventional methods. It is also ideal for the removal of heavy build-up of old acrylic sealer from prior resealing. Reactivating solvent is also an effective method for washing newly applied, moisture affected sealer to remove any milky blooms. Reactivating solvent should not be used as a thinner for solvent based acrylic sealers.



CODE	DESCRIPTION	PALLET QTY
SVR20	Nutech Reactivating Solvent - 20L	32



MEK SOLVENT (Methyl Ethyl Keytone)

MEK solvent or Methyl Ethyl Keytone is a strong solvent which evaporates quicker than standard solvent. MEK is ideal for thinning acrylic solvent based sealers in cooler weather as it evaporates quicker allowing the sealer to skin quicker. This helps protect the sealer from moisture damage and helps prevent milky blooms.



CODE	DESCRIPTION	PALLET QTY
MEK	Methyl Ethyl Ketone 20L	32



DECORATIVE CONCRETE - CONCRETE SEALER

NUTECH ANTI SLIP ADDITIVE

Anti Slip media can be added to the final coat of most acrylic sealers to provide extra grip and traction. The anti slip media can simply be added to the drum and mixed in with the final coat of sealer. One 400g mixed into a 20L drum will provide an approximate slip rating of R2 for surfaces with less than a 15° incline. Up to 800g of anti slip media can be added per 20L drum before the anti slip media becomes too visible on the surface. Be aware that adding too much anti slip media may compromise the effectiveness of the coating and may make it more difficult to clean



CODE	DESCRIPTION
NSA	Nutech Anti Slip Additive - 400g



AVISTA CRUSHED GLASS

Avista Slip Reducing additive is a coarse granulated crushed glass designed to be cast onto wet sealer to increase grip and traction. Slip reducing additive is best broadcast by hand on the the second coat of sealer whilst it is still wet. It is then best to “back roll” over the sealer whilst it is still wet to bed the media into the sealer. Be aware that adding too much anti slip media may compromise the effectiveness of the coating and make it more difficult to clean.



CODE	DESCRIPTION
NSACG5	Avista Slip Reducing Additive - 5kg



MAKINEX HOSE 2 GO PRESSURISED PORTABLE WATER WITHOUT PUMPS, POWER OR ELECTRONICS!!!



FIND IT ON PAGE 96

DECORATIVE CONCRETE - NEW CONCRETE

MILANO COLOUR HARDENER

Milano colour hardener is a selected blend of stone dust, cement and oxide designed specifically for colouring and hardening freshly laid concrete to provide an aesthetically pleasing and hardwearing surface. The colour hardener is cast on to the surface and trowelled in once the concrete has been floated. The resulting surface can then be smooth trowelled, stippled or broomed to create a textured surface. Not only does colour hardener look great, it also results in a surface that is 2-3 times more durable than plain or colour thru concrete. Colour hardener can also be used when laying stencil and stamp patterned concrete to colour the surface.



CODE	DESCRIPTION	PALLET QTY
CHM-BLA	Milano Black Colour Hardener - 20kg	48
CHM-BLU	Milano Bluestone Colour Hardener - 20kg	48
CHM-BRI	Milano Brick Red Colour Hardener - 20kg	48
CHM-CHAR	Milano Charcoal Colour Hardener - 20kg	48
CHM-CHOC	Milano Chocolate Colour Hardener - 20kg	48
CHM-COFF	Milano Coffee Colour Hardener - 20kg	48
CHM-DTERRA	Milano Dark Terracotta Colour Hardener - 20kg	48
CHM-FREN	Milano French Grey Colour Hardener - 20kg	48
CHM-GUN	Milano Gunmetal Colour Hardener - 20kg	48
CHM-LIGH	Milano Lightstone Colour Hardener - 20kg	48
CHM-LTERRA	Milano Light Terracotta Colour Hardener - 20kg	48
CHM-MER	Milano Merino Colour Hardener - 20kg	48
CHM-MOC	Milano Mocha Colour Hardener - 20kg	48
CHM-SBEI	Milano Sandy Beige Colour Hardener - 20kg	48
CHM-SSTON	Milano Sandstone Colour Hardener - 20kg	48



SIKA RUGASOL MH

Sika Rugasol MH is a surface retarder designed specifically for exposing vertical surfaces. Rugasol MH is supplied as a gel and is designed to be applied to the face of formwork prior to placing concrete. The depth of retardation depends on the thickness of the coating, the time elapsed before the retarder is removed, the cement content and the quantity of the water in the mix. Depending on the ambient conditions, Rugasol will retard the surface for up to 3 days giving the concrete plenty of time to setup before the formwork is removed.



CODE	DESCRIPTION	PALLET QTY
EXPRMH10	Sika Rugasol MH Vertical Exposed Aggregate Retarder	50



DECORATIVE CONCRETE - NEW CONCRETE

MILANO STONE FINISH - EXPOSE RETARDER

Milano Stone Finish is an advanced, water-based compound used to retard the set of slurry on horizontal concrete surfaces to produce an exposed aggregate finish. The hi-viz yellow colourant ensures even and adequate coverage whilst the thickening agents prevent the retarder from running on sloping surfaces, increases concrete hydration and resists evaporation. Milano stone finish can be used for both decorative and scabbling applications.



CODE	DESCRIPTION	PALLET QTY
EXPMSF20	Milano Stone Finish Exposed Aggregate Retarder	32



MASTER FINISH 380 EXPOSED RETARDER

Master Finish 380, previously known as MBT expose, is a water based chemical retarder to expose the aggregate in horizontal concrete surfaces. Master Finish 380 delays the set of the top layer of slurry to a controlled depth so it can be washed off once the concrete has set. The purple colouration of the liquid ensures even and adequate application.



CODE	DESCRIPTION	PALLET QTY
EXPMBT20	MBT Master Finish 380 Exposed Aggregate Retarder	32



PRIME EXPOSURE

Prime Exposure surface retarder is a water based retarder designed specifically for exposing the aggregate in horizontal concrete surfaces. The signature, fluoro green pigment is easy to see and ensures even coverage, reducing the risk of missing any areas. The viscosity of Prime Exposure has been developed to enable it to be applied on flat and steep inclines without excessive run off or creating over exposed valleys.



CODE	DESCRIPTION	PALLET QTY
EXPPR20	Prime Exposure Exposed Aggregate Retarder	32



SIKA RUGASOL C

Sika Rugasol C is a liquid retarder for horizontal construction joints and surfaces for use in cooler conditions or low retardation conditions. Rugasol C is an easy to use, economical product applied to obtain a mechanical key for "kicker" joints, renderings, and screeds on horizontal surfaces of freshly placed concrete. Rugasol C eliminates the need for sandblasting or scabbling surfaces when creating a bonding surface for subsequent concrete pours.



CODE	DESCRIPTION	PALLET QTY
EXPRC10	Sika Rugasol C Exposed Aggregate Retarder	50



MILANO CHARCOAL OXIDE

Milano charcoal oxide is a high quality, 100% inorganic pigment specifically designed for use in concrete. Due to its unique formulation, Milano oxide will not fade, has been weather tested and is suitable for both indoor and outdoor concrete colour applications.

Milano oxide is packaged in water soluble bags that are designed to break down in water. This means they can simply be added directly to the concrete mix ensuring accurate dosage and eliminating dust hazards.

Adding 2 bags of Milano charcoal per cubic meter will result in a Jet Black colour.



CODE	DESCRIPTION	PALLET QTY
OMCHAR10	Milano Charcoal Oxide - 10kg	100



DESIGNER STENCIL

Designer stencil is ideal for simulating brick, tile or pavers on new concrete. The paper stencil is laid over freshly floated concrete before a colour hardener is applied to the surface. Once the surface has dried sufficiently, the paper stencil can be carefully removed revealing a perfect brick, tile or paved pattern on the surface of the concrete.

Stencil can also be used in a similar way when applying spray-on resurfacing compound to old concrete. The stencil is laid over the prepared surface before the resurfacing compound is sprayed. When the stencil is removed the pattern is revealed.



CODE	DESCRIPTION
STDBUSH5	Designer Bushrock Stencil - 50m
STDHER5	Designer Herringbone Stencil - 50m
STDRUN5	Designer Running Bond Stencil - 50m



DESIGNER HEADER COURSE

Designer stencil headers are ideal for simulating brick or tile borders on new concrete. The paper stencil is laid over freshly floated concrete before a colour hardener is applied to the surface. Once the surface has dried sufficiently, the paper stencil can be removed revealing a perfect brick border on the surface of the concrete.

Stencil headers can also be used in a similar way when applying spray-on resurfacing compound to old concrete. The stencil is laid over the prepared surface before the resurfacing compound is sprayed. When the stencil is removed, the pattern is revealed.



CODE	DESCRIPTION
SHDBRI5	Designer Brick Header - 50m






BLACK




CHARCOAL



GUNMETAL



BLUESTONE



FRENCH GREY



MERINO



MOCHA



COFFEE



CHOCOLATE



SANDSTONE



BRICK RED



DARK TERRACOTTA



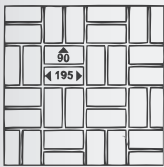
LIGHT TERRACOTTA



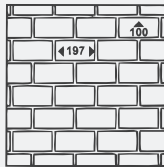
SANDY BEIGE



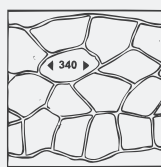
LIGHTSTONE



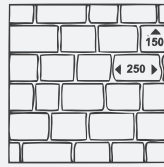
BASKETWEAVE



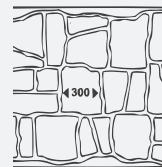
BRICK



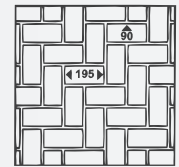
BUSHROCK



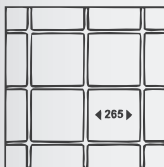
COBBLESTONE



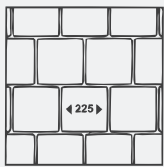
CONVICT BRICK



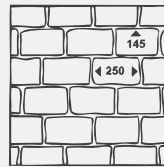
HERRINGBONE



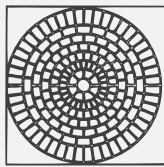
LARGE TILE



QUARRY TILE

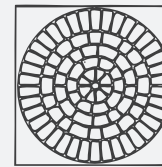


RUSTIC BRICK



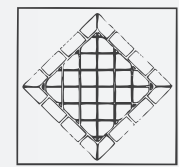
BRICK ROSETTE

Sizes: 2.2, 1.6, 0.9m




COBBLE ROSETTE

Sizes: 1.6m



DIAMOND ROSETTE

Sizes: 1.2m



STAR ROSETTE

Sizes: 1.6m



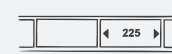
BRICK HEADER



COBBLE HEADER



CONVICT HEADER



EDGE BRICK HEADER



LARGE TILE HEADER

PPE	222
GLOVES	224
SITE CONSUMABLES	227
TEMPORARY BARRIERS	230
WASTE CONTROL	232

06

SITE SUPPLIES





SITE SUPPLIES - PPE

DUST PROTECTION

The average human can only last about 3 minutes without air, so it goes without saying, protecting our airways is pretty essential. If you're cutting concrete, mixing mortars, cutting fiber board, throwing colour etc, a good fitted dust mask is a must. Keep a stock of disposable masks in your truck or site shed so you've got them ready to go.



CODE	DESCRIPTION
DMP2	P2 Valved Dust Mask - Pack of 10



EAR PROTECTION

You don't know how valuable good hearing is until you've lost it. Protecting our hearing may not be high on the agenda for some, but every day equipment and machinery can damage our hearing if used for a period of time. It's a good idea to keep a stock of ear plugs or muffs in your truck or site shed so you've always got them near at hand.



CODE	DESCRIPTION
EMC5GP	Maxi Muff Class 5 Earmuff
EPC100	Maxiplug Corded Earplugs - Box of 100
EPUC200	Maxiplug Uncorded Earplugs - Box of 200



EYE PROTECTION

We've all seen the horror stories on social media of what happens when the grinder blade shatters. Your average sunglasses offer little to no protection from projectiles, especially when they're coming at you with speed or force. We've got clear, smoked and amber safety glasses at affordable prices so you can keep stock in your truck or site shed to make sure they're readily accessible.



CODE	DESCRIPTION	BOX QTY	PACK QTY
SGCA	Safetek Amber Safety Glasses	12	300
SGCC	Safetek Clear Safety Glasses	12	300
SGCS	Safetek Smoked Safety Glasses	12	300



SITE SUPPLIES - PPE

GUMBOOTS - BLUNDSTONE #025 (Steel Capped)

The Blundstone #025 are a waterproof safety gumboot designed to keep your feet safe and dry all day long. The luxury PU footbed with a built in moisture wicking system is designed to keep your feet cool and dry. The PVC / Nitrile upper offers great protection from chemicals and the reinforced ankle, heel and instep protects your foot from impact injuries. Your toes are also protected with a broad fitting type 1 steel toe cap that has been tested to resist a 200 joule impact. Best of all, they're Australian made and come with a 30 day comfort guarantee and a 6 month manufacturers warranty.



CODE	DESCRIPTION
GBBS7	Blundstone #025 Steel Toe Gumboot - Size 7
GBBS8	Blundstone #025 Steel Toe Gumboot - Size 8
GBBS9	Blundstone #025 Steel Toe Gumboot - Size 9
GBBS10	Blundstone #025 Steel Toe Gumboot - Size 10
GBBS11	Blundstone #025 Steel Toe Gumboot - Size 11
GBBS12	Blundstone #025 Steel Toe Gumboot - Size 12



HARD HATS

Hard hats are not fashion statements, they protect heads; that's why we just stock a good quality, comfortable, white hard hat. Made from high impact resistant ABS plastic and fitted with a 6 point webbed harness and adjustable cradle system, this hard hat is good for use all day long. It even has built in vents for air-flow, slots for clip on ear muffs (sold separately) and a deep gutter to protect the wearer from rain. Finally, this hard hat is fully certified to Australian Standards AS/NZS1801:1997.



CODE	DESCRIPTION
HHAT	Long Peak Vented Hard Hat with Ratchet Harness



RIGGERS GLOVES

Riggers gloves are cut from genuine full grain natural leather. With double stitched seams and a wing thumb for a stitch free palm these gloves are as tough as they are comfortable. Ideal for use as a general purpose glove for civil, construction and rigging applications.



CODE	DESCRIPTION	PACK QTY	BOX QTY
GLRIG9	Leather Full Grain Riggers Glove - Size 9	12	120
GLRIG10	Leather Full Grain Riggers Glove - Size 10	12	120
GLRIG11	Leather Full Grain Riggers Glove - Size 11	12	120



SITE SUPPLIES - PPE

GRIPMASTER ECONOMY GLOVES

We know that great gloves don't fit every application, that's why we sourced our economy glove. It offers moderate protection for day to day use on the jobsite but don't expect them to last too long. We understand that workers might change their gloves for a fresh pair after smoko. That's why we developed the economy glove, every day protection with great value.



CODE	DESCRIPTION	PACK QTY	BOX QTY
GLAE9	Allcon GripMaster Economy Glove - Size 9	12	144
GLAE10	Allcon GripMaster Economy Glove - Size 10	12	144
GLAE11	Allcon GripMaster Economy Glove - Size 11	12	144



GRIPMASTER PREMIUM GLOVES

Our iconic Allcon Red GripMaster gloves are by far our most popular glove. They offer moderate abrasion, cut and puncturing resistance and are ideal for an all round general purpose glove. The polyester liner provides breathability whilst the nitrile GripMaster coating offers excellent grip and protection.



CODE	DESCRIPTION	PACK QTY	BOX QTY
GLAR9	Allcon GripMaster Premium Glove - Size 9	12	144
GLAR10	Allcon GripMaster Premium Glove - Size 10	12	144
GLAR11	Allcon GripMaster Premium Glove - Size 11	12	144



GRIPMASTER CUT 5 GLOVES

GripMaster Cut 5 Gloves offer the highest cut resistance of our GripMaster Gloves. With Cut 3 or higher gloves now becoming mandatory on major sites, the Cut 5 GripMaster gloves are an ideal choice. The polyester liner and nitrile dipped palm provide exceptional protection without compromising dexterity or usability.



CODE	DESCRIPTION	PACK QTY	BOX QTY
GLAC59	Allcon GripMaster Cut 5 Rated Glove - Size 9	12	144
GLAC510	Allcon GripMaster Cut 5 Rated Glove - Size 10	12	144
GLAC511	Allcon GripMaster Cut 5 Rated Glove - Size 11	12	144



SITE SUPPLIES - SITE CONSUMABLES

MODFIX PEG AND BAR CAPS

Modfix Bar Caps provide protection from exposed reo bar/ star posts and other construction hazards. Modfix Bar Guards are made from a flexible UV resistant plastic which lasts longer and allows for reuse on short term projects and formwork. The bright yellow colour stands out on every site and identifies hazards to drivers and pedestrians. Rugged flanges inside the cap prevent them from blowing off posts.



CODE	DESCRIPTION	PALLET QTY
BG100	Modfix Peg and Bar Caps - Bag of 100	50



CONNOLLY SAFETY CUSHION BAR CAPS

Connolly safety cushion caps are made from UV stable recycled polypropylene, and are designed to fit over rebar to reduce the risk of injury. Unlike other bar guards, they feature a concave top and supporting internal webbing which minimises the risk of injury by absorbing impact. The internal webbing also allows the cap to grip the rebar to prevent them from being blown or knocked off.

The small cap can grip 12-20mm rebar whilst the large cap can grip 20-33mm. The large cap can flex to accomodate a regular steel dropper or peg and features a reflective strin for excellent night time visiblity



CODE	DESCRIPTION	BOX QTY
BGC200	Connolly Large Safety Cushion Caps 20-33mm	200
BGC1220	Connolly Small Safety Cushion Caps 12-20mm	50



BATTERIES

Procell batteries are not your average supermarket battery, they've been made specifically for industrial applications and for that reason they will outperform generic alkaline batteries every time. These batteries are designed to withstand heavy use, extreme temperatures and vibrations and have a shelf life of up to 7 years.



CODE	DESCRIPTION	BOX QTY	PACK QTY
BT9V	Procell 9V Alkaline Battery	12	72
BTAA	Procell AA Alkaline Battery	24	144
BTAAA	Procell AAA Alkaline Battery	24	144
BTC	Procell C Alkaline Battery	12	72
BTD	Procell D Alkaline Battery	12	72



SITE SUPPLIES - SITE CONSUMABLES

EXTENSION LEAD

Most extension leads available at construction retailers are very well priced due to the fact they have very little copper in them. They'll work just fine on low power draw appliances. But using these leads on higher power devices such as grinders and mixers can potentially damage your equipment. For this reason, we only supply high quality extension leads with 15A cables but 10A plugs. This means there is a good amount of copper to feed power to high draw equipment.



CODE	DESCRIPTION
EL3010	30m 15A Extension Lead with 10A plugs



GREASE CARTRIDGES

Shell Gadus high pressure grease will not only keep your equipment in top working order, it contains anti-wear, anti-oxidisation and anti-corrosion additives to make your equipment last longer. These cartridges suit most common brands of grease guns.



CODE	DESCRIPTION	BOX QTY
GC450	Shell Gadus S2 V220 High Pressure Grease - 450g Cartridge	12



WD40 LUBRICANT

WD-40 is ideal for un-siezing parts, lubricating equipment, cleaning grime and dirt, displacing moisture, penetrating rust and more and is an essential to have a can or two on hand in your truck or site shed.



CODE	DESCRIPTION	BOX QTY
WD40	WD40 Lubricant and Water Dispersant - 425g	12



SITE SUPPLIES - SITE CONSUMABLES

SPRAY MARKING PAINT

Site set-out and marking is much easier to follow when you use bright and vibrant colours. That's why we only stock Dy-Mark spot marking paint. We've tried all the rest and keep coming back to Dy-Mark because of the superior quality and vibrancy of the colour. When you're trying to follow site setout markers from the cab of an excavator, the markings need to be bright and visible otherwise you'll be wasting a lot of time getting in and out checking markings.



CODE	DESCRIPTION	BOX QTY
SMPDBLU	Dymark Spray & Mark Blue - 350g	12
SMPDFGRE	Dymark Spray & Mark Fluro Green - 350g	12
SMPDFPNK	Dymark Spray & Mark Fluro Pink - 350g	12
SMPDGRE	Dymark Spray & Mark Green - 350g	12
SMPDORA	Dymark Spray & Mark Orange - 350g	12
SMPDRED	Dymark Spray & Mark Red - 350g	12
SMPDWHI	Dymark Spray & Mark White - 350g	12
SMPDYEL	Dymark Spray & Mark Yellow - 350g	12



DYMARK LONG ARM HANDLE

Made from light weight aluminum, the long arm sprayer will give you that extra reach when site marking and reduces the risk of back strain from constant and repeated bending over to mark. The standard 350g can fits snugly in the holder and can be activated by a trigger on the handle.



CODE	DESCRIPTION
SMPLAH	Dymark Long Arm Sprayer Handle



STEEL POSTS

Steel Pegs, often called star posts or steel droppers, have a range of uses on the construction site. Smaller pegs are used to support boxing in slab on ground applications whilst larger pegs are used to create temporary barriers when using bunting, barrier mesh or tape.

Our steel posts are thicker and stronger than most other pegs on the market, because we know most contractors expect to be able to reuse them time and time again. They are also a wider grade to offer more support to formwork and more resistance in softer soils.



CODE	DESCRIPTION	PALLET QTY
STP30	Set-up 300mm Steel Post - Bundle of 10	40
STP45	Set-up 450mm Steel Post - Bundle of 10	40
STP60	Set-up 600mm Steel Post - Bundle of 10	40
STP90	Set-up 900mm Steel Post - Bundle of 10	40
STP135	Set-up 1350mm Steel Post - Bundle of 10	40
STP150	Set-up 1500mm Steel Post - Bundle of 10	40
STP165	Set-up 1650mm Steel Post - Bundle of 10	40



SITE SUPPLIES - SITE CONSUMABLES

TIMBER PEGS

Hardwood Timber Pegs have a wide range of uses on the job site. Applications include; supporting slab-on-ground boxing, site survey and setout and supporting silt fence and erosion control systems. Cut from rough sawn hardwood timber and featuring a tapered point, they're easy to drive into the ground and can be screwed or nailed at any point.




CODE	DESCRIPTION	SIZE	PALLET QTY
WP600	600mm Wooden Pegs - Bundle of 25	50x25mm	64
WP900	900mm Wooden Pegs - Bundle of 25	50x25mm	40



BARRIER MESH

Barrier mesh is a flexible plastic mesh designed to create full length barriers and walkways on construction sites. The fluoro orange polypropylene mesh is highly visible and UV resistant, making it ideal for medium term barricading applications.



CODE	DESCRIPTION	PALLET QTY
BMPLY	Orange Polyethene Barrier Mesh - 1m x 50m	50



BARRIER TAPE

Candy tape, barrier tape, danger tape, idiot tape... what ever you like to call it is a brightly coloured red and white tape used to create a temporary barrier or to identify hazards on a job site. The light weight tape is strong enough to span between objects but can be cut easily with scissors or a utility knife.



CODE	DESCRIPTION	BOX QTY
BTRW100	Red & White Barrier Tape - 100m Roll	20



BUNTING

Bunting or flagging is a series triangular PVC flags sewn onto a heavy duty rope. Bunting is ideal for marking out exclusion zones, walkways and hazards on site. The PVC flags are brightly coloured and UV stable to provide maximum visibility in both internal and external applications.



CODE	DESCRIPTION	BOX QTY
BUNTORA30	Orange Bunting Flagging - 30m	20
BUNTLU30	Blue Bunting Flagging - 30m	20
BUNGRE30	Green Bunting Flagging - 30m	20



SITE SUPPLIES - SITE CONSUMABLES

T-TOP BOLLARDS

Traffic Bollards or T-top bollards are used to create temporary barriers or direct pedestrian or vehicle traffic. The T-top makes it easy to attach barrier tape or bunting to create a continuous barrier. It also features a reflective strip around the top of the bollard for excellent nighttime visibility. The 8kg base keeps the bollard firmly on the ground and can be easily removed for storage. Bollards are a great temporary barrier as they are self supporting and don't need to be fixed into the ground.



CODE	DESCRIPTION	PALLET QTY
TRBOL8	T-Top Traffic Bollard with 8kg Base	50
TRBOLB8	8kg Bollard Base Only	



RUNNING SHORT ON LABOUR? YOU NEED A MAX TIE GUN!!!

MAX[®]

You probably already own a cordless nail gun, yet a rebar tie gun appears expensive. Think about it, the nail gun is 10x the cost of a hammer, the collated nails are 3x the price yet, you've got a nail gun. A rebar tie gun is no different.

A quality rebar tie gun will dramatically increase efficiency, reduce man ours and put control back in your hands. The common response from new Max tie gun users is, Why didn't I do this earlier?

The 7th generation Max Twintier, eliminates all the frustrations of previous models or other models on the market currently.

- ✓ 30% Faster
- ✓ 200% More ties per
- ✓ 70% Less wire usage
- ✓ 50% Stronger tie



FIND THEM ON PAGE 121

SITE SUPPLIES - WASTE CONTROL

CONCRETE WASHOUT BAGS

Concrete washout bags are a quick and convenient solution for containing concrete waste when washing out concrete pumps and trucks. Once the concrete waste has set, the bag can be lifted and disposed of using the built in lifting loops. The bags are fully tested and compliant with Australian Standard AS3668-1989 and have a safe working load of 2470kg and a capacity of 0.7m³.



Set concrete bags create a versatile secondary product which can be used to create carpark walls, low retaining walls or designated compounds. With tighter regulations from the EPA regarding concrete waste, concrete washout bags are essential on all jobsites where concrete is disposed of including, civil, road and commercial construction sites.

CODE	DESCRIPTION	PALLET QTY
CWB2470	0.7m ³ Concrete Washout Bag	100



HESSIAN

When trying to protect concrete from rain or sun, it pays to get the right hessian. That's why we only stock 18oz hessian, as 14 oz doesn't provide as much protection. Hessian is used to protect freshly finished concrete from rain damage and erosion from rainwater run off. Hessian can also be used as a wet curing aid by laying wet hessian over freshly laid concrete. The wet hessian hydrates the surface by holding moisture against the concrete's surface.



CODE	DESCRIPTION	PACK QTY
HES501	18oz Hessian 1.8m x 50m	21



HESSIAN SANDBAGS

When filled with sand, hessian sandbags have a wide variety of uses on the job site. Whilst sandbags are most commonly used to contain flooding, they can also be used to prevent erosion, weigh down multi message signage frames and provide temporary support during pit construction.

Hessian sandbags are made from 10oz hessian, are 825mm long, 350mm wide and will hold approximately 15kg of sand.

PLEASE NOTE: These sand bags are unfilled.



CODE	DESCRIPTION	PALLET QTY
SBAG3314	33x14" 10oz Unfilled Sandbag	1000



SITE SUPPLIES - WASTE CONTROL

PRE-FILLED SILT SOCK

Premium silt socks pre-filled with large diameter gravel or scroia to allow easy flow of water through the rock whilst the mesh sock captures and contains sediment and silt. Whilst often used to prevent erosion, silt socks are also a great way to prevent slurry run-off from washing exposed aggregate from reaching waterways.

The sock is made from a high strength, UV stabilised woven polypropylene and can be reused a number of times.



CODE	DESCRIPTION
SSPF1501S	Premium Pre-filled Silt Sock



SILT FENCE

Silt fence is woven from UV stabilised polypropylene and is used on construction sites to contain silt and sediment and to prevent erosion. Once soil has been disturbed during excavation or construction, water runoff erodes the surface causing sediment and silt to contaminate and potentially block waterways. Silt fence is installed using timber pegs and allows the water to pass through but capture and contain silt and sediment.



CODE	DESCRIPTION
SF8100	Silt Fence - 800mm x 100m



SLURRY TUBS

SlurryTub is a portable filtering system that provides a simple and cost-effective environmental solution for the disposal of wet trade slurry. The unique design of the tub allows a wheel barrow to rest against the tub for cleaning. The single use biodegradable filter contains the slurry and allows clean water to pass through the drain plugs on each side. Once the water has drained from the slurry, the filter and slurry can be discarded appropriately.



CODE	DESCRIPTION
STUBSK	SlurryTub Starter Kit - Includes Tub & 6 Filters
STUBTK	SlurryTub Trade Kit - Includes Tub & 24 Filters
STFP6	SlurryTub Filter Pack of 6
STFP24	SlurryTub Filter Pack of 24



07

INDEX





INDEX

A.	Page	B. cont	Page	B. cont	Page
Ableflex	47	Bescon Edgers	160	Bullfloat Handles	158
Acid	9	Bescon Kerb Tools	164	Bump Cutter	167
Acrow Props	23	Biscuit Dowels	41	Bunting	228
Acrylic Curing Compound	5	Bitac Tape	66	Burke Bar	178
Acrylic Primer	200	Bitumen Curing Compound	6		
Acrylic Sealer	210	Bitumen Fibre Board	43	C.	Page
Adaptors, Bullfloat	159	Bitumen Pack	202	Cage Wheels	55
Adbrite Rust Remover	10	Bitumen Paint	204	Calform Cream	8
Adhesive Expansion Joint	47	Bitumen Tape	66	Candy Tape	228
Aftek Caulking Compound	32	Blundstone Gumboots	223	Canite	43
Agreseal	211	Bollards	229	Canvacon	51
Air Drill	98	Bolt Cutters	173	Cardboard Column Formwork	18
Aliphatic Alcohol	6	Bond Breaker	4	Carpenters Pencils	155
All Sides Up Trowel	169	Bondcrete	200	Cartridge Gun,	180
Allen Ride-On Trowel	130	Bondek	31	Cast In Place Tactiles	65
Allen Trowel Machine	129	Bonding Agent	200	Caulking Compound	32
Aluminum Bullfloat	158	Boomerang Tape	66	Caulking Gun	180
Anchoring Chemical	13	Boral Bitupack	202	Cement	202
Anchoring Epoxy	13	Boss Finish Aid	6	Centrestop	206
Anti Slip Additive	215	Boss Shield	10	Cetseal Adhesive	205
Armour Deck	31	Boss Surface Finisher	188	Chalk Line	155
Asphalt Blade	101	Bosscure	4	Channel Drains	12
Asphalt Plate Compactor	72	BossGrout A	190	Channel Edger	161
Aspros	57	Boston Bullfloat Handle	158	Channel Float	166
		Boston Edgers	159	Check Rod	167
B.	Page	Boston Mag Float	161	Chemset	14
Backer Rod	32	Boston Screed	165	Circular Saw Blades	148
Backing Rod	32	Box Cutter	151	Circular Spacers	55
Banister Brush	178	Brick Header	218	Clamped Handle Screed	165
Bar Guards	225	Broom, Finish	161	Claw Hammer	176
Barrier Kerb Tools	163	Broom, Platform	179	Clayform	49
Barrier Mesh	228	Broom, Road	179	Clear Masking Plastic	67
Barrier Tape	228	Brush, Baniser	178	Clip Handles	158
Barrow	185	Brush, Flick	178	Clip Top Bar Chairs	56
Batteries	225	Brush, Paint	153	Coil Ties, Bolts & Cones	28
Battery Power Cutters	93	Brush, Scrub	178	Collar & Grates	11
Battery Rebar Cutter	125	Brush, Wire	179	Colour Hardener	216
Battery Tie Gun	121	Bucket	179	Column Formwork	18
Battery Vibrator	84	Builders Film	50	Combination Blades	140
BattScreed	77	Bullet Head Nails	16	Combination Chairs	56
Bearers	23	Bullfloat	158	Concrete Bags	202
Bentonite Waterstop	205	Bullfloat Adaptors	159	Concrete Chain Saw	94

INDEX

C. cont	Page	D.	Page	E.	Page
Concrete Drill Bits	149	Danger Tape	228	Ear Muffs	222
Concrete Hardener	188	Danley Diamond Dowels	42	Ear Plugs	222
Concrete Mowers	89	Danley Dowel Cradle	42	Early Entry Blades	105
Concrete Remover	7	Danley Dowel Master	38	Early Entry Saws	87
Concrete Sealer	210	Danley Pavex Expanda	46	Edge Form Boards	22
Concrete Sealing Cones	25	Danley Speed Sleeves	38	Edgers	159
Concrete Spacers	57	Deck Chairs	57	Edging Trowel Machine	134
Concrete Washout Bags	230	Deck Rails	58	Electric Power Cutter	94
Concretors Shovel	166	Deep Pour Grout	191	Electric Pump	70
Condek	31	Degreaser	10	Electric Rebar Bender	124
Conduit & Cone Assemblies	24	Demo Saw Trolley	98	Electric Rebar Cutter	125
Conform	20	Demo Saws	93	Electric Vibe Shaft	79
Connolly Biscuit Dowels	41	Densiproof	203	End Knips	174
Connolly Dowel Cradle	41	Denso Tape	66	Engine Covers	145
Connolly Expansion Joint	44	Destroyer Diamond Blades	102	Enviroset Epoxy	188
Connolly Key Joint	39	D-Handle Shovel	166	Epoxy - Anchoring	13
Connolly Straight Up Joint	43	Diamond Blades	101	Epoxy Grout	192
Connolly UDS	37	Diamond Dowels	42	Epoxy Primer	192
Conqor TCB's	4	Diamond Rebar Bender	124	Epoxy, Floor	188
Construction Adhesive	8	Diamond Rebar Cutter	125	ESP Tactiles	64
Cordless Rebar Cutter	125	Discrete	7	Evaporation Retarder	6
Cordless Tie Gun	121	Double Beam Screed	77	Excalibur Bolts	15
Core Drill Bits	103	Double Drum Roller	72	Expanded Mesh	31
Core Drills	86	Double Mesh Spacers	58	Expander Foam	7
Corflute	204	Dowel Bar	36	Expansion Foam	47
Cork Jointing	45	Dowel Cradles	41	Expansion Joint System	44
Coupler Nuts - Z-Bar	30	Dowel Master Sleeves	38	Exposed Aggregate Retarder	217
Crack Inducer	34	Dowel Sleeves	37	Extension Leads	226
Crack-A-Joint	35	Drain Channels	12	External Vibrators	82
Crayons	155	Drain Pits	12	Ezymask	67
Cretelease	4	Dribond Concrete Hardener	188		
Crossover Tools	164	Drive Unit	79	F.	Page
Crushed Glass	215	Driver Bits	148	Fairing Coat	198
Curing Blanket	4	Dual Grade Laser	110	False Joint	26
Curing Compound	4	Duct Tape	66	Fast Clip Bar Chairs	59
Curing Compound Stripper	6	Dumpy Level	112	Fast Clip Mesh Chairs	59
Cut N Break Saw	94	Duplex Nails	16	Fastdeck	31
Cut Off Wheels	148	Duplex Roller	72	FC - Fairing Coat	198
Cutter, Fillet	181	Dust Extractor	99	Feather Edge Cutter	166
		Dust Mask	222	Fibre Tactiles	64
		DyMark Paint	227	Fillet	26
		Dymonic 100	34	Fillet Cutter	181

INDEX

F. cont	Page	F. cont	Page	G. cont	Page
Fillet Edgers	160	Forza Ride-On Trowel	136	Gun, Sausage	180
Finish Aid	6	Forza Trowel Machine	134	Gun, Skeleton	180
Finish Broom	161	Forza Vibe Shafts	84	Gurneys	115
Finish Collar & Grates	11	Foscroc Caulking Compound	33		
Finishing Blades	140	Frequency Convertors	82	H.	Page
Fire Rated Caulking Compound	32	Fresno Trowel	162	Hammer, Claw	176
Fischer Chemical Anchors	13	FRP Z-Bar	29	Hammer, Sledge	177
Flagging	228	Fullafoam	7	Hand Scrapers	154
Flange Plates - Z-Bar	30	Funky Edgers	160	Handle, Bullfloat	158
Flanged Dowel Box	39			Handsaw	151
Flat Surface Cleaner	120	G.	Page	Handyvibe	83
Flex Drive Pump	128	Garage Lip Tools	160	Hard Hats	223
Flex Drive Unit	79	Gauge Pot	180	HB - High Build	197
Flex Shaft Vibrators	84	Gauging Trowel,	171	HD Circular Spacers	55
Flick Brush	178	General Purpose Cement	202	Header Course	218
Float Pans	143	Generators	106	Helicopters	129
Floor Grinders	89	Glasses	222	Hessian	230
Floor Saws	91	Gloves	224	Hex Driver Bits	148
Floor Scrapers	181	Gong Brush,	178	Hex Screws	17
Flooring Screeds	195	Gorilla Early Entry Saw	87	High Build Repair Mortar	197
Foam Dunuts	27	GP Cement	202	High Density Foam Sheet	54
Foam Filler	7	Grease Cartridges	226	High Gloss Sealer	210
Foam Rebate	52	Grease Gun	182	High Impact Poly	50
Foam Sheet	54	Green Acid Replacement	9	High Pressure Washer	115
Fooger	162	Green Cut Blade	101	High Requency Vibe Shaft	81
Form 'N' Fill	31	Grinding Cups	104	High Strength Concrete	202
Form Oil	7	Grinding Segments	104	High Strength Grout	190
Form Ply	23	GripKote	204	Hikoki Vibrator	84
Form Props	23	GripMaster Gloves	224	HIT Bolt Cutters	173
Formatube	18	Grooved Bullfloat	168	Hose 2 Go	96
Form-A-Void	49	Groover	162	Husqvarna Batteries	97
Formwork Conduit	25	Ground Crack Inducer	34	Husqvarna Core Bits	103
Formwork Cones	25	Grout Cube Moulds	195	Husqvarna Core Drills	86
Formwork Fillet	26	Grout Donuts	27	Husqvarna Diamond Blades	102
Formwork Magnet	182	Grout Tube	26	Husqvarna Dust Extractor	99
Formwork Primer	8	Guardit GAR	9	Husqvarna Floor Saws	91
Formwork Repair Plugs	25	Guillotine	173	Husqvarna Grinders	89
Formwork Silicone	8	Gumboots	223	Husqvarna Plate Compactor	72
Fortecon	50	Gun Nails	16	Husqvarna Road Saws	92
Forward Plate Compactor	72	Gun, Cartridge	180	Husqvarna Segments	104
Forza Drive Unit	79	Gun, Caulking	180	Husqvarna Trowel Machines	137
Forza Plate Compactor	72	Gun, Epoxy Gun	180	Husvarna Ride On Trowel	138

INDEX

H. cont	Page	M.	Page	O.	Page
Hydrochloric Acid	9	Machine Receiver	111	Oli Vibe Shafts	81
Hydrophilic Waterstop	205	Mag Float	161	Orange Poly Oxide	50 218
Hydrostop	206	Magnet, Formwork	182		
Hydrotite	205	Makinex Hose 2 Go	96		
Hyrib	31	Malthoid	67	P.	Page
		Marking Crayons	155	P2 Dust Mask	222
I.	Page	Marking Paint	227	Pace Saw	93
Ideal Coils	53	Masking Plastic	67	Packers	62
Idiot Tape	228	Masking Tape	67	Paddle Mixers	153
Inverter Generators	106	Masonry Drill Bits	149	Paint Brushes	153
		Masterfinish Retarder	217	Paint Rollers	152
J.	Page	Max Bond	8	Paint Scrapers	154
JackJaw Peg Puller	183	Max Tie Gun	121	Paint Trays	152
Joint Sealant	32	MaxWatt Generators	106	Panel Chairs	61
Jointer	162	MBT	217	Panel Edgers	160
Joists	23	Measuring Tape	156	Panel Patch	198
Jumping Jack	74	Medium Impact Poly	50	Panel Saw	151
		Mega Max Deal	123	Parawebbing	228
K.	Page	Megapoxy	194	Paslode Nails	16
Kerb Profiles	163	MEK Solvent	214	Patch & Anchor	198
Kerb Tools	163	Mesh Roller	168	Pavecoat	211
Key Joint	39	Metal Column Formwork	20	Pavex Expanda	46
Key Joint Capping	40	Metal Cut Off Blades	148	Paving Cleaner	9
Key Joint Former	40	Metal Spider Chairs	60	PD3 Dowel Cradle	42
Kingflor	31	Milano Colour Hardner	216	Peg Caps	225
Knee Board	165	Milano Oxide	218	Peg Puller	183
Kneeling Board	165	Milano Sealer	210	Penatech Grout	190
Knife	151	Milano Stone Finish	217	Pencils	155
Kuniseal	206	Millimetre Receiver	113	Penetrating Waterproofer	203
		Minnich Vibrators	79	Petrol Resistant Sealer	213
L.	Page	Mock Joint	26	Petrolatum Tape	66
Lanoform	7	Motor Unit	79	Pile Cage Feet	61
Laser Level	109			Pile Cage Wheels	55
Laser Receiver	113	N.	Page	Pipe Laser	112
Laser Staff	114	Nails	16	Pizza Plates	61
Laser Tripod	114	Ninja Gloves	224	Plastic Trowel Blades	143
Layflat Hose	70	Nips	174	Plastube	19
Leather Belt	175	Nitoseal SC600	33	Plate Compactor	72
Level Floor Tuff	196	Non Shrink Grout	190	Plate Dowel Biscuit	41
Level, Spirit	156	Non Slip Additive	215	Plate Dowel Cradle	41
Levelling Compound	196	Non Slip Media	189	Platform Broom	179
Light Weight Panel Patch	198	Non Stick Spray	10	Plywood	23
Loop Ties	53	Nutech Pavecoat	211	Plywood Repair Plugs	25
LVL Timber	22	Nutsetter Driver	148	Pneumatic Drill	98
				Pneumatic Poker Vibrators	84

INDEX

P. cont	Page	R. cont	Page	S. cont	Page
Pneumatic Rebar Cutter	126	Rebar Bender (Electric)	124	Scharf Diamond Blades	101
Pneumatic Vibrators	83	Rebar Bender (Manual)	173	Scharf Early Entry Blades	105
Pod Spacers	62	Rebar Cutter & Bender	126	Scharf Grinding Cups	104
Pointed Trowel	170	Rebar Cutter (Electric)	125	Scissors	151
Poker Vibrator	83	Rebar Cutter (Manual)	173	Scraper, Floor	181
Pole Trowel Blades	144	Rebar Cutter Jaws	127	Scraper, Hand	154
Pole Trowelling Machine	140	Rebar Gun Tie Wire	53	Screed	165
Poly	50	Rebar Tie Gun	121	Screed Master Chairs	27
Poly Pipe	27	Rebar Tie Wire	53	Screed, Flooring	195
Polyurethane, Floor	189	Rebate Brackets	52	Screedemon	77
Pool Trowel	171	Rebate Foam	52	Screw Bolts	15
Portable Water Supply	96	Rebate Mould	40	Screws	17
Portavibe	83	Rebate Wrap	67	Scrub Brush	178
Post Hole Shovel	184	Redi-lock Segments	104	Scrubbers	144
Power Cutters	93	Release Agent	7	SDS Drill Bits	149
Power Trowel	129	Rein Strip Drains	12	SDS Max Drill Bits	150
Power Trowel Blades	140	Rendergrip	201	Sealer Brooms	153
Powers Epoxy	13	Reo Jack / Lifter	174	Sealer, Acrylic	210
Pressure Washer	115	Resilient Nose Vibe Shaft	85	Sealer, Concrete	210
Pressure Washer Guns	119	Reversible Place Compactor	75	Sealing Cones	25
Pressure Washer Hose	120	Ride-On Trowel Blades	142	Self Expanding Cork	45
Pressure Washer Lances	110	Ride-On Trowel Machine	130	Self Levelling Compound	196
Pressure Washer Lances	120	Riggers Gloves	223	Semi-Mountable Kerb Tools	164
Pressure Washer Nozzles	119	Rigid Joint Filler	48	Set-up screws	17
Prime Exposure	217	Ring Saw	94	Sheet Drain	11
Primer Coat	210	Road Broom	179	Shims	62
Primer, Acrylic	200	Road Saws	92	Shotcrete Screed	166
Prop Stillage	24	Rod Cutter & Bender	173	Shovel	184
Pry Bar	178	Roller Screed	77	Shovel, D-Handle	166
PT Pipe	27	Roller Tamp	168	Shovel, Post Hole	184
Push Pull Props	24	Roller, Paint	152	Shrinkage Compensated Grout	190
PVA Curing Compound	4	Rotary Scrubbers	144	Sika Rugasol	217
PVC Column Formwork	19	Round Dowel Bar	36	Sikadur	192
PVC Key Joint Former	40	Rubber Nosed Vibe Shaft	84	Sikaflex	33
PVC Paving Formwork	20	Rubbing Brick	183	Silicon Sealer	211
PVC Waterstop	206	Rugasol	217	Silicone	8
		Rugasol MH	216	Silt Fence	231
		Rust Remover	9	Silt Socks	231
Q.	Page			Single Grade Laser	109
Quad	26			Skeleton Gun	180
		S.	Page	Slab Bolts	53
R.	Page	Sacrificial Formwork	31	Sledge Hammer	177
Radius Edgers	159	Safety Glasses	222	Sludge Pump	79
Rammer	74	Safety Step Edger	169	Slurry Tubs	231
Ramset Epoxy	14	Sand Bags	230	Soffcut Blades	105
Rapid Cut Rebar Cutter	126	Sausage Gun	180	Soffcut Saws	88
Rearguard Waterstop	206	Scarifiers	90		

INDEX

S. cont	Page	S. cont	Page	T. cont	Page
SOG Chairs	62	Straight Up Contraction Joint	43	Twintier	121
Solvent	214	Strapping Seals	28	Twintier Packages	123
Spandex Cork Jointing	45	Stringline	156	Twist Tool	175
Speed Sleeves	38	Strip Drain	11	Two Pack Epoxy	188
Spinner	169	Stripper, Curing Compound	6		
Spiral Duct	26	Sure-Step Step Irons	11	U.	Page
Spirit Levels	156	Surface Applied Tactiles	64	U-Clips	52
Spitter	184	Surface Crack Inducer	35	Ultrastik	182
Spoon Drain Tool	165	Surface Densifier	188	Underslab Insulation	54
Spray Paint	227	Surface Protectant	10	Underwater Grout	191
Sprayer, Steel	184	Survey Pegs	228	Unilock Segments	104
Square Backer Rod	32			Unipits	12
Square Dowel Bar	36	T.	Page	Unitec Destroyer Blades	102
Square Trowel	170	T2 & T3 Cork	45	Universal Dowel Sleeves	37
Squeegee	184	Tactiles	64		
Staff	114	Tajima Tape Measure	157	V.	Page
Stand Up Tie Gun	121	Tall Combination Bar Chairs	63	Vacuum	99
Standing Bracket	172	Tape Measure	156	Vacuum Pump	87
Stanley Knife	151	Tape, Barrier	228	Vacuum Sleds	98
Star Peg Driver	183	Teflon Blades	143	Vapour Barrier	50
Star Peg Remover	183	Telescopic Handle	158	Vertical Exposed Retarder	216
Star Posts	227	Theodolite	112	Vibe Motor Unit	79
Steel Column Formwork	20	Thinners	214	Vibe Plate	72
Steel Decking	31	Throw On Top Colour	216	Vibe Screed	77
Steel Fixers Belt	175	Tie Bar	29	Vibrating Shafts	84
Steel Peg Remover	183	Tie Wire Belt	175	Void Former	49
Steel Pegs	227	Tie Wire Coils	53	Volclay Waterstop	205
Steel Post Driver	183	Tie Wire Reel	175		
Steel Sprayer	184	Timber Pegs	228	W.	Page
Steel Strapping	28	Timber Screws	17	Waffle Pod Spacers	62
Steel Tape Measure	157	Tine Rake	167	Walking Edger	171
Stego Tape	51	Topcon Laser Level	109	Walking Groover	172
Stego Wrap	51	Tremco Caulking Compound	34	Walking Stipple	172
Stencil	218	Trench Mesh Supports	63	Walking Trowel	162
Stencil Roller	154	Tripod	114	Washout Bags	230
Step Down Chairs	27	Trowel Machine Blades	140	Water Brush	178
Step Groover	169	Trowel Machines	129	Waterstop, Bentonite	205
Step Irons	11	Trowel, Gauging	171	Waterstop, Centrestop	206
Step Tools	168	Trowel, Mag	161	Waterstop, Hydrophilic	205
Stick Trowel	162	Trowel, Pointed	170	Waterstop, PVC	206
Sticky Back Expansion Foam	47	Trowel, Pool	171	Waterstop, Rearguard	206
Stiff Joint Foam	48	Trowel, Square	170	Wax Curing Compound	5
Stillage	24	Tru Form Boards	23	WD40	226
Stipple	169	T-Top Bollards	229	Welding Iron	207
Stone Dust & Cement	199	Turbo Nozzles	119	Wet Screed	77
Straight Edges (Screed)	165	Twin Beam Screed	77	Wheel Barrow	185

INDEX

W. cont	Page
Whipper Snipper Vibrator	83
Wingnuts - Z-Bar	30
Wire Brush,	178
Wire Chairs	60
Wire Reel	175

X.	Page
XDS Curing Compound	5
XPS Foam Sheet	54
Xylene	214
Xypex Kuniseal	206

Z.	Page
Z-Bar	29
Zinc Primer	201
Zucker	175

Terms & Conditions

- All product details and attributes are subject to change without notice.
- Images displayed are for illustration purposes only and may differ from physical product.
- Brands are property of their owners and represent no endorsement of this brochure or its content.
- Some items displayed are non-stock items and may carry a lead time.
- Nonstock or special order items will incur a \$40+GST special order surcharge.
- Allcon Group accepts no liability for information or product suggestions displayed in this brochure.
- All products and services on this website have been included in good faith on the basis that the products described were available at the time this website was published. Failure of suppliers to deliver in accordance with samples, descriptions, or at all, may result in some products being unavailable.
- Allcon Group reserves the right to offer a product that differs from the one offered in this catalogue, due to continual product development, improvement, changing specifications and supply arrangements.
- Allcon Group has no control over usage, no liability can be accepted for loss or damage of any kind resulting from use of the products listed herein.
- All product or service sales from Allcon Group Pty Ltd are subject to our standard terms and conditions. A copy of our terms and conditions are available on request or via the link below.
- Allcon Group Pty Ltd reserves the right to modify or change all products and services without notice.
- Not all products are held in stock and may not be available at all locations.



THANK YOU FOR CHOOSING



ALLCON



ALLCON

CALL
EMAIL
WEB

1300 255 266 (ALLCON)
sales@allcongroup.com.au
allcongroup.com.au