



Click on each item for more detail

MAY 2026 LABOR MARKET REVIEW

MAY 2026



4.3%
Unemployment Rate

422,699
Labor Force

15
Avg. Weeks Return to Work (Last 12 Mos.)

835
Active UI Claimants

1,500
Jobs Added

-100
Jobs Lost

53 Hot Jobs
FY 2026



2,102
Current Job Openings

Click on each item for more detail

QUARTER

415
Number of Grads
2025Q2

\$1,029
Avg. Weekly Wage
2025Q4

87.7
Cost of Living Index
2026Q1

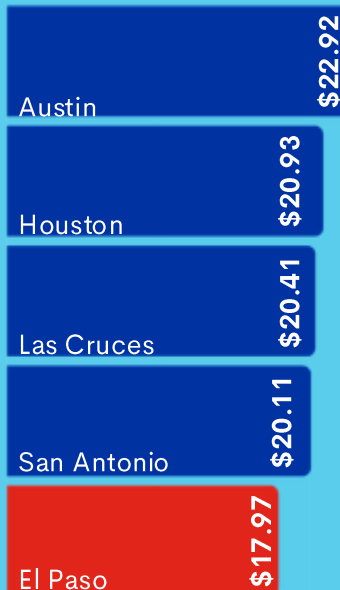
Click on each item for more detail

ANNUAL

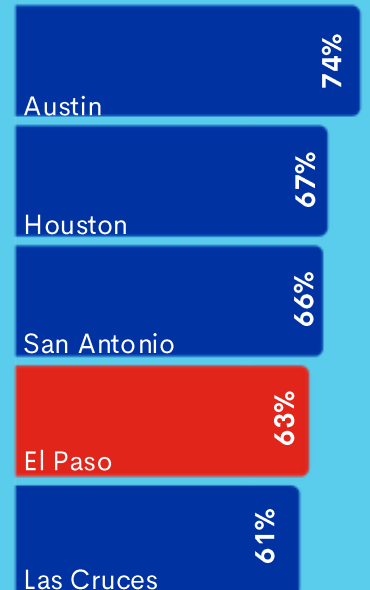
\$17.97
Living Wage

\$17.04
Median Wage

Median vs WSB
Living Wage



Living Wage FY26
Comparison



Labor Force
Participation 2024

Click on each item for more detail



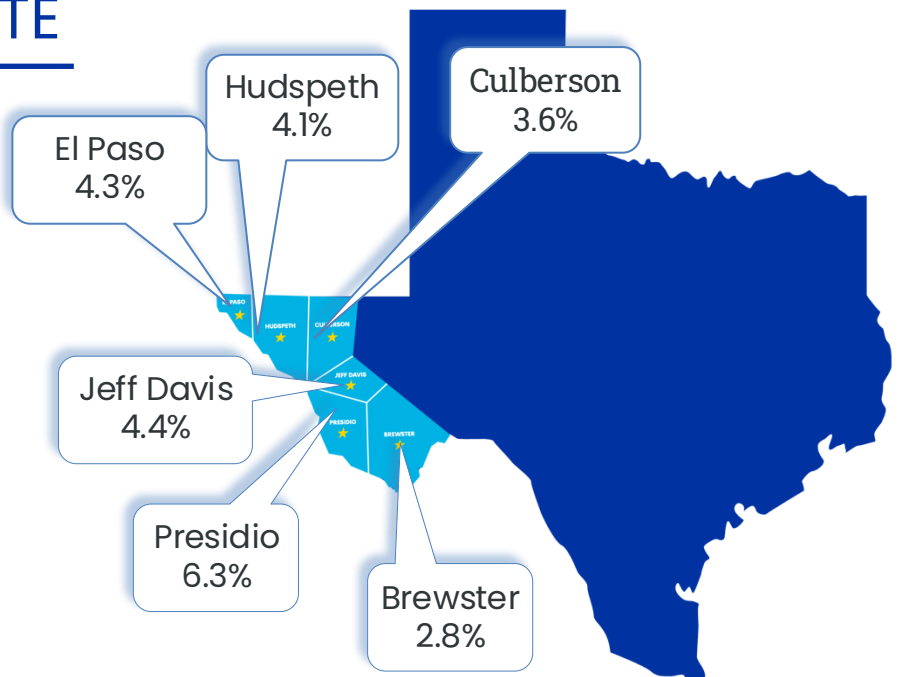
MAY 2026 LABOR MARKET REVIEW

LABOR FORCE, EMPLOYMENT & UNEMPLOYMENT

		May 2026				April 2026				May 2025			
		Labor Force	Employment	Unemployment	Rate	Labor Force	Employment	Unemployment	Rate	Labor Force	Employment	Unemployment	Rate
Texas	State	15,915,979	15,238,091	677,888	4.3	15,867,636	15,234,999	632,637	4.0	15,807,386	15,182,232	625,154	4.0
El Paso	MSA	422,699	404,571	18,128	4.3	421,511	404,582	16,929	4.0	419,798	402,363	17,435	4.2
Borderplex	WDA	432,798	414,275	18,523	4.3	431,714	414,415	17,299	4.0	429,657	411,840	17,817	4.1
Brewster	County	5,741	5,579	162	2.8	5,806	5,659	147	2.5	5,560	5,397	163	2.9
Culberson	County	1,103	1,063	40	3.6	1,111	1,077	34	3.1	1,090	1,045	45	4.1
El Paso	County	421,583	403,501	18,082	4.3	420,375	403,487	16,888	4.0	418,712	401,319	17,393	4.2
Hudspeth	County	1,116	1,070	46	4.1	1,136	1,095	41	3.6	1,086	1,044	42	3.9
Jeff Davis	County	638	610	28	4.4	646	617	29	4.5	634	609	25	3.9
Presidio	County	2,617	2,452	165	6.3	2,640	2,480	160	6.1	2,575	2,426	149	5.8
El Paso	City	334,850	320,863	13,987	4.2	333,976	320,852	13,124	3.9	332,504	319,128	13,376	4.0
Socorro	City	19,085	18,272	813	4.3	18,983	18,271	712	3.8	18,960	18,173	787	4.2

UNEMPLOYMENT RATE

4.3%
EL PASO, MSA
UNEMPLOYMENT RATE

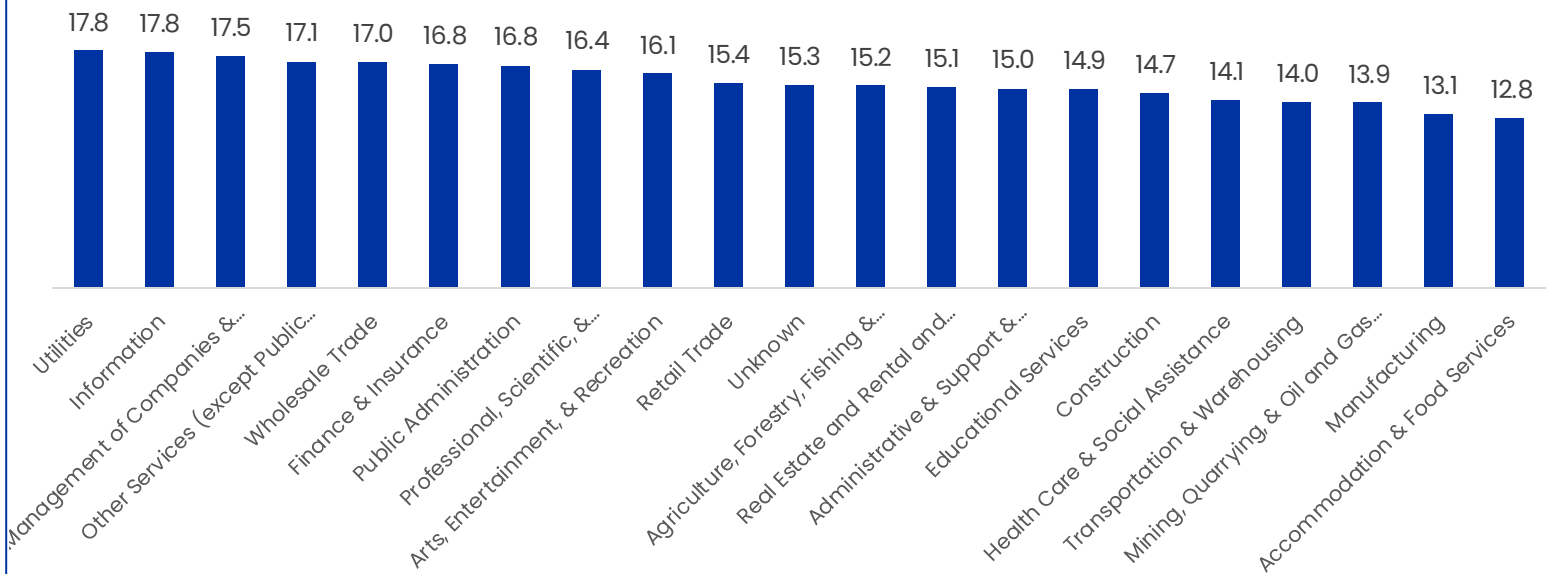




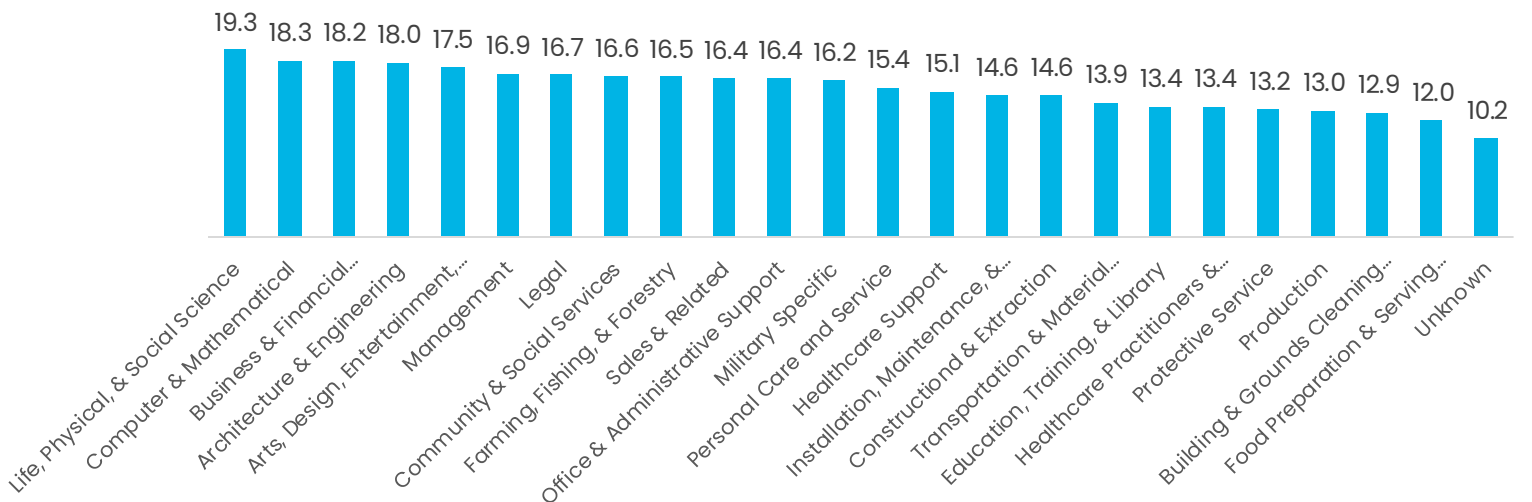
MAY 2026 LABOR MARKET REVIEW

RETURN TO WORK (LAST 12 MOS.)

By Industry



By Occupation





MAY 2026 LABOR MARKET REVIEW

UNEMPLOYMENT INSURANCE CLAIMANT DATA

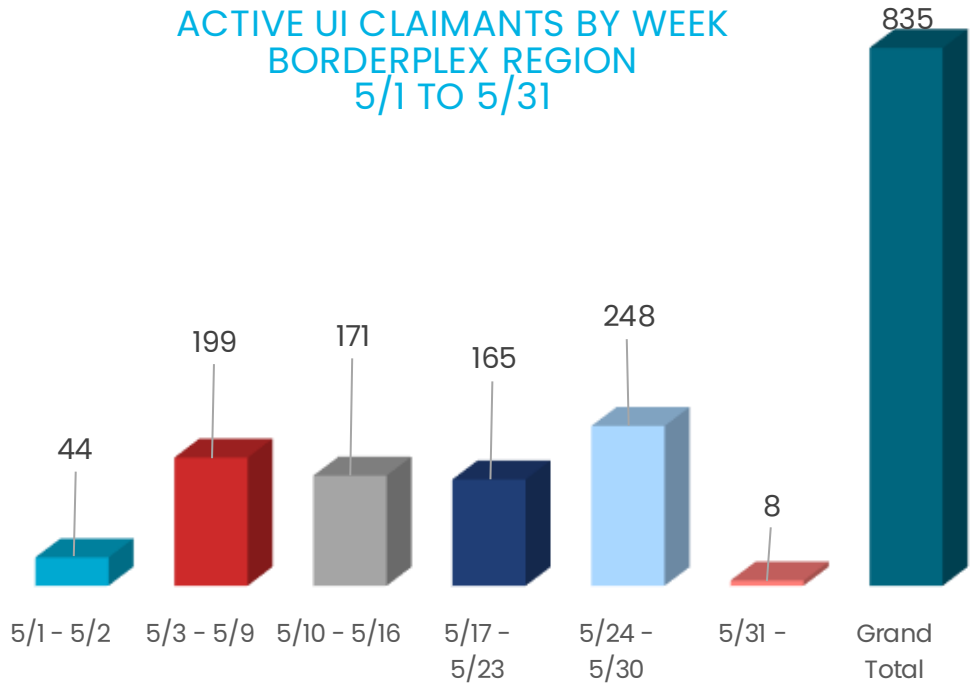
This report reflects the **Borderplex Region**.
Including these 6 counties:

- Brewster
- Culberson
- El Paso
- Hudspeth
- Jeff Davis
- Presidio

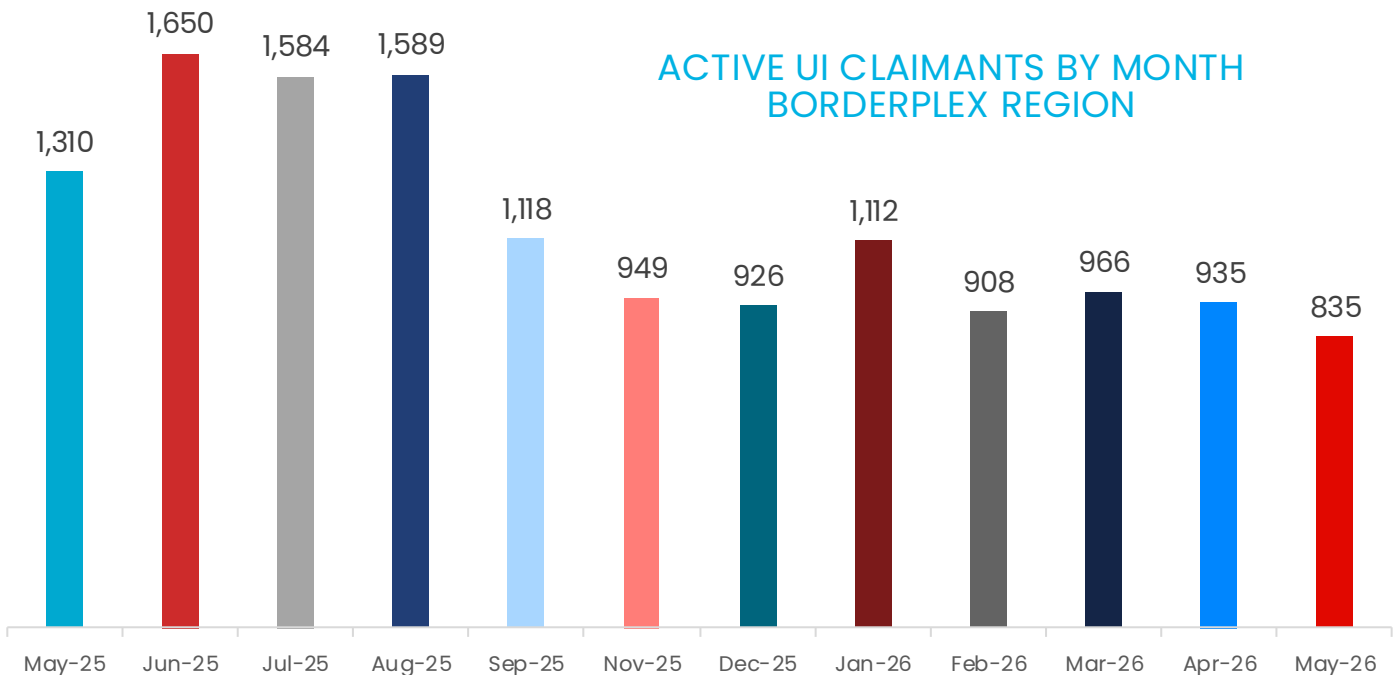
An Active Claimant is someone who meets any of these conditions:

- Claimant had to have a payment within 21 days
- The most recent Claimant certified date is within 21 days
- The claim status date is within 28 days

ACTIVE UI CLAIMANTS BY WEEK
BORDERPLEX REGION
5/1 TO 5/31



ACTIVE UI CLAIMANTS BY MONTH
BORDERPLEX REGION

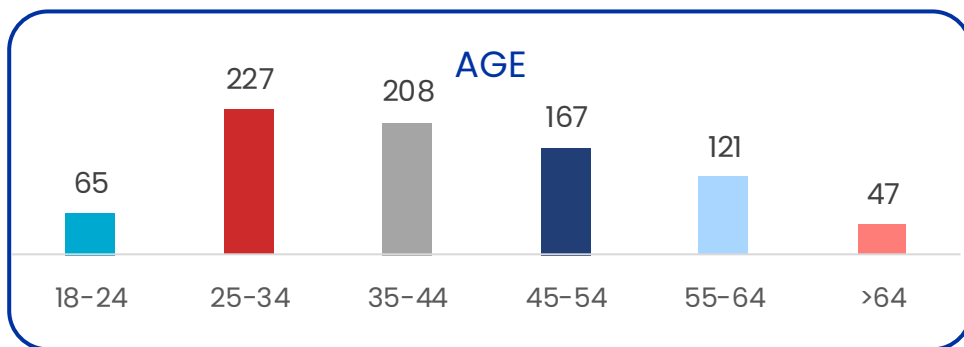
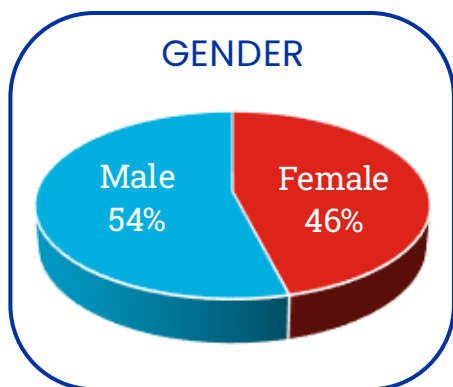




MAY 2026 LABOR MARKET REVIEW

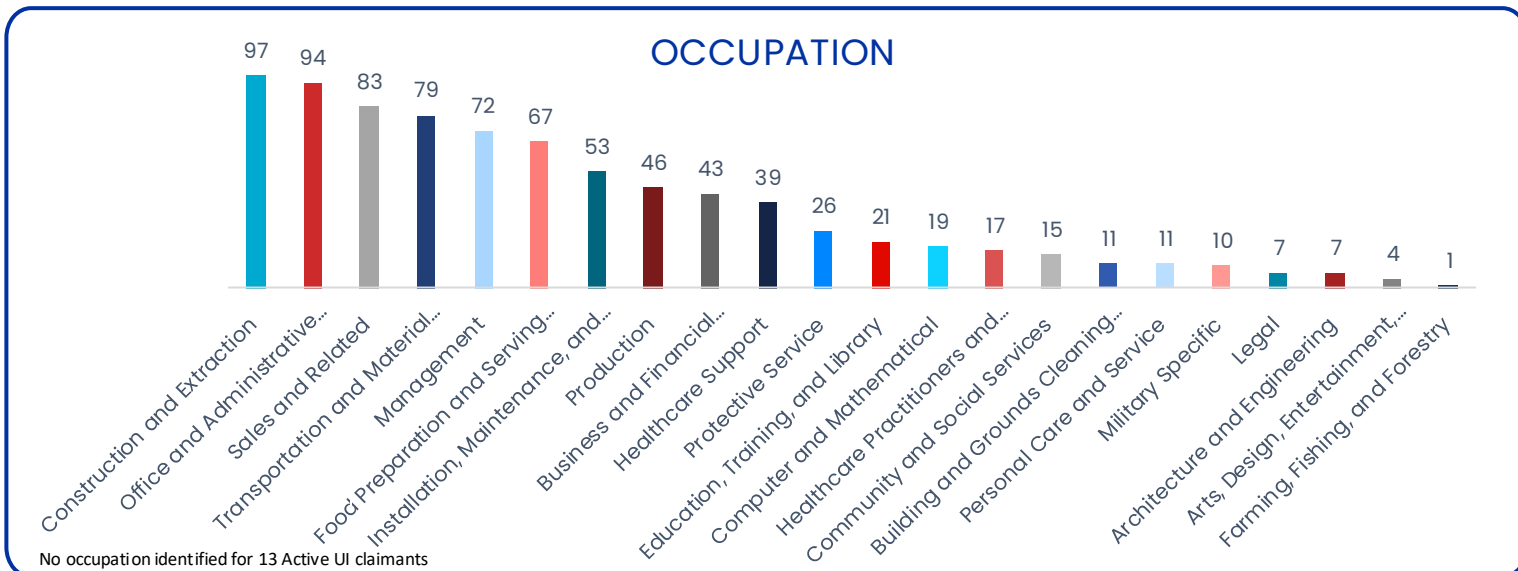
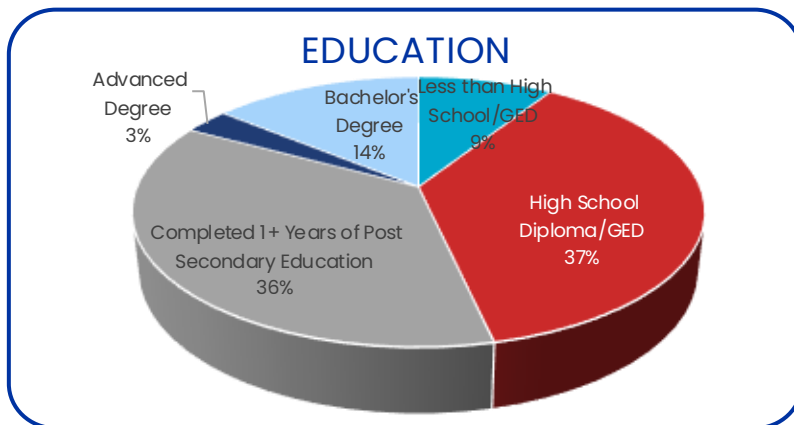
UNEMPLOYMENT INSURANCE CLAIMANT DATA

ACTIVE UI CLAIMANTS BY WEEK BORDERPLEX REGION 5/1 TO 5/31



An Active Claimant is someone who meets any of these conditions:

- Claimant had to have a payment within 21 days
- The most recent Claimant certified date is within 21 days
- The claim status date is within 28 days

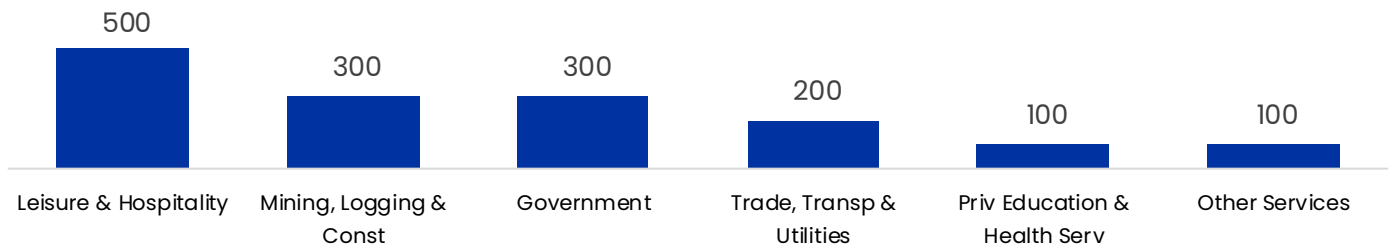




MAY 2026 LABOR MARKET REVIEW

JOBS ADDED

INDUSTRIES SECTORS THAT ADDED JOBS



TOP 5 JOB POSTINGS IN THE EL PASO, TX MSA

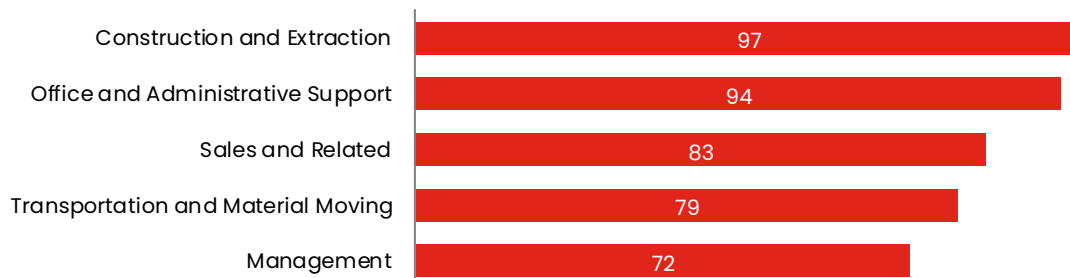
Occupation	Vacancies	Median Hourly Earnings BLS 2024
Retail Salespersons	659	\$13.43
Registered Nurses	637	\$39.13
First-Line Supervisors of Retail Sales Workers	459	\$17.42
Fast Food and Counter Workers	366	\$10.82
First-Line Supervisors of Food Preparation and Serving Workers	363	\$15.14

JOBS LOST

INDUSTRIES SECTORS THAT LOST JOBS



TOP 5 UNEMPLOYMENT CLAIMANTS OCCUPATIONS

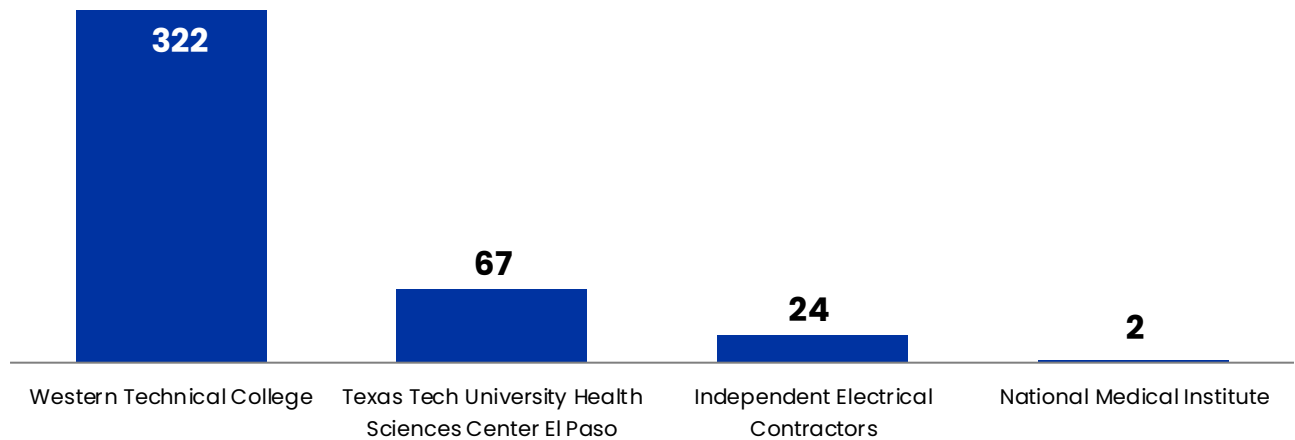


No occupation identified for 13 Active UI claimants

MAY 2026 LABOR MARKET REVIEW



NUMBER OF GRADUATES (Apr – Jun 2025, Q2)



THANK YOU TO OUR SURVEY PARTICIPANTS!

- WESTERN TECHNICAL COLLEGE
- TEXAS TECH UNIVERSITY HEALTH SCIENCES CENTER EL PASO
 - INDEPENDENT ELECTRICAL CONTRACTORS
 - NATIONAL MEDICAL INSTITUTE



MAY 2026 LABOR MARKET REVIEW

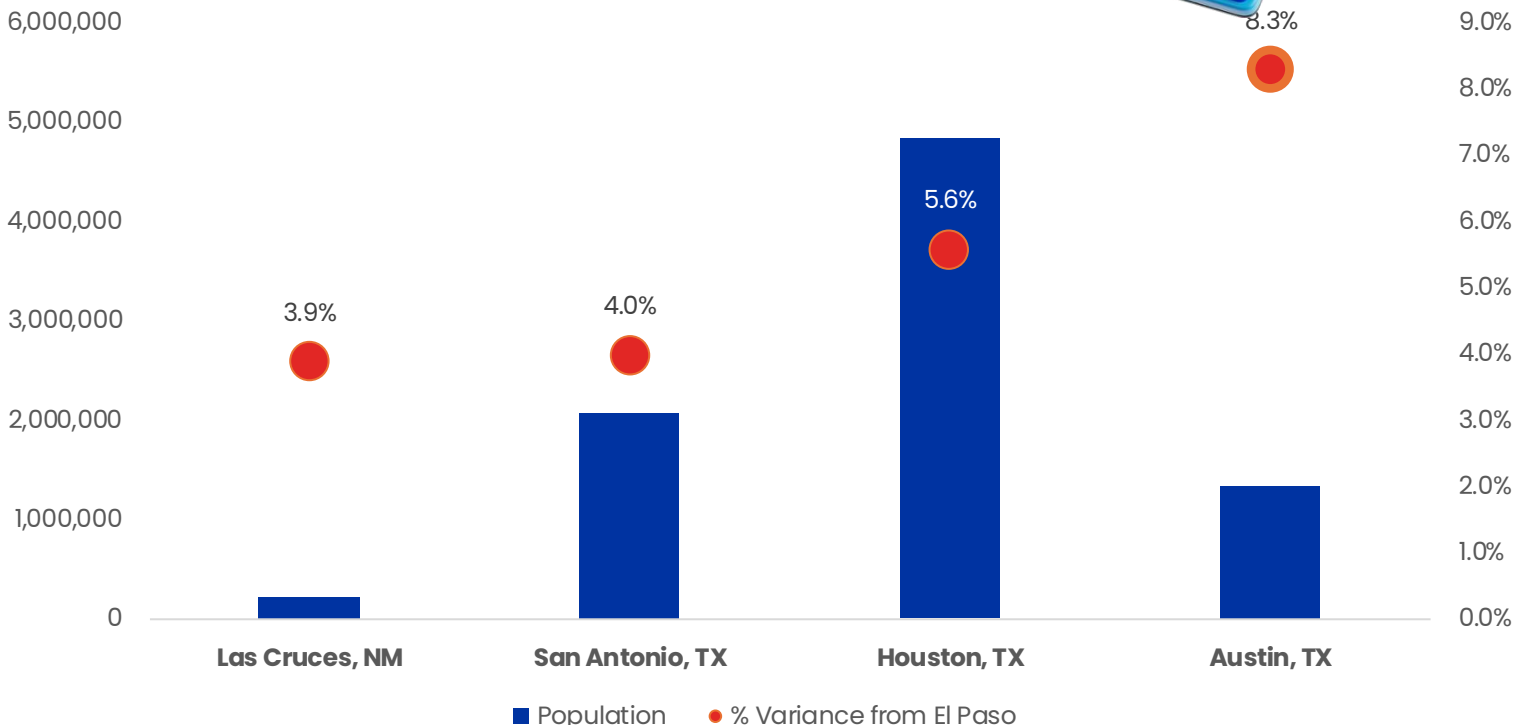
AVERAGE WEEKLY WAGES (Q4 2025)

Average Weekly Wage (4 th Quarter 2025)					
	Q4 2025	Q3 2025	Q4 2024	Quarterly Change	Yearly Change
Borderplex	\$ 1,029	\$994	\$989	\$35	\$40
Texas	\$1,549	\$1,444	\$1,488	\$105	\$61
USA	\$1,569	\$1,459	\$1,506	\$110	\$63

COST OF LIVING COMPARISON (2025)



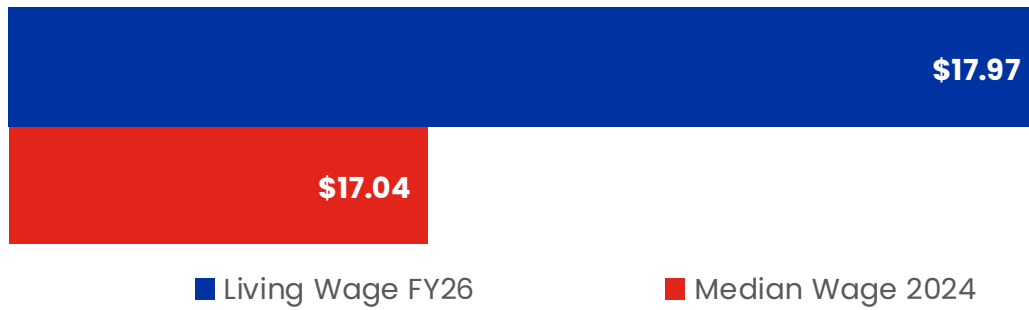
87.7
El Paso, MSA
[Cost of Living Calculator](#)



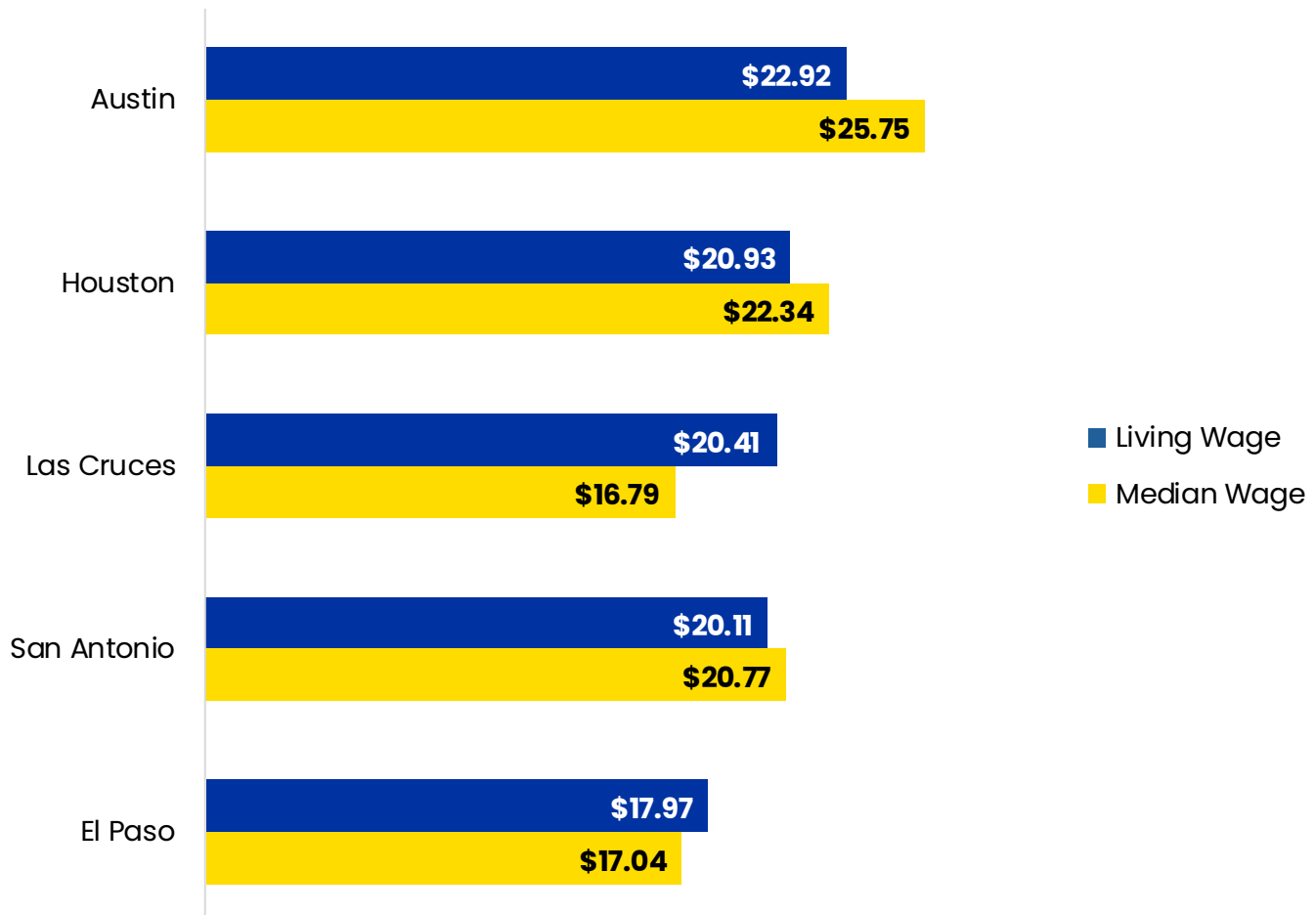


MAY 2026 LABOR MARKET REVIEW

MEDIAN VS LIVING WAGE (FY26 VS 2024)



LIVING WAGE COMPARISON (FY26)

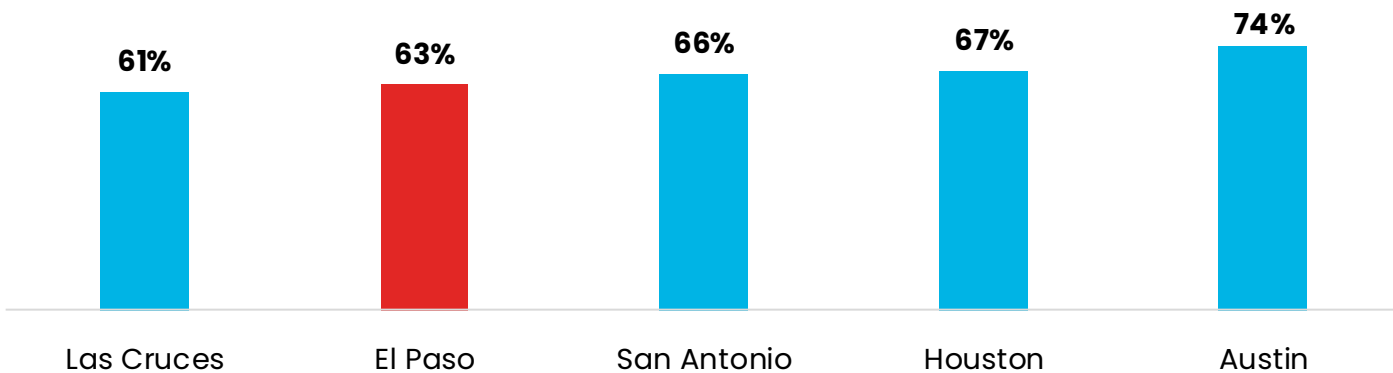




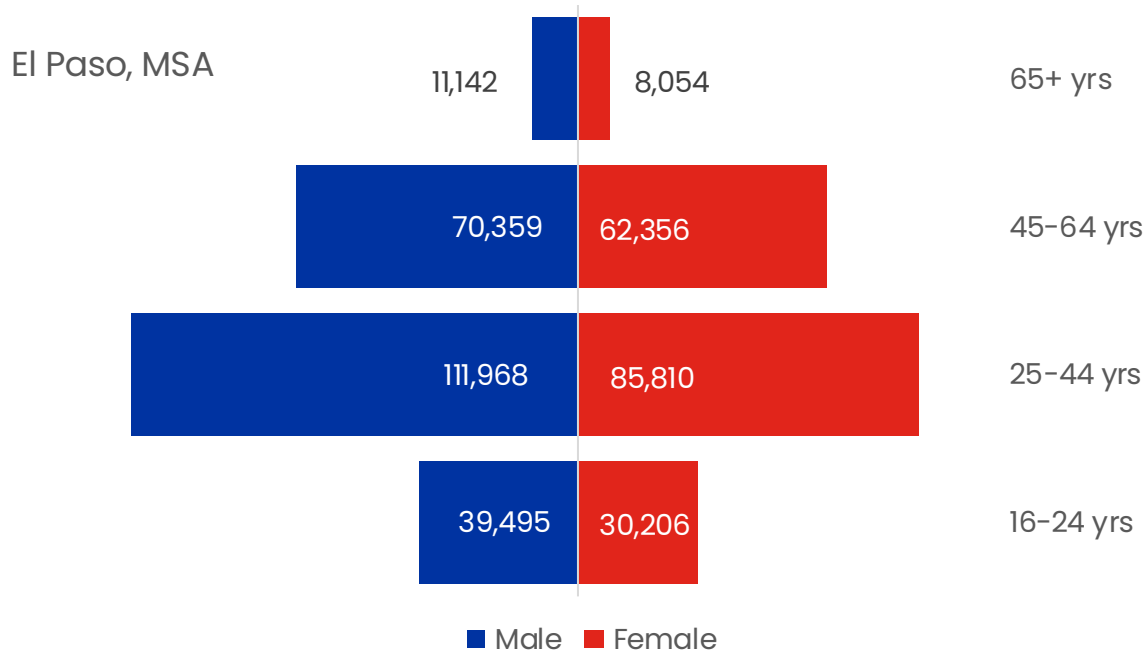
MAY 2026 LABOR MARKET REVIEW

LABOR FORCE PARTICIPATION RATE (2024)

POPULATION OVER 16 YEARS, BY COUNTY



LABOR FORCE DEMOGRAPHICS (2024)



MAY 2026 LABOR MARKET REVIEW



WSB HOT JOBS (FY 2026)

A HOT JOB HAS:

- AN ENTRY WAGE OF **\$17.97 OR MORE**
- **10% OR MORE** GROWTH IN THE NEXT 10 YEARS
- **20 OR MORE** ANNUAL JOB OPENINGS



WSB DIRECTS TRAINING FUNDS
TOWARDS THESE OCCUPATIONS



UPDATED ANNUALLY



CURRENTLY 53 HOT JOBS



WSB CAN MAKE EXCEPTIONS AS
NEEDED (LOCAL WISDOM)

[WSB HOT JOBS LINK](#) 



2026 HOT JOBS

YOUR *GUIDE* TO JOBS, PATHWAYS,
AND TALENT IN THE BORDERPLEX

**Inside the 2026 Hot Jobs
You'll Discover:**

-  **What Makes These Jobs So Hot:**
Wages, Growth, and Opportunity
-  **Where You Fit In:** Pathways for
Students, Jobseekers and Employers
-  **Your First Look** at AI-Enhanced
Careers in the Borderplex region.

WORKFORCE
SOLUTIONS BORDERPLEX
A proud partner of the americanjobcenter network

 borderplexjobs.com

MAY 2026 LABOR MARKET REVIEW

SOURCES

Labor Market & Career Information, Texas Workforce Commission May 2026, JobsEQ May 2026, Bureau of Labor Statistics May 2024, US Census 2024. To access previous reports, please visit our website: [Labor Market Reviews](#)

Equal Opportunity Employer/Program. Auxiliary aids and services are available upon request to individuals with disabilities. Relay Texas: 711 (Voice) or 1-800-735-2989 (TTY). Funded by all or in part of, the Department of Labor/ETA WIOA Formula Grants and Wagner-Peyser; the Department of Health and Human Services TANF and Child Care Development Fund; and the Food and Nutrition Service SNAP Employment & Training.

Igualdad de oportunidades de Empleo/Programas. Equipo auxiliar y servicios de apoyo están disponibles para personas con discapacidad al ser requeridos. Relay Texas: 711 (Voz) o 1-800-735-2989 (TTY). Este documento contiene información importante sobre los requisitos, los derechos, las determinaciones y las responsabilidades del acceso a los servicios del sistema de la fuerza laboral. Hay disponibles servicios de idioma, incluida la interpretación y la traducción de documentos, sin ningún costo y a solicitud.

