



educated
furniture
built for learning



Volume 10

Product Catalogue

Contact us for a quote

✉ sales@educatedfurniture.co.nz

☎ 0508 645 397

🌐 educatedfurniture.co.nz

Connect with us!





Educated Furniture were professional, efficient, and went the extra mile. They have a great range of high-quality products. We really appreciated their advice, clear communication, attention to detail, and competitive pricing.

The team delivered on time and assembled and installed our furniture right to the classroom door.

Deputy Principal
Onerahi School | Whangarei

Designers and manufacturers of innovative, high quality, educational furniture.

Educated Furniture has over 25 years' experience within the educational sector and offers the most extensive range of high quality school furniture in New Zealand.

We have options to suit all education providers and every environment, including classrooms for all ages, MLE's, libraries, staffrooms, STEM rooms, breakout spaces, resource rooms, auditoriums/halls, exam rooms and administration areas.

We are a locally owned and operated family business, with a passion for supplying quality products and excellent service and support to our customers.

We strongly believe in the importance of education and we take pride in the fact that our furniture and equipment helps teachers and students get more out of their day. Much of our educational furniture is designed and manufactured in our purpose built factory in Whangarei.

This allows us to offer our school furniture and equipment at some of the most competitive prices in the market and ensures that the items we supply to our customers are built to the highest standard and are delivered on time.



Working with schools to create the perfect learning environment

Our product range is extensive

We have literally thousands of products to suit every need. The vast majority of our products are made right here in New Zealand, and our factory team can make any customised unit imaginable.

We also partner with high quality and reliable suppliers to bring you the full range of products at value for money prices.

Flexibility and customisation options with EF

The beauty of manufacturing much of our educational furniture range in house, is that it gives our customers the flexibility to order items such as tables, desks, bookcases, display units and storage units in any height or size specifications they want.

We are also very happy to discuss bespoke furniture requirements with our customers as the need arises. We are always working on designing, developing and sourcing new products to keep abreast of the current and future needs of education providers.

Superior quality and confidence in our products

EF is so confident in the quality of our range that we offer a 10 year repair/replacement warranty on our manufactured products and varying warranties on products we source from our supply partners.

If there is a problem with anything we have supplied we will either repair it, replace it or credit you for the item.

We have been making and supplying our range of furniture for a long time and have many loyal customers who have continued to return to us over many years – such is the quality, value and service we offer.

Skilled and knowledgeable sales team who service all of New Zealand

Our skilled sales team have an extensive knowledge of our product range and collectively many years of experience supporting the education sector. There is never a job too big, too small or too remote for us. Our four Territory Account Managers now cover all regions in the North and South Island and go above and beyond to ensure that all our customers receive the personalised service and support they require, no matter the location or the size of the job. We also understand that the needs of our rural and urban customers vary and there is no one size fits all approach to fitting out a classroom. Our team love a challenge and thrive on delivering unique and different projects that our competitors cannot deliver.

We offer a free consultation and design service

At Educated Furniture we realise that the quality of the physical learning environment is partnered with academic performance.

Our aim is not to simply supply furniture, instead we combine your school's vision and our extensive experience in the education sector to create environments and inspirational learning spaces for students and teachers.

Research shows that a student's learning environment affects their ability to learn, interact and behave within the classroom setting. This knowledge coupled with our valuable connections within the educational furnishing industry allows us to make recommendations and plan spaces which are functional, inspiring and motivating.

Consultation site visit or video consult

We offer a free consultation service for all our customers no matter how big or small the order is.

During the initial consultation we will find out more about your school and work with you to gain a full understanding of your needs, the workspace, the budget and the timeframe.

Many of our larger fit-outs include multiple site visits and consultation meetings before anything is finalised.

Design

We will always strive to create a solution that meets the unique needs of each customer and the space(s) we are working with.

2D and 3D computer rendering of the space and proposed furniture will be generated so you can visualise how the space will be transformed prior to finalising a quotation. This ensures that the furniture solutions we have offered meet your expectations. We will also offer advice and options for the layout of spaces, colour schemes and educational units customised to meet your schools' unique needs.

Delivery, installation and handover

We work with you every step of the way, from initial consultation right through to project completion. In order to ensure our furniture arrives on time and undamaged we have carefully selected logistics operators who are reliable and have a proven track record. We also have our own truck and driver to fulfill deliveries to the majority of our customers in the North Island.

For larger scale fit-outs our Territory Account Managers will always attend on delivery day to ensure that the furniture arrives as ordered and to assist with placement and installation. Upon handover, our sales team are always available to assist with any queries or support our customers require.

Our promise to our customers

As a customer of Educated Furniture you have our assurance that:

- Customer service and satisfaction is our priority
- We only use and supply top quality materials and our workmanship is at the highest level
- We will bring you the best possible products at the most competitive prices
- We manufacture furniture to your specifications
- We are always researching and testing new and innovative products that we can add to our educational furniture range
- We are always working on improvements to existing products
- We are always working on completely new designs for furniture where there is a gap in the market.

Our Sales Team



Graham Lyons

Territory Account Manager
Auckland, Northland & Waikato
P 021 537 760
E graham@educatedfurniture.co.nz



Campbell Norman

Territory Account Manager
Far North & Central North Island
M 020 4068 6942
E campbell@educatedfurniture.co.nz



Jono Mills

Territory Account Manager
Lower North Island & Upper South Island
M 021 537 740
E jono@educatedfurniture.co.nz



Jo Kingsbury

Territory Account Manager
Central & Lower South Island
M 022 398 9067
E jo@educatedfurniture.co.nz



Kirsty Hamilton

Sales & Administration Co-ordinator
P 09 430 8000
P 0508 645 397 (toll free)
E sales@educatedfurniture.co.nz

Guarantee

- We offer you a 10 year guarantee on all products unless stated otherwise on a particular item
- The guarantee covers faulty materials and workmanship only
- The guarantee does not cover unfair wear, tear, misuse or abuse
- The guarantee does not cover any fabrics or zips unless stated on the individual product
- Our guarantee is a return to base guarantee. Should in the unlikely event an item fails within the specified guarantee period it is up to the customer to return this to Educated Furniture for repair. Once the item is repaired we will pay the cost to return to you

Disclaimer

- On publishing all items are correct to specification and design, however some items may differ due to updating a design and the availability of the raw materials
- Suppliers update their products from time to time, so replacement products may be released after publishing.
- We have endeavoured to have all the information correct at time of printing, however any mistakes that have been made will be pointed out to the client at time of purchase.
- All colours pictured are as close as the printing process will allow.

Samples

- We are happy to supply samples where necessary. This is on a 7 day trial. The goods must be returned to us in a “new” condition at the customer’s expense.

Terms and conditions

Delivery

- All goods received must be checked before signing for
- If there has been any damage to the goods delivered this MUST be written on the delivery consignment note. It is also easier and quicker for everyone if you leave the item on the truck so that it can be replaced or repaired and back to you as soon as possible.
- Once signed for, no matter the condition, it is yours. So please check all inwards goods properly before signing for them.

Returns

- Any goods needing to be returned for any reason, you must have written permission from Educated Furniture. If returned without permission, there may be costs incurred by you.
- All goods have been made to your specifications. You have made your personal choices of colours, sizes and items and these have been made especially for you. All of these items are non-returnable
- If the goods have not been made to the specification on the website, catalogue or quote we are happy to have them replaced with the correct product.
- If we agree to have any goods returned there will be a restocking fee and a freight cost.

Custom-made items

- Any items that are custom made to you a customer’s specifications are not returnable.

Romalpa Clause

- Title on the goods supplied does not pass to the purchaser until payment is received in full.

Bad Debts

- Any accounts not paid in full may be given to a debt collector.
- All costs incurred will be payable by you the customer

Terms of Payment

- Payment required by the 20th of the month following the invoice.
- If you do not have an account with us, goods must be paid for before they are dispatched.

Pricing

- All prices are subject to change without prior notice.
- All prices are PLUS GST and freight.



Catalogue Contents

Section 1 - Educational Units

Whiteboard Cabinets.....	1-10
Teacher Stations.....	1-13
Electronic Device Storage.....	1-15
Teacher Podiums.....	1-16
Library Units.....	1-17
Mobile-Storage and Cupboard Units.....	1-18
Book Shelving and Display Units.....	1-19
Multi-Storage Units.....	1-24
Tote Trolleys.....	1-27
Bag Trolleys.....	1-29
Cubby Holes Units.....	1-30
Sick Bay Furniture.....	1-31
Artwork Storage Units.....	1-32

Section 2 - Tables and Desks

Classroom Tables.....	2-36
Computer and Lab Tables.....	2-44
Student Desks.....	2-45
Teacher Desks.....	2-48
Office Desks and Workstations.....	2-49
Ergonomic Desking and Accessories.....	2-51
Library and Reception Desks.....	2-55
Meeting Room and Staffroom Tables.....	2-56
Bar Leaners and Coffee Tables.....	2-58
Collapsible Tables and Trolleys.....	2-61

Section 3 - Seating

Classroom Chairs.....	3-66
Student and Teacher Stools.....	3-69
Linkable and Stackable Chairs.....	3-72
Staffroom Stools and Chairs.....	3-73
Visitor and Meeting Room Chairs.....	3-76
Office and Teacher Chairs.....	3-83

Section 4 - Soft Furnishings

Fritters and Bean Bags.....	4-92
Cube Stools and Storage Seats.....	4-93
Ottomans.....	4-94
Couches and Arm Chairs.....	4-100
Booths, Pods and Tiered Seating.....	4-103

Section 5 - Modular Units and Cabinetry

iQuad Desk Units.....	5-110
iQuad Mobile Units.....	5-112
iQuad Credenza Units.....	5-113
iQuad Storage Units.....	5-114
Modular Units.....	5-115
Custom Cabinetry.....	5-118

1



Section 1

Educational Units

Contact us for a quote!



sales@educatedfurniture.co.nz



0508 645 397



educatedfurniture.co.nz



Over the years we have conducted a lot of business with Educated Furniture and have been pleased with the products that they have delivered.

The most satisfactory aspect of our relationship with EF has been the prompt and friendly service that our Account Manager has given to our school. To me relationships are the most important part of any business interaction. Our EF Account Manager has always been available to discuss furniture issues, suggested appropriate solutions and ensured that our orders are delivered satisfactorily and on time.

Head of Primary School
Kingsway School | Auckland



Section 1

Educational Units

Whiteboard Cabinets	1-10
Teacher Stations	1-13
Electronic Device Storage	1-15
Teacher Podiums	1-16
Library Units	1-17
Mobile-Storage and Cupboard Units.....	1-18
Book Shelving and Display Units	1-19
Multi-Storage Units	1-24
Tote Trolleys	1-27
Bag Trolleys.....	1-29
Cubby Holes Units	1-30
Sick Bay Furniture	1-31
Artwork Storage Units.....	1-32

Whiteboard Cabinets

915 & 945 Whiteboard Cabinets

Optimise your storage and make learning visible.



Whiteboard cabinets are our speciality

Choose from a wide array of cabinet bases that include cupboards, drawers, cube crates and tote trays to enhance your unit. All upper levels have adjustable shelving, hiding behind the sliding whiteboards, making them the ultimate all-in-one storage solution and collaborative workspace. Locks can be added to all drawers, doors and whiteboards for secure storage of televisions, electronic devices and other resources.

All our whiteboards are frameless and feature a solid MDF core with high quality and durable porcelain surface and sleek handles.

Depending on the combination of units you choose, the width of your cabinet can vary between 1600mm wide (being the smallest size) to the largest option of 4800mm wide.

Our 400 deep units are all 2000mm high x 400mm deep with the interior shelves of the base unit (lower section) being 400mm deep and depth in the top section (behind the whiteboards) being 290mm deep.

We also offer 600 deep cabinets which have been designed and developed especially for STEM rooms where bulkier items may need to be stored. The interior shelves of the base cabinets (lower section) are 600mm deep and the shelving behind the whiteboards being 490mm deep.

DQLS - Acoustics

At EF most of our products have been modified to not only carry out their primary function, but also to be fitted with acoustic absorbent coverings. Thereby helping designers to achieve DQLS acoustic requirements.

Design

We have carefully designed our whiteboard cabinets to ensure maximum use from the unit. When configured correctly, we believe the whiteboard cabinet can act as the main storage feature in the classroom.

With an extensive range of modules to choose from the cabinets can easily be configured for classrooms, technology rooms, IT rooms, resource rooms, staffroom and much more.

In order to provide maximum storage capacity and plenty of usable space in the lower section of the cabinet, we have designed our units with a slim 40mm toe kick.

When adding an EF whiteboard cabinet to a classroom or learning space, we recommend they are installed as one of the last items in the fit out, once carpet is down and walls are finished.

Wall anchor kits are optional for those wanting to attach the cabinets to the wall.

Installation

Our whiteboard cabinets are designed as modular components for ease of installation. The modules are shipped fully assembled, once on site the cabinet can be easily assembled by a builder or school caretaker.

All instructions and fittings are provided. Installation typically only takes one hour, and because EF has done

Colour range - all of our Melteca units can be made in any of the colours/finishes below



the critical assembly work already, the highest level of quality is maintained. Through this approach we are able to maximise installation ease/efficiency while minimising transport and installation costs and maximising quality. Of course, EF can take care of all installation should this be desired.

Customisation

Over the years EF has developed a vast range of modules to create any desired configuration of whiteboard cabinet. Not only is the range of standard modules extensive, each module can be modified for complete customisation of the cabinet at minimal cost.

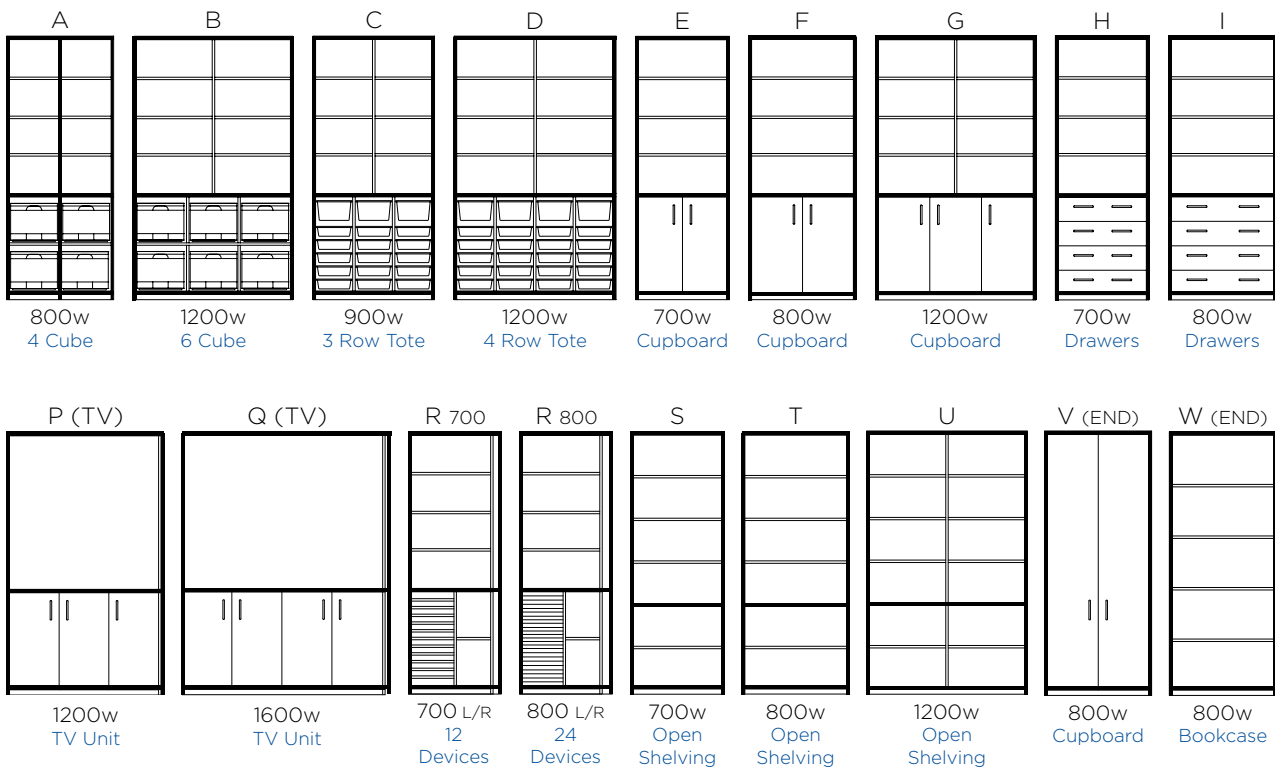
Colours and materials can all be customised, ensuring the end user always gets exactly what they want.

Warranty


EF is so confident in the quality of our product that we offer a 10 year repair/replacement warranty on our cabinets and a “Forever” guarantee on most of our whiteboards.

We have been making our cabinets for a long time now and customers keep coming back for more – such is the quality, value and service we offer.

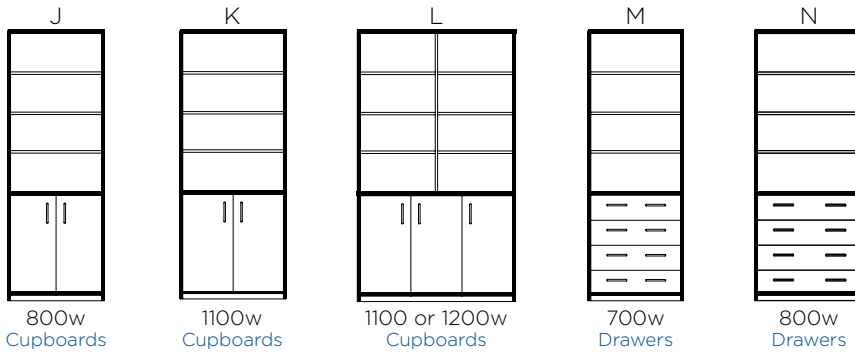
915 - 400mm Deep Base Units



Colour range - all of our Melteca units can be made in any of the colours/finishes below



945 - 600mm Deep Base Units



Whiteboard standard sizes

- 1800Lx400d/600dx2000h cabinet = 2 x 900x1200 whiteboards
- 2400Lx400d/600dx2000h cabinet = 2 x 1200x1200 whiteboards
- 3000Lx400d/600dx2000h cabinet = 2 x 1200x1500 whiteboards
- 3600Lx400d/600dx2000h cabinet = 2 x 1800x1200 whiteboards
- 4800Lx400d/600dx2000h cabinet = 2 x 2400x200 whiteboards

NB: Cabinets over 3600mm will be aluminium framed, non-soft close. We can customise these sizes to fit your requirements.

Extra Options

Tote Trays

Small 400 x 270 x 75
Large 400 x 270 x 150
Grey | Red | Blue | Clear



Cube Crates

Stand alone or stack
360L x 360W x 280H
Clear | Blue | Grey



DQLS - Acoustics

Cabinets can also be fitted with built-in acoustic absorbent coverings that can be customised in your choice of colour, design or branding.



Locks

Add locks to whiteboards, doors and drawers for secure storage of televisions, devices and other resources



2600L x 2000H x 400D
2600 Whiteboards
1 x Unit C
1 x Unit F
1 x Unit C
+ Tote Trays



3600L x 2000H x 400D
3600 Whiteboards
1 x Unit R
1 x Unit G
1 x Unit C + Tote Tray
1 x Unit I



2400L x 400d x 2000h
2400 Whiteboards
1 x Unit R
1 x Unit C
1 x Unit A
+ Tote Trays and Cube Bins

Colour range - all of our Melteca units can be made in any of the colours/finishes below



Teacher Stations

1 Teacher Station



- Base Size - 900L x 450D x 550H
- Total Height - 1150H
- Industrial rubber wheeled castors
- Board size 900mm x 600mm
- Drawer access from both sides
- Magnetic whiteboard with clips on both sides

4 Teacher Station



- Base Size - 900L x 450D x 550H
- Total Height - 1150H
- Industrial rubber wheeled castors
- Board size 900mm x 600mm
- Drawer access from both sides
- Magnetic whiteboard with clips on both sides

7 Teacher Station




- Base Size - 900L x 450D x 550H
- Total Height - 1150H
- Industrial rubber wheeled castors
- Board size 900W x 600H
- Drawer access from both sides
- 1 locking cupboard
- Magnetic whiteboard with clips on both sides

73 Teacher Station



- Base Size - 900L x 450D x 550H
- Total Height - 1150H
- Industrial rubber wheeled castors
- Board size 900W x 600H
- Magnetic whiteboard with clips on both sides
- Complete with 3 small & 3 large tote trays



Optional Extras

- Add blue pinboard or velcro receptive vertiface instead of the second whiteboard
- Standard colour - Ink. Other colours available on quantity orders

Tote Tray Colours


Grey | Red
Blue | Clear

Tote Tray Sizes

Small 400 x 270 x 75
Large 400 x 270 x 150



Colour range - all of our Melteca units can be made in any of the colours/finishes below



74 Teacher Station/TV



- A - Base Size - 1000L x 450D x 700H
- Total Height - 1300H
- Industrial rubber wheeled castors

One Side

- Backboard to attach 1000W x 600H 40" screen
- Cable ports for easy cord access
- Pullout shelf for laptop

Other Side

- Magnetic whiteboard 900W x 600H
- Base fits 2 large, 4 small tote trays and 1 adjustable shelf
- Bracket, TV, Laptop etc not included



- B - Base Size - 1200L x 450D x 750H
- Total Height - 1560H
- Industrial rubber wheeled castors

One Side

- Backboard to attach 1000W x 600H 50" screen
- Cable ports for easy cord access
- Pullout shelf for laptop

Other Side

- Magnetic whiteboard 1200W x 800H
- Base fits 2 large, 4 small tote trays and 1 adjustable shelf
- Bracket, TV, Laptop etc not included

5 Teacher Station



- Base Size - 900L x 450D x 700H
- Total Height - 1300H
- Industrial rubber wheeled castors
- Magnetic whiteboard 900W x 600H
- Drawer access from both sides
- Clips on both sides

72 Teacher Station



- Base Size - 900L x 450D x 700H
- Total Height - 1300H
- Industrial rubber wheeled castors
- Magnetic whiteboard 900W x 600H
- Clips on both sides
- Complete with 4 large & 4 small tote trays

275 Replacement Whiteboards

A set of two replacement whiteboards can be purchased for all of our Teacher Stations
 Size: 900W x 600H
 Includes a set of two magnetic whiteboards



Colour range - all of our Melteca units can be made in any of the colours/finishes below



Electronic Device Storage

420 iPad & Chrome Book Storage Unit

Our iPad and Chrome Book Storage Units are an excellent option for keeping tablets safely stored and charged when not in use, making them a great asset to any classroom.

- Solid Melteca construction
- Option to have different colours/finishes on the inside and outside of the unit
- Three sizes available
- Size of slot 260W x 35D x 250H - Maximum Height 425H
- Mount power board and plugs on the back and thread plugs through the cable port holes
- Complete with locks for secure storage

Includes surge protection
 2 Row Unit
 3 Row Unit
 4 Row Unit

Add power boards

A - 2 rows - stores 16 Chrome Books 620W x 600D x 725H
B - 3 rows - stores 24 Chrome Books 840W x 600D x 725H
C - 4 rows - stores 32 Chrome Books 1175W x 600D x 725H



400 Laptop Storage Units (24 and 30 Slots)

Our Laptop Storage 24 & 30 units come in two sizes and are a tidy and secure way to keep laptops safely stowed while not in use, making them a great asset to any educational setting.

- Heavy duty locking castors bolted through base
- Store 12 or 15 laptops on each side
- Holes for all cabling including power cords at back
- Heavy duty handle at one end for ease of movement
- Grills for ventilation
- Size of each slot - 395W x 395D x 60H
- Power boards with surge protection can be added



A - Holds 24 - 1200L x 1100H x 500D
B - Holds 30 - 1200L x 1180H x 500D

Add power boards

401 Laptop Storage Units (12 and 15 Slots)

- Heavy duty locking castors bolted through base
- Store 12 or 15 laptops on each side
- Holes for all cabling including power cords at the back
- Heavy duty handle at one end for ease of movement
- Grills for ventilation
- Size of each slot - 395W x 395D x 60H
- Power boards with surge protection can be added



A - Holds 12 - 800L x 1100H x 500D
B - Holds 15 - 800L x 1180H x 500D

Add power boards

Colour range - all of our Melteca units can be made in any of the colours/finishes below



Teacher Podiums

501 Teacher Podiums

Our Teacher Work Podiums are very popular and look really tidy in the classroom. Podiums provide lockable storage for teaching materials and a laptop/computer as well as power outlets on the upstand.

A Drawer and Cupboard Podium

- 600W x 600D x 1000mm high
- Solid Melteca construction
- 4 outlet power box with surge protector
- Pull out shelf on heavy duty runners with upstand at the back
- Plug can exit left or right hand side
- 1 heavy duty lockable drawer on steel runners
- 1 lockable cupboard with 1 adjustable shelf
- 75mm heavy duty locking castors for easy movement around the classroom
- Shaped curved top with 120mm high upstand and decorative front panel
- Option to have a different colour on the inside and outside of the unit



B Three Drawer Podium

- 600W x 600D x 1000mm high
- Solid Melteca construction
- 4 outlet power box with surge protector
- Pull out shelf on heavy duty runners with upstand at back
- Plug can exit left or right hand side
- 3 lockable drawers of same depth on heavy duty steel runners
- 75mm heavy duty locking castors for easy movement around the classroom
- Shaped curved top with 120mm high upstand and decorative front panel
- Option to have a different colour on the inside and outside of the unit



Custom options

- A whiteboard front can be added to the front panel of either podium option for an additional work surface



Colour range - all of our Melteca units can be made in any of the colours/finishes below



Library Units

519 Reading Retreat



Our Reading Retreats are great for creating a quiet sanctuary for students to read and relax in the classroom, library or breakout space environment with added benefit of storage space.

- 1800L x 1600H x 600D (custom sizing available)
- Solid Melteca construction
- Plinth base
- 50mm foam seat covered in any of our Premium, High Quality and Standard Quality fabrics. In the educational setting we strongly recommend using a Fibre Guard fabric that can be cleaned and has very high durability.
- Cushioned seat is large enough for two students
- For added hidden storage the unit includes 6 small and 6 large tote trays or 6 Cube boxes in your choice of colour

830 Library Desk



Our Library Desks invite and welcome your visitors with style and practicality. Available in a wide range of shapes and styles, we work with you to design and make a desk to suit your requirements and environment.

- Desks are always custom-made in our factory to fit your space and style
- We can use a range of different materials to fit your environment including Melteca, steel, perspex etc
- Desks can be made with corner tops, u-shaped tops, straight tops and jellybean tops with or without an up-hutch

425 Book Return Bin



- 500W x 500D x 500H
- Solid Melteca construction
- Twin wheel castors
- Designed to fit neatly under library returns desk
- Option A - Book bin with no drawer
- Option B - Book bin with drawer on steel runners

425 Book Return Trolley



- 820W x 470D x 1050H
- Solid Melteca construction
- Includes two shelves in colour/finish of your choice below
- 32mm round steel frame
- Heavy duty castors for full portability

Colour range - all of our Melteca units can be made in any of the colours/finishes below



Mobile-Storage and Cupboard Units

57 Mobile Bins



- **A** - 1200L x 400D x 390H (3 bins)
- **B** - 1800L x x 400D x 390H (4 bins)
- Great for library books, toys, blocks and other teaching aids
- Unit is lower so contents can be easily viewed and accessed by smaller children
- Industrial rubber wheeled castors for portability
- Melteca construction with option to have two different colours from options below

54 Mobile Storage Crate



- **A** - 600L x 600D x 310H
- **B** - 700L x 600D x 310H
- Great for smaller children to access resources
- Very portable on twin wheel castors
- Larger size option to fit larger picture books
- Melteca construction with the option to have two different colours

28 Small Browser Box



- 500L x 400D x 420H
- Solid Melteca construction
- Can be made to size
- Industrial rubber wheeled castors for portability
- Designed to be easily accessed by small children

380 Mobile Storage Unit



- 1800L x 500D x 970H
- Eight cubbies of various sizes for storing books, art supplies and other resources
- Top of the unit has a lip creating another shelf
- Industrial rubber wheeled castors
- Melteca construction with solid matching back and option to have two different colours

77H Cupboard Unit



- 800L x 420D x 690H
- 1 adjustable shelf
- Melteca construction with solid matching back so the unit can be placed anywhere in the room
- Industrial rubber wheeled castors
- Option to have two different colours on the inside and outside of the unit

77E Drawer Unit



- 800L x 420D x 690H
- 3 drawers on steel runners
- Melteca construction with solid matching back so the unit can be placed anywhere in the room
- Industrial rubber wheeled castors
- Option to have two different colours on the inside and outside of the unit

Colour range - all of our Melteca units can be made in any of the colours/finishes below



Book Shelving and Display Units

64 Library Shelving With Browser Boxes

Our Library Shelving is a practical, user friendly book display solution that can be custom made to individual requirements. This shelving is designed so that multiple units can be placed together in a seamless row or as a stand alone unit.



A

- **A** - 1200W x 400D x 1500H
- Solid Melteca construction
- Plinth base
- Sloping top shelf with lip for book display
- 1 fixed and 1 adjustable shelf
- Solid 18mm back and central divisions
- Complete with 2 mobile browser bins
- Pictured above with 2 units banked together



B

- **B** - 800W x 400D x 1500H
- Solid Melteca construction
- Plinth base
- Sloping top shelf with lip for book display
- 1 fixed and 1 adjustable shelf
- Solid 18mm back
- Complete with mobile browser bin in base
- Pictured above with 3 units banked together

Custom options

All library shelving units on this page can be custom made to specific dimensions if required

65 Library Shelving



A


- **A** - 1200W x 300D x 1500H
- Solid Melteca construction
- Sloping top shelf with lip for book display
- 3 adjustable shelves
- Central division
- Solid 18mm back
- Plinth base
- Pictured above with multiple units banked together in a row to create a library row




B

- **B** - 800W x 300D x 1500H
- Solid Melteca construction
- Sloping top shelf with lip for book display
- 3 adjustable shelves
- Solid 18mm back
- Plinth base
- Pictured above with 2 units banked together

Colour range - all of our Melteca units can be made in any of the colours/finishes below



82 Single Sided Storage Unit



- **A** - 1200L x 300D x 680H
- **B** - 1200L x 300D x 980H
- Solid Melteca construction with white back
- A cost effective storage and display solution for classrooms or libraries
- Plinth base
- Adjustable shelves (A - 1 shelf or B - 2 shelves)
- Option to have different colours on the inside and outside of the unit

26 Single Sided Mobile Storage Unit



- 1200L x 300D x 1000H
- Solid Melteca construction with matching back
- Four adjustable shelves for extra versatility
- Industrial rubber wheeled locking castors
- Option to have different colours on the inside and outside of the unit

27 Double Sided Mobile Storage Unit



- 1200L x 600D x 1000H
- Solid Melteca construction with matching back
- Double sided storage so it works well as a room/ space divider
- Four adjustable shelves for extra versatility
- Industrial rubber wheeled locking castors
- Option to have a different colour on the inside and outside of the unit

77K Sloping Shelf Unit



- **A** - 1200L x 420D x 690H
- **B** - 800L x 420D x 690H
- Two sloping shelves with a lip for display of books, games and other resources
- Lower unit making it ideal for younger children and works well paired with our other 690H units
- Solid Melteca construction with matching back so it can be used to create a room divider
- Industrial rubber wheeled castors
- Option to have two different colours on the inside and outside of the unit

420 Library Book Browser

- 1200L x 400D x 900H
- Solid Melteca construction in any of our colour range below
- Two tiers with four compartments per tier
- Works well teamed up with multiple units against a wall or as a room divider
- Solid matching back
- Industrial rubber wheeled castors
- Customise the inside and outside colour/ finish of your unit



Colour range - all of our Melteca units can be made in any of the colours/finishes below



22 Budget Book Shelf



- **A** - 800W x 300D x 900H
- **B** - 800W x 300D x 1200H
- **C** - 800W x 300D x 1500H
- **D** - 800W x 300D x 1800H
- 18mm Melteca construction with white back
- A cost effective storage and display solution for classrooms or libraries
- Adjustable shelves and plinth base
- Option to have a different colour on the inside and outside of the unit

66 Curved Library Shelving



- 1360W x 525D x 1000H
- Double sided unit for storage of books
- Solid Melteca construction
- Option to have a different colour on the inside and outside of the unit
- Fixed curved shelves
- Industrial rubber wheeled locking castors
- Works well banked with several units to create a snake shape double sided room divider

77C Shelving Unit



- **A** - 1200L x 420D x 690H - with a division
- **B** - 800L x 420D x 690H - without division
- Solid Melteca construction with matching back so it can be used to create a room divider
- Adjustable shelves
- Industrial rubber wheeled locking castors
- Customise the inside and outside colour/finish of your unit
- Lower unit making it ideal for younger children and works well paired with our other 690H units

61 Library Tower



- 1300H x 700D x 700L
- Ideal for book storage and display in libraries and classrooms
- Four sided display unit with three adjustable shelves per face
- Solid Melteca construction
- Industrial rubber wheeled locking castors for full portability
- Customise the inside and outside colour/finish of your unit

Colour range - all of our Melteca units can be made in any of the colours/finishes below



13 Picture Book Display



- 1200L x 450D x 1300H
- Melteca construction with solid matching back
- 5 tiers of book display storage with large upstands (300mm) suitable for larger books
- Customise the inside and outside colour/finish of your unit
- Industrial rubber wheeled castors so it can easily be shifted around the room as required

Custom options

- Add blue pinboard or velcro receptive vertiface pinboard to back of the unit

18 Six Tier Book Display



- 1200L x 500D x 1000H
- 6 tiers of book display and 2 open shelves
- Melteca construction with solid matching back
- Customise the inside and outside colour/finish of your unit
- Industrial rubber wheeled castors so it can easily be shifted around the room as required

Custom options

- Add blue pinboard or velcro receptive vertiface pinboard to back of the unit

17 Seven Tier Book Display



- 1200L x 500D x 960H
- 7 tiers of book storage and and 1 open shelf at the bottom for big books, games, puzzles and other resources
- Melteca construction with solid matching back
- Customise the inside and outside colour/finish of your unit
- Industrial rubber wheeled castors so it can easily be shifted around the room as required

Custom options

- Add blue pinboard or velcro receptive vertiface pinboard to back of the unit

16 Ten Tier Book Display



- 1200L x 550D x 1300H
- 10 tiers of book display storage and 1 open shelf at the bottom for big books, games, puzzles and other resources
- Solid Melteca construction with matching back
- Customise the inside and outside colour/finish of your unit
- Industrial rubber wheeled castors so it can easily be shifted around the room as required

Custom options

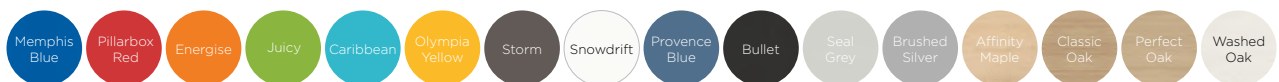
- Add blue pinboard or velcro receptive vertiface pinboard to back of the unit



OPTIONAL EXTRAS

- Add blue pinboard or velcro receptive vertiface to any book display
- Standard colour - Ink. Other colours available on quantity orders

Colour range - all of our Melteca units can be made in any of the colours/finishes below



11 Small Double Sided Book Display



- 1200L x 750D x 1000H
- Solid Melteca construction
- One side - 7 tiered book display and 1 open shelf at the bottom
- Reverse side - 4 open shelves for puzzles, games and other resources
- Industrial rubber wheeled castors for portability around the room
- Customise the inside and outside colour/finish of your unit

312 Large Double Sided Book Display



- 1200L x 750D x 1300H
- Solid Melteca construction with the option to choose the inside and outside colour/finish
- One side - 7 tiers of book display storage and three open shelves
- Reverse side - 2 sloping shelves with lip, 1 wide open shelf, 2 small shelves and 8 small tote trays on the reverse. Tote trays are included and you can choose from four tote colour options
- Industrial rubber wheeled castors

24 Big Book Storage



- 640L x 400D x 900H
- Specifically designed to store big books
- 7 slots for different sized books including a work surface on top
- Industrial rubber wheeled castors for portability
- Melteca construction with solid matching back
- Option to have two different colours on the inside and outside of the unit

76 Jumbo Big Book Storage



- 1000L x 600D x 760H at lower end/900H at the highest end
- Large storage capacity for big books
- Top to fit big books standing up and base to fit big books lying down
- Industrial rubber wheeled castors for portability
- Melteca construction with solid matching back
- Option to have two different colours on the inside and outside of the unit

380 Mobile Big Book Bin

- 600L x 600D x 420H at lower end and 570H at the highest end
- 5 slots for storing big books standing up
- Unit is lower so books can be easily viewed and accessed by smaller children
- Industrial rubber wheeled castors
- Melteca construction with solid matching back
- Option to have two different colours on the inside and outside of the unit



Colour range - all of our Melteca units can be made in any of the colours/finishes below

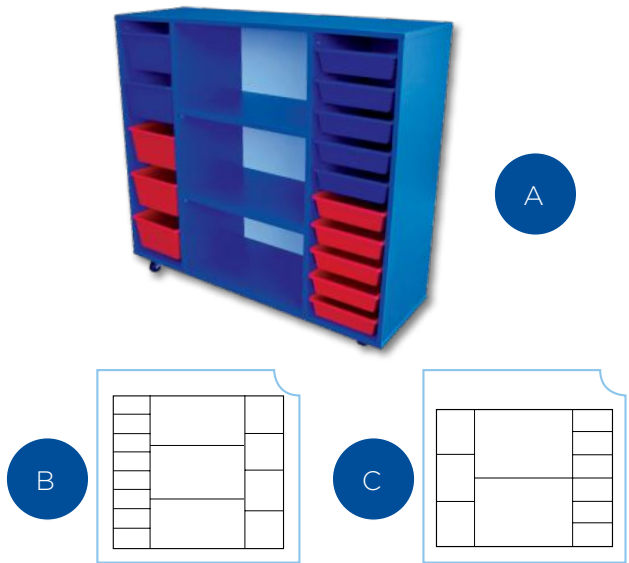


Multi-Storage Units

41 Multi Storage Units

- Three sizes available with different combinations of shelving and large and small tote trays to suit any learning environment
- Design your own to suit your needs
- Solid Melteca construction
- Industrial rubber wheeled locking castors
- Customise the colour inside and outside the unit
- Choose your tote tray combinations and colours

- A** - 1200L x 400D x 1100H
 - Each side can hold 20 small or 10 large tote trays
 - 2 adjustable shelves
- B** - 1200L x 400D x 900H
 - Each side can hold 8 small or 4 large tote trays on either side
 - 2 adjustable shelves
- C** - 1200L x 400D x 700H
 - Each side can hold 6 small or 3 large tote trays
 - 1 adjustable shelf



49 Jumbo Multi Storage Units



- 1780L x 400D x 1100H
- Each side holds 20 small or 10 large tote trays or a combination of both
- 2 adjustable shelves for other resources
- Solid Melteca construction
- Industrial rubber wheeled locking castors for portability around the room
- Customise the colour inside and outside the unit
- Choose your tote tray combinations and colours (red, grey, blue or clear) to add to the unit

51 Nine Cube Box Storage Unit



- 1200L x 400D x 1200H
- Solid Melteca construction
- Holds 9 cube boxes or can be 9 large cubby holes
- Can be ordered with or without the cube crates or you can have a combination of both
- Great in storage areas and resource rooms
- Industrial rubber wheeled castors
- Customise the colour inside and outside the unit
- Choose your cube crate quantity and colours (blue or clear) to add to the unit

52 Twelve Cube Box Storage Unit



- 1600L x 400D x 1200H
- Solid Melteca construction
- Holds 12 cube boxes or can be 12 large cubby holes
- Can be ordered with or without the cube crates or you can have a combination of both
- Great in storage areas and resource rooms
- Industrial rubber wheeled castors
- Customise the colour inside and outside the unit
- Choose your cube crate quantity and colour(s) to add to the unit

Colour range - all of our Melteca units can be made in any of the colours/finishes below



77G Cube Crate Unit



- **A** - 1200L x 420D x 690H - 3 cube crates
- **B** - 800L x 420D x 690H - 2 cube crates
- 2 open cubby holes for storage of books, games, puzzles and other materials
- Lower unit making it ideal for younger children and works well paired with our other 690H units
- Melteca construction with solid matching back so the unit can be placed anywhere in the room
- Industrial rubber wheeled castors
- Option to have two different colours on the inside and outside of the unit
- Choose your cube crates to add to the unit

54 Cube Multi-Storage Unit 1600



- 1600L x 400D x 1000H
- Solid Melteca construction
- Holds 4 cube crates in the bottom level for hidden storage
- Two levels of fixed open shelving with six cubbies of various size
- Industrial rubber wheeled castors for portability
- Customise the colour inside and outside the unit
- Choose your cube crates to add to the unit

50 Tote Tray & Cube Box Storage



- 1650L x 400D x 1100H
- Solid Melteca construction
- Holds 3 large or 6 small tote trays on each side for tidy, hidden storage
- Holds 4 cube crates along the bottom level for additional storage of larger items
- 2 adjustable storage shelves for games, puzzles, books and other resources
- Great in classrooms and resource rooms
- Industrial rubber wheeled castors
- Customise the colour inside and outside the unit
- Choose your tote tray combinations/colours and cube crates colour(s) to add to the unit

53 Cube Multi-Storage Unit 1200



- 1200L x 400D x 1000H
- Solid Melteca construction
- Holds 3 cube crates in the bottom level for hidden storage
- Two levels of fixed open shelving with five cubbies of various size
- Great in classrooms, storage areas and resource rooms for books, puzzles, games and other teaching materials
- Industrial rubber wheeled castors for portability
- Customise the colour inside and outside the unit
- Choose your cube crates to add to the unit

NOTE

- All units exclude tote trays and cube boxes
- Please choose your own combinations and they will be added to your order

Colour range - all of our Melteca units can be made in any of the colours/finishes below



381 Cube Crate Tote Tray Shelving

- **A** - Cube box Shelving - 1200W x 400D x 1800H
Cube Crate Shelving holds 9 cube crates/9 cubby holes or a combination of both
- **B** - Tote Tray Shelving - 1200W x 400D x 1800H
Tote Tray Shelving holds 4 rows of tote trays with 10 small trays or 5 large trays per bay or a combination of both
- Plinth base and adjustable shelves
- This modular storage system is designed to suit your needs and can be stand alone or combined with our Teacher Storage Cupboard (SKU 58) and Classroom Storage Cupboard (SKU 314)
- Store all your classroom resources and student materials in one place
- Keeps everything neat and tidy and easy for both children and teachers to find
- Choose your cube crates and tote trays to add to your unit - these must be purchased separately
- Solid Melteca construction with the option to have different colours on the inside and outside of the unit



58 Teacher's Storage Cupboard

- **A** - 1200L x 400D x 1200H
3 adjustable shelves on both sides
- **B** - 1200L x 400D x 1800H
1 fixed and 2 adjustable shelves on both sides
- Plinth base
- This modular storage system is designed to suit your needs and can be stand alone or combined with our Cube Crate Tote Tray Shelving (SKU 381) and/or Classroom Storage Cupboard (SKU 314)
- Store all your classroom resources and student materials in one place
- Solid Melteca construction with the option to have different colours on the inside and outside of the unit



Custom options

- Add locks for improved security

314 Classroom Storage Cupboard

- 800W x 400D x 1800H
- 1 fixed and 2 adjustable shelves (4 cavities)
- Plinth base
- This modular storage system is designed to suit your needs and can be stand alone or combined with our Cube Crate Tote Tray Shelving (SKU 381) and/or Teacher's Storage Cupboard (SKU 58)
- Keeps your classroom resources and student materials concealed and in one place
- Solid Melteca construction with the option to have different colours on the inside and outside of the unit



Custom options

- Add locks for improved security

Colour range - all of our Melteca units can be made in any of the colours/finishes below



42 Tote Trays

Tote Tray Sizes

Small 400 x 270 x 75
Large 400 x 270 x 150

Tote Tray Colours

Grey | Blue | Clear



Note: All units exclude tote trays unless stated otherwise - choose your sizes and colours

43 Cube Crates

Cube Box Colours

Grey | Blue | Clear

Cube Box Sizing

360L x 360W x 280H



Note: All units exclude cube crates unless stated otherwise - choose your sizes and colours

Tote Trolleys

44 Single Tote Trolley



- 600L x 570D x 710H
- Holds 12 small trays or 6 large trays
- Perfect for holding stationary, exercise books and other items for each student
- Melteca top with solid welded steel frame
- Twin wheel castors
- Choose your tote tray sizes and colours to add to your unit

45 Double Tote Trolley



- 980L x 570D x 710H
- Holds 24 small trays or 12 large trays or a combination of both on each side
- Perfect for holding stationary, exercise books and other items for each student
- Melteca top with solid welded steel frame
- Twin wheel castors
- Choose your tote tray sizes and colours to add to your unit

46 Triple Tote Trolley

- 980L x 570D x 710H
- Holds 36 small trays or 18 large trays or a combination of both on each side
- Perfect for storing stationary, exercise books and other items for each student
- Melteca top with solid welded steel frame
- Twin wheel castors
- Choose your tote tray sizes and colours to add to your unit



Colour range - all of our Melteca units can be made in any of the colours/finishes below



77L Tote Tray Unit



- **A** - 900L x 420D x 690H - 3 bays of trays
- **B** - 1200L x 420D x 690H - 4 bays of trays
- Each bay can take 6 small tote trays or 3 large tote trays. You can choose your combinations to suit your needs
- Perfect for storing stationary, exercise books and other teaching resources
- Solid Melteca with matching back and the option to have different colours on the inside and outside of the unit
- Lower unit making it ideal for younger children and works well paired with our other 690H units
- Industrial rubber wheeled castors
- Choose your tote tray sizes and colours

Tote Tray Storage 2 Rows



- **A** - 600L x 400D x 900H holds 16 small trays (8 per bay) or 8 large trays (4 per bay)
- **B** - 600L x 400D x 1100H holds 20 small trays (10 per bay) or 10 large trays (5 per bay)
- Can hold a combination of small and large trays
- Perfect for storing stationary, exercise books and other teaching resources
- Solid Melteca with the option to have different colours on the inside and outside of the unit
- Industrial rubber wheeled castors
- Choose your tote trays to add to the unit

136 Desk Tray Trolley



- 960L x 600D x 1000H - single sided
- Holds 12 deep desk trays or 12 standard desk trays (Grey only)
- Perfect for storing stationary, exercise books and other teaching resources
- Industrial rubber wheeled castors
- Melteca top with solid welded steel frame
- Choose your desk tray sizes (deep or standard) to add to the unit. Desk trays not included.
- Can be made to your specifications

47 Tote Tray Storage (3 bays)



- **A** - 900h x 900L x 400d holds 24 small trays (8 per bay) or 12 large trays (4 per bay)
- **B** - 1100h x 900L x 400d holds 30 small trays (10 per bay) or 15 large trays (5 per bay)
- Can hold a combination of small and large trays
- Perfect for keeping stationary, exercise books and other teaching resources organised
- Solid Melteca with the option to have different colours on the inside and outside of the unit
- Industrial rubber wheeled castors
- Choose your tote trays to add to the unit

Note: All units exclude tote trays and desk trays - choose your sizes and colours where applicable

Colour range - all of our Melteca units can be made in any of the colours/finishes below



48 Tote Tray Storage (4 bays)



B

- **A** - 990H x 1200L x 400d holds 32 small trays (8 per bay) or 16 large trays (4 per bay)
- **B** - 1100h x 1500L x 400d holds 40 small trays (10 per bay) or 20 large trays (5 per bay)
- Can hold a combination of small and large trays
- Perfect for keeping stationary, exercise books and other teaching resources organised
- Solid Melteca with the option to have different colours on the inside and outside of the unit
- Industrial rubber wheeled castors
- Choose your tote trays to add to the unit

63 Tote Tray Storage (5 bays)



B

- **A** - 900H x 1500L x 400d holds 40 small trays (8 per bay) or 20 large trays (4 per bay)
- **B** - 1100h x 1500L x 400d holds 50 small trays (10 per bay) or 25 large trays (5 per bay)
- Can hold a combination of small and large trays
- Perfect for keeping stationary, exercise books and other teaching resources
- Solid Melteca with the option to have different colours on the inside and outside of the unit
- Industrial rubber wheeled castors
- Choose your tote trays to add to the unit

Bag Trolleys

133 Large Bag Trolley



A

Our Large Bag Trolley is double sided and comes in two sizes, providing a tidy and portable place to hang bags or clothing, keeping items off the floor. Trolleys can be made in Melteca for indoor use or White Ply for exterior use (suitable for covered decks or verandahs).

- **A** - 1800L x 600D x 1300H - 30 aluminium hooks
- **B** - 1200L x 600D x 1300H - 18 aluminium hooks
- Double sided
- Industrial rubber wheeled castors
- Can be made in Melteca for indoor use or white ply for external use (suitable for covered decks)

60 Small Bag Trolley



Our Small Bag Trolley is doubled sided and includes 18 heavy duty hooks with a tray on the base for shoes to be stored. The trolley is on industrial castors for ease of movement around the classroom.

- 1300H x 1200L x 600D - 18 aluminium hooks
- Double sided
- Tray on base for shoes
- Timber and Melteca construction for interior use
- Industrial rubber wheeled castors

Colour range - all of our Melteca units can be made in any of the colours/finishes below



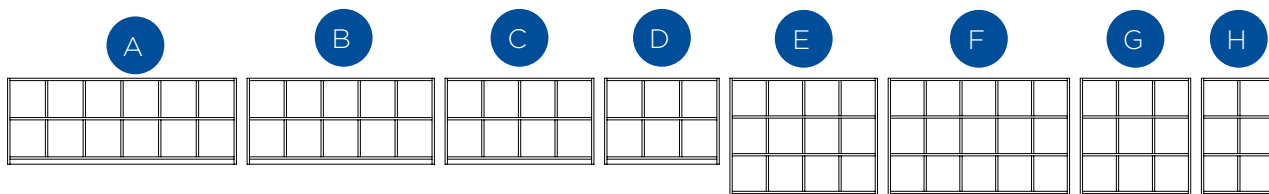

Cubby Holes Units

59 Cubby Holes

Our Cubby Holes can be used for storing a wide range of items such as bags, shoes and books, among other things. They are great for keeping items off the floor and are an especially popular storage solution in early childhood centres, kindergartens and primary schools.

Eight different sizes available

- **A** - 1800L x 680H x 300D (12 Holes)
- **B** - 1500L x 680H x 300D (10 Holes)
- **C** - 1200L x 680H x 300D (8 Holes)
- **D** - 900L x 680H x 300D (6 Holes)
- **E** - 1200L x 980H x 300D (12 Holes)
- **F** - 1500L x 980H x 300D (15 Holes)
- **G** - 900L x 980H x 300D (9 Holes)
- **H** - 600L x 980H x 300D (6 Holes)
- Average internal measurement of each cubby hole 275L x 280H x 290D
- Plinth base in solid Melteca with the option to have different colours on the inside and outside of the unit
- Units can also be custom made to your specifications

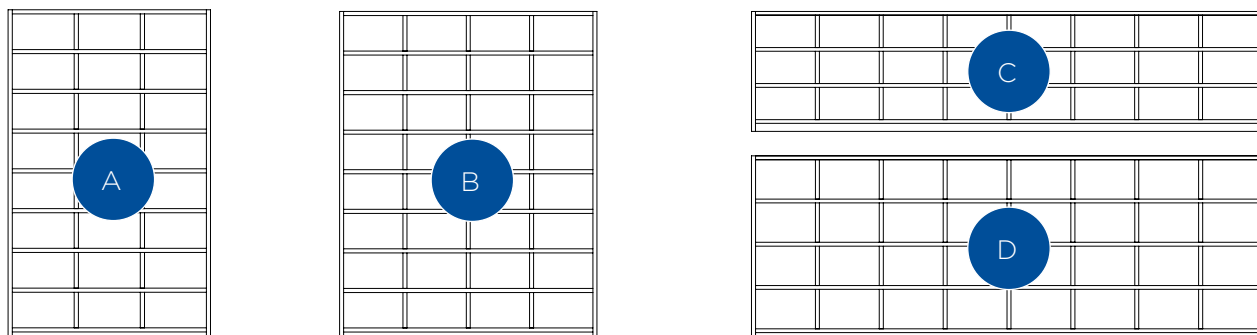



132 Shoe Cubby Holes

Our Shoe Cubby Holes come in four different sizes and are specifically designed to hold shoes and other smaller items, keeping belongings off the floor and tidily organised. They are especially useful in early childhood centres and primary school classrooms and can be made in Melteca or white ply for exterior use (suitable for covered decks or verandahs).

Four different sizes available

- **A** - 900L x 1500H x 300D (24 Holes)
- **B** - 1200L x 1500H x 300D (32 Holes)
- **C** - 2400L x 600H x 300D (24 Holes)
- **D** - 2400L x 800H x 300D (32 Holes)
- Average internal measurement of each cubby hole 275L x 290D x 160H
- Plinth base
- Can be made in Melteca for indoor use (option to have different colours on the inside and outside)
- Can be made in white ply for external use (suitable for covered decks or verandahs)
- Units can also be custom made to your size specifications if required



Colour range - all of our Melteca units can be made in any of the colours/finishes below

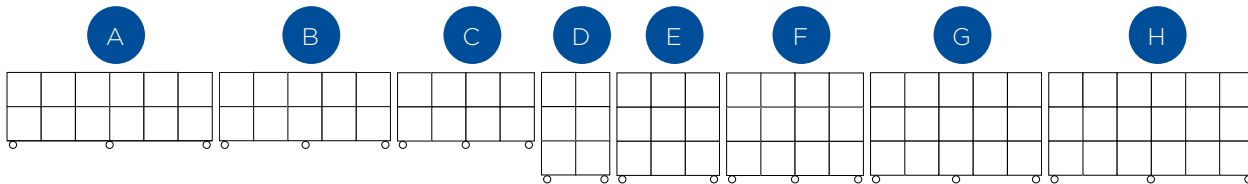


131 Bag Cubby Holes

Our Bag Cubby Holes come in eight different sizes and are perfect for tidily storing school bags, clothing and other student items in the classroom or under cover outside. They also offer the flexibility to fit cube crates in some or all of the cubby compartments.

Eight different sizes available

- **A** - 2400L x 870H x 400D (12 Holes)
 - **B** - 2000L x 870H x 400D (10 Holes)
 - **C** - 1600L x 870H x 400D (8 Holes)
 - **D** - 800L x 1270H x 400D (6 Holes)
 - **E** - 1200L x 1270H x 400D (9 Holes)
 - **F** - 1600L x 1270H x 400D (12 Holes)
 - **G** - 2000L x 1270H x 400D (15 Holes)
 - **H** - 2400L x 1270H x 400D (24 Holes)
- Average internal measurement of each cubby hole 370L x 370H x 400D
 - Cubbies will fit cube crates if required
 - Comes standard with industrial rubber wheeled castors but can also be made with a plinth base
 - Can be made in Melteca for indoor use (option to have different colours on the inside and outside)
 - Can be made in white ply for external use (suitable for covered decks or verandahs)
 - Units can also be custom made to your specifications if required



When placing a White Ply unit outside, there are some basic rules to follow to ensure it does not get water damaged:

- Keep it in a covered area such as a verandah and ensure it is not placed where the direct rain can get to it
- Do not position your unit under roof lines that are not water tight or directly on the ground or grass
- Do not waterblast your unit and be careful when cleaning decks around your unit to ensure it does not receive an unintended dousing

Sick Bay Furniture


451 Sick Bay Bed

Our Sick Bay Bed has had an upgrade, combining a large, easy to clean Vynahide mattress and plenty of drawer storage underneath. The unit is also fully mobile on industrial rubber wheeled castors.

- 1800L x 780D x 480H
- Stylish and practical sick bay bed solution that is fully mobile
- Vynahide navy mattress that is hard wearing and easy to clean
- Solid Melteca construction in your choice of colour/finish
- Comes on industrial rubber wheeled castors for easy movement around the room if required



Colour range - all of our Melteca units can be made in any of the colours/finishes below



Artwork Storage Units

31 Art Trolley



- 1050L x 600D x 700H
- Solid Melteca construction with matching back and the option to have different colours on the inside and outside of the unit
- Industrial rubber wheeled castors so it can be easily moved around the classroom as required
- Fits ice-cream or snap-lock containers on top
- 3 shelves for paper storage

40 Deluxe Art & Collage Trolley



- 1200L x 600D x 700H
- Includes 8 small tote trays (4 each side) - choose your colour to customise your unit
- Three wide slots on top for storage containers
- 2 open shelves for paper storage and 1 deep drawer on each side
- Solid Melteca with the option to have different colours on the inside and outside of the unit
- Industrial rubber wheeled castors for portability

38 Art & Collage Trolley



- 1050L x 600D x 700H
- Fits ice-cream or snap-lock containers in five slots on top
- 1 shelf for paper storage
- Comes complete with 6 large tote trays - choose your colour to customise your unit
- Solid Melteca with matching back and the option to have two different colours
- Industrial rubber wheeled castors for portability

32 Paper Storage Unit



- 1050L x 600D x 1000H
- 6 shelves for paper storage of various sizes and a cutting table on top
- Solid Melteca construction with matching back and the option to have different colours on the inside and outside of the unit
- Industrial rubber wheeled castors for portability

33 Junior Paper Storage Unit



- 1050L x 600D x 700H
- 4 shelves for paper storage of various sizes and a cutting table on top
- Solid Melteca construction with matching back and the option to have two different colours
- Industrial rubber wheeled castors for portability

387 Drying Unit



- 900L x 630D x 1000H
- 2 bays of 14 pull out shelves made in 9mm MDF board (28 shelves in total)
- Cutting table on the top of the unit
- Solid Melteca construction with matching back and the option to have two different colours
- Industrial rubber wheeled castors for portability

Colour range - all of our Melteca units can be made in any of the colours/finishes below



2



Section 2

Tables and Desks

Contact us for a quote!



sales@educatedfurniture.co.nz



0508 645 397



educatedfurniture.co.nz



We have been using Educated Furniture for many years for the furniture requirements of our school.

We are always happy with Educated Furniture, staff and the products. They are truly amazing, the staff are approachable, are always happy to help and have great follow up service

Office Manager
Puhinui School | Auckland



Section 2

Tables and Desks

Classroom Tables	2-36
Computer and Lab Tables.....	2-44
Student Desks.....	2-45
Teacher Desks.....	2-48
Office Desks and Workstations.....	2-49
Ergonomic Desking and Accessories.....	2-51
Library and Reception Desks	2-55
Meeting Room and Staffroom Tables	2-56
Bar Leaners and Coffee Tables.....	2-58
Collapsible Tables and Trolleys.....	2-61

Classroom Tables

85 Classroom Tables

Eighth standard sizes or request a custom size

- **A** - 800L x 600D x Height
- **B** - 800L x 800D x Height
- **C** - 1200L x 600D x Height
- **D** - 1200L x 800D x Height
- **E** - 1600L x 600D x Height
- **F** - 1600L x 800D x Height
- **G** - 1800L x 600D x Height
- **H** - 1800L x 800D x Height
- Choose your height from our standard options
- Solid steel powder coated frame with 32mm round legs
- 18mm Melteca top in your choice of colour/finish
- Rounded corners with solid 2mm PVC edges

Custom options


- Whiteboard tops
- Adjustable legs - 530 | 625 | 685 | 725mm
- Turn into Tall Tables 800 or 900H
- Add 4 locking castors for portability
- Upgrade to heavy duty frame with 51mm round legs (not available with adjustable leg heights)



Whiteboard top

Locking castor

Adjustable legs



Standard Table Heights

- Kneeler - 400mm high
- Pre-School - 500mm high
- Year 1 - 2 - 530mm high
- Year 1 - 2 - 560mm high
- Year 3 - 4 - 625mm high
- Year 5 - 6 - 685mm high
- Year 7 - 8+ - 725mm high

Replacement Tops

Use your existing frames and refresh your school's tables with replacement tops. Available in our full range of colours/finishes, shapes and sizes



87 Round Tables



- **A** - 900 diameter
- **B** - 1200 diameter
- Choose your height from our standard options
- Solid steel powder coated frame with 32mm round legs
- 18mm Melteca top in your choice of colour/finish
- Solid 2mm PVC edges

Custom options

- Whiteboard tops
- Adjustable legs - 530 | 625 | 685 | 725mm
- Add 4 locking castors for portability

89 Kneeler Tables



- **A** - 1200L x 400D x 400H
- **B** - 1200L x 600D x 400H
- Solid steel powder coated frame with 32mm round legs
- 18mm Melteca top in your choice of colour/finish
- Rounded corners with solid 2mm PVC edges

Custom options

- Whiteboard tops for a collaborative work surface

Colour range - all of our Melteca units can be made in any of the colours/finishes below



86 Desk Tray Tables

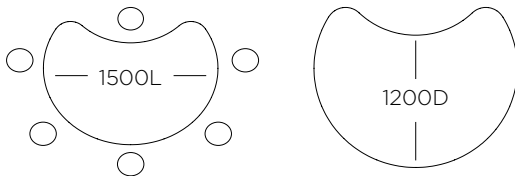


- **A** - 1200L x 800D x Height (4 trays/4 students)
- **B** - 1600L x 800D x Height (4 trays/4 students)
- **C** - 1800L x 800D x Height (6 trays/6 students)
- Choose your height from our standard options
- Solid steel powder coated frame with 32mm round legs
- 18mm Melteca top in your choice of colour/finish
- Rounded corners with solid 2mm PVC edges
- Choose between Standard or Deep desk trays

Custom options

- Whiteboard tops
- Adjustable legs - 530 | 625 | 685 | 725mm
- Add 4 locking castors for portability

388 Jellybean Tables



- 1500L x 1200D x Height
- Choose your height from our standard options
- Solid steel powder coated frame with 32mm round legs
- 18mm Melteca top in your choice of colour/finish
- Solid 2mm PVC edges

Custom options

- Whiteboard tops
- Adjustable legs - 530 | 625 | 685 | 725mm
- Add 4 locking castors for portability

123 Desk Trays

Standard



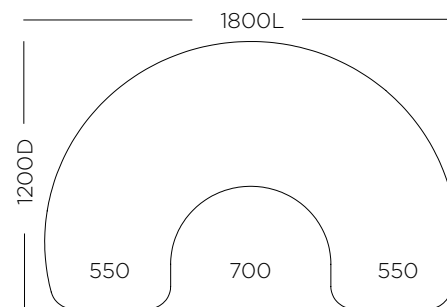
Deep

A - Standard 520W x 400D x 80H

B - Deep 520W x 400D x 120H

Colours - Dark Grey only

162 Horseshoe Tables



- 1800L x 1200D x Height
- We recommend a gas lift teacher chair to provide a comfortable and ergonomic sitting position
- Choose your height from our standard options
- For Years 1 - 4 we recommend using the 625H table with 400H MLE stools or Cube stools.
- Solid steel frame with 32mm round legs
- 18mm Melteca top in your choice of colour/finish
- Rounded corners with solid 2mm PVC edges

Custom options

- Whiteboard tops
- Adjustable legs - 530 | 625 | 685 | 725mm
- Add 4 locking castors for portability

Colour range - all of our Melteca units can be made in any of the colours/finishes below

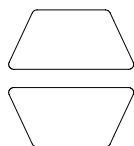
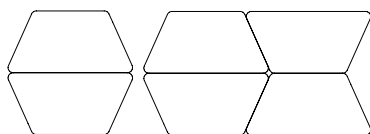
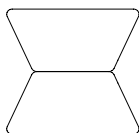
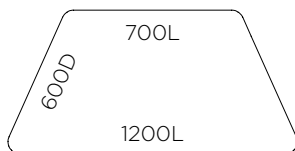


90 Trap Tables

- 1200L x 700L x 600D x Height
- Choose your height from our standard options
- Solid steel powder coated frame with 32mm round legs
- 18mm Melteca top in your choice of colour/finish
- Rounded corners with solid 2mm PVC edges

Custom options

- Whiteboard tops
- Adjustable legs - 530 | 625 | 685 | 725mm
- Add 4 locking castors for portability
- Upgrade to heavy duty frame with 51mm round legs (not available with adjustable leg heights)

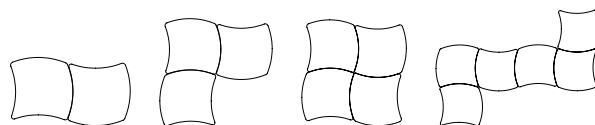
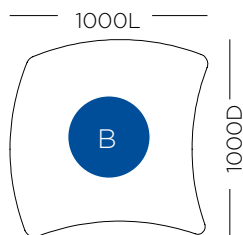
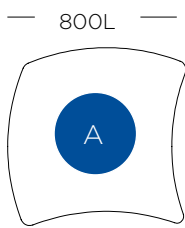


163 Switch Tables

- **A** Years 1- 6 - 800L x 800D x Height
- **B** Year 7+ - 1000L x 1000D x Height
- Choose your height from our standard options
- Solid steel powder coated frame with 32mm round legs
- 18mm Melteca top in your choice of colour/finish
- Rounded corners with solid 2mm PVC edges

Custom options

- Whiteboard tops
- Adjustable legs - 530 | 625 | 685 | 725mm
- Add 4 locking castors for portability



Standard Table Heights

- Kneeler - 400mm high
- Pre-School - 500mm high
- Year 1 - 2 - 530mm high
- Year 1 - 2 - 560mm high
- Year 3 - 4 - 625mm high
- Year 5 - 6 - 685mm high
- Year 7 - 8+ - 725mm high

Replacement Tops

Use your existing frames and refresh your school's tables with replacement tops. Available in our full range of colours/finishes, shapes and sizes



Colour range - all of our Melteca units can be made in any of the colours/finishes below



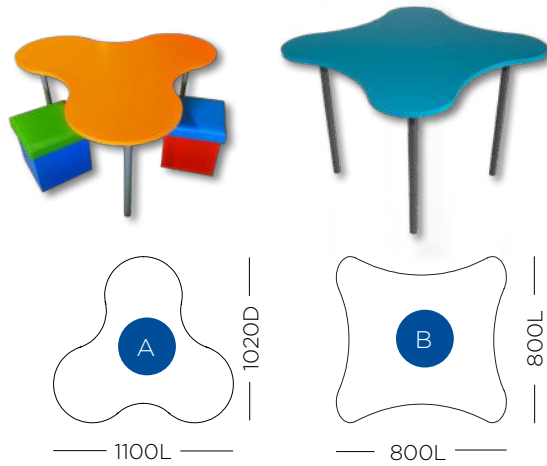
170 Alpha Tables

Our Alpha Tables come in two shapes and are a smaller classroom table for students working in groups of 2-4. They are popular in primary schools and ECE's, particularly at a kneeler height (400H) and teamed up with our Fritter floor cushions.

- **A** - Alpha 3 - 1100L x 1020D x Height
- **B** - Alpha 4 - 800L x 800D x Height
- Choose your height from our standard options
- Solid steel powder coated frame with 32mm round legs
- 18mm Melteca top in your choice of colour/finish
- Solid 2mm PVC edges

Custom options

- Whiteboard tops
- Adjustable legs - 530 | 625 | 685 | 725mm
- Add 4 locking castors for portability



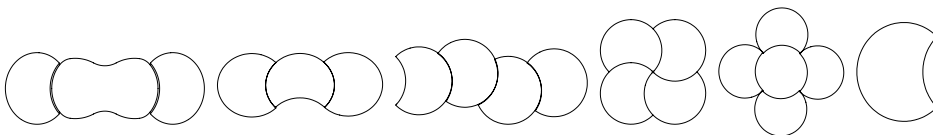
163 Omega Tables

Omega Tables are available at all our standard heights and can be made in all our colours/finishes, as well as with whiteboard tops.

- **A** Years 1-6 - 950 diameter
- **B** Years 1-6 - 950 diameter
- **C** Years 1-6 - Connecta 1600L x 800W
- **D** Years 7-13 - 1100 diameter
- **E** Years 7-13 - 1100 diameter
- **F** Years 7-13 - Connecta 1800L x 950W
- Choose your height from our standard options
- Solid steel frame with 32mm round legs
- 18mm Melteca top in your choice of colour/finish
- Rounded corners with solid 2mm PVC edges

Custom options

- Whiteboard tops
- Adjustable legs - 530 | 625 | 685 | 725mm
- Add 4 locking castors for portability



Year 1-6	950 Ø A	950 Ø B	950 - Connecta 1600 x 800 C	Year 7-13	1100 Ø D	1100 Ø E	1100 - Connecta 1800 x 950 F
----------	------------	------------	-----------------------------------	-----------	-------------	-------------	------------------------------------

Standard Table Heights

- Kneeler - 400mm high
- Pre-School - 500mm high
- Year 1 - 2 - 530mm high
- Year 1 - 2 - 560mm high
- Year 3 - 4 - 625mm high
- Year 5 - 6 - 685mm high
- Year 7 - 8+ - 725mm high

Replacement Tops

Use your existing frames and refresh your school's tables with replacement tops. Available in our full range of colours/finishes, shapes and sizes



Colour range - all of our Melteca units can be made in any of the colours/finishes below




164 Swerve Tables

Our Swerve Table is a “stretched” Switch Table that enables two children to sit on each side of the table. It replaces the traditional group table with the flexibility to separate them into individual units or pull them together for collaborative tasks.

- 1200L x 800D x Height
- Choose your height from our standard options NB: Swerve Tables are available at all our standard heights but are most popular as Tall Tables
- Solid steel frame with 32mm round legs
- 18mm Melteca top in your choice of colour/finish
- Rounded corners with solid 2mm PVC edges

Custom options

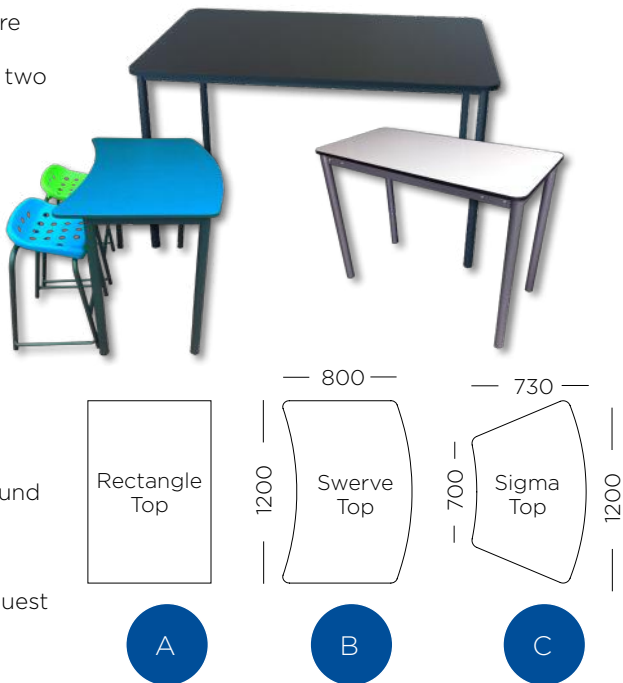
- Whiteboard tops
- Made as a Tall Table at 800 or 900H
- Adjustable legs - 530 | 625 | 685 | 725mm
- Add 4 locking castors for portability
- Upgrade to heavy duty steel powder coated frame with 51mm round legs



130 Tall Tables

Our Tall Tables come in a range of shapes and sizes and are perfect for students working in small groups when paired with our Pepper Stools or MLE Stools. Tall Tables come in two height options to suit different year levels.

- **A** Rectangle - 1200L x 600D x 800/900H
- **A** Rectangle - 1600L x 600D x 800/900H
- **A** Rectangle - 1800L x 600D x 800/900H
- **A** Rectangle - 1200L x 800D x 800/900H
- **A** Rectangle - 1600L x 800D x 800/900H
- **A** Rectangle - 1800L x 800D x 800/900H
- **A** Rectangle - 1200L x 1200D x 800/900H
- **A** Rectangle - 1800L x 1200D x 800/900H
- **A** Rectangle - 2400L x 1200D x 800/900H
- **B** Swerve - 1200L x 800D x 800/900H
- **C** Sigma - 1200L x 730D x 800/900H
- **Year 1 - 4 Height** - 800H
- **Year 4 - 13 Height** - 900H
- Heavy duty steel powder coated frame with 51mm round legs
- 18mm Melteca top in your choice of colour/finish
- Solid 2mm PVC edges
- Any of our tables be made into a ‘Tall Table’ upon request



94 Limpet Tables

- 1500L x 1200D x Height
- Choose your height from our standard options
- Solid steel frame with 32mm round legs
- 18mm Melteca top in your choice of colour/finish
- Rounded corners with solid 2mm PVC edges

Custom options

- Whiteboard tops
- Adjustable legs - 530 | 625 | 685 | 725mm
- Add 4 locking castors for portability



Colour range - all of our Melteca units can be made in any of the colours/finishes below



174 Sigma Tables

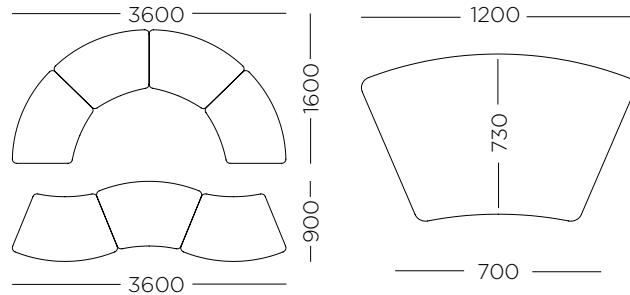
These versatile tables can be set up as individual units, arranged in a circle/semi-circle for conferencing activities or snaked around the classroom acting as a working space and room divide.



- 1200L x 730D x Height
- Choose your height from our standard options
- Solid steel frame with 32mm round legs
- 18mm Melteca top in your choice of colour/finish from our range
- Rounded corners with solid 2mm PVC edges

Custom options

- Whiteboard tops
- Can be made as a Tall Table at 800 or 900H
- Adjustable legs - 530 | 625 | 685 | 725mm
- Add 4 locking castors for portability
- Upgrade to heavy duty steel powder coated frame with 51mm round legs



92 Starfish Tables

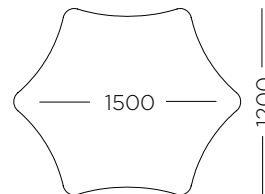
Our Starfish Tables create a fun, yet functional place for up to 6 students to work and are especially popular in the primary school setting. They can be made in any of our standard heights to suit any age group and are available in all our colours/finishes to suit any environment.



- 1500L x 1200D x Height
- Choose your height from our standard options
- Solid steel frame with 32mm round legs
- 18mm Melteca top in your choice of colour/finish
- Rounded corners with solid 2mm PVC edges

Custom options

- Whiteboard tops
- Adjustable legs - 530 | 625 | 685 | 725mm
- Add 4 locking castors for portability




93 Jellyfish Tables

Our Jellyfish Tables create a fun, yet functional place for up to 4 students to work and are especially popular in the primary school setting.

- 1200L x 1200D x Height
- Choose your height from our standard options
- Solid steel frame with 32mm round legs
- 18mm Melteca top in your choice of colour/finish from our range below
- Rounded corners with solid 2mm PVC edges

Custom options

- Whiteboard tops
- Adjustable legs - 530 | 625 | 685 | 725mm
- Add 4 locking castors for portability



Colour range - all of our Melteca units can be made in any of the colours/finishes below



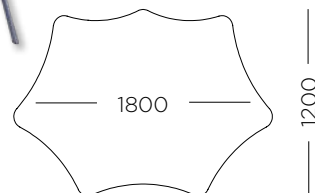
96 Scallop Tables

Our Scallop Tables create a fun, yet functional place for up to 7 students to work and are especially popular in the primary school setting.

- 1800L x 1200D x Height
- Choose your height from our standard options
- Solid steel frame with 32mm round legs
- 18mm Melteca top in your choice of colour/finish
- Rounded corners with solid 2mm PVC edges

Custom options

- Whiteboard tops
- Adjustable legs - 530 | 625 | 685 | 725mm
- Add 4 locking castors for portability



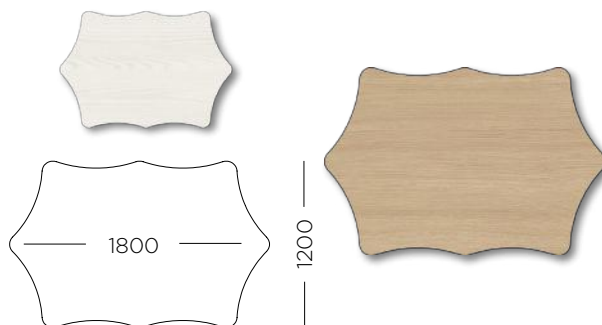
97 Octopus Tables

Our Octopus Tables create a fun, yet functional place for up to 8 students to work and are especially popular in the primary school setting.

- 1800L x 1200D x Height
- Choose your height from our standard options
- Solid steel frame with 32mm round legs
- 18mm Melteca top in your choice of colour/finish
- Rounded corners with solid 2mm PVC edges

Custom options

- Whiteboard tops
- Adjustable legs - 530 | 625 | 685 | 725mm
- Add 4 locking castors for portability



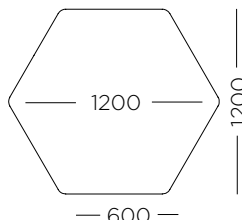
92 Hexagon Tables

Our Hexagon Tables create a fun, yet functional place for up to 6 students to work and are especially popular in the primary school setting.

- 1200L x 1200D x Height
- Choose your height from our standard options
- Solid steel frame with 32mm round legs
- 18mm Melteca top in your choice of colour/finish
- Rounded corners with solid 2mm PVC edges

Custom options

- Whiteboard tops
- Adjustable legs - 530 | 625 | 685 | 725mm
- Add 4 locking castors for portability



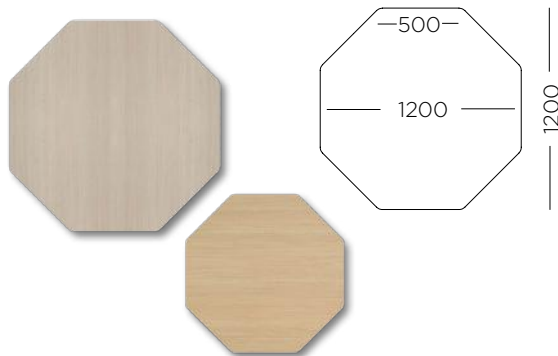
99 Octagon Tables

Our Octagon Tables create a fun, yet functional place for up to 8 students to work and are especially popular in the primary school setting.

- 1200L x 1200D x Height
- Choose your height from our standard options
- Solid steel frame with 32mm round legs
- 18mm Melteca top in your choice of colour/finish
- Rounded corners with solid 2mm PVC edges

Custom options

- Whiteboard tops
- Adjustable legs - 530 | 625 | 685 | 725mm
- Add 4 locking castors for portability



Colour range - all of our Melteca units can be made in any of the colours/finishes below



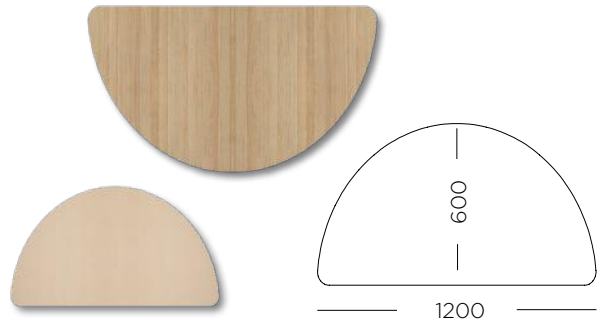
101 Semi-circle Tables

Our Semi-circle Tables work well placed individually or in a pair in the classroom setting or as a meeting rooms table.

- 1200L x 600D x Height
- Choose your height from our standard options
- Solid steel frame with 32mm round legs
- 18mm Melteca top in your choice of colour/finish
- Rounded corners with solid 2mm PVC edges

Custom options

- Whiteboard tops
- Adjustable legs - 530 | 625 | 685 | 725mm
- Add 4 locking castors for portability



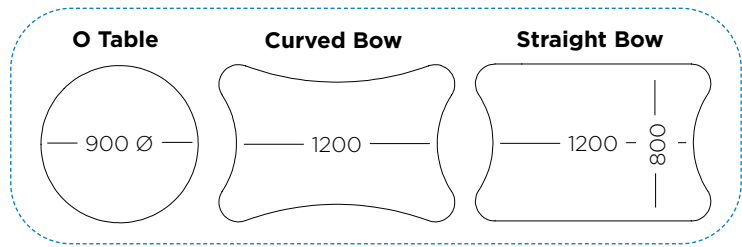
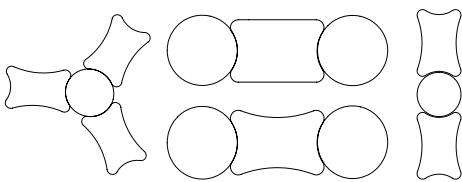
100 O's and Bow Tables

Our O's and Bow Tables are a flexible and fun group of tables that work well as individual tables and also joined together to form bigger groups.

- **A** O Table - 950 diameter
- **B** Curved Bow - 1200L x 800D
- **C** Straight Bow - 1200L x 800D
- Choose your height from our standard options
- Solid steel frame with 32mm round legs
- 18mm Melteca top in your choice of colour/finish
- Rounded corners with solid 2mm PVC edges

Custom options

- Whiteboard tops
- Adjustable legs - 530 | 625 | 685 | 725mm
- Add 4 locking castors for portability



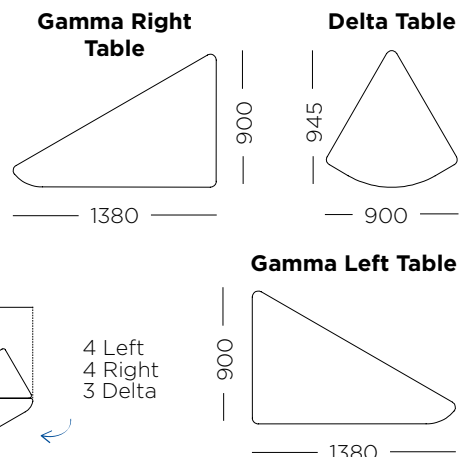
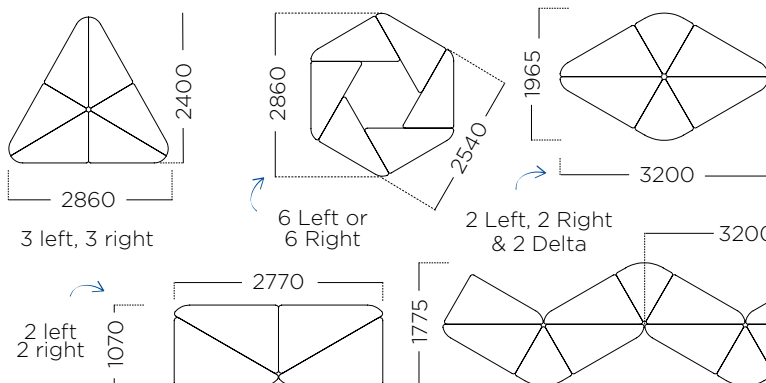
165-167 Delta and Gamma Tables

Our Delta and Gamma Table range is a flexible and multi-functional set of 3 tables that can be placed alone or in a wide range of group configurations. They offer huge flexibility to change the arrangement of the tables to suit different classroom activities.

- **165** Gamma Left Table - 1380L x 900D
- **166** Gamma Right Table - 1380L x 900D
- **167** Delta Table - 900L x 945D
- Choose your height from our standard options
- Heavy duty steel frame with 51mm round legs
- 18mm Melteca top in your choice of colour/finish
- Rounded corners with solid 2mm PVC edges

Custom options

- Whiteboard tops



Computer and Lab Tables

91 Two Tiered Tables



- 1200L x 600D x 725H
- Solid steel frame with 32mm round legs
- 18mm Melteca top in your choice of colour/finish
- Rounded corners with solid 2mm PVC edges

Custom options

- Whiteboard tops
- Add 4 locking castors for portability

129 Lab Benches



- **A** - 1200L x 600D x 900H
- **B** - 1800L x 600D x 900H
- Solid steel frame with 32mm square legs
- 30mm High Pressure Laminate top in your choice of colour/finish from the Laminex Laminate Formica range
- Long sides with rolled edges and flat clash at each end

399 iQuad Computer Tables



- **A** - 1200L x 600D x Height (1 computer)
- **B** - 1800L x 600D x Height (2 computers)
- **C** - 2400L x 600D x Height (3 computers)
- Solid steel frame with 50 x 25mm rails and 50mm square legs
- 25mm Melteca top in your choice of colour/finish
- Square corners with solid 2mm PVC edges
- Heights available - 530 | 625 | 685 | 725mm

Custom options

- Add cable ports
- Add 4 locking castors for portability
- Can be made to our size specifications

389 Heavy Duty Tables (with shelf)



- **A** - 1200L x 600D x 900H
- **B** - 1800L x 600D x 900H
- Solid steel frame with 51mm round legs and heavy duty rails
- 30mm High Pressure Laminate top in your choice of colour/finish from the Laminex Laminate Formica range
- Long sides with rolled edges and flat clash at each end

Custom options

- Tables can also be custom made to your dimensions

Colour range - all of our Melteca units can be made in any of the colours/finishes below



277 Laptop Trolley




- 600L x 600D shaped top
- Solid steel frame on heavy duty castors
- 18mm Melteca top in your choice of colour/finish
- Rounded corners with solid 2mm PVC edges

Custom options

- Height adjustable frame with a minimum height of 530mm and maximum height of 725mm

169 Concave Table



- **A** - 2000L x 550D x 900H - to fit behind 1130 Ottoman with Back
- **B** - 2400L x 550D x 900H - to fit behind our 1500 Ottoman with Back
- Pair **Table A** with our 1130 Ottoman with Back or **Table B** with our 1500 Ottoman with Back in a break out space, classroom or library
- 18mm Melteca tops with square corners
- Powdercoated 51mm round steel legs
- All 900mm high
- Works well paired with our Pepper Stool, High Bob Stool or MLE Stool (See Section 3 - Seating)
- You can find the Ottomans with Back in Section 4 - Soft Furnishings

Student Desks

299 Study Carrels

Study carrels come in a double or single size and are perfect for students who need their own space and want to work independently. When you have a large learning environment, there are always children who like working on their own with no interruptions and our Study Carrels cater perfectly to this.

Study Carrels can be made in any of our standard heights to suit any age group and are available in all our colours/finishes to suit any environment.

- **A - Single:** 800L x 600D x 400H sides x Height
- **B - Double:** 1600L x 600D x 400H sides x Height
- Choose your height from the following options:
Year 1 - 2 - 530mm
Year 1 - 2 - 560mm
Year 3 - 4 - 625mm
Year 5 - 6 - 685mm
Year 7 - 8 - 725mm
- 200mm shelf above the table top for additional storage
- Solid steel frame with 32mm round legs
- 18mm Melteca top in your choice of colour/finish
- Rounded corners with solid 2mm PVC edges

Custom options

- Upgrade to heavy duty frame with 50 x 25mm rails and 51mm round legs
- Add 4 Locking Castors (not available with Adjustable leg heights)
- Remove the middle shelf on this unit



Colour range - all of our Melteca units can be made in any of the colours/finishes below



106 Zed Desk

Our Zed Desk is built to last and is ideal for senior classrooms where individual and collaborative learning arrangements may be needed.

With a generous work top and frame that does not protrude from edges, Zed's can form groups or be easily set apart to create individual exam spaces that help minimise distractions. Available in a straight top and contoured top in any of our colours/finishes.

Zed's are perfectly paired with our Summit Chair or our En One Chair - See Section 3.

- **A - Straight:** 600L x 600D
Standard top with rounded corners
- **B - Contoured:** 600L x 600D
Contour shaped top with rounded corners
- Generous space of 525mm between desk legs for chairs to fit. We recommend pairing with our En One Chair or Summit Chair
- Heavy duty 50 x 25 grey hammertone powdercoated steel frame
- Solid 2mm PVC edges

Custom options

- Can also be made in 800L or 1200L on request
- Add modesty panel



Standard Desk Heights

- Year 1 - 2 - 560mm high
- Year 3 - 4 - 625mm high
- Year 5 - 6 - 685mm high
- Year 7 - 8+ - 725mm high

160 Modesty Panel

You can add a modesty panel to the following desks:

- Lift Top | Contour Top |
- Fixed top | Zed Desk |
- Wooden Pen Rail Desk



102 Lift Top Desk



Available at all our standard desk heights and all our colours/finishes to suit any age group and environment.

- 600L x 600D x Height
- Straight legs so desks can be placed together
- Heavy duty steel hinge with steel pivot
- Solid steel frame with 32mm round legs
- 18mm Melteca top in your choice of colour/finish
- Rounded front corners with 2mm PVC edges
- Choose height from our standard desk options
- Comes complete with desk trays. Choose between Standard or Deep desk trays

Custom options

- Add modesty panel

105 Fixed Top Desk



Available at all our standard desk heights and all our colours/finishes to suit any age group and environment.

- 600L x 475D x Height
- Straight legs and square back corners so desks can be placed neatly together
- Solid steel frame with 32mm round legs
- 18mm Melteca top in your choice of colour/finish
- Rounded front corners with 2mm PVC edges
- Choose your height from our standard desk options
- Comes with or without desk trays. Choose between Standard or Deep desk trays

Custom options

- Add modesty panel

Colour range - all of our Melteca units can be made in any of the colours/finishes below



104 Contour Desk

Available at all our standard desk heights and all our colours/finishes to suit any age group and environment.

- 600L x 500D x Height
- Straight legs so desks can be placed together
- Solid steel frame with 32mm round legs
- 18mm Melteca top in your choice of colour/finish
- Rounded corners with solid 2mm PVC edges
- Choose your height from our standard desk options
- Comes with or without desk trays. Choose between Standard or Deep desk trays
- Works well paired with our Summit Chair or our En One Chair - See Section 3



Custom options

- Add modesty panel

123 Desk Trays

- A** - Standard 520W x 400D x 80H
- B** - Deep 520W x 400D x 120H
- Colours** - Dark Grey Only

Standard



Deep



319 Double Desk



Available at all our standard desk heights and all our colours/finishes to suit any age group and environment.

- 1200L x 600D x Height
- Straight legs so desks can be placed together
- Solid steel frame with 32mm round legs
- 18mm Melteca top in your choice of colour/finish
- Rounded front corners with 2mm PVC edges
- Comes with or without desk trays. Choose between Standard or Deep desk trays
- Works well paired with our Summit Chair or our En One Chair - See Section 3

103 Wooden Pen Rail Desk



Our Wooden Pen Rail Desk is a solid construction single desk with a wooden fixed top that can be stand alone or placed together to form groups. We have a number of these in stock that are ready for immediate dispatch!

- 600L x 500D x Height
- Straight legs so desks can be placed together
- Solid steel frame with 32mm round legs
- Heavy duty steel hinge with steel pivot
- Comes complete with deep desk tray for desk heights 685H and 725H
- Choose your desk height from our standard desk options
- Works well paired with our Summit Chair or our En One Chair - See Section 3

Custom options

- Add modesty panel

Colour range - all of our Melteca units can be made in any of the colours/finishes below



Teacher Desks

338 Teacher Desk (1200)

Our Teacher Desk (1200mm) is a compact, heavy duty and affordable desking option designed especially for teachers to use in the classroom.

- 1200L x 700D x 725H
- Both drawers on solid steel runners
- Modesty panels along the front and sides of the desk for added privacy
- Solid steel frame with 50mm square legs
- 18mm Melteca top in your choice of colour/finish
- Rounded corners with solid 2mm PVC edges
- Works well paired with our range of ergonomic Office and Teacher chairs in Section 3 - Seating

Custom options

- Add locks to top drawer for increased security



339 Teacher Desk (1500)

Our Teacher Desk (1500mm) is a compact, heavy duty and affordable desking option designed especially for teachers.

- 1500L x 700D x 725H
- Two standard drawers on one side and one deep drawer on the other side, all on solid steel runners
- Modesty panels along the front and sides of the desk for added privacy
- Solid steel frame with 50mm square legs
- 18mm Melteca top in your choice of colour/finish
- Contoured top for added comfort and access to the work surface
- Rounded corners with solid 2mm PVC edges
- Works well paired with our range of ergonomic Office and Teacher chairs in Section 3 - Seating

Custom options

- Add lock to file drawer and top drawer for increased security



322 Teacher Desk with Upstand

Our Teacher Desk with Upstand is a compact, heavy duty and affordable desking option designed especially for teachers.

- 1500L x 700D x 725H
- Two standard drawers on one side and one deep drawer on the other side, all on solid steel runners
- 100mm upstand around the back as well as modesty panels along the front and sides of the desk for added privacy
- Solid steel frame with 50mm square legs
- 18mm Melteca top in your choice of colour/finish
- Contoured top for added comfort and access to the work surface
- Rounded corners with solid 2mm PVC edges
- Works well paired with our range of ergonomic Office and Teacher chairs in Section 3 - Seating

Custom options

- Add lock to file drawer and top drawer for increased security



Colour range - all of our Melteca units can be made in any of the colours/finishes below



Office Desks and Workstations

Workstation Range


Our workstations are made to order so you can customise them to suit your environment. Choose your base/leg system, the shape of the top you want and then the top size.

Choose your base/legs



Slab End (SKU: 533)

- 25mm Melteca tops and base with rounded corners
- Complete with 400mm modesty panel
- Full modesty panel can be added on request



iQuad Legs (SKU: 806)

- 25mm Melteca tops with square corners
- Solid welded steel frame
- 50x50 square legs with 50x25 support rails
- Modesty panels can be added



iQuad+ Legs (SKU: 831)

- 25mm Melteca tops with square corners
- Solid welded steel frame
- 50x50 square legs with ladder detail
- Modesty panels can be added

Specifications required:

- Left and right measurement as well as depth
i.e 1200L x 600D & 1800L x 800D R
- Workstations come standard with a cable port in the corner of the top. More can be added on request.
- Custom made sizes all P.OA

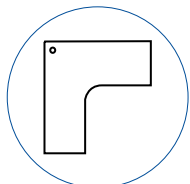


Comes fully assembled

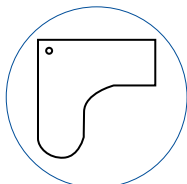
All our workstations are high quality, heavy duty and built to last

Choose your top shape and colour/finish

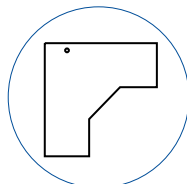
Workstation tops can be made in any of the following shapes and in any of our colours/finishes below



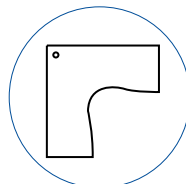
Q300



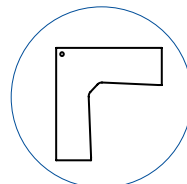
Oval End



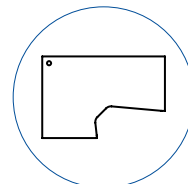
Alpine



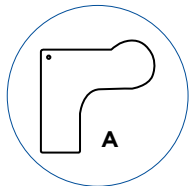
Ele (Scallop)



Duo



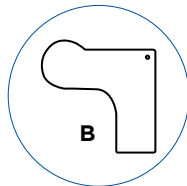
Duo



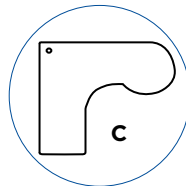
A

Contour P-End

Right & Left Hand 'P' Facing away
Must be 2200L



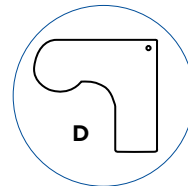
B



C

Contour P-End

Left & Right Hand 'P' Facing away
Must be 2200L



D

Choose the top length and width

Standard lengths available 1200, 1800, 2000, 2400

1200L x 1800W (left or right)	1800L x 2000W (left or right)
1200L x 2000W (left or right)	1800L x 2400W (left or right)
1200L x 2400W (left or right)	2000L x 2000 (left or right)
1800L x 1800W (left or right)	2400L x 2400 (left or right)

Any combination is available with length, width and depth. See the measurement diagram for a better understanding.



Choose the top depth

600D, 700D, 750D, 800D

Or any other increment you specify



Colour range - all of our Melteca units can be made in any of the colours/finishes below



Desk Range


Our desks are made to order so you can customise them to suit your environment. Choose your base/leg system, the shape of the top you want and then the dimensions, remembering to note which side the "Ovals & P's" are on.

Choose your base/legs



Slab End (SKU: 533)

- 25mm Melteca tops and base with rounded corners
- Complete with 400mm modesty panel
- Full modesty panel can be added on request



iQuad Legs (SKU: 806)

- 25mm Melteca tops with square corners
- Solid welded steel frame
- 50x50 square legs with 50x25 support rails
- Modesty panels can be added



iQuad+ Legs (SKU: 831)

- 25mm Melteca tops with square corners
- Solid welded steel frame
- 50x50 square legs with ladder detail
- Modesty panels can be added

Specifications required:

- Provide desk length, depth and top shape
i.e 1800L x 800D Contour top
- Desks come standard with a cable port. More can be added on request.
- Custom made sizes all P.O.A

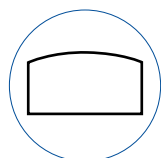


All our desks are high quality, heavy duty and built to last

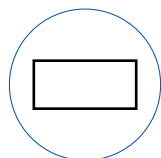
Comes fully assembled

Choose your top shape, dimensions and colour/finish

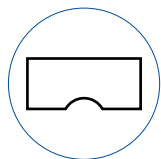
Workstation tops can be made in any of the following shapes and in any of our colours/finishes below



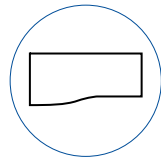
Curve Desk - This curved front desk adds an inviting impression and extra depth for additional work space.
Lengths: 1600, 1800, 2000L, 2400L
Depths: 800 to 900D



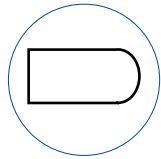
Straight Desk - This practical desk fits well in any symmetrical room
Lengths: 1200, 1600, 1800, 2000, 2200, 2400L
Depths: 600, 700, 750, 800D



Contour Desk - Comfort curve in middle of desk
Lengths: 1600, 1800, 2000, 2400L
Depths: 600, 700, 750, 800D



Wave Desk - An elegant curved desk featuring a deeper work space on one side.
Lengths: 600, 1800, 2000, 2400L
Depths: 600 to 800D



Oval End Desk - A user friendly design that can be used as a meeting/boardroom table end.
Lengths: 1600L, 1800L, 2000L, 2400L
Depths: 600, 700, 750, 800D



P-End Desk - A conference end desk. Ideal for meetings or just additional workspace. Available in left hand or right hand options with the P-end facing or away.

Lengths: 2200, 2400L
Depths: 700D with 900mm 'P'



Colour range - all of our Melteca units can be made in any of the colours/finishes below



Ergonomic Desking and Accessories

880 Lift Desk Range - Elevate your work experience

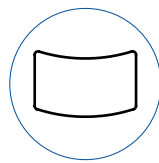

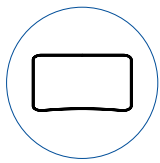
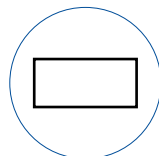

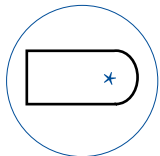
Introducing our new Lift Electric Desks, designed to elevate your work experience to new heights. Featuring smooth, whisper-quiet electric motors, our Lift Electric Desks adjust to your desired height with just the touch of a button, allowing you to effortlessly transition between sitting and standing positions throughout your workday.

Uniquely customisable, you have the flexibility to design the Lift Desk to look exactly how you want it. Choose from three frame colours and a range of sizes, then choose the top shape, top finish and the addition of any cable ports and cable ways. A truly tailor-made electric desk like no other on the market.

- Load capacity of 100kgs
- Dual drive electric motors
- Anti-collision function
- 700 - 1200mm electric height adjustment
- Memory settings to save 4 different heights
- Choose your size from 1200L x 700D to 2000L x 800D and everything in between
- 25mm Melteca top in desired shape and colour/finish
- Frames available in White, Grey and Black
- 5 year warranty
- NB: Basic assembly is required or you can contact us for on-site assistance



Lift Top Shape Options

	Swerve Desk 1200, 1400, 1600 or 1800L 700 or 800D		P-End Desk 1800-2000L 700 or 800D		Contour Desk 1200, 1400, 1600 or 1800L 700 or 800D
	Straight Desk 1200, 1400, 1600 or 1800L 700 or 800D				Oval End Desk 1800-2000L 700 or 800D

* Available at 1800 or 2000 long only

807 iQuad Modesty Panels

Modesty panels can be added to all our desks and workstations to provide added privacy for the user. Choose between steel mesh panels or Melteca panels to match the desk or workstation/desk top.

- Steel mesh panels can be added to fit 1200, 1800 and 2000L workstations and desks
- Melteca panels can be made to fit any desk or workstation dimensions and come in a 400D option or a full length option. The panels can be made in any of our colours/finishes to match your desk or workstation top



Colour range - all of our Melteca units can be made in any of the colours/finishes below



566 Agile 2 Electric Workstations

The Agile Electronic 3 Column Workstation offers electric height adjustment so that users can alternate between seated and standing work positions. The understated simplicity of these desks make them perfect for collaborative offices, administration areas, meeting areas or at home.

- **A** - 1500L x 1500D x 700D x 680-1130mm H
- **B** - 1800L x 1800D x 700D 680-1130mm H
- Smooth silent path, single motor system - so no co-worker disturbance or irritation
- Two column height range 680 - 1130mm
- Up and down speed 22mm/second
- Digital height readout with 4 point memory
- 25mm work surface constructed from melamine with matching PVC edge
- Available in all our colours/finishes
- 15 year guarantee on frame and motor
- 100kg weight rating

Frame colours

- Black, White or Silver powder coated finish

Custom options

- Optional cable trays are available



520 Arise Deskalator

The Arise Deskalator sits on an existing desk and lets you change posture throughout the day. The scissor structure with gas spring features smooth height adjustment.

- **Small size** - 890W x 580D x 150-500mm H
- **Medium size** - 680W x 580D x 150-500mm H
- Height easily adjusts straight up and down via two activation paddles
- Gas spring offers smooth supported height transition
- 13 available options for height adjustment to suit all users
- Support groove on the surface to mount a smart phone and tablet
- Three hole mounts for easy-fit single or dual monitor arms
- Max weight 15kg
- 10 year warranty
- Deskalator colours - Black or White



White



Black



Colour range - all of our Melteca units can be made in any of the colours/finishes below



564 Adjustable Wave Desk

The Wave desk is a portable, lightweight sit to stand desk with two height options allowing the user to alternate between a seated and standing position throughout the day. Its two powder-coated caster wheels make the desk a breeze to move around.

- 950L x 520D x 740 - 1040H
- Compact adjustable height desk
- Great health benefits with the sit to stand options
- Two gas lift heights making height adjustment simple and safe
- Maximum weight limit 50kg - it will handle all of your daily work needs
- White PVC desktop
- White powdercoated steel frame
- Features caster wheels for easy manoeuvrability
- Compact enough to fit in any environment, but big enough to fit all your working needs on it, making it ideal in a work or home office



526 Upanatom Laptop Sit/Stand Desk

The Upanatom mobile laptop sit/stand desk is a compact and economical manual solution for the classroom or office. It features a single lever gas assist height adjustable polypropylene platform that is large enough to suit a laptop up to 17 inch.

- Footprint: 630W x 625D
- Desk Height: 720 - 980H
- Top size: 600W - 385D
- Locking castors and two handles for easy manoeuvrability
- Gas assist height adjustable, allowing the user to alternate between seated and standing positions
- Extra wide starship base for maximum stability
- Includes a retractable mouse pad and cup holder
- 10 year warranty
- Comes in Black




522 Arise Standsoft Anti Fatigue Mat

This Arise Standsoft Anti-Fatigue Mat is ideal for use where long periods of standing are required and is recommended for use with our range of sit/stand desks and workstations. The PU rubber platform has a bevelled edge and is designed to slide easily across carpet, enabling the user to shift it with their foot without having to bend over.

- 100% PU moulded mats provide a platform that transfers downward pressure away from the hips, knees, ankles and feet.
- Beveled edge reduces any tripping hazards
- An intricate embossed leafy design
- Standsoft is the perfect companion to our sit-stand desks/workstations and is a necessity to anyone standing over a long period of time,



Colour range - all of our Melteca units can be made in any of the colours/finishes below



521 Arise Compulator

The Compulator is the ideal sit/stand solution for people who are doing mixed computer and written tasks. It is much more compact than a full width desktop unit and frees up desk top space.

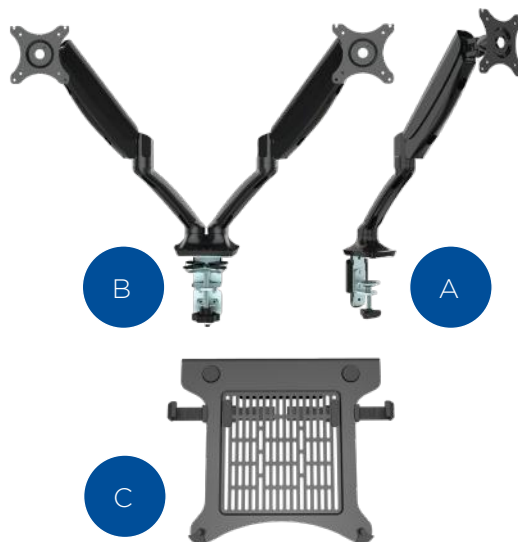
- 800W x 520D x 150-430H
- Adjusts straight up and down. Easy height adjustment via two activation paddles
- Gas spring offers smooth height transition
- 13 available options for height adjustment
- Wide adjustment to suit all users
- Support groove on the surface to mount smart phone and tablet
- 3 hole mounts for single/dual monitor arms
- Fold up keyboard surface with two keyboard positions, flat or negative tilt
- 10 year warranty
- 15kg weight capacity
- Desk colours - Black



525 Gladius Monitor Arms

Gladius arms offer a full range of ergonomic adjustment and a large gas-lift counterbalance range of monitor weights (2 to 9 kgs) making this the obvious choice for large scale office fitouts,

- **A** - Single Arm
- **B** - Double Arm
- **C** - Adapter plate for laptops and tablets
- Gladius arms allow mounting of monitors with 75mm or 100mm VESA hole centres
- On the double version, independent gas height adjustable arms allow the user to mount different sized monitors side by side
- Full rotation, 360 degrees at any position
- Up to 30 inch monitor
- 85 degrees upward, 15 degrees downward
- Cable management
- Grommet or clamp mount included in the box
- 10 year warranty
- Desk colours - Black standard colour and White for contract quantities on longer lead times



524 Cutlass Monitor Arms

Cutlass arms combine contemporary slim styling, better cable management and built in USB ports right on the desktop. A higher adjustment range and an improved desk clamp make it one of the best monitor mounting options on the market.

- **A** - Single Arm
- **B** - Double Arm
- Screen tilt adjustment
- Integrated cable management
- Double USB Ports
- Grommet or clamp mount included in the box
- Made of aircraft aluminium
- 360° free switch between portrait and landscape orientation and supports monitors up to 30"
- Tablet and laptop mounts also available
- 10 year warranty
- Single - Balanced gaslift height adjustable arm
- Double - Dual independent balanced height adjustable arm
- Available in white



Colour range - all of our Melteca units can be made in any of the colours/finishes below



Library and Reception Desks

830 Library and Reception Desks

Our Reception and Library desks are always custom made in our factory and are designed and built to suit the unique space and environment they are made for. We have a range of materials and styles that we can recommend and our Territory Account Managers will work closely with you from start to finish to ensure your desk fits perfectly in its new home. Below are just a few examples of the Library and Reception Desks we have produced for our customers.



Corner workstation desk
Made in Melteca board with overlay decorative panels



Corner workstation desk
With reception hutch and return book slot



U-shaped library or reception desk
50 x 50 steel post frame with Melteca inserts and overlay panels



Rectangle workstation desk
Made in Melteca board



Colour range - all of our Melteca units can be made in any of the colours/finishes below

- Memphis Blue
- Pillarbox Red
- Energise
- Juicy
- Caribbean
- Olympia Yellow
- Storm
- Snowdrift
- Provence Blue
- Bullet
- Seal Grey
- Brushed Silver
- Affinity Maple
- Classic Oak
- Perfect Oak
- Washed Oak

Meeting Room and Staffroom Tables

852 iQuad+ Tables

Our iQuad+ Tables are stylish and heavy duty large tables designed for boardrooms, staffrooms and meeting rooms. They look great mixed and matched with the rest of our iQuad range.

- **A** - 1800L x 800D x 725H
- **B** - 2000L x 1000D x 725H
- **C** - 2400L x 1200D x 725H
- Solid welded and powdercoated steel frame
- 25mm Melteca top in your choice of colour/finish with 2mm PVC edge
- 50mm square legs with 50 x 25 heavy duty rails
- All table sizes made at 725H

Top shape options

- Rectangle, Capsule, Barrell & D-End



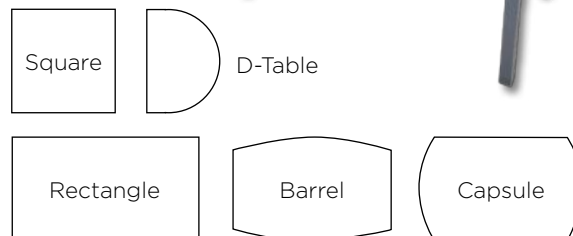
802 iQuad Tables

Our iQuad Tables are a stylish and heavy duty option for boardrooms, meeting rooms, staffrooms, offices or classrooms. They look great mixed and matched with the rest of our iQuad range and can be made in a range of different top shapes and sizes

- **A** - 800L x 800D x 725H
- **B** - 1200L x 800D x 725H
- **C** - 1600L x 800D x 725H
- **D** - 1800L x 800D x 725H
- **E** - 2000L x 800D x 725H
- **F** - 2200L x 800D x 725H
- **G** - 2400L x 800D x 725H
- **H** - 1200L x 1200D x 725H
- **I** - 1200L x 1800D x 725H
- **J** - 1200L x 2400D x 725H
- Solid welded and powdercoated steel frame
- 25mm Melteca top in your choice of colour/finish with 2mm PVC edge
- 50mm square legs with 50 x 25 heavy duty rails
- All table sizes made at 725H

Top shape options

- Square, Rectangle, Capsule, Barrell & D-End



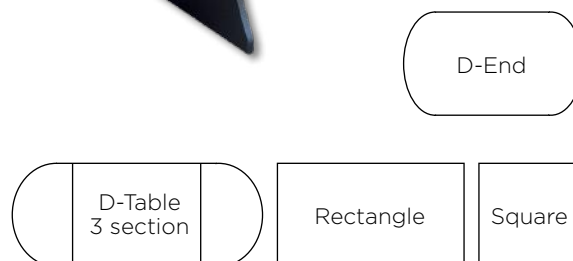
642 D-End Boardroom Table

Our D-End Boardroom Tables are elegant and sturdy and can be customised to suit any boardroom, staffroom or meeting room. When ordered as a 3 Section D-Table they offer the versatility to be placed together to cater to larger groups or pulled apart into individual tables for smaller groups.

- **A** - 1800L x 1000D x 725H
- **B** - 1800L x 1200D x 725H
- **C** - 2000L x 1000D x 725H
- **D** - 2000L x 1200D x 725H
- **E** - 2400L x 1200D x 725H
- **F** - D Table 1200L x 800D x 725H
- **G** - 1200L x 1200D x 725H
- **H** - 1800L x 1200D x 725H
- 25mm Melteca top in your choice of colour/finish with 2mm PVC edge
- All table sizes made at 725H

Top shape options

- D-End, D-Table, Square, Rectangle



Colour range - all of our Melteca units can be made in any of the colours/finishes below



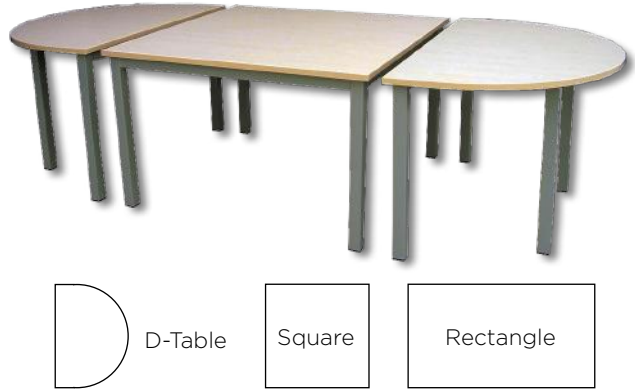
803 iQuad Conference Tables

Our iQuad Conference Tables are a stylish and heavy duty option for boardrooms, staffrooms and meeting rooms. They offer the versatility to be placed together to cater to larger groups or as individual tables for smaller groups.

- **A** - Square 1200L x 1200D x 725H
- **B** - Rectangle 1200L x 800D x 725H
- **C** - D Table 1200L x 800D x 725H
- Solid welded and powdercoated steel frame
- 25mm Melteca top in your choice of colour/finish with 2mm PVC edge
- 50mm square legs with 50 x 25 heavy duty rails
- All tables sizes made at 725H

Top shape options

- Square, Rectangle, D-Table



635 Cross Base Tables

Our Cross Base Tables come in a range of sizes and all our colours/finishes. They are cost effective and a great option for fitting out meeting rooms and staffrooms.

- **A** - 800 Diameter x 725H
- **B** - 900 Diameter x 725H
- **C** - 1000 Diameter x 725H
- **D** - 1100 Diameter x 725H
- **E** - 1200 Diameter x 725H
- 25mm Melteca top and base in your choice of colour/finish with 2mm PVC edge
- Also available in a curved base
- All tables sizes made at 725H



853 Orion Tables

Our Orion Tables come in three sizes with a round base and work well in staffrooms and meeting rooms as a multi-functional option. The tops can be made in a range of colours/finishes to suit your environment.

- **Round** - 900 Diameter
- **Round** - 1000 Diameter
- **Round** - 1200 Diameter
- Brushed stainless steel round base
- 25mm Melteca top in your choice of colour/finish with 2mm PVC edge
- All tables sizes made at 750H

Top shape options

- Round, Oval and Rectangle



854 Pavo Tables

Our Pavo Tables come in three sizes with a square base and work well in staffrooms and meeting rooms as a multi-functional option.

Square - 800L x 800D

- **Square** - 900L x 900D
- **Square** - 1000L x 1000D
- Brushed stainless steel square base
- 25mm Melteca top in your choice of colour/finish with 2mm PVC edge
- All tables sizes made at 750H

Top shape options

- Square and Rectangle



Colour range - all of our Melteca units can be made in any of the colours/finishes below



Bar Leaners and Coffee Tables

762A Pavo Bar Leaners

Our Pavo Bar Leaners are stylish and practical high tables with a heavy duty brushed stainless steel square base and a square top. These tables work really well in a staffroom setting and look great teamed up with our range of bar stools featured in Section 3 - Seating.

- **A1** - 600L x 600D x 1085H
- **A2** - 700L x 700D x 1085H
- **A3** - 800L x 800D x 1085H
- 25mm Melteca top and base in your choice of colour/finish with 2mm PVC edge
- Square top with square corners
- Brushed stainless steel base square base
- Adjustable feet under base for uneven surfaces



762B Orion Bar Leaners

Our Orion Bar Leaners are stylish and practical high tables with a heavy duty brushed stainless steel round base and a round top. These tables work really well in a staffroom setting and look great teamed up with our range of bar stools in Section 3 - Seating.

- **B1** - 600 diameter x 1085H
- **B2** - 700 diameter x 1085H
- 25mm Melteca top and base in your choice of colour/finish with 2mm PVC edge
- Brushed stainless steel round base and round top
- Adjustable feet for uneven surfaces



766 Converse Bar Leaner



Our Converse Bar Leaners are stylish, high quality and robust high tables. Designed especially for staffrooms/break rooms, these bar leaners are great paired with one of our stools in Section 3 - Seating.

- **A** - 1500L x 700D x 900H or 1050H
- **B** - 1600L x 800D x 900H or 1050H
- **C** - 1800L x 800D x 900H or 1050H
- 25mm Melteca tops with solid 2mm PVC edges and square corners
- Available in any of our Melteca colours
- Powdercoated 50 x 50mm steel A frame with footrest and 50 x 25 rails
- Works well purchased with any of our stools in Section 3 - Seating

761 Strongbow Leaner



Our Strongbow Leaner is a more traditional high table with a footrest and optional shelf. Designed for staffrooms/break rooms, the Strongbow works well paired with one of our adult stools.

- 1200L x 500D x 1020H
- 25mm Melteca tops with solid 2mm PVC edges and rounded or square corners in your choice of colour/finish
- Can be made with or without the 18mm shelf
- 32mm powdercoated round steel frame
- Can be custom made to a specified size/ shape

Colour range - all of our Melteca units can be made in any of the colours/finishes below



762 Kompact Bar Leaner



Our Kompact Bar Leaners are a minimalist and robust high table with a black powdercoated frame. Designed especially for staffrooms but can be used anywhere, these bar leaners are great paired with one of our adult stools in the Section 3 Seating.

- **A** - 1500L x 700D x 900H or 1050H
- **B** - 1600L x 800D x 900H or 1050H
- **C** - 1800L x 800D x 900H or 1050H
- 25mm Melteca tops with square corners in your choice of colour/finish
- Black powdercoated 32 x 32mm steel H frame with footrest
- Works well purchased with any of our stools in Section 3

801 iQuad Coffee Table



Our iQuad Coffee Tables include our stylish and heavy duty iQuad steel legs and are available in range of different colours/finishes. They come in three standard size options and can be custom made to your specifications.

- **Small (square):** 600L x 600D x 450H
- **Medium (rectangle):** 800L x 600D x 450H
- **Large (rectangle):** 1200L x 600D x 450H
- 25mm Melteca tops with square corners in your choice of colour/finish
- 50mm square legs with 50 x 25 heavy duty rails
- Powdercoated frame
- Can be custom made to your specifications
- Ideal in staffrooms/lunchrooms and waiting areas

859 iQuad Cube Coffee Table



Our iQuad Cube Coffee Tables are 25mm solid Melteca construction with square corners and cubby hole storage for books or magazines. The unit comes on our stylish iQuad steel feet and can be made in a range of different colours/finishes. A popular option in staffrooms, lunchrooms and waiting areas where a combination of storage and low surfaces are required.

- 600L x 600D x 450H
- 25mm Melteca construction with square corners and available in a range of colours/finishes
- 50 x 50 stylish heavy duty steel feet
- Ideal in staffrooms/lunchrooms and waiting areas
- Can be custom made to your specifications

375 iQuad Tri-Cube Coffee Table



Our iQuad Tri-Cube Coffee Tables are solid Melteca construction with square corners and three open cubby slots for storage of books or magazines that can be accessed from either side. The unit comes on our stylish iQuad steel feet and can be made in a range of different colours/finishes. A popular option in staffrooms, lunchrooms and waiting areas where a combination of storage and low tables are required.

- 900L x 400D x 400H
- 25mm Melteca construction with square corners and available in a range of colours/finishes
- 50 x 50 heavy duty iQuad steel feet
- Ideal in staffrooms/lunchrooms and waiting areas
- Can be custom made to your specifications

Colour range - all of our Melteca units can be made in any of the colours/finishes below



374 Tri-Cube Coffee Table

Our iQuad Tri-Cube Coffee Tables are solid Melteca construction with square corners and three open cubby slots for storage of books or magazines that can be accessed from either side. The unit comes on a plinth base and can be made in a range of different colours/finishes. A cost effective and popular option in staffrooms, lunchrooms and waiting areas where a combination of storage and low tables are required.



- 900L x 400D x 400H
- 25mm Melteca construction with square corners and available in a range of colours/finishes
- Plinth base
- Ideal in staffrooms/lunchrooms and waiting areas
- Can be custom made to your specifications

857 Orion Round Coffee Table


Our stylish and heavy duty Orion Coffee Tables are available in two sizes and come on a brushed stainless steel round base. They work well in staffrooms and meeting rooms as a multi-functional surface. The 25mm Melteca top can be made in a range of colours/finishes to suit your environment.



- **Round** - 600 Diameter
- **Round** - 900 Diameter
- Stainless steel round base
- 25mm Melteca top in your choice of colour/finish with 2mm PVC edge
- All tables sizes made at 465H

858 Pavo Square Coffee Table

Our Pavo Square Coffee Tables are available in three sizes with a brushed stainless steel square base. They work well in staffrooms and meeting rooms as a multi-functional surface. The tops can be made in a range of colours/finishes to suit your environment.



- 800L x 800D
- 900L x 900D
- 1000L x 1000D
- Stainless steel square base
- 25mm Melteca top in your choice of colour/finish with 2mm PVC edge
- All tables sizes made at 465H



Colour range - all of our Melteca units can be made in any of the colours/finishes below



Collapsible Tables and Trolleys

930 Team Flip Tables

Simply roll a flip-top table wherever you need to create extra work surfaces at a moment's notice. Available in three sizes and four top colours to suit any environment.

- **A** - 1400L x 700W
- **B** - 1600L x 800W
- **C** - 1800L x 900W
- Powder coated silver, black, white or chrome strong, stable steel frame
- Create space through their compact storage
- Very durable, one handed flip mechanism
- 25mm Melteca top with 2mm PVC edges
- 60mm Locking castors



928 Life Standard Folding Table



The Life Standard Folding Table is heavy duty and super easy to fold away, move and store, making it ideal for a wide range of environments where flexible use of space is required.

- **A** - 1200L x 770W x 740H
- **B** - 1830L x 770W x 740H
- **C** - 2428L x 760W x 740H
- **D** - 2438L x 760W x 740H (2 piece folding top)
- Heavy duty 45mm white polypropylene top
- 25-28mm tubular steel legs to make tables easy to fold away, move and store
- Waterproof, easy clean and UV resistant

937 Standard Folding Table Trolley



Our Standard Folding Table Trolley is designed to hold up to 10 Standard Folding Tables 1800 - 2400mm for easy storage and movement.

- Fits 10 x 1800mm to 2400mm long tables
- 1600L x 700W x 700H (825mm high inc castors)
- 18mm MDF Top with strips of carpet glued to help reduce fatigue to table tops
- Standard 32mm square powder coated frame with heavy duty braked castors

929 Life Round Folding Table



The Life Round Folding Table is heavy duty and super easy to fold away, move and store, making it ideal for a wide range of environments where flexible use of space is required.

- **A** - 1200 diameter x 740H
- **B** - 1500 diameter x 740H
- **C** - 1800 diameter x 740H
- Heavy duty 45mm white polypropylene top
- 25-28mm tubular steel legs to make tables easy to fold away, move and store
- Waterproof, easy clean and UV resistant


938 Round Folding Table Trolley



Our Round Folding Table Trolley is designed to fit 10 x 1800mm round tables for easy movement and storage when folded down.

- 1900L x 1200D x 1200H
- 1325H including castors
- 18mm MDF Top with strips of carpet glued to help reduce fatigue to table tops
- Standard 32mm square powder coated frame with heavy duty braked castors
- Can also be made to fit to the other sized tables

Colour range - all of our Melteca units can be made in any of the colours/finishes below



Windy Ridge School

Te Whare Ako new block fit-out



Windy Ridge School in Auckland's North Shore was due to open its new two storey block, Te Whare Ako, in mid 2023. They needed assistance to plan the new spaces and to make maximum use of the school's very tight budget.

Having collaborated with us on numerous learning space upgrades over the past 7-8 years, former Deputy Principal Jenine Maxwell approached our Territory Account Manager Graham Lyons to assist her with furnishing Te Whare Ako.

Planning Process

With a very tight budget to work with it was agreed that furnishing of Te Whare Ako would be best achieved in two phases. The focus of the first phase was to simply fit-out the spaces with the bare necessities, to facilitate the opening of the new block and to allow the school to move into its new classrooms.

This primarily involved the reallocation of existing furniture from the school's old classrooms, supplemented with a few new pieces of furniture to fill in any critical gaps that Graham and Jenine identified. Fortunately Graham is a master at working with a limited budget and finding creative ways to tie in new items with a school's existing furniture.

Once the school had finished settling into Te Whare Ako and the classrooms were being fully utilised, Graham returned to the school to complete the second phase of the project. This included a walk-through with Jenine and consultation with all the

relevant teaching staff to identify what additional furniture was required in order to further enhance the learning spaces.

Ultimately the full fit-out of Windy Ridge's Te Whare Ako block included the manufacture and supply of the following items:

- Horseshoe tables
- MLE Stools
- Z Tool and trolleys
- Bag cubby holes
- Kneeler tables
- Classroom tables
- Sigma Table
- Library shelving
- Swerve Tables
- Library Tower
- 6 Tier book display
- En one Chairs and;
- Tote Tray Units

Delivery and Installation

Graham assisted with the fit-out from beginning to end, ensuring that the most cost effective solutions were identified for each classroom and that the teachers had meaningful input into their learning spaces. The classrooms in Te Whare Ako are functional and modern and the teachers and students are thoroughly enjoying their new learning environments.

3



Section 3

Seating

Contact us for a quote!



sales@educatedfurniture.co.nz



0508 645 397



educatedfurniture.co.nz



Parua Bay School has purchased a range of diverse furniture from Educated Furniture for many years. Nothing is ever too much trouble for the team and their focus is always on what we need as a school.

Their service is prompt and friendly and we have always been satisfied with their high quality products

Principal
Parua Bay School | Northland



Section 3 **Seating**

Classroom Chairs	3-66
Student and Teacher Stools.....	3-69
Linkable and Stackable Chairs.....	3-72
Staffroom Stools and Chairs.....	3-73
Visitor and Meeting Room Chairs	3-76
Office and Teacher Chairs.....	3-83

Classroom Chairs

176 EN One Chair

Exclusive to Educated Furniture

Our very best polypropylene chair, the EN One's child friendly design offers fantastic ergonomics and all day comfort and flexibility. It's easy to stack and can fit an incredible 21 high within a 2 meter space. The intelligent one piece form makes it easy to clean and is suitable for both indoor and outdoor use.

Ideal for any classroom, breakout area, hall, staffroom or exam room, the EN One is truly a multi-purpose seating solution.

- Streamlined ergonomic design
- Light weight polypropylene shell, space saving stack-ability and long-lasting durability
- 21 year warranty
- Stacks 21 high safely and securely
- Weight limit 150kg (330lbs)
- Uses less plastic than other chairs in its class

Size options

EN-ONE3 - Years 1-2

- Total weight 2.4kg
- Seat dimensions: H350 x W335 x D300
- Overall dimensions: H630 x W460 x D405

EN-ONE4 - Years 3-4

- Total weight 2.5kg
- Seat dimensions: H380 x W335 x D300
- Overall dimensions: H660 x W460 x D410

EN-ONE5 - Years 5-6

- Total weight 3.3kg
- Seat dimensions: H430 x W365 x D378
- Overall dimensions: H770 x W500 x D510

EN-ONE6 - Years 7-13

- Total weight 3.5kg
- Seat dimensions: H460 x W365 x D378
- Overall dimensions: H800 x W500 x D515

Optional extras

- Chair links
- Purchase trolleys for mobility and storage



Mandarin




Lime



Blue



Charcoal



117 Rainbow Chair

Our Rainbow Chair is an excellent, heavy duty and competitively priced school chair for preschools and primary schools. Rainbow's come in nine different colour options to co-ordinate perfectly with our table tops and can be made with arms and adjustable legs.

- Polypropylene lightweight, easy clean seat shell
- Heavy duty 35mm x 16mm flat oval tube frame with a grey hammertone powdercoat finish
- Chair with arms frame is 25mm round tube frame with a grey hammertone powdercoat finish
- Comes in 9 different colour options designed to co-ordinate with any of our table top colours
- Stackable

Size options

- Seat size (actual) - H320 x W350 x D320
- Preschool/Years 0 - 2 310H
600H x W380 x D450
- Preschool/Years 0 - 2 310H with Arms
600H x 410W x 450D
- Years 3 - 4 360H
645H x 380W x 470D

Optional extras

- Chairs with arms only for 310H
- Adjustable legs
- With arms and adjustable legs



180A Summit Chair

Our Summit Chair is a multi-functional seating solution, available as a four legged chair, gas lift or architectural gas lift and is ideal for classrooms. The chair comes in two shell sizes and four seat heights to cater to different age groups.

- 25mm x 1.6mm heavy duty steel frame
- Two shell sizes available and four seat heights
- Chairs are available in 6 colours. Black available in the large shell size only
- Seat has a comfortable, flexible back so students have space to move and wriggle

Size options

Small - Years 1-2 | Colours

- Overall Height 310mm and Width 395mm
- Shell size: 340W x 320D x 320H (Small)

Medium - Years 3-4 | Colours

- Overall Height 360mm and Width 450mm
- Shell size: 400W x 400D x 390H (Medium)

Medium - Years 5-6 | Colours

- Overall Height 400mm and Width 450mm
- Shell size: 400W x 400D x 390H (Medium)

Large - Years 7-13 | Colours

- Overall Height 450mm and Width 490mm
- Shell size: 400W x 400D x 390H (Medium)



180B Summit Chair with Tablet Arm

Our Summit Chairs also come with a tablet arm as an optional extra, creating a built-in work surface that can easily be shifted around the classroom.

- Tablet arm can be removed when not required
- Can be fitted to the 360, 400 and 450H chairs
- Flips up for ease of sitting down and standing up
- Medium - Years 3-4 | Colours
- Medium - Years 5-6 | Colours
- Large - Years 7-13 | Colours



180C Summit Standard Gas Lift

Our Summit Standard Gas Lift Chair has the advantage of being ordered in both the medium and large seat shell to cater to primary schools and secondary schools.

- Adjustable seat height
- Nylon base
- 60mm twin wheel castors
- Medium - Years 5-6 | Colours
- Height adjustment of 430 - 550mm
- Large - Years 7-13 | Colours
- Height adjustment of 430 - 550mm



180D Summit Architectural Gas Lift

Our Summit Standard Gas Lift Chair has the advantage of being ordered in both the medium and large seat shell to cater to primary schools and secondary schools.

- Adjustable seat height
- Nylon base and steel foot ring
- 60mm twin wheel castors
- Medium - Years 5-6 | Colours
- Height adjustment of 600 - 850mm
- Large - Years 7-13 | Colours
- Height adjustment of 600 - 850mm



175 Titan Chair

The Titan Chair is a light weight and strong chair, perfect for the toughest treatment and the ergonomic design corrects posture to keep the spine in a healthy position. Available in sizes to suit all ages, the Titan comes in a range of colours to suit your environment.

- Manufactured from 100% eco-friendly 'high impact' polypropylene
- No sharp edges and easy to clean
- Stacks up to 12 high
- 15 year warranty
- Complies with the latest European standards relating to ergonomics - EN1729
- 3 stock colours and 3 indent colour options
- 160kg weight rating (size 6 chair)
- 5 sizes available

Size options

- Size 2 - 310h Preschool
- Size 3 - 350h Year 1-2
- Size 4 - 380h Year 3-4
- Size 5 - 430h Year 5-6
- Size 6 - 460h Year 7-13 (adult size)



Lime



Blue



Charcoal

Stock Colours



Burgundy



Green



Red

Indent Colours
10-12 week delivery



177 EN Classic Floor Chair

Exclusive to Educated Furniture

The En Classic Floor Chair is an award winning, innovative floor chair, offering comfort for children and adults when involved in floor activities. Teachers have commented that it encouraged them to sit on the floor during carpet activities, providing better interaction with students on their level. The uses for the En Classic Floor Chair are endless.

- Available in New Zealand exclusively through Educated Furniture.
- Seat is raised slightly off the ground to prevent fingers getting caught when moving in the chair
- Reinforced polypropylene giving strength and durability
- Lightweight and extremely durable
- Ideal posture support and can be used indoors/outdoors
- Fully washable with an easy carry handle
- Allows movement while sitting
- Suitable for adults or children
- Ideal for carpet time or floor activities
- Overall dimensions: 405W x 380D x 450H
- Weight: 2.5kg
- Weight limit rating: 127kg



Mandarin



Lime



180D Icon Super Chair

The Icon Chair is a heavy duty, cost effective chair, ideal for a variety of uses and settings including the educational and office sector. It is also UV stabilised, making it a good option for outdoor use.

- Heavy duty chair and UV stabilised for indoor and outdoor use
- Stacks vertically
- Ventilation holes
- Maintenance free
- 1 year warranty



Navy



Student and Teacher Stools

126 MLE Stool

Our versatile MLE Stool comes in a range of heights to suit students of any age and can be paired with any of our extensive range of tables. The foam seats can be covered in any fabric from our range, however we recommend using a heavy duty, stain resistant fabric.

- Can be stacked up to 4 stools high
- 19mm square steel powdercoated frame with foot rest and non-skid rubber feet
- 45mm thick foam seat
- Available in any of our Standard Quality, High Quality and Premium Quality fabrics. For schools we recommend using a very hard wearing, stain resistant fabric that can be cleaned and will withstand penetration from sharp items

Size options

- 400H - Year 1-6
- 450H - Year 7-13
- 550H - Year 1-4
- 660H - Year 4-13

Standard Quality Range

High Quality Range

Premium Quality Range

See our Swatch Library Appendix for the full range of fabrics we offer



124 Pepper Stool

Our Pepper Stool is a multi-purpose school seating solution, adding colour and functionality to any classroom or STEM room.

- Available in three sizes and a range of colours, the Pepper Stool can be made to suit any age group or environment.
- 25mm round solid-welded steel frame with grey hammertone powdercoating
- Generous polypropylene contoured seat with comfortable curved back
- Stools will stack up to 4 high
- 7 shell colours available
- Seat width: 440mm

Size options

- Year 1-4 stool height: 450H
- Year 7-13 stool height: 550H
- Year 4-13 stool height: 660H

Green

Red

Pink

Orange

Charcoal

Purple

Blue



303 Bloom Stool

Perfect for the classroom, the Bloom Stool is a motion seating solution that allows students to gently rock or wobble while simultaneously focussing on their school work. The rubberised base and seat, feel secure and prevent slipping, even on smooth surfaces. They can be quickly arranged into a group setting or used individually in classrooms, libraries and breakout spaces.

- Strong, lightweight and easy to move and clean
- Concave base allows the stool to rock
- Movement can help user to remain engaged
- The rubberised base and seat feel secure and prevent slipping even on smooth surfaces
- Choose from 3 colours and 3 seat heights
- Seats come in a standard 330mm diameter for all sizes
- Comes with a 10 Year warranty

Size options

- 310H - Size 2 Year 0-2
- 370H - Size 3 Year 3-4
- 450H - Size 4 Year 5-13

Blue

Red

Orange



301 Jari Active Stool

The Jari Active Stool, is a quality height adjustable stool, designed to prevent lying back, slouching and sitting still for too long, perfect for the classroom, STEM room or library.

The stool features a rotating convex base with one leg on a stable tripod, so the user can constantly adjust and move. The seat fabric is anti-bacterial, waterproof and mould-proof and can easily be removed and re-upholstered.

- Seat has a very high Martingale rub test, good stretch and low fire rating
- Height adjustable from 400 - 500mm
- Weight rating 130kg
- 45mm thick foam seat
- Each stool comes in a box, fully assembled
- Slip resistant base
- Suitable for students of all ages as well as adults
- 10 year warranty covering faulty workmanship and parts. NB: warranty does not cover wear and tear and misuse of the product



127 High Bob Stool

With its flexible back and ergonomic shell, the High Bob Stool ensures users have plenty of posture support while still allowing for movement when sitting. Born after numerous requests from customers for a stool with a back, the High Bob Stool is designed to be the perfect accompaniment for our high tables, bar leaners and lab benches.

Available in two colours, the High Bob Stool is sure to be a great addition to classrooms, labs, STEM rooms and staffrooms.

- Reinforced polypropylene shell that is strong, durable and easy to clean
- Lightweight, strong and durable
- 25mm round solid-welded steel frame
- Flexible back providing posture support and allowing movement
- Suitable for adults and children
- Overall dimensions: 510W x 535D x 660H



302 Peekaboo Stool

The Peekaboo student stool is strong and stable, perfect for any learning space and suitable for both indoor and outdoor use. Made from durable plastic, it is lightweight and stackable for easy storage.

The award-winning design prevents the 'vacuum effect' when stacked together, and unstacks as easily as it stacks.

- Overall size: 400W x 410D x 467H
- Back rest: 50H
- Seat size: 340W x 300D
- Seat height: 425H
- Strong and stable, perfect for any learning space
- Lightweight, durable and stackable up to 14 high for easy storage
- Soft peel shaped top acts as a backrest and carry handle
- Suitable for both indoor and outdoor use
- Made for adults and children
- 100% Recyclable
- 3 year warranty
- Minimalist and contemporary design makes stools also suitable for office and hospitality spaces



buro
ergonomics at work[®]

Minimum of 4 stools per order

671 Buro Revo Stool

buro
ergonomics at work[®]

The Buro Revo Stool features a large seat, ring operated adjustable seat height and an optional architectural gas lift. The Revo's versatility makes it a popular seating option for teachers as well as students in STEM rooms.

- Overall size: 540W x 500D x 555H
- Seat: 350 diameter
- Seat Height: 490-675H
- Adjustable seat height
- High density polyurethane moulded foam
- Seat comes standard with black vinyl
- Twin wheel castors
- 10 year warranty
- 98% recyclable
- 4-5 hours sitting time
- 120kg weight rating

Optional extras

- Architectural 270mm gas lift
- Height adjustable chrome foot ring
- Customer specified fabric in any of our range



672 Buro Polo Stool

buro
ergonomics at work[®]

The Buro Polo Stool is a height-adjustable drafting stool that promotes 'active sitting'. Rock side to side and swivel while sitting, to keep the core muscles engaged and the mind alert.

This stool is easy to sit on and get up off, encouraging ongoing movement and postural change. Ideal for teachers or students in a STEM environment.

- Overall size: 580W x 580D x 615H
- Height adjustable seat: 615-860H
- 360 seat tilt to promote 'active sitting'
- Choice of glides or castors in the box
- Architectural 245mm gas lift
- Height adjustable architectural foot ring
- Weight lock on castors
- Seat comes standard with black vinyl
- 8 year warranty
- 4-6 hours sitting time
- 130kg weight rating
- Endorsed by the Australian Physiotherapy Association

Optional extras

- Customer specified fabric in any of our range



516 Spin Stool

The Spin Stool is a multi-purpose, height adjustable, moveable stool for the educational or office environment. The cushioned seat can be made in any of the Breathe range of fabrics. Both simple and cost effective, the Spin Stool is a great moveable seating solution for teachers and it works particularly well when paired with our Teacher Stations - See Section 1 - Educational Units.

- Seat size: 390mm diameter top
- Seat height: 420-550mm gas lift
- Upholstered seat available in our **Breathe** range of fabrics - See our Swatch Library
- Black nylon base
- Twin wheel castors
- Height adjustment ring under seat so that height can be altered with ease



Linkable and Stackable Chairs

234 Buro Envy Chair

buro
ergonomics at work™

The Envy Chair is a robust and generous sized chair that is both linkable and stackable. It is lightweight and easy to move making it ideal for use in halls, conference rooms, meeting rooms and waiting areas.

- Overall size: 500W x 550D x 830H
- Back size: 480W x 350H
- Seat size: 445W x 460H x 480H
- Chrome plated tubular frame with sled base
- Stacks 10 chairs high on floor and 25 on trolley
- Linkable for use in a hall setting
- Free trolley with every 40 Envy ordered
- 6 year warranty
- 3-4 hours sitting time and 150kg weight rating

Custom options

- Silver powdercoated tubular frame
- Outdoor model available on request (Indent only)
- Can be ordered with a black or white padded, upholstered seat

Optional extras

- Additional trolleys can be purchased as required

Black

Green

Red

White
Indent
Colour



Buro Stacker Trolley
Free with every 40 chairs ordered or as an optional extra



179 Snap Chair

Snap Chairs redefine convenience with their ingenious leg-over-leg design, making linking, unlinking, stacking and storage a breeze. Stacks up to 15 high and has its own dedicated chair trolley for quick stacking and storage making it perfectly suited for hall or exam room seating.

- Overall size: 535W x 558D x 850H
- Seat Depth: 450
- Seat Width: 440
- Space efficient linking system
- Rubber feet inserts to prevent slipping
- Compact and stackable up to 15 chairs high
- Glass fibre and polypropylene construction ensuring strength and rigidity
- Stacks up to 15 high
- Available in Charcoal and Sea Blue
- 135kg weight rating
- 20 year warranty

Optional extras

- Add black seat pad 415W x 395D

Charcoal

Sea Blue



323 Buro Quad Chair

buro
ergonomics at work™

The Buro Quad Chair has a durable polypropylene shell and a strong powder coated frame, making it an ideal all-purpose stacking chair for a variety of applications including school halls, meeting rooms, conference rooms, waiting area and staffrooms.

- Overall size: 500W x 510D x 775H
- Back size: 440W x 390H
- Seat size: 440W x 420H x 440H
- Quality black powder-coated frame
- Durable and generously sized polypropylene shell
- Linkable and stackable - 10 chairs high on the floor and 25 chairs high on trolley
- Free trolley with every 20 Quads ordered
- 6 year warranty and 100% recyclable
- 3-4 hours sitting time and 90kg weight rating

Optional extras

- Chair links
- Additional trolleys can be purchased as required

Black



Buro Stacker Trolley
Free with every 25 chairs ordered or as an optional extra



Staffroom Stools and Chairs

253 Fly Stool

buro
ergonomics at work!

The Fly Stool is a stylish bar stool with a black polypropylene shell and a unique shape that maximises flexibility and comfort, making it perfect for a staffroom or office setting. Available in black and white with a sled base frame or a four leg swivel frame.

- Swivel overall size: 460W x 460D x 1005H
- Four leg overall size: 460W x 460D x 1015H
- Seat size: 420W x 395H
- Strong 12mm solid sled base frame or 16 x 2mm gauge tubular four leg swivel frame
- 100% Polypropylene seat shell
- Quality powder coated frame finishes in black or white
- 3-4 sitting hours per day
- 130kg weight rating
- 5 year guarantee



271 Emi Stool

The Emi Stool is an elegant and robust indoor/outdoor stool with clean modern lines and patterned with small holes in the backrest.

Made entirely in technopolymer, it is lightweight, portable and can stand up to unpredictable outdoor environments, working well in staffrooms or commercial settings.

Available in black or white, the Emi comes in two heights with the 650H designed to be paired with standard countertops and the 750H option intended for 1000-1100H barleaners.

- Made from recyclable polypropylene that is UV treated
- Stackable for easy storage when not in use
- Lightweight and easy to move around
- No assembly required

Option A - 650H

- Overall size: 475W x 475D x 985H
- Seat height: 650H

Option B - 750H (designed for barleaners)

- Overall size: 475W x 475D x 1085H
- Seat height: 750H



272 Ceemu Stool

The Ceemu Stool is a simple, strong and comfortable stool with a lightweight polypropylene shell and steel frame. The shell comes in four colour options and is suitable for indoor or outdoor use making it a versatile seating option, ideal for staffrooms and other commercial environments.

- 430W x 520D x 1080H
- Mark-resistant, smooth polypropylene seat and back that is strong and lightweight
- Suitable for both indoor and outdoor use
- Three seat colour options
- Delivered assembled and ready to use
- Powdercoated or chrome frame
- Can be stacked 3 stools high
- 130kg weight rating
- 2 year guarantee



254 Taurus Stool

The Taurus Stool satisfies not only the highest demands on styling and seating comfort, but offers state of the art workmanship and quality materials. The elegant and organically shaped backrest is both lightweight and extremely resilient and the chrome frame make this stylish stool ideal for staffrooms and break out spaces.

- Overall size: 525W x 460D x 1050H
- Seat width: 525W
- Seat height: 750H
- 100% polypropylene shell seat available in black or white
- Strong tubular chrome frame with foot rest
- Seat Height: 750mm
- 110kg weight rating
- Easy clean
- No Assembly required
- 3 year guarantee



656 Konfurb Pala Stool



The Konfurb Pala Barstool features clean lines and a solid wood neutral frame making it a great option for seating at barleaners in meeting rooms and staffrooms. Casual but stylish, the Pala features a contoured seat back and the cross footrest provides support and comfort while seated.

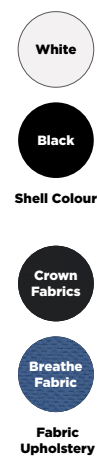
- Choose the polypropylene seat option for durability and easy cleaning or the upholstered seat option for added comfort
- Solid wood, natural colour frame with hard-wearing clear lacquer
- Black powdercoated steel footrest
- Hard-wearing PP contoured seat shell or Culp Dorset Grey seat upholstery
- Adjustable height levelling glides
- No assembly required
- 3-4 sitting hours per day
- 120kg weight rating
- 5 year guarantee
- Available in quick ship Culp Dorset Grey fabric or choose from our full range of fabric options for extra customisation



507 Luna Barstool

The Luna Barstool combines modern and retro aesthetics for staffroom seating, reception areas and meeting rooms. Choose from a black or white flexible polypropylene shell and paired with a natural oak frame. The seat cushion is upholstered in your choice of fabrics from our range.

- Seat overall size: 410W x 350D x 740H
- Overall height: 1000H
- Seat Pad: 380W
- Flexible polypropylene shell available in Black or White
- Seat cushion comes standard in any of the high quality Breathe or Crown fabric ranges - find these in our Swatches Library
- Solid oak legs
- 3+ sitting hours per day
- 100kg weight rating
- 15 year guarantee



Custom requirements

- Luna Seat pad can be made in any of our Premium, High Quality and Standard Quality fabrics.

397 Cafe Stool

Our Cafe Stool is a robust, padded stool that is perfect for furnishing hospitality settings, offices, classrooms and school staffrooms. Available in three heights and upholstered in a wide range of fabrics, the Cafe Stool is a cost effective high seating solution.

- Seat size: 400mm diameter
- Padded seat available in a wide range of colours and fabrics - see our Swatches range
- 32mm heavy duty steel frame
- Footrest bar
- Stools come standard in Pacifica Vinyl or Quantum fabrics

Height options

- Height option 1: 550H
- Height option 2: 660H
- Height option 3: 740H



Quantum Fabrics

See Swatch Library Appendix for the full fabric range



230 Swoon Chair

The Swoon Chair is sturdy polypropylene construction and a modern design, ideal for use in flexible spaces, commercial settings, offices, halls, school break out spaces and lunchrooms.

- Overall size: 420W x 440D x 810H
- Seat height: 450H
- Stylish polypropylene seat and frame that has been UV treated
- Lightweight and stackable making it great for flexible spaces where chairs need to be moved easily
- Suitable for indoor and outdoor use
- No assembly required
- 140kg weight rating
- 2 year guarantee
- Four colours available



509 Game Chair

The Game Chair is a stylish, comfortable seating solution available in a range of colours and fabrics perfect for an office, commercial environment, reception area or staffroom. The chair frame can also be customised with a range of leg styles available, including as a bar stool.

- Chair overall size: 450W x 460D x 810H
- Chair seat height: 460H
- Stool overall size: 450W x 460H x 1080H
- Stool seat height: 750H
- Choose **A** - Skid base, **B** - 4 Legs or **C** - Barstool
- Stacks up to 30 chairs on the Game Chair Trolley that can be purchased separately
- Large seat and back moulded for comfort
- Strong rigid frame that is light to carry
- Skid Chair feet double as linking connectors
- Frame colours - Black, white, silver and chrome
- 3+ sitting hours per day
- 10 year guarantee
- 140kg weight rating
- Available to order in White, Charcoal, Aqua, Daffodil, Indigo, Red and Pistachio
- Charcoal and white chairs available with upholstered seats and backs in our **Breathe Fabrics** - Black, Tomato Red, Lime Green, Bright Orange, Sky Blue, Slate Grey or Plum. See our Swatch Library Appendix for the full fabric range



Breathe Fabrics

See our Swatch Library Appendix for the full fabric range



Game Stacker Trolley
Stack up to 30 chairs



Optional extras

- Trolleys can be purchased as required

Visitor and Meeting Room Chairs

504 Vision Chair

The Vision Chair has contemporary European styling, and dual layer comfort zone cushioning, making it an ideal option in any conference room, meeting room, reception area or staffroom.

- Overall size: 475W x 500D x 850H
- Seat height: 485H
- **Option A** - Cushioned back with arms
- **Option B** - Cushioned back without arms
- **Option C** - Black mesh back with arms
- **Option D** - Black mesh back without arms
- Chair fabric in any of our Breathe fabrics range
- Optional radius style armrests designed not to knock against your meeting table
- Double layer comfort zone cushioning and generous seat to suit all visitors
- Stackable to 4 high (excludes models with arms)
- Fully-welded frame with Black or Silver powdercoating or Chrome finish
- 6+ sitting hours per day
- 5 year guarantee
- 140kg weight rating

Baby Blue

Black

Plum

Steel Blue

Breathe Fabrics
See Swatch Library Appendix for the full fabric range



506 Que Chair

The Que Chair is a versatile visitor chair, with contemporary square styling, and a dynamic back rest shaped for high comfort. With the option to have a four leg frame or skid base with or without arms, the Que chair can be customised to suit any meeting room or visitor space.

- Overall size: 450W x 470D x 840H
- Seat height: 475H
- **Option A** - Four legs without arms
- **Option B** - Four legs with arms
- **Option C** - Sled base without arms
- **Option D** - Sled base with arms
- Chair fabric in any of our Breathe fabrics range
- Comfortable cushioning on the seat and back
- Fully welded frame in Black or Silver powdercoating or Chrome finish
- Stackable 6 chairs high (excluding arms)
- 6+ hours sitting per day
- 5 year guarantee
- 140kg weight rating

Baby Blue

Black

Plum

Steel Blue

Breathe Fabrics
See our Swatch Library Appendix for the full fabric range



505 Raz Chair

The Raz Chair is a contemporary Italian styled chair, providing a functional and stylish option for conference and meeting rooms, administration areas, office spaces and staffrooms. Available with or without arms on a four leg frame or sled base.

- Overall size: 450W x 470D x 840H
- Seat height: 475H
- **Option A** - Four legs without arms
- **Option B** - Four legs with arms
- **Option C** - Sled base without arms
- **Option D** - Sled base with arms
- Strong welded frame with chrome finish
- Comfortable cushioning on the seat and back
- 6+ hours sitting per day
- Stackable - stacks 4 high (with and without arms) and skid frame stacks 4 high (no arms)
- 5 year guarantee
- 140kg weight rating

Baby Blue

Black

Plum

Steel Blue

Breathe Fabrics
See our Swatch Library Appendix for the full fabric range



673 MS2 Super Stacker

The MS2 Super Stacker Chair is stackable, linkable and can be ordered in a wide range of fabrics to suit your environment. The chair offers affordable comfort and practicality making it ideal for halls, offices, exams rooms and meeting rooms.

- Overall size: 400W x 400D x 765H
- Seat height: 480H
- 40mm foam seat and curved cushion seat back
- Fully-welded 19mm square frame with Black powdercoating
- Can be stacked up to 10 chairs high
- Linkable when links are purchased separately
- Available in any of our Standard Quality, High Quality and Premium Quality fabric ranges
- New Zealand made
- 5 year guarantee (excludes upholstery)
- 3-4 sitting hours per day
- 140kg weight rating

Optional extras

- Links and a tablet arm can be purchased separately

Standard Quality Range

High Quality Range

Premium Quality Range

See our Swatch Library Appendix for the full range of fabrics we offer



673 MS3 Supreme Stacker

The MS3 Supreme Stacker Chair is stackable, linkable and can be ordered in a wide range of fabrics to suit your environment. The chair is heavy duty, and offers elevated comfort and practicality, making it ideal for halls, offices, exams rooms and meeting rooms.

- Overall size: 400W x 400D x 765H
- Seat height: 480H
- 50mm foam seat and curved cushion seat back that can be upgraded to 70mm for added comfort
- Fully-welded 32mm heavy duty round frame with Silver or Black powdercoating
- Chairs can be stacked up to 10 chairs high
- Linkable when links are purchased separately
- Available in any of our Standard Quality, High Quality and Premium Quality fabric ranges
- New Zealand made
- 5 year guarantee (excludes upholstery)
- 3-4 sitting hours per day
- 140kg weight rating

Optional extras

- Links and a tablet arm can be purchased separately

Standard Quality Range

High Quality Range

Premium Quality Range

See our Swatch Library Appendix for the full range of fabrics we offer



684 Nomad Chair (four legs)

The Nomad Chair (4 legs) is a sturdy visitor chair, with four leg frame and contoured back and seat for extra comfort. Ideal as a guest/visitor chair for meeting rooms, waiting areas, staffrooms and offices.

- Overall size: 430W x 460D x 815H
- Seat height: 480H
- **Option A** - Without arms
- **Option B** - With arms
- Robust fully welded 25mm round Black powdercoated frame
- Stackable (only without arms)
- Available in any of our Standard Quality, High Quality and Premium Quality fabric ranges
- New Zealand made
- 3 year guarantee (excludes upholstery)
- 3-4 sitting hours per day
- 115kg weight rating

Standard Quality Range

High Quality Range

Premium Quality Range

See our Swatch Library Appendix for the full range of fabrics we offer



686 Nomad Chair (skid base)

The Nomad Chair (skid base) is a sturdy visitor chair, with skid frame and a contoured back and seat for extra comfort. Ideal as a guest/visitor chair for meeting rooms, waiting areas, staffrooms and offices.

- Overall size: 430W x 460D x 815H
- Seat height: 490H
- **Option A** - Without arms
- **Option B** - With arms
- Robust fully welded 25mm round Black or Silver powdercoated frame
- Non stackable
- Available in any of our Standard Quality, High Quality and Premium Quality fabric ranges
- New Zealand made
- 3 year guarantee (excludes upholstery)
- 3-4 sitting hours per day

Standard Quality Range

High Quality Range

Premium Quality Range

See our Swatch Library Appendix for the full range of fabrics we offer



688 Apollo Chair (with arms)

The Apollo Chair (with arms) is a comfortable and sturdy guest chair, designed to last the test of time. Ideal for use in receptions and waiting areas, staffrooms, meeting rooms and offices. The chair comes in two height options and can be made in any of our fabric ranges to suit your environment.

- Seat dimensions: 480W x 500D
- Back dimensions: 480W x 270D
- **Option A** - Seat height 440H
- **Option B** - Seat height 490H
- Heavy duty fully welded 32mm round Black or Silver powdercoated frame
- Curved back support to fit shape of your back
- Non stackable
- Available in any of our Standard Quality, High Quality and Premium Quality fabric ranges
- New Zealand made
- 3-4 sitting hours per day
- 125kg maximum weight rating with arms'
- 3 year warranty

Standard Quality Range

High Quality Range

Premium Quality Range

See our Swatch Library Appendix for the full range of fabrics we offer



689 Apollo Chair (without arms)

The Apollo Chair (with arms) is a comfortable and sturdy guest chair, designed to last the test of time. Ideal for use in receptions and waiting areas, staffrooms, meeting rooms and offices, the Apollo chair comes in two height options and can be made in any of our fabric ranges to suit your environment.

- Seat dimensions: 480W x 500D
- Back dimensions: 480W x 270D
- **Option A** - Seat height 440H
- **Option B** - Seat height 490H
- Heavy duty fully welded 32mm round Black or Silver powdercoated frame
- Curved back support to fit shape of your back
- Stackable
- Available in any of our Standard Quality, High Quality and Premium Quality fabric ranges
- New Zealand made
- 3-4 sitting hours per day
- 110kg maximum weight rating with arms'
- 3 year warranty

Standard Quality Range

High Quality Range

Premium Quality Range

See our Swatch Library Appendix for the full range of fabrics we offer



648 Buro Lindis Chairs

buro
ergonomics at work[®]

The sleek lines of the Buro Lindis guest chair command a formidable presence in any office, conference room, staffroom, meeting room or reception area. Featuring a strong, reflective, powder-coated stackable frame and unsurpassed comfort, it is exceptional value and an ideal guest chair choice. The Lindis comes in four different frame options and is suitable for indoor and outdoor use.

- Strong stackable frame (up to 4 high) and
- Generous size seat and back
- PU moulded foam seat and high density foam back for excellent comfort
- Reflective silver powder coated frame
- Black polypropylene arms
- UV stabilised which makes it perfect for outdoor or high sun exposed areas
- 10 year warranty
- 96% recyclable
- 6-8 hours sitting time
- 130kg weight rating

Option A - 4 leg frame without arms

- Overall: 520W x 610D x 840H
- Back: 470W x 390H
- Seat: 470W x 490D x 450h

Option B - 4 leg frame with arms

- Overall: 660W x 620D x 850H
- Back: 470W x 390H
- Seat: 470W x 490D x 460H

Option C - sled base with arms (indent model)

- Overall: 660W x 615D x 845H
- Back: 470W x 385H
- Seat: 460W x 480D x 460h

Option D - mesh back

- Overall: 650W x 645D x 900H
- Back: 480W x 445H
- Seat: 460W x 480D x 455H

Custom requirements

- 40mm glides for extra seat height
- Frame without arms
- Customer specified fabric

Dark Blue

Black

Standard colour options

Standard Quality Range

High Quality Range

Premium Quality Range

See our Swatch Library Appendix for the full range of fabrics we offer



232 Buro Mario Chair

buro
ergonomics at work[®]

The Buro Mario is both strong and durable, with a generous seat size and quality frame. The stackable and linkable sled base makes it the ideal multi-purpose visitor chair, perfect for meeting rooms, reception areas and waiting rooms.

- Overall size: 545W x 595D x 815H
- Back size: 450W x 350H
- Seat size: 430W x 470D
- Seat height: 460H
- Linkable and stackable - recommended safe stacking height is 8 chairs on the floor or 15 chairs on Stacker Trolley
- Strong steel silver powder coated skid base frame
- Generous size seat and back
- Quality seat and back foam
- 4-5 sitting hours per day
- 120kg maximum weight rating with arms
- 2 year warranty
- Free trolley with every 25 Mario chairs ordered

Custom requirements

- Customer specified fabric
- Purchase Mario Stacker Trolley if ordering less than 25 chairs

Dark Blue

Black

Standard colour options

As an optional extra choose from any fabric in our full Swatch Library Appendix



Mario Stacker Trolley

Free with every 25 chairs ordered. Stacks up to 25 Mario chairs for easy portability



690 Mayfair Chair (with Arms)

The Mayfair Chair (with arms) is a comfortable, functional and affordable visitor seating option, well suited for waiting areas, meeting rooms or staffrooms. The chair can be made in any of our fabric ranges to suit any budget and environment.

- Overall size: 525W x 470D x 765H
- Seat height: 430H
- 32mm heavy duty fully welded round frame with the option to have it powdercoated in silver, black or white
- Generous seat width and lower seat height for maximum comfort that will suit all visitors
- 80mm thick foam on seat and back for maximum user comfort
- Non stackable
- Available in any of our Standard Quality, High Quality and Premium Quality fabric ranges
- 4-5 sitting hours per day
- 3 year guarantee
- 150kg weight rating

Standard Quality Range

High Quality Range

Premium Quality Range

See our Swatch Library Appendix for the full range of fabrics we offer



691 Mayfair Chair (without Arms)

The Mayfair Chair (without arms) is a comfortable, functional and affordable visitor seating option, well suited for waiting areas, meeting rooms or staffrooms. The Mayfair without arms works well banked together in groups in a combination of fabrics to suit any budget and environment.

- Overall size: 525W x 470D x 765H
- Seat height: 430H
- 32mm heavy duty fully welded round frame with the option to have it powdercoated in silver, black or white
- Generous seat width and lower seat height for maximum comfort and to suit all visitors
- 80mm thick foam on seat and back for maximum user comfort
- Non stackable
- Available in any of our Standard Quality, High Quality and Premium Quality fabric ranges
- 4-5 sitting hours per day
- 3 year guarantee
- 150kg weight rating

Standard Quality Range

High Quality Range

Premium Quality Range

See our Swatch Library Appendix for the full range of fabrics we offer



697 Mayfair Chair (sled base)

The Mayfair Chair (sled base) is a comfortable, functional and affordable visitor chair, well suited for waiting areas, meeting rooms or staffrooms. Available with or without arms, the Mayfair (sled base) works well placed individually or banked together in a group in alternating fabrics.

- Overall size: 525W x 470D x 765H
- Seat height: 430H
- 32mm heavy duty fully welded round frame with the option to have it powdercoated in silver, black or white
- Generous seat width and lower seat height for maximum comfort and to suit all visitors
- 80mm thick foam on seat and back for maximum user comfort
- Non stackable
- Sled base for easy movement
- Available in any of our Standard Quality, High Quality and Premium Quality fabric ranges
- 4-5 sitting hours per day
- 3 year guarantee
- 150kg weight rating

Standard Quality Range

High Quality Range

Premium Quality Range

See our Swatch Library Appendix for the full range of fabrics we offer



692 Parklane Chair (with Arms)

The Parklane Chair (with arms) is a heavy duty, comfortable and functional seating option for administration areas, staffrooms and waiting areas. The chair can be made in any of our fabric ranges to suit any budget and environment.

- Overall size: 525W x 470D x 765H
- Seat height: 430H
- 32mm heavy duty fully welded round frame with the option to have it powdercoated in silver, black or white
- Contoured foam seat and back
- Backrest consists of strong MDF covered with 80mm contoured foam for maximum comfort
- Not stackable
- Available in any of our Standard Quality, High Quality and Premium Quality fabric ranges
- 4-5 sitting hours per day
- 3 year guarantee
- 150kg weight rating

Standard Quality Range

High Quality Range

Premium Quality Range

See our Swatch Library Appendix for the full range of fabrics we offer



693 Parklane Chair (without Arms)

The Parklane Chair (without arms) is a heavy duty, comfortable and functional seating option for administration areas, staffrooms and waiting areas. The Parklane (without arms) works well banked together in groups in a combination of fabrics to suit any budget and environment.

- Overall size: 525W x 470D x 765H
- Seat height: 430H
- 32mm heavy duty fully welded round frame with the option to have it powdercoated in silver, black or white
- Generous seat width and lower seat height for maximum comfort and to suit all visitors
- 80mm thick foam on seat and back for maximum user comfort
- Non stackable
- Available in any of our Standard Quality, High Quality and Premium Quality fabric ranges
- 4-5 sitting hours per day
- 3 year guarantee
- 150kg weight rating

Standard Quality Range

High Quality Range

Premium Quality Range

See our Swatch Library Appendix for the full range of fabrics we offer



652A Konfurb Hady (Wood Base)



The Konfurb Hady (wood base) is both comfortable and stylish, making it perfect for drop down seating in open waiting areas, reception areas and meeting rooms. Available in quick-ship Keylargo Ash or customised upholstery, the Hady chair can also be adapted to suit a range of environments with the option to select from four different base styles.

- Back size: 530W x 390H
- Seat size: 490W x 470D
- Seat height 455H
- Overall size: 600W x 615D x 845H
- High density soft pile foam
- Solid four leg wooden base
- Hard wearing Keylargo Ash fabric (Quick-ship)
- 6-8 sitting hours per day
- 5 year guarantee (excluding fabric)
- 120kg weight rating

Custom requirements

- Customer specified fabric in any of our Standard Quality, High Quality and Premium Quality ranges

Keylargo Ash

Quick-ship

Standard Quality Range

High Quality Range

Premium Quality Range

See our Swatch Library Appendix for the full range of fabrics we offer



652B Konfurb Hady (Sled Base)

buro
ergonomics at work[®]

The Konfurb Hady (sled base) is both comfortable and stylish, making it perfect for drop down seating in open waiting areas, reception areas and meeting rooms. Available in quick-ship Keylargo Ash or customised upholstery, the Hady chair can be adapted to suit a range of environments.

- Back size: 530W x 390H
- Seat size: 490W x 470D
- Seat height: 465H
- Overall size: 600W x 615D x 855H
- High density soft pile foam
- Chrome steel sled base
- Hard wearing Keylargo, Ash fabric (Quick-ship)
- 6-8 sitting hours per day
- 5 year guarantee (excluding fabric)
- 120kg weight rating

Custom requirements

- Customer specified fabric in any of our Standard Quality, High Quality and Premium Quality ranges
- Centre Pedestal base
- Centre Pedestal 4 Toe base



Quick-ship



See our Swatch Library Appendix for the full range of fabrics we offer



655 Konfurb Neo

buro
ergonomics at work[®]

The Konfurb Neo chair is a beautifully curved visitor chair with minimalist elegance, to elevate any office, meeting room, waiting room or reception. Choose from two strong base styles and available for quick ship in Keylargo Ash fabric.

- Back size: 605W x 450H
- Seat size: 680W x 490D
- Seat height (wood base): 410H
- Seat height (swivel base): 445H
- Overall size (wood base): 680W x 630D x 855H
- Overall size (swivel base): 680W x 630D x 890H
- High density soft pile foam
- Strong four leg wood base or stainless steel four star swivel base
- Hard wearing Keylargo, Ash fabric (Quick-ship)
- 6-8 sitting hours per day
- 5 year guarantee (excluding fabric)
- 120kg weight rating

Custom requirements

- Customer specified fabric in any of our Standard Quality, High Quality and Premium Quality ranges



Quick-ship



See our Swatch Library Appendix for the full range of fabrics we offer



700 Mocha Chair

The Mocha Chair is a contemporary small tub chair, ideal for high use areas such as receptions, waiting areas and meeting rooms. It can be made in all our fabric ranges and is available in four size/style options to suit any space or environment.

- **A - Mocha Standard** - 620W x 550D x 740H
- **B - Mocha Large** - 720W x 550D x 740H
- **C - Mocha Highback** - 720W x 550D x 860H
- **D - Mocha 2 Seater** - 1000W x 550D x 740H
- Seat height: all 450H
- Heavy duty high density elephant seat foam
- Fixed seat cushion
- Solid welded 25mm steel tube with black or silver powdercoating
- 10 year guarantee (excluding fabric)
- 180kg weight rating
- Available in any of our Standard Quality, High Quality and Premium Quality fabric ranges



See our Swatch Library Appendix for the full range of fabrics we offer



Office and Teacher Chairs

247 Buro Mantra Chair

buro
ergonomics at work®

The Buro Mantra is an ergonomic chair designed to aid concentration and elevate the workspace. It features a breathable mesh back and high density moulded foam seat for comfort and fatigue prevention. The solid base and synchro mechanism with an adjustable seat slide, backrest, lumbar support and optional arms, provides optimal ergonomics for every body. The perfect task chair for healthy workspaces.

- Overall size: 645W x 585D x 1165H
- Seat size: 510W x 440-490H
- Seat height: 455 - 540H
- Adjustable seat height
- Height-adjustable lumbar support and ratchet backrest
- Adjustable seat tilt, back rest angle and seat depth
- Black nylon base
- 8+ sitting hours per day
- 10 year guarantee (excluding fabric)
- 150kg weight rating

Custom requirements

- Customer specified fabric (for seat only) in any of our Standard Quality, High Quality and Premium Quality ranges
- Polished aluminium base
- Height adjustable armrests
- Height adjustable headrest

Black

Quick-ship

Standard Quality Range

High Quality Range

Premium Quality Range

See our Swatch Library Appendix for the full range of fabrics we offer



240 Buro Roma MB Chair

buro
ergonomics at work®

The Buro Roma Mid-Back chair is an affordable ergonomic chair and a popular choice as a teacher chair. It features a comfortable moulded foam seat and back with plenty of customisable adjustment. Perfect for those who prefer a soft yet supportive work chair. Available in both a 2 and 3 lever model, and a range of easy clean fabrics to suit your needs and environment.

- Overall size: 630W x 600D x 1180H
- Seat size: 520W x 490D
- Back size: 430W x 434H
- Seat height: 460 - 590H
- Comfortable seat and supportive back
- Many seat and back position adjustments enable the user the ultimate office seating experience
- 130 x 48mm gas lift
- Ratchet height adjustable back/lumbar
- Polyurethane moulded foam
- D1 nylon base with 60mm twin wheel castors
- 2 lever chair - adjustable seat and backrest angle - free floating or lockable
- 3 lever chair - independently adjustable seat and back rest angle - free floating or lockable
- 95% Recyclable
- 8+ sitting hours per day
- 10 year guarantee (excluding fabric)
- 140kg weight rating

Custom requirements

- Customer specified fabric (for seat only) in any of our Standard Quality, High Quality and Premium Quality ranges
- Height and width adjustable arms
- Polished aluminium base
- Soft PU castors
- Small seat 480W x 470D

Jett Black

Jett Navy

Jett Charcoal

Jett Green

Jett Red

Jett Fabrics Range

See our Swatch Library Appendix for the full Jett fabric range



241 Buro Roma HB Chair



The Buro Roma High-Back chair is an affordable, ergonomic chair and a popular choice as a teacher chair. It features a comfortable moulded foam seat and higher back, making it perfect for taller people and those who prefer a soft yet supportive work chair. Available in both a 2 and 3 lever model and a range of easy clean fabrics to suit your needs and environment.

- Overall size: 630W x 600D x 1180H
- Seat size: 520W x 490D
- Back size: 450W x 535D
- Seat height: 460 - 590H
- Comfortable seat and supportive back
- Many seat and back position adjustments enable the user the ultimate office seating experience
- 130 x 48mm gas lift
- Ratchet height adjustable back/lumbar
- Polyurethane moulded foam
- D1 nylon base with 60mm twin wheel castors
- 2 lever chair - adjustable seat and backrest angle - free floating or lockable
- 3 lever chair - independently adjustable seat and back rest angle - free floating or lockable
- 95% Recyclable
- 8+ sitting hours per day
- 10 year guarantee (excluding fabric)
- 140kg weight rating

Custom requirements

- Customer specified fabric (for seat only) in any of our Standard Quality, High Quality and Premium Quality ranges
- Height and width adjustable arms
- Polished aluminium base
- Soft PU castors
- Small seat 480W x 470D



Jett Fabrics Range

See our Swatch Library Appendix for the full fabric range



241 Buro Roma HB 24/7 Chair



The Buro Roma High Back 24/7 Chair is the most resilient of the Roma family. Built to withstand the rigours of multi-user and multi-shift environments without compromising on comfort or support. The heavy-duty base and the 3 lever heavy-duty mechanism with seat slide, delivers superior strength and comfort in an ergonomic desk chair.

- Overall size: 630W x 600D x 1180H
- Seat size: 520W x 410-460D
- Back size: 450W x 535H
- Seat height: 460 - 590H
- Large Aluminium base
- Height and width adjustable arms
- Seat slide adjustment
- 130 x 48mm gas lift
- Ratchet height adjustable back/lumbar
- Independently adjustable seat and backrest angle - free floating or lockable
- Polyurethane moulded foam
- 60mm twin wheel castors
- 95% Recyclable
- 8+ sitting hours per day
- 10 year guarantee (excluding fabric)
- 180kg weight rating

Custom requirements

- Customer specified fabric (for seat only) in any of our Standard Quality, High Quality and Premium Quality ranges
- Soft PU castors



Jett Fabrics Range

See our Swatch Library Appendix for the full fabric range



244 Buro Metro II Chair

buro
ergonomics at work™

The Buro Metro II Chair features the latest technologies in ergonomics, and the sophistication of contemporary fine mesh and elastic knit seat upholstery. With superior quality and comfort, this ergonomic office chair is highly adjustable to suit each user and is a great addition to any office set up.

- Overall size: 630W x 610D x 995H
- Seat size: 520W x 490D
- Back size: 470W x 530H
- Seat height: 470 - 660H
- Ratchet height adjustable back/lumbar
- Independently adjustable seat and back tilt - free floating or lockable
- Standard black nylon base with 60mm castors
- High density polyurethane moulded foam seat
- 8+ sitting hours per day
- 10 year guarantee (excluding fabric)
- 180kg weight rating

Custom requirements

- Customer specified fabric (for seat only) in any of our Standard Quality, High Quality and Premium Quality ranges
- Polished aluminium base
- Height and width adjustable arms
- 3 lever with seat slide
- 4 lever mechanism with deluxe seat tilt and tension adjustment
- Small seat 480W x 470D



Quick-ship



See our Swatch Library Appendix for the full range of fabrics we offer



245 Buro Metro II 24/7 Chair

buro
ergonomics at work™

The Buro Metro II 24/7 Chair features a breathable fine mesh back, and an exceptionally comfortable seat with elastic knit upholstery. Without compromising on comfort, the heavy-duty base and 3 lever heavy-duty mechanism, delivers outstanding ergonomics, strength and support. Superior quality and comfort, this heavy duty, ergonomic office chair is highly adjustable to suit a range of users and is an excellent addition to any office set up.

- Overall size: 630W x 610D x 995H
- Seat size: 520W x 420-470D
- Back size: 470W x 530H
- Seat height: 485 - 615H
- Breathable fine mesh back, and an exceptionally comfortable seat with elastic knit upholstery
- Ratchet height adjustable back/lumbar
- Independently adjustable seat tilt - free floating or lockable
- Independently adjustable back tilt - free floating or lockable
- Depth adjustable seat slide
- High-density polyurethane moulded foam seat
- Polished aluminium base (with reflective silver powder-coated gas lift)
- 60mm castors
- 8+ sitting hours per day
- 10 year guarantee (excluding fabric)
- 180kg weight rating

Custom requirements

- Customer specified fabric (for seat only) in any of our Standard Quality, High Quality and Premium Quality ranges
- Soft PU castors
- Height and width adjustable arms
- Black nylon base



Quick-ship



See our Swatch Library Appendix for the full range of fabrics we offer



246 Buro Metro II 24/7 HB Chair

buro
ergonomics at work™

The Buro Metro II 24/7 High Back Chair features a breathable fine mesh back, and an exceptionally comfortable seat with elastic knit upholstery. Without compromising on comfort, the heavy-duty base and 3 lever heavy-duty mechanism with depth-adjustable seat slide delivers outstanding ergonomics, strength and support.

- Overall size: 630W x 610D x 995H
- Seat size: 520W x 420-470D
- Back size: 470W x 530H
- Seat height: 485 - 615H
- Breathable fine mesh back, and an exceptionally comfortable seat with elastic knit upholstery
- Ratchet height adjustable back/lumbar and independently adjustable seat tilt and back tilt
- Depth adjustable seat slide
- High-density polyurethane moulded foam seat
- Polished aluminium base (with reflective silver powder-coated gas lift)
- 60mm castors
- 8+ sitting hours per day
- 10 year guarantee (excluding fabric)
- 180kg weight rating

Custom requirements

- Customer specified fabric (for seat only) in any of our Standard Quality, High Quality and Premium Quality ranges
- Soft PU castors
- Height and width adjustable arms
- 100mm gas lift for seat height range 465-560H
- Small seat 480W x 470D
- 4 lever seat slide mechanism with deluxe seat tilt and tension adjustment
- Black nylon base



Quick-ship



See our Swatch Library Appendix for the full range of fabrics we offer



662 Buro Mentor

buro
ergonomics at work™

The Buro Mentor features Dynamic Intelligence™ seating technology. This mechanism intuitively responds to your weight and organic movement, supporting optimal posture and active sitting. With a comfortable and supportive mesh back, the Buro Mentor looks as good as it feels.

- Overall size: 635W x 640D x 1020H
- Seat size: 515W x 480D
- Back size: 485W x 575H
- Seat height: 475 - 595H
- Seat depth: 425 - 475D
- Polyurethane moulded foam seat
- Synchronised seat & backrest angle with 4 position locking adjustment
- Superior self weighting tension adjustment, adjusts automatically
- Depth adjustment seat slide
- Black nylon or polished aluminium base
- Adjustable lumbar support
- 60mm soft PU castors
- 8+ sitting hours per day
- 10 year guarantee (excluding fabric)
- 140kg weight rating
- 97% recyclable

Custom requirements

- Customer specified fabric (for seat only) in any of our Standard Quality, High Quality and Premium Quality ranges
- Soft PU castors
- Height, depth and width adjustable arms with soft PU pads
- Upholstered headrest



Quick-ship



See our Swatch Library Appendix for the full range of fabrics we offer



242 Buro Dakota II Chair

buro
ergonomics at work

The Buro Dakota II is a stylish classic for any boardroom or office. This generously sized, heavy duty executive chair, impressively delivers on comfort and support. Designed for big and tall bodies, the Dakota II offers tilt tension adjustment so you can recline at your own comfort or lock it into a fixed position for sitting upright.

Black
PU
Quick-ship



- Overall size: 660W x 730D x 1150H
- Seat size: 540W x 490D
- Back size: 500W x 720H
- Seat height: 470 - 535H
- Adjustable seat height
- Synchronised adjustable seat and back rest angle
- High density polyurethane moulded foam
- Body weight tension adjustment
- Fixed PU capped arm rests
- 60mm castors
- 6-8 sitting hours per day
- 10 year guarantee (excluding fabric)
- 180kg weight rating

664 Chair Mats

Chairmats are essential for protecting your carpet from wearing out quickly in the areas where your office chairs are rolling over regularly. These translucent mats are available in two sizes and feature a keyhole shape, allowing space for your chair and feet. The mats also feature grips that ensure they do not curl up at the edges or move around the floor, creating a tripping hazard.

- **Size A** - 900 x 1200
- **Size B** - 1100 x 1300
- Keyhole-shaped PVC chair mat that is flexible and will protect your carpet from high use wear
- Clear design ensures it will suit any room interior
- Suitable for use on any pile thickness of carpet and with underfloor heating
- Spikes on the underside hold the mat in place
- Provides the user with ease of movement and helps to reduce strain on your back, knees and legs
- Guaranteed against cracking



665 Footrests

Work more ergonomically and comfortably with the addition of an under desk footrest. Available in two options, with the Platinum offering height and angle adjustment and the Black offering angle adjustment only. Manufactured from high grade moulded plastic, both footrests are built to last and work well in the office environment or at home.

- **A - Platinum Footrest**
- Footprint size: 460W x 360D
- High grade moulded plastic
- Height and tilt adjustable
- Platinum colour and premium rubber surface
- 10 year guarantee
- **B - Black Footrest**
- Footprint size: 460W x 360D
- High grade moulded plastic
- Tilt adjustable only
- Black colour
- 10 year guarantee

B



A



Central Normal School

Staffroom furniture upgrade



The staffroom at Central Normal School had become very dated and was in desperate need of a refresh, not only to better utilise the space but also to provide the school's hard working team with a more comfortable place to relax and collaborate.

As long-time customers of EF, Principal Regan Orr and Deputy Principal Elly Warnock had confidence in our products and Territory Account Manager Jono Mills, to bring their staffroom upgrade to fruition.

Planning Process

Planning for the new staffroom began in early 2022 with an initial consultation between Jono, Regan and Elly to determine what the school's vision was for the space. It was clear the old staffroom had not been updated for more many years and was no longer being fully utilised by the school's team.

Creating a modern, multi-functional and communal space was the school's main objective. First and foremost it needed to be a space where staff felt comfortable to eat, relax, catch up and collaborate. Secondly the furniture and layout needed to be versatile enough that it could easily be reconfigured to facilitate team workshops and Board of Trustee meetings.

With the school's vision and brief in hand, Jono got to work identifying the furniture combinations, colour scheme and layout that he believed would best fit the school's requirements. This included development of 3D drawings so that Regan and Elly could better visualise the new space, and make any necessary changes prior to accepting the final quote.

Furniture Solutions

Ultimately the staffroom fit-out included the manufacture and supply of the following items:

- Apollo single seater couches in "Centurion Charcoal" fabric
- Custom squabs for window seat in "Centurion Charcoal"
- iQuad tables - Snowdrift white tops with black powdercoated frames
- iQuad bar leaners - Snowdrift tops with black powdercoated legs
- iQuad Coffee tables - Snowdrift tops and black powdercoated frames
- iQuad tall tables - Snowdrift tops and black powdercoated legs

Delivery and Installation

Delivery and installation of the school's new staffroom furniture came together in July 2022. The new staffroom is both modern and practical and there are of range of options for staff to relax or work. Not only that, the new furniture also offers the flexibility to easily rearrange the single seater chairs to cater to meetings and group activities. Regan, Elly and the Central Normal team were delighted with their new staffroom and have been enjoying utilising the space to its full potential.

4



Section 4

Soft Furnishings

Contact us for a quote!

 sales@educatedfurniture.co.nz

 0508 645 397

 educatedfurniture.co.nz



Our school has been a satisfied customer of Educated Furniture for many years. We have always found them to be helpful, accommodating and prompt to deal with.

Their products always look great in our classrooms and learning spaces and it certainly stands up to the rigours of our modern learning environments.

Property Manager
Katikati Primary School | Katikati



Section 4

Soft Furnishings

Fritters and Bean Bags..... 4-92

Cube Stools and Storage Seats 4-93

Ottomans 4-94

Couches and Arm Chairs 4-100

Booths, Pods and Tiered Seating.....4-103

Fritters and Bean Bags

472 Fritter Floor Cushions

Our Fritter floor cushions are lightweight and easily shifted around the classroom for different floor related activities. Made with heavy duty commercial grade foam and available in a wide range of colours, our Fritters are really useful in primary classrooms, libraries and early childhood centres. We often recommend teaming them up with our 400H kneeler tables to create 'quiet zones'

- 500 diameter x 80D
- Comfortable seating option wherever and whenever you need it
- Easy way to add colour to your learning space
- Ideal for comfortable floor seating
- Lightweight for easy movement around the classroom
- 80mm thick heavy duty commercial grade foam
- Double stitched vinyl covering in any of our Pacifica Vinyl colours
- Easy to stack with or without a trolley
- Easy to wipe down and clean

Optional extras

- Purchase our single, double or triple Fritter Trolley for easy storage and movement of all your fritters when not in use



Cushion Vinyl Colours
See Swatch Library for the full fabric range



472 Fritter Trolleys

Our Fritter Trolleys are heavy duty, mobile units that come in three sizes, for stacked storage of our fritter floor cushions when not in use. Available in our full range of colours/finishes to suit your environment.

- **Single Size** - holds up to 10 Fritters
- **Double Size** - holds up to 20 Fritters
- **Triple Size** - holds up to 30 Fritters
- Holds 10 per row of our Fritter Floor Cushions
- 25mm Melteca base
- Fully mobile with industrial locking castors
- Some basic assembly may be required



Colour range - all of our Melteca units can be made in any of the colours/finishes below



473 Teardrop Bean Bags

Our Tear Drop Bean Bags are a generous size and made with premium quality canvas. They are UV resistant, colourfast and waterproof, creating a comfortable floor seating option for indoor and outdoor use. They are especially popular in libraries and for quiet areas in the classroom.

- Premium canvas fabric that is UV resistant, colourfast and waterproof for indoor and outdoor use
- Bean bags come filled with beans and with liners inside so the canvas fabric can be removed and washed separately
- Black piping feature with interlocking safety zip
- Air vents in the base to prevent stress on the outer fabric and zip when in use
- 1 Year Guarantee - excludes fabric and zips



Cube Stools and Storage Seats

263 Cube Stools

Our Cube Stools are an affordable and multi-functional seating option that can be used with any of our lower tables. They are light and easy to shift around the room for different activities. Cube Stools are especially popular in primary schools when paired with our Horseshoe or Jellybean Tables.


- **A - Small size (junior school/preschool):**
300W x 300D x 300H (junior/pre-school size)
- **B - Large size (senior primary):**
400W x 400D x 400H
- Solid 18mm Melteca base is available in all our colours and finishes
- 50mm heavy duty commercial grade foam top covered in Pacifica Vinyl (or your choice of hardwearing fabric from the rest of our range)
- Glides on the base so they can easily be shifted around the room
- Note: these do not have hinged or lift off tops

Custom requirements

- Can be made to any specified height
- Seat cushion can be covered in any of our Premium, High Quality and Standard Quality fabrics. We strongly recommend using a Fibre Guard fabric that can be cleaned and has very high durability.



Vinyl Seat Colours
See Swatch Library Appendix for the full fabric range



519 Storage Seats

Our practical and versatile Storage Seats offer storage and seating in one, and work well placed against a wall in a quiet part of the classroom. Available in four standard models, or they can be custom-made to your requirements with any storage combination you want.

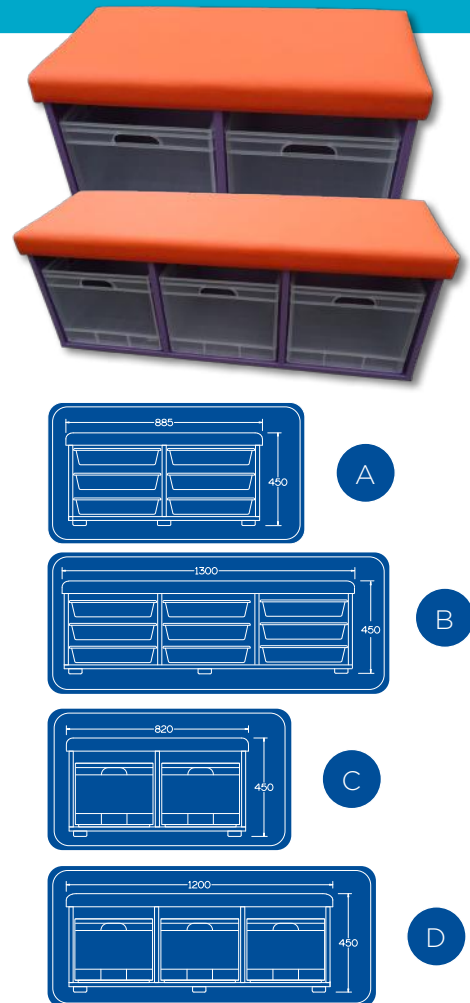
- **A - Tote Tray Two Bay:**
885W x 400D x 450H with 6 Small Tote Trays
- **B - Tote Tray Three Bay:**
1300W x 400D x 450H with 9 Small Tote Trays
- **C - Cube Crate Two Bay:**
820L x 400D x 450H with 2 Cube Crates
- **D - Cube Crate Three Bay:**
1200L x 400D x 450H with 3 Cube Crates
- Solid 18mm Melteca base available in our full colour range below
- 50mm heavy duty commercial grade foam top covered in Pacifica Vinyl (or your choice of hardwearing fabric from the rest of our range)
- Glides on the base so they can easily be shifted around the room
- These do not have hinged or lift off tops

Custom requirements

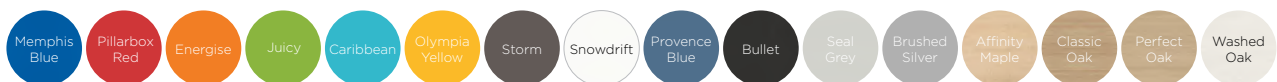
- Can be made to any specified dimensions and with a combination of cube crate and tote tray storage if desired
- Seat cushion can be covered in any of our Premium, High Quality and Standard Quality fabrics. For the educational setting, we strongly recommend using a stain resistant fabric that can be cleaned and has very high durability.



Cushion Vinyl Colours
See Swatch Library for the full fabric range



Colour range - all of our Melteca units can be made in any of the colours/finishes below



Ottomans

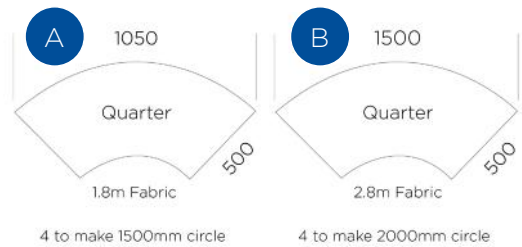

460 Quarter Ottomans

Our Quarter Ottomans are a versatile soft seating option that can be placed in a number of different arrangements to suit your space and needs. They are especially popular in breakout spaces and libraries and can be paired with our round Omega or Orion Tables to create a comfortable working or reading space.

- **A - Small quarter:**
1050W x 500D x Choose your height
Set of four best paired with 900 diameter table
- **B - Large size:**
1500W x 500D x Choose your height
Set of four best paired with 1200 diameter table
- Available in four heights - 350, 400 or 450H
- Look great placed in a set of four creating a circle or as a curved snake shape
- Can be used to help break up a large open space into different zones
- With glides for ease of movement
- Heavy duty commercial grade foam
- Ottomans can be covered in any of our Premium, High Quality and Standard Quality fabrics. We strongly recommend using a stain resistant, very high durability fabric in an educational setting, so that it can be cleaned easily and will withstand the rigors of high use
- 10 year warranty - excludes fabric
- NZ Made



See our Swatch Library Appendix for the full range of fabrics we offer



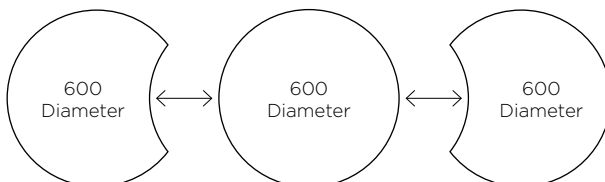
468 Petal Ottomans

Our Petal Ottomans are a versatile soft seating option that can be placed in a number of different arrangements to suit your space and needs. They are especially popular in breakout spaces and libraries, and can be paired with our Round Ottomans to create a comfortable reading space. Available in our full range of fabrics, Petal Ottomans are an easy way to add colour, texture and functional seating to your environment.

- 600 diameter x Choose your height
- Available in four heights - 350, 400 or 450H
- Look great placed together or individually and are designed to fit together with our 600 Diameter Round Ottomans - SKU 462
- Can be used to help break up a large open space into different zones
- Lightweight enough so students and teachers can easily move them around the room
- Heavy duty commercial grade foam
- With glides so they can be slid on carpet
- Petals can be covered in any of our Premium, High Quality and Standard Quality fabrics. We strongly recommend using a stain resistant, very high durability fabric in an educational setting so that it can be cleaned easily and will withstand the rigors of high use
- 10 year warranty - excludes fabric
- NZ Made



See our Swatch Library Appendix for the full range of fabrics we offer



462 Round Ottomans

Our Round Ottomans are a versatile soft seating option than can easily be shifted around to suit your space and needs. They are especially popular in breakout spaces and libraries and can be paired with our classroom tables to create a comfortable working or reading space. They also work really well paired with our Petal Ottomans - SKU 468. Round Ottomans are an easy way to add colour, texture and functional seating to your environment.

- **A** - 600 diameter x Choose your height
- **B** - 900 diameter x Choose your height
- **C** - 1000 diameter x Choose your height
- **D** - 1200 diameter x Choose your height
- Available in four heights - 350, 400 or 450H
- Look great placed alone or with our Petal Ottomans - SKU 468
- Can be paired with our classroom tables to create a working or reading space
- With glides for ease of movement
- Heavy duty commercial grade foam
- Round Ottomans can be covered in any of our Premium, High Quality and Standard Quality fabrics. We strongly recommend using a stain resistant, very high durability fabric in an educational setting, so that it can be cleaned easily and will withstand the rigors of high use
- 10 year warranty - excludes fabric
- NZ Made

Standard Quality Range

High Quality Range

Premium Quality Range

See our Swatch Library Appendix for the full range of fabrics we offer



463 Pentagon Ottomans

Our Pentagon Ottomans are a versatile soft seating option than can be easily placed individually, or in groups to create different arrangements for different needs. They are especially popular in breakout spaces and libraries and can be paired with our classroom tables to create a comfortable working or reading space. Available in our full range of fabrics, Round Ottomans are an easy way to add colour, texture and functional seating to your environment.

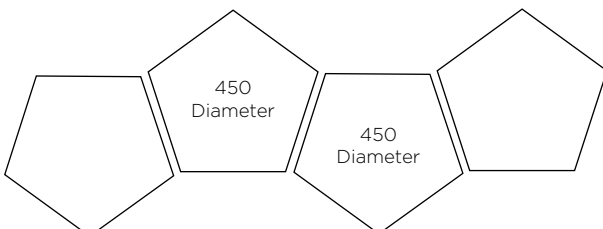

- 550 diameter x Choose your height
- Available in four heights - 350, 400 or 450H
- Look great placed individually or in a variety of different arrangements for group work including a large ring of 10 pentagons
- Can be used to help break up a large open space into different zones
- Lightweight enough so students and teachers can easily move them around the room
- With glides so they can be slid along carpet
- Heavy duty commercial grade foam
- Pentagon Ottomans can be covered in any of our Premium, High Quality and Standard Quality fabrics. We strongly recommend using a stain resistant, very high durability fabric in an educational setting, so that it can be cleaned easily and will withstand the rigors of high use
- 10 year warranty - excludes fabric
- NZ Made

Standard Quality Range

High Quality Range

Premium Quality Range

See our Swatch Library Appendix for the full range of fabrics we offer




470 Square Ottomans

Our Square Ottomans are a versatile soft seating option than can be placed individually or in group arrangements to suit your space and needs. They are an easy way to add colour and functional seating to libraries, breakout spaces, waiting areas and office spaces. Available with steel feet or glides, in four sizes and three height options. Rectangle Ottomans can be made in our full range of fabrics to suit your space.

- **A** - 450W x 450D x Choose your height
- **B** - 900W x 900D x Choose your height
- Can also be made to your specifications on request
- Available in four heights - 350, 400 or 450H
- Can be placed individually or in small groups in quiet spaces in the classroom or library
- Lightweight enough so students and teachers can easily move them around the room
- Work well paired with our classroom tables to create a working or reading space
- Lightweight enough so students and teachers can easily move them around the room
- With glides or steel legs
- Heavy duty commercial grade foam
- Square Ottomans can be covered in any of our Premium, High Quality and Standard Quality fabrics. We strongly recommend using a stain resistant, very high durability fabric in an educational setting, so that it can be cleaned easily and will withstand the rigors of high use
- 10 year warranty - excludes fabric
- NZ Made



See our Swatch Library Appendix for the full range of fabrics we offer




471 Rectangle Ottomans

Our Rectangle Ottomans are a versatile soft seating option than can be placed individually or in groups to suit your space and needs. They are an easy way to add colour and functional seating to libraries, breakout spaces, waiting areas and office spaces. Available in four sizes, three height options and in our full range of fabrics, Square Ottomans can be customised to suit any environment.

- **A** - 1000W x 500D x Choose your height
- **B** - 1200W x 600D x Choose your height
- **C** - 1500W x 600D x Choose your height
- **D** - 1800W x 600D x Choose your height
- Can also be made to your specifications on request
- Available in four heights - 350, 400 or 450H
- Can be used to help break up a large open space into different zones
- Lightweight enough so students and teachers can easily move them around the room
- With glides or steel legs
- Heavy duty commercial grade foam
- Rectangle Ottomans can be covered in any of our Premium, High Quality and Standard Quality fabrics. We strongly recommend using a stain resistant, very high durability fabric in an educational setting, so that it can be cleaned easily and will withstand the rigors of high use
- 10 year warranty - excludes fabric
- NZ Made



See our Swatch Library Appendix for the full range of fabrics we offer



1000W x 500D

1200W x 600D

1500W x 600D

1800W x 600D

461 Curved Ottomans

Our Curved Ottomans are a stylish and functional soft seating option that work best placed in a pair or in a snake shape. They are an easy way to add colour and texture to libraries, breakout spaces, waiting areas and office spaces. Available in one size with glides or steel feet, our Curved Ottomans are the most sophisticated soft seating option in our range. They can be upholstered in our full range of fabrics to suit any environment.

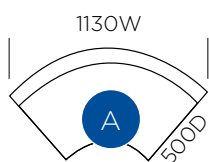
- 1700W x 600D x Choose your height
- Available in four heights - 350, 400 or 450H
- Can be used to help break up a large open space into different zones
- Work best arranged in a pair or with four arranged in a snake shape
- With glides or steel legs
- Heavy duty commercial grade foam
- Curved Ottomans can be covered in any of our Premium, High Quality and Standard Quality fabrics. We strongly recommend using a stain resistant, very high durability fabric in an educational setting, so that it can be cleaned easily and will withstand the rigors of high use
- 10 year warranty - excludes fabric
- NZ Made



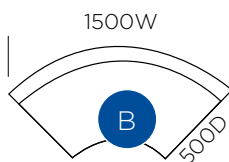
496 Curved Ottomans with Backs

Our Curved Ottomans are a comfortable and versatile soft seating option that can be arranged into a booth setting or into a snake shape as a functional room divider. They are an easy way to add colour and texture to libraries, breakout spaces, waiting areas and office spaces. Available in five sizes/shapes with glides or steel feet, our Curved Ottomans with Backs can be upholstered in our full range of fabrics to suit any environment.

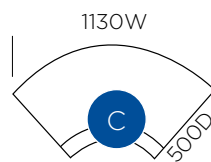
- **A** - 1130mm curve x 500D - Outer back
- **B** - 1500mm curve x 500D - Outer back
- **C** - 1130mm curve x 500D- Inner back
- **D** - 1500mm curve x 500D - Inner back
- **E** - 1500mm straight x 500D
- Seat back heights: 900H
- Overall depth: 600D
- With Glides or steel legs
- Can be used to help break up a large open space into different zones
- Can be arranged to create booth seating and paired with our Orion/Omega Tables or with our Classroom Tables
- Heavy duty commercial grade foam
- We can add backs to most of our shaped ottomans with the option to use contrasting fabrics
- Curved Ottomans with Backs can be covered in any of our Premium, High Quality and Standard Quality fabrics. We strongly recommend using a stain resistant, very high durability fabric in an educational setting, so that it can be cleaned easily and will withstand the rigors of high use
- 10 year warranty - excludes fabric
- NZ Made



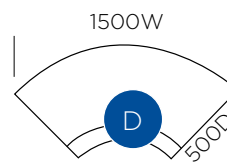
Fabric: 2.5m Seat
4m Back Fabric




Fabric: 2.8m Seat
4m Back Fabric



Fabric: 2.5m Seat
1.5m Back Fabric



Fabric: 2.8m Seat
1.5m Back Fabric



Fabric: 2.6m Seat
3.6m Back Fabric

459 Low Rider Chair

Our Low Rider Chair is super comfortable and a popular option in school classrooms, libraries and breakout spaces. Its lightweight frame ensures that it can be easily shifted around the room and the versatile size makes it perfect for junior and senior years. Available in our full range of fabrics, the Low Rider can be customised to suit any environment.

- Overall size: 470W x 610D x 640H from bottom of the chair to the top
- MDF carcass with high quality, high density, commercial grade foam
- Comes with glides for ease of movement
- Chairs can be placed in a group or individually around a kneeler table or classroom table
- Straight sides also allows chairs to be placed hard up again each other
- Low Rider chairs can be covered in any of our Premium, High Quality and Standard Quality fabrics. We strongly recommend using a stain resistant, very high durability fabric in an educational setting, so that it can be cleaned easily and will withstand the rigors of high use
- 10 year warranty - excludes fabric
- NZ Made

Standard Quality Range

High Quality Range

Premium Quality Range

See our Swatch Library Appendix for the full range of fabrics we offer



701 Orbit Ottomans

Our Orbit Ottoman range is very popular for circular seating needs, (concave and convex) and is also available in straight units - with or without backs. With a wide array of sizes and shapes, the Orbit range is extremely versatile. Pieces can be placed alone or in a variety of configurations to suit different spaces and needs. They come standard with powder-coated sleigh legs, high density seat foam and can be upholstered in any of our vinyl options or heavy duty fabrics, adding colour, texture and functional seating to any space.

- **A1** - Orbit Curved with Back (Concave and Convex) 840L x 600D x 780H
- **A2** - Orbit Curved with Back (Concave and Convex) 840 x 650D x 450H
- **B1** - Straight Chair with Back 600L x 600D x 780H
- **B2** Straight Chair with Arms 650L x 600D x 780H
- **C1** Straight 2 Seater Sofa with Back 1200L x 600D x 780H
- **C2** Straight 2 Seater Sofa without Back 1200L x 600D x 450H
- **D1** Straight 3 Seater Sofa with Back 1800L x 600D x 450H
- **D2** Straight 3 Seater Sofa without Back 1800L x 600D x 450H
- All pieces come with powdercoated steel sleigh legs
- Can be used to help break up a large open space into different zones
- Heavy duty commercial grade foam
- Option to use one fabric or two contrasting fabrics
- Orbit range can be covered in any of our Premium, High Quality and Standard Quality fabrics. We strongly recommend using a stain resistant, very high durability fabric in an educational setting, so that it can be cleaned easily and will withstand the rigors of high use
- 10 year warranty - excludes fabric
- NZ Made

Standard Quality Range

High Quality Range

Premium Quality Range

See our Swatch Library Appendix for the full range of fabrics we offer



709 Toad-Stool Ottomans

Our Toad-Stool Ottomans are a flexible and fun seating option and a great addition to any classroom, library, study area, breakout space or informal area. With small bun feet and profile-cut high-density foam, these precisely panelled stools keep the perfect shape while also providing a comfortable seating option.

Available in the toadstool or straight shape, they can be upholstered in any of our vinyl options or heavy duty fabrics, adding colour, texture and functional seating to any space.

- 440 diameter x 550H
- Comes in the toadstool or straight shape in the same dimensions
- Small bun feet
- Work well paired with any of our classroom tables to create a quiet working area
- Profile-cut high-density foam that keeps its shape
- Lightweight and easily moved around and reorganised
- Toad-Stool Ottomans can be covered in any of our Premium, High Quality and Standard Quality fabrics. We strongly recommend using a stain resistant, very high durability fabric in an educational setting, so that it can be cleaned easily and will withstand the rigors of high use
- 10 year warranty - excludes fabric
- NZ Made

Standard Quality Range

High Quality Range

Premium Quality Range

See our Swatch Library Appendix for the full range of fabrics we offer



702 Tango Ottomans

Our Tango Ottoman range offers flexible seating in breakout spaces, libraries and waiting areas and come in a range of four configurations. Composed of high density foam, Tango Ottomans comes with small bun feet and can be upholstered in any our vinyl options or heavy duty fabrics, adding colour, texture and functional seating to any space.

- Seat height: 450H
- Overall height: 750H
- **A - Angled piece:**
2100L x 1000W x 750H
- **B - Large straight:**
1500L x 1000W x 750H
- **C - Small straight:**
1200L x 1000W x 750H
- **D - Backless half-round:**
700L x 1000W x 700
- **D - Made to your requirements:**
- Choose length x choose width x 750H
- Can be used to help break up a large open space
- Heavy duty commercial grade foam
- Option to choose one fabric or two contrasting/complementary fabrics
- Tango Ottomans can be covered in any of our Premium, High Quality and Standard Quality fabrics. We strongly recommend using a stain resistant, very high durability fabric in an educational setting, so that it can be cleaned easily and will withstand the rigors of high use
- 10 year warranty - excludes fabric
- NZ Made

Standard Quality Range

High Quality Range

Premium Quality Range

See our Swatch Library Appendix for the full range of fabrics we offer



Couches and Arm Chairs

497 Jive Couch Range

Our Jive Couch range offers comfort, style and functionality and is an ideal soft seating solution in libraries, staffrooms, breakout spaces and waiting areas. Available as a single chair, 2 seater and 2.5 seater option, the Jive range can be made to work within any space. Jive's comes standard with powder-coated steel sleigh legs, high density seat foam and can be upholstered in any of our fabric range, adding colour, texture and functional soft seating to any space.

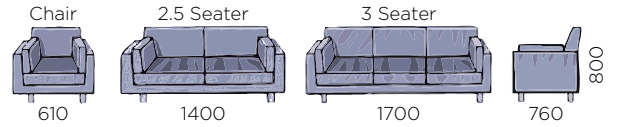
- **Chair** - 610W x 760D x 800H
- **2 Seater** - 1400W x 760D x 800H
- **3 Seater** - 1700W x 700D x 800H
- Ideal for libraries, staffrooms, breakout spaces and waiting areas/receptions
- Heavy duty, high density foam padding for exceptional comfort
- Mid height back for comfort and support
- Jive range can be covered in any of our Premium, High Quality and Standard Quality fabrics. We strongly recommend using a stain resistant, very high durability fabric in an educational setting, so that it can be cleaned easily and will withstand the rigors of high use
- 10 year warranty - excludes fabric
- NZ Made

Feet/frame options

- Standard with 50 x 50 square foot on fixing plate
- Upgrade to full steel 25 x 25 frame with 25 square feet
- Upgrade to full steel 25 x 25 frame with 50 square feet
- Upgrade to full steel 25 x 25 frame with skid base



See our Swatch Library Appendix for the full range of fabrics we offer



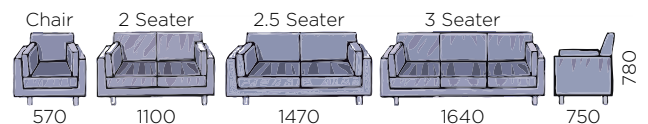
486 Apollo Couch Range

Our Apollo Couches are a compact and armless soft seating range that add comfort and functionality to your space. They are especially popular in reception areas, breakout spaces and staffrooms. Available as a single chair, 2 seater, 2.5 seater and 3 seater option, the Apollo range can be made to work within most spaces. They are especially useful in multipurpose environments such as staffrooms where they can be moved and rearranged easily to suit different activities. Apollo's come standard with powder-coated or chrome legs, high density seat foam and can be upholstered in any of our fabric range.

- **Chair** - 570W x 750D x 780H
- **2 Seater** - 1100W x 750D x 780H
- **2.5 Seater** - 1470W x 750D x 780H
- **3 Seater** - 1640W x 750D x 780H
- Ideal for libraries, staffrooms, breakout spaces and waiting areas/receptions
- Heavy duty, high density foam
- Designed so chairs can be placed hard up against each other to form groups
- 50 x 50 square chrome or powdercoated legs
- Mid height back for comfort and support
- Apollo range can be covered in any of our Premium, High Quality and Standard Quality fabrics. We strongly recommend using a stain resistant, very high durability fabric in an educational setting, so that it can be cleaned easily and will withstand the rigors of high use
- 10 year warranty - excludes fabric
- NZ Made



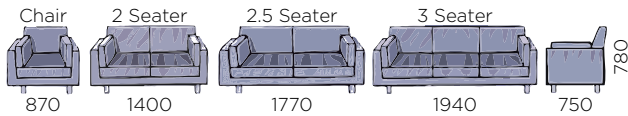
See our Swatch Library Appendix for the full range of fabrics we offer



840 Manhattan Couch Range

Our Manhattan Couch range is simple, timeless and comfortable. Featuring a square arm design and generous seat size, Manhattan's can be placed individually or in groups making them an ideal soft seating solution for staffrooms and waiting areas. Available as a single chair, 2 seater, 2.5 seater and 3 seater option, the Manhattan range can be made to suit just about any open space. Manhattan's come standard with chrome legs, high density seat foam and can be upholstered in any of our fabric range.

- **Chair** - 870W x 750D x 780H
- **2 Seater** - 1400W x 750D x 780H
- **2.5 Seater** - 1770W x 750D x 780H
- **3 Seater** - 1940W x 750D x 780H
- Ideal for staffrooms and waiting areas/receptions
- Heavy duty, high density foam padding for exceptional comfort
- Straight square arms allow chairs/couches to be placed in groups if desired
- Loose seat cushions and fixed seat back
- Standard with square chrome legs
- Mid height back for comfort and support
- Manhattan range can be covered in any of our Premium, High Quality and Standard Quality fabrics. We strongly recommend using a stain resistant, very high durability fabric in an educational setting, so that it can be cleaned easily and will withstand the rigors of high use
- 10 year warranty - excludes fabric
- NZ Made



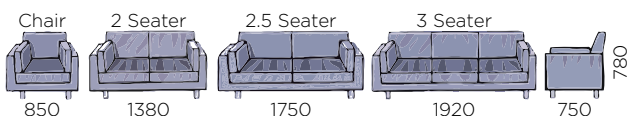
See our Swatch Library Appendix for the full range of fabrics we offer



844 Pluto Couch Range

Our Pluto Couch range is a contemporary style, with loose seat cushions and fixed back, a subtle curve on the outer arm, and comes standard with wooden tapered legs and high-density seat foam. Available as a single chair, 2 seater, 2.5 seater and 3 seater option, the Pluto range is an ideal soft seating solution for staffrooms, waiting areas and receptions. Pluto's can be upholstered in our full fabric range to suit your space.

- **Chair** - 850W x 750D x 780H
- **2 Seater** - 1380W x 750D x 780H
- **2.5 Seater** - 1750W x 750D x 780H
- **3 Seater** - 1920W x 750D x 780H
- Ideal for staffrooms and waiting areas/receptions
- Heavy duty, high density foam padding for exceptional comfort
- Loose seat cushions and fixed seat back
- Standard with square chrome legs
- Mid height back for comfort and support
- Pluto range can be covered in any of our Premium, High Quality and Standard Quality fabrics. We strongly recommend using a stain resistant, very high durability fabric in an educational setting, so that it can be cleaned easily and will withstand the rigors of high use
- 10 year warranty - excludes fabric
- NZ Made



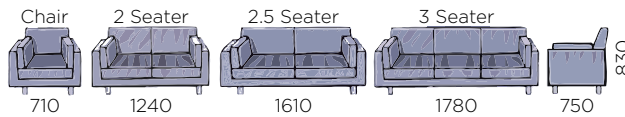
See our Swatch Library Appendix for the full range of fabrics we offer



703 Appian Couch Range

Our Appian Couch Range is a modern, sophisticated and comfortable armchair design that works well in receptions, waiting areas and staffrooms. Available as a single chair, 2 seater, 2.5 seater and 3 seater option, the Appian range can be made to work within most spaces. Appians come standard with high density foam cushions, high-back arms and wooden tapered legs. This range can be upholstered in any of our fabrics, adding colour, texture and functional soft seating to your space.

- **Chair** - 710W x 750D x 830H
- **2 Seater** - 1240W x 750D x 830H
- **2.5 Seater** - 1610W x 750D x 830H
- **3 Seater** - 1780W x 750D x 830H
- Ideal for staffrooms and waiting areas/receptions
- Heavy duty, high density foam cushions and padding for exceptional comfort
- Loose seat cushions and fixed seat back
- Standard with wooden tapered legs
- Narrower seat width and high back arms
- Appian range can be covered in any of our Premium, High Quality and Standard Quality fabrics. We strongly recommend using a stain resistant, very high durability fabric in an educational setting, so that it can be cleaned easily and will withstand the rigors of high use
- 10 year warranty – excludes fabric
- NZ Made



See our Swatch Library Appendix for the full range of fabrics we offer



704 Xena Chair

Our Xena Chair is a modern, stylish and compact chair design that works well in libraries, receptions, waiting areas, staffrooms and breakout spaces. Designed to fit neatly into any corner, the Xena Chair is available in one size and comes standard with high density seat foam and plastic bun feet so it can easily be shifted around. Xena Chairs can be upholstered in any of our fabric range, adding colour, texture and functional soft seating to any space.

- 600W x 600D x 700H
- Ideal for staffrooms, breakout spaces and waiting areas/receptions
- Heavy duty, high density seat foam
- Fixed seat cushion and comfortable wrap around back
- Standard with plastic bun feet
- Compact size so it works well in corners and can be placed alone or in small groups
- Appian range can be covered in any of our Premium, High Quality and Standard Quality fabrics. We strongly recommend using a stain resistant, very high durability fabric in an educational setting, so that it can be cleaned easily and will withstand the rigors of high use
- 10 year warranty – excludes fabric
- NZ Made



See our Swatch Library Appendix for the full range of fabrics we offer



Booths, Pods and Tiered Seating

843 Balance Booth

Our Balance Booth is a contemporary booth seat, available as a single or double sided chair that is ideal as free standing seating in breakout spaces, libraries, waiting areas and staffrooms. Balance Booths are available as a single chair, 2 seater, 2.5 seater and 3 seater and come standard with metal powder-coated legs and high-density seat foam. This range can be upholstered in any of our fabrics to suit your space.

- **Single Sided Chair** - 600W x 600D x 900H
- **Double Sided Chair** - 600W x 1050D x 900H
- **Single Sided 2 Seater** - 1200W x 600D x 900H
- **Double Sided 2 Seater** - 1200W x 1050D x 900H
- **Single Sided 3 Seater** - 1800W x 600D x 900H
- **Double Sided 3 Seater** - 1800W x 1050D x 900H
- Ideal for staffrooms, breakout spaces, libraries and waiting areas/receptions
- Heavy duty, high density foam cushions and padding for exceptional comfort
- Designed so a series of units can be placed hard up against each other or placed individually
- Fixed seat cushions and fixed seat back
- Standard with metal powder-coated legs
- Balance Booths can be covered in any of our Premium, High Quality and Standard Quality fabrics. We strongly recommend using a stain resistant, very high durability fabric in an educational setting, so that it can be cleaned easily and will withstand the rigors of high use
- 10 year warranty - excludes fabric
- NZ Made

Standard Quality Range

High Quality Range

Premium Quality Range

See our Swatch Library Appendix for the full range of fabrics we offer



Single Sided 2 Seater



Double Sided 2 Seater



Single Sided Chairs

841 Domino Booth

Our Domino Booth is a simple modern design that is ideal as free standing seating in breakout spaces, libraries and other open areas. Booths provide a sense of privacy and comfort, allowing users to engage in private conversations or focused work without distractions. Domino Booths are available as a single chair, 2 seater and 2.5 seater size and come standard with classy strong steel legs and high-density seat foam. This range can be upholstered in any of our fabric range to suit your space.

- **Chair** - 860W x 750D x 1320H
- **2 Seater** - 1400W x 750D x 1320H
- **2.5 Seater** - 1600W x 750D x 1320H
- **3 Seater** - 1800W x 750D x 1320H
- Ideal for breakout spaces and libraries
- Heavy duty, high density foam cushions and padding for exceptional comfort
- Fixed seat cushions and fixed seat back
- Standard with strong steel legs
- Domino Booths can be covered in any of our Premium, High Quality and Standard Quality fabrics. We strongly recommend using a stain resistant, very high durability fabric in an educational setting, so that it can be cleaned easily and will withstand the rigors of high use
- 10 year warranty - excludes fabric
- NZ Made

Standard Quality Range

High Quality Range

Premium Quality Range

See our Swatch Library Appendix for the full range of fabrics we offer



705 Caylo Booth

Our Caylo Booth is a refined style of booth seating with fine stitching on the back and soft back pillows. Caylo Booths provide a sense of privacy and comfort, allowing guests to engage in private conversations or focused work without distractions. Ideal as free standing seating in breakout spaces, libraries and other open spaces, Caylo Booths are available as a single chair, 2 seater, 2.5 seater and 3 seater and come standard with round wooden tapered legs and high-density seat foam. This range can be upholstered in any of our fabrics to suit your space.

- **Chair** - 800W x 680D x 1100H
- **2 Seater** - 1400W x 680D x 1100H
- **2.5 Seater** - 1600W x 680D x 1100H
- **3 Seater** - 1800W x 680D x 1100H
- Ideal for breakout spaces and libraries
- Heavy duty, high density foam cushions and padding for exceptional comfort
- Stylish angled side panels
- Provides a sense of privacy and comfort allowing users to work without distractions
- Fine stitching on the back and soft back pillows
- Standard with round wooden tapered legs
- Caylo Booths can be covered in any of our Premium, High Quality and Standard Quality fabrics. We strongly recommend using a stain resistant, very high durability fabric in an educational setting, so that it can be cleaned easily and will withstand the rigors of high use
- 10 year warranty – excludes fabric
- NZ Made

- Standard Quality Range
- High Quality Range
- Premium Quality Range

See our Swatch Library Appendix for the full range of fabrics we offer



706 Clara Booth

Our Clara Booth is a modern booth style, ideal for collaboration, providing a quiet zone for focused work, or just to break up a large shared space. The Clara is fully customisable with options to integrate power solutions, change desk finish, add additional framing for screen mounting, and more. Available as a single and double, the units can be stand alone or connected to create a two or four person booth setting. Clara comes standard with high density seat foam for long lasting use and comfort and can be upholstered in any of our fabric range to suit your space.

- **Single** - 1020W x 670D x 470H
- **Double** - 1520W x 670D x 470H
- **2 Person setting** - 2200W x 1020D x 470H
- **4 Person setting** - 2200W x 1520D x 470H
- Overall height for all sizes: 1400H
- Optional Variations:
 - Seat height and wall height
 - Add desk and choose finish
 - Additional framing in joiner wall for screen mounting, USB and power
- Ideal for breakout spaces, open office spaces, staffrooms and libraries
- Heavy duty, high density fixed foam cushions and padding for exceptional comfort
- Clara provides a sense of privacy and comfort, allowing guests to engage in private conversations or focused work without distractions
- Clara range can be covered in any of our Premium, High Quality and Standard Quality fabrics. We strongly recommend using a stain resistant, very high durability fabric in an educational setting, so that it can be cleaned easily and will withstand the rigors of high use
- 10 year warranty – excludes fabric
- NZ Made

- Standard Quality Range
- High Quality Range
- Premium Quality Range

See our Swatch Library Appendix for the full range of fabrics we offer



707 Malibu Booth

Our Malibu Booth range is a larger style booth with vertical stitching detail down the back. They come with the option to add a wall between them to form a quiet and private meeting pod area and also the addition of a USB/power outlet. Ideal as free standing seating in breakout spaces, libraries and other open spaces, Malibu Booths are available as a single chair, 2 seater, 2.5 seater and 3 seater and come standard with strong steel legs and frame, as well as high density seat foam. This range can be upholstered in any of our fabrics to suit any space.

- **Chair** - 850W x 680D x 1400H
- **2 Seater** - 1500W x 790D x 1400H
- **2 Seater with Wall** - 2 x 2 strs with 1000W wall
- **2.5 Seater** - 1700W x 790D x 1400H
- **3 Seater** - 1950W x 790D x 1400H
- Ideal for breakout spaces and libraries
- Heavy duty, high density fixed foam cushions and padding for exceptional comfort
- Stylish straight side privacy panels
- Designed so a units can be placed hard up against each other or placed individually
- Provide a sense of privacy and comfort, allowing guests to engage in private conversations or focused work without distractions
- Standard with strong steel legs
- Malibu Booths can be covered in any of our Premium, High Quality and Standard Quality fabrics. We strongly recommend using a stain resistant, very high durability fabric in an educational setting, so that it can be cleaned easily and will withstand the rigors of high use
- 10 year warranty - excludes fabric
- NZ Made

Standard Quality Range

High Quality Range

Premium Quality Range

See our Swatch Library Appendix for the full range of fabrics we offer



708 Opera Pod

Our Opera Pod is a stylish soft furnishing, designed to provide a comfortable, personal focused space with curved panels to block out noise and distractions. Due to its compact size, the Opera Pod is well suited to spaces where floor area is scarce and it works really well in libraries and breakout spaces. Opera's can be easily joined together to create a work space hub with the option to add a built in desk and/or power outlets for phone and laptop charging.

The Opera Pod can be upholstered in any of our fabric range, adding colour, texture and functional soft seating to any space.

- 1300 diameter x 1400H
- Ideal for breakout spaces and libraries
- Heavy duty, high density foam cushions and padding for exceptional comfort
- Stylish curved and upholstered privacy panels - 1400m
- Provides a sense of privacy and comfort, allowing guests to engage in private conversations or focused work without distractions
- Standard with powdercoated steel legs
- Opera Pods can be covered in any of our Premium, High Quality and Standard Quality fabrics. We strongly recommend using a stain resistant, very high durability fabric in an educational setting, so that it can be cleaned easily and will withstand the rigors of high use
- 10 year warranty - excludes fabric
- NZ Made

Standard Quality Range

High Quality Range

Premium Quality Range

See our Swatch Library Appendix for the full range of fabrics we offer



Peterhead School

Administration block office furniture upgrade



In June 2021 Peterhead School approached EF to assist with a refresh of the office furniture and storage systems in its administration block. The overarching goal of the upgrade was to make spaces more usable, functional and modern.

Planning Process

During the first site visit to the school, four areas were identified for refurbishment, including the:

- Leaders Den - the Principal and two DP's shared an open office space with a table and chairs but lacked storage or a collaborative work space
- Reception Area - the main reception desk was very dated and built too low for the two receptionists to be comfortably seated
- Resource and Supplies Room - this space was in desperate need of some custom built storage units that fit the space
- Sick bay - this room was also in need of a larger more functional cabinet for medications and supplies to be housed securely

A thorough measure up of all four spaces was completed along with consultation to determine what storage systems the school had a preference for. Floor plans and drawings of each area were developed with proposed furniture options that would work best within the spaces.

Whilst the majority of the proposed items were various iQuad cabinets, there were some modifications required and also a couple of custom items. This included a large mobile workbench for the resource room, to house photocopier paper and the guillotine and a large two person open reception counter (approx. 3000mm long x 900mm deep) with a return and small hutch.

Quote Acceptance

By mid November 2021 the school had the green light to proceed with the upgrade project. A final site visit confirmed the furniture to be ordered (with some minor adjustments) and the two-tone colour scheme for all the furniture was finalised. The primary colour

being "Ash Woodline" along with some drawer and cupboard door fronts to be made in "Storm"

Office Furniture Supplied

Ultimately the administration block refit involved the manufacture and supply of the following:

- iQuad Storage Cabinets and credenzas
- 2400mm Whiteboard Cabinet
- Custom Reception Desk
- iQuad File Drawer Mobile Units
- Buro Metro Chairs
- Open bookshelves
- Custom mobile work bench

Manufacture and Delivery

Manufacture of the school's new office furniture was completed during EF's busiest Christmas period. Despite some Covid related materials issues, the team in the factory did an outstanding job, making sure all the units were completed on time,

Delivery was also a major challenge due to Covid related logistics issues. To get around this, Kirsty, our Sales and Administration Co-ordinator and her husband (a licensed truck driver) pitched in and drove the furniture down to the Hawkes Bay so the school could receive everything on time.

Installation

Placement of all the cabinetry along with wall anchoring was completed onsite by EF. This also included assembly of the custom reception desk and the whiteboard cabinet for the leader's den.

Peterhead's senior leadership and administration team were absolutely delighted with the newly refurbished spaces. The administration block is now modern, spacious and functional with no shortage of storage or work spaces.

5



Section 5

Modular Units & Custom Cabinetry

Contact us for a quote!



sales@educatedfurniture.co.nz



0508 645 397



educatedfurniture.co.nz




The quality of products and the advice and guidance from the team at Educated Furniture, are unquestionably second to none.

I have moved around the country and have been the Principal in a variety of schools and I continue to purchase my school furniture from EF and have never been let down by quality or price.

My advice to any principal looking to purchase school furniture is to get a quote from Educated Furniture. You will save money and your children will benefit from excellent furniture.

Principal
Westbrook School | Rotorua



Section 5

Modular Units and Custom Cabinetry

iQuad Desk Units.....5-110

iQuad Mobile Units.....5-112

iQuad Credenza Units.....5-113

iQuad Storage Units.....5-114

Modular Units.....5-115

Custom Cabinetry.....5-118

iQuad Desk Units

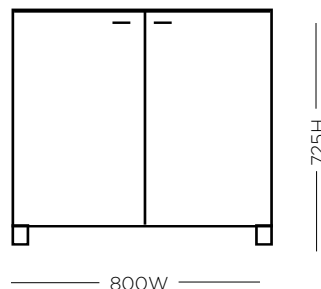
Our iQuad Desk Units are a heavy duty, high quality storage solution with a range of options available. Made at standard desk height, they are designed to create an extension to your desk area or they can be banked together against a wall to create functional storage and an additional work surface. With solid matching backs, the units can also be used to create desk height 'partitions' in a large, open office space with the idea being that desk units can be mixed and matched to create a range of storage options.

808 iQuad Cupboard Desk Unit

- 800W x 600D x 725H
- 25mm carcass and shelves in your choice of colour/finish from our colour range below
- 18mm door fronts in your choice of colour/finish from our colour range below
- Option to have different colours/finishes on the carcass and cupboard doors
- Melteca matching back
- 50 x 50 x 80mm high steel square feet
- Cupboard doors have high quality, soft close Hettich hinges
- 1 adjustable shelf inside

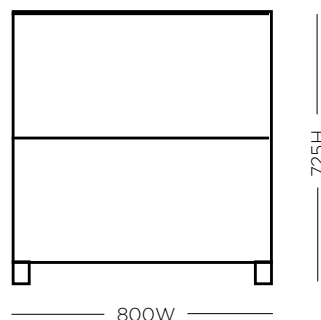
Optional extras

- Add locks for added security



809 iQuad Shelving Desk Unit

- 800W x 600D x 725H
- 25mm carcass and shelves in your choice of colour/finish from our colour range below
- Option to have different colours/finishes on the carcass and shelves
- Melteca matching back
- 50 x 50 x 80mm high steel square feet



810 iQuad Drawer Desk Unit

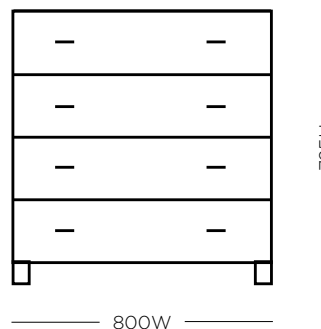
- 800W x 600D x 725H
- 25mm carcass in your choice of colour/finish from our colour range below
- 18mm drawer fronts in your choice of colour/finish from our colour range below
- Option to have different colours/finishes on the carcass and drawer fronts
- Melteca matching back
- 50 x 50 x 80mm high steel square feet
- 4 drawers

Drawer hardware and specifications

- Hettich steel sided, MultiTech drawer system
- 12mm white MDF bases
- Capacity of up to 25kg per drawer
- Drawers can easily be removed when necessary

Optional extras

- Add locks to top drawer or
- Add gang lock to all drawers



Standard drawers feature Hettich MultiTech drawer system - 25kg capacity



Colour range





iQuad Drawers and Hinges



All iQuad cupboards feature soft close Hettich Sensys hinges

Standard drawers feature Hettich MultiTech drawer system - 25kg capacity



Deep drawers feature Hettich InnoTech soft close drawer system - 30kg capacity



811 iQuad File Drawer Desk Unit

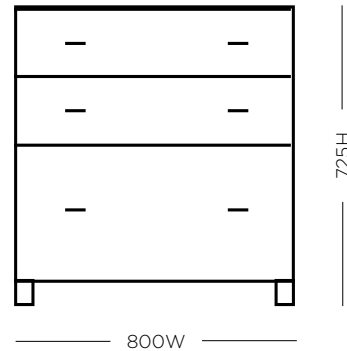
- 960W x 600D x 725H
- 25mm carcass in your choice of colour/finish from our colour range below
- 18mm drawer fronts in your choice of colour/finish from our colour range below
- Option to have different colours/finishes on the carcass and drawer fronts
- Melteca matching back
- 50 x 50 x 80mm high steel square feet
- 2 standard drawers and 1 deep file drawer

Drawer hardware and specifications

- Deep drawer: Hettich InnoTech soft close drawer system - 30kg capacity and 16mm white MDF bases
- Standard drawers: Hettich MultiTech drawer system with 25kg capacity and 12mm white MDF bases
- Drawers can easily be removed when necessary

Optional extras

- Add locks to top drawer or
- Add gang lock to all drawers



Colour range



iQuad Mobile Units

Our iQuad Mobile Drawer units are our highest quality mobile unit, made in heavy duty 18mm board and featuring our steel iQuad handles. Designed to fit tidily under your workstation or desk, our iQuad mobile units providing additional storage without taking up extra floor space. Both of our iQuad Mobile Units come with matching backs and can be ordered in two different colours. Our iQuad Mobile Units are designed so they can be paired with the rest of our iQuad range of desks, workstations and storage systems.

812 iQuad Mobile Four Drawer Unit

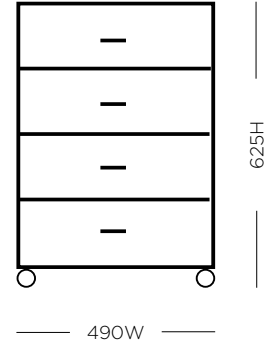
- 490W x 490D x 625H
- 18mm carcass in your choice of colour/finish from our colour range below
- 18mm drawer fronts in your choice of colour/finish from our colour range below
- Option to have different colours/finishes on the carcass and drawer fronts
- Melteca matching backs
- 4 drawers
- Come on twin wheel locking castors
- Heavy duty steel handles

Drawer hardware and specifications

- Hettich steel sided, MultiTech drawer system
- 12mm white MDF bases
- Capacity of up to 25kg per drawer
- Drawers can easily be removed when necessary

Optional extras

- Add locks to top drawer or
- Add gang lock to all drawers



813 iQuad Mobile Three Drawer Unit

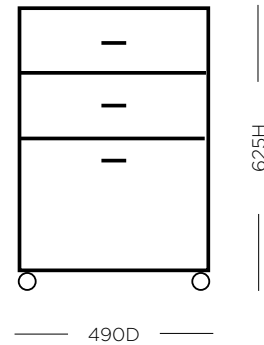
- 490W x 490D x 625H
- 18mm carcass in your choice of colour/finish from our colour range below
- 18mm drawer fronts in your choice of colour/finish from our colour range below
- Option to have different colours/finishes on the carcass and drawer fronts
- Melteca matching backs
- 2 drawers and 1 file drawer
- Come on twin wheel locking castors
- Heavy duty steel handles

Drawer hardware and specifications

- Hettich steel sided, MultiTech drawer system
- 12mm white Melteca bases
- Capacity of up to 25kg per drawer
- Drawers can easily be removed when necessary

Optional extras

- Add locks to top drawer or
- Add gang lock to all drawers



Colour range



iQuad Credenza Units

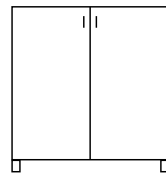
837 iQuad Credenza Units

Our iQuad Credenza Units come at desk height and are designed to create an extension to your desk area, or banked together to create functional storage in your office or administration area. Credenza Units come with solid matching backs so they can also be used as 'partitions' to break up a large office space into individual areas. They all come at the same height and depth so different Credenzas and Desk Units can be mixed and matched to create a range of storage options.

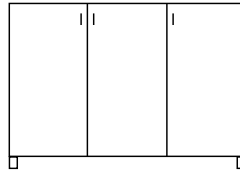
- Choose your width x 600D x 725H
- 25mm carcass in your choice of colour/finish from our colour range below
- 18mm door fronts in your choice of colour/finish from our colour range below
- Option to have different colours/finishes on the carcass and door fronts
- Melteca solid matching backs
- 6 size options to choose from
- 50 x 50 x 80mm high steel square feet
- Heavy duty steel handles
- Cupboard doors have high quality, soft close Hettich hinges
- 1 adjustable shelf inside

Optional extras

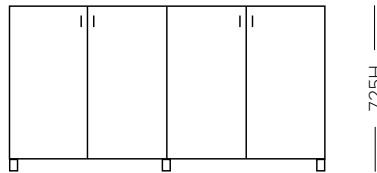
- Add locks to cupboards



800W or 1000W



1200W or 1600W



1800W or 2000W

725H

838 iQuad 'A' Units

Our high quality and heavy duty iQuad 'A' Units can be stand alone or banked together to create stylish and functional storage in your office or administration area. They come with solid matching backs so they can also be used as partitions to break up a large office space. All our iQuad A Units come at the same height and depth so they can be mixed and matched to create a range of storage options. They also pair nicely with the rest of our iQuad desks and storage range.

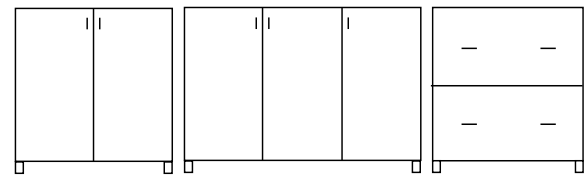
- Choose your width x 600D x 860H
- 25mm carcass in your choice of colour/finish from our colour range below
- 18mm drawer fronts in your choice of colour/finish from our colour range below
- Option to have different colours/finishes on the carcass and door fronts
- Melteca solid matching backs
- 8 size options to choose from
- 50 x 50 x 80mm high steel square feet
- Heavy duty steel handles

Drawer hardware and specifications

- File drawer: Hettich InnoTech soft close drawer system - 30kg capacity and 16mm white MDF bases
- Shallow drawers: Hettich MultiTech drawer system with 25kg capacity and 12mm white MDF bases
- Drawers can easily be removed when necessary

Optional extras

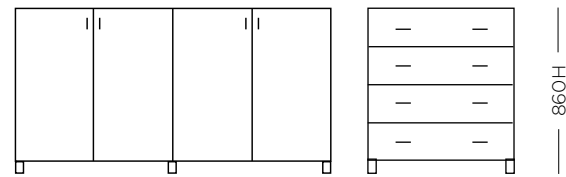
- Add locks to top drawer or
- Add gang lock to all drawers



800W or 1000W

1200W or 1600W

960W
Double File
Drawers




1800W or 2000W

800W
4 Drawer
Unit

860H



Colour range



iQuad Storage Units

These modular units can be mixed and matched to suit any office, staffroom, reception area, resource room or classroom - fitting together to create a tidy, practical and stylish solution to all your storage needs.

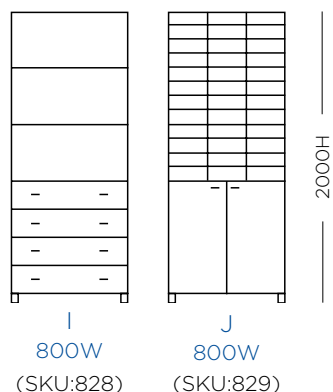
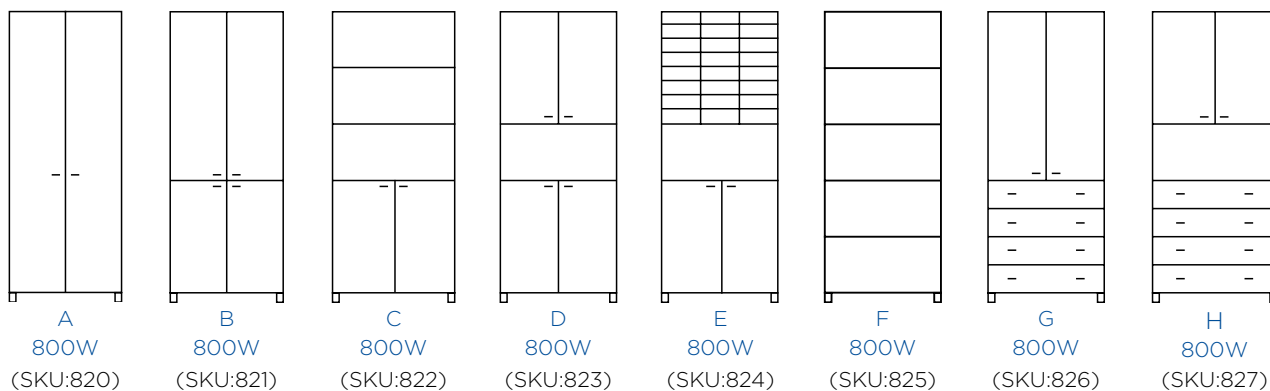
- All units 2000H x 400D or 600D
- 25mm carcass and shelves
- 18mm drawer fronts and doors
- 50 x 50 x 80mm high steel square feet
- Soft close doors
- High quality steel handles
- Melteca matching backs with the option to have different colours/finishes on the inside and outside of the unit



Optional extras

- Add locks to cupboards and or drawers

820-829 iQuad Storage Units 400D



iQuad Drawers and Hinges

We use high quality, soft close Hettich Sensys hinges on all our iQuad cupboard doors

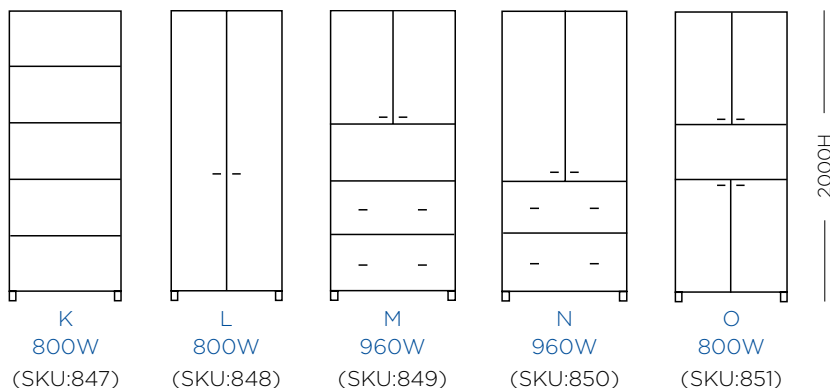


Standard drawers feature the Hettich MultiTech drawer system - 25kg capacity

Deep drawers feature the Hettich InnoTech soft close drawer system - 30kg capacity



847-851 iQuad Storage Units 600D



Colour range



Modular Units

Our modular units are a heavy duty and cost effective range of storage solutions that can be mixed and matched to suit any office, staffroom, reception area, lab room, STEM room, resource room or classroom - pairing together to create a tidy and practical solution to all your storage needs. All Modular Units feature high quality Hettich hinges and drawer systems and are available in our full range of colours/finishes to suit any environment.

550 Moby Unit

Our Moby Units are designed to fit tidily under your workstation or desk, providing additional storage without taking up extra floor space. Available in four different combinations and designed so they can be paired with the rest of our Modular Unit range.

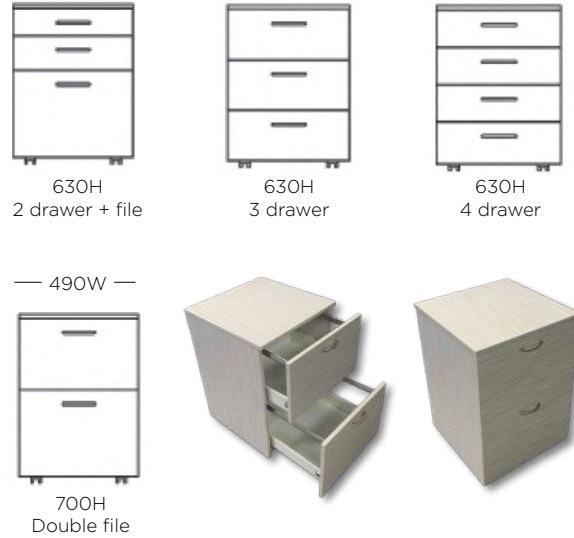
- 490W x 490D x Height
- 18mm carcass and drawer fronts in your choice of colour/finish from our colour range below
- Come on twin wheel locking castors
- 4 drawer combinations to choose from
- Heavy duty steel bow handles

Drawer hardware and specifications

- Hettich steel sided, MultiTech drawer system
- Heavy duty drawers with 12mm white bases
- Drawers can easily be removed when necessary

Optional extras

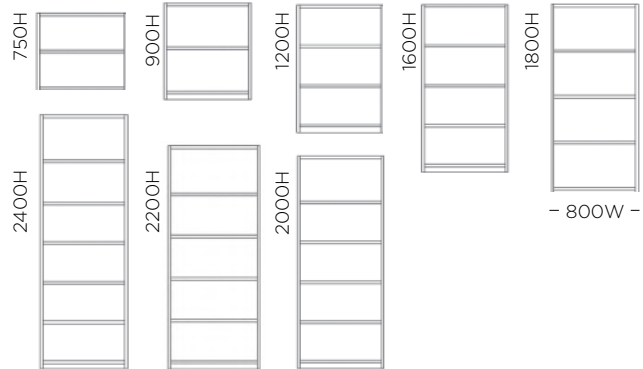
- Add gang lock to all drawers



551 Bookcase Units

Our Bookcase Units work well in libraries, resource rooms, administration areas and classrooms. Available in eight different heights, our Bookcase Units are designed so they can be paired with the rest of our Modular Unit range as well as our workstations and desks.

- 800W x 300D x Choose your height
- 25mm carcass and shelves in your choice of colour/finish from our colour range below
- Come on plinth base
- Adjustable shelves with the option to order extra shelves if required
- 4mm white backs



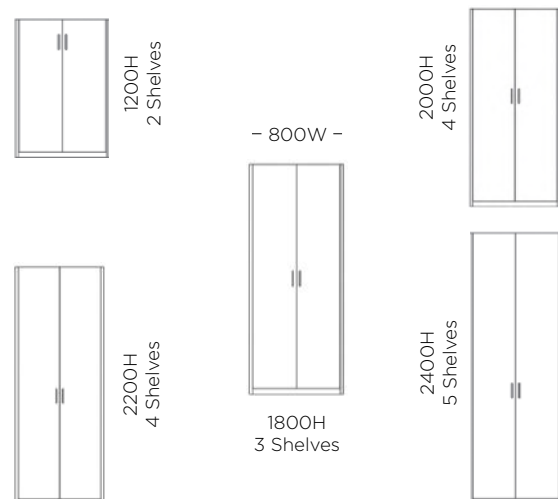
553 Cupboard Units

Our Cupboard Units work well in libraries, resource rooms, administration areas and classrooms. Available in five different heights, our Bookcase Units are designed so they can be paired with the rest of our Modular Unit range.

- 800W x 400D x Choose your height
- 25mm carcass and shelves in your choice of colour/finish from our colour range below
- 18mm doors in your choice of colour/finish from our colour range below
- Come on plinth base
- Adjustable shelves with the option to order extra shelves if required
- 4mm white backs
- Optional locks

Optional extras

- Add locks to cupboards



Colour range



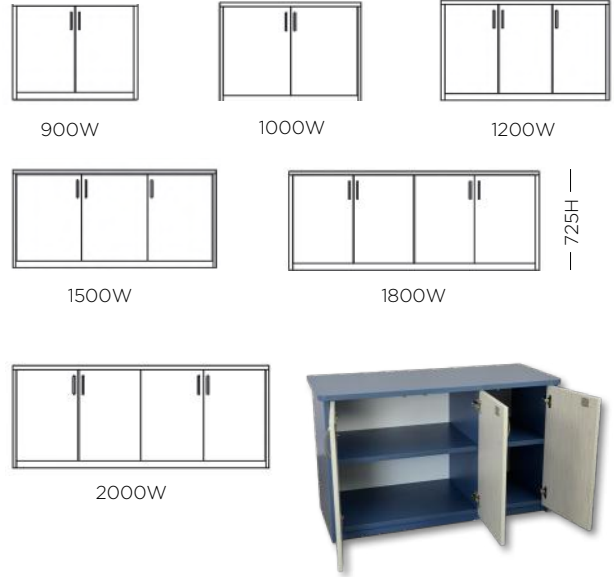
554 Credenza Units

Our Credenza Units come at desk height and are designed to create an extension to your desk area, or can be banked together to create high quality, functional storage in your office or area. They all come at the same height and depth so different A units can be mixed and matched to create a range of storage options.

- Choose your width x 500D x 725H
- 25mm carcass in your choice of colour/finish from our colour range below
- 18mm door fronts in your choice of colour/finish from our colour range below
- Option to have different colours/finishes on the carcass and door fronts
- 4mm white backs
- 6 size options to choose from with plinth base
- Steel bow handles
- Cupboard doors have quality Hettich hinges
- 1 adjustable shelf inside

Optional extras

- Add locks to cupboards




555 A Units

Our 'A' Units come at 900H and can be stand alone or banked together to create plenty of high quality, functional storage in your office or administration area. They all come at the same height and depth so different A units can be mixed and matched to create a range of storage options.

- Choose your width x 500D x 900H
- 25mm carcass in your choice of colour/finish from our colour range below
- 18mm door fronts in your choice of colour/finish from our colour range below
- Option to have different colours/finishes on the carcass and door fronts
- 4mm white backs
- 6 size options to choose from with plinth base
- Steel bow handles
- Cupboard doors have quality Hettich hinges
- 1 adjustable shelf inside

Optional extras

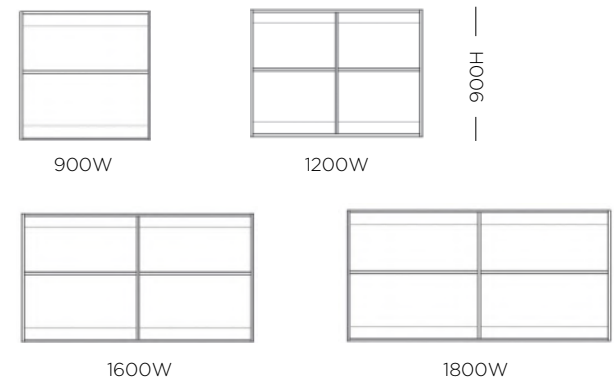
- Add locks to cupboards



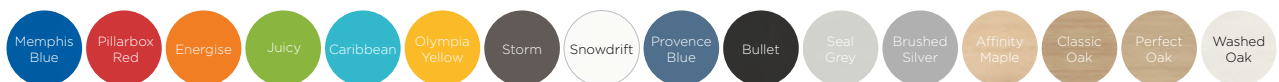
558 Wallmounted Bookcases

Our Wallmounted Bookcase Units come at 900H and can be installed as a stand alone piece or banked together to create large amounts of functional wall storage in an office, school lab, resource room, classroom or administration area.

- Choose your width x 300D x 900H
- 25mm carcass and shelves in your choice of colour/finish from our colour range below
- Option to have different colours/finishes on the carcass and door fronts
- Solid white 18mm white backs
- 4 size options to choose from with plinth base



Colour range



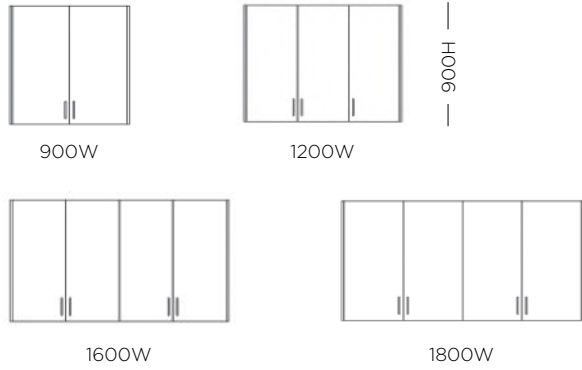
559 Wallmounted Cupboards

Our Wallmounted Bookcase Units come at 900H and can be installed as a stand alone piece or banked together to create large amounts of functional wall storage in an office, school lab, resource room, classroom or administration area.

- Choose your width x 320D x 900H
- 25mm carcass and shelves in your choice of colour/finish from our colour range below
- Option to have different colours/finishes on the carcass and door fronts
- Solid white 18mm white backs
- Steel bow handles
- Cupboard doors have quality Hettich hinges
- 4 size options to choose from with plinth base

Optional extras

- Add locks to cupboards



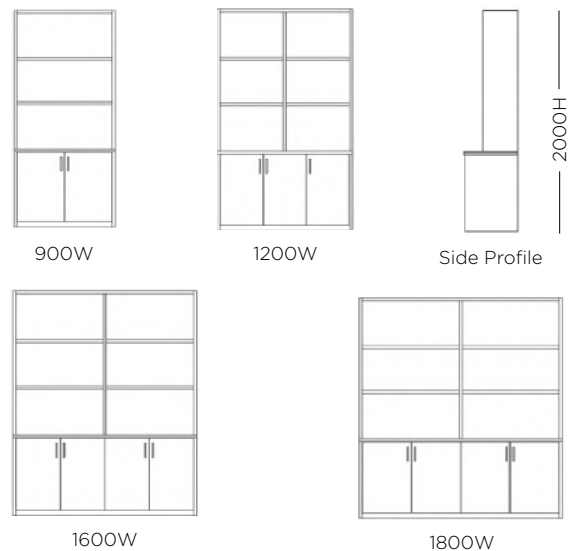
560 Wall Units

Our Wall Units combine our credenza units with hutch shelving above and come in four size options. They can be installed as a stand alone piece or banked together to create large amounts of shelving and cupboard storage in an office, staffroom, resource room, classroom or administration area.

- 2000H x 300D hutch x 500D credenza
- Choose your width
- 25mm carcass and shelves in your choice of colour/finish from our colour range below
- Option to have different colours/finishes on the carcass and shelves/door fronts
- Solid white 18mm white backs
- Steel bow handles
- Cupboard doors have quality Hettich hinges
- 4 size options to choose from with plinth base

Optional extras

- Add locks to cupboards



Colour range



Custom Cabinetry

In addition to our extensive range of furniture, we also manufacture and install custom cabinetry. Our factory has the capability to produce built-in cabinetry to any specification and for any environment, including kitchens, bathrooms, wet areas, changing rooms, storage spaces, staffrooms and resource rooms.

All our cabinetry comes with quality soft close Hettich drawer and hinge systems and can be made in any colour/finish required.

Our Account Managers can help you every step of the way, from assisting with the design and layout, to overseeing installation.

Contact us today to turn your vision into a reality.



Case Study

Kotata Early Childhood Centre

In early 2023 EF completed a large scale custom cabinetry fit out at a brand new ECE in central Whangarei. We liaised closely with both the architect, (who had designed the centre) and the head contractor to ensure the best solution was provided to the client. Ultimately the fit-out included the manufacture, supply and installation of the following units:

- Custom made reception desk with integrated drawers and hutch. This was made to measure, built around walls and pillars and included cable ducting for data and power to be fitted tidily within the desk.
- Staffroom lockers - all doors individually locked and numbered.
- Staffroom kitchen - made to customer specifications with fridge surround and Formica benchtops with coved upstands.
- Main kitchen - commercial grade kitchen units to suit commercial appliances, complete with full custom stainless steel bench tops
- Multiple changing rooms - these included change table bench units with Formica tops and integrated pull out steps, with cupboards and overhead storage for nappies and changing aides.
- Art bench units with overhead storage - split level for adult / toddler use with Formica bench tops and coved upstands.
- Multiple kitchenettes made to customer specifications with fridge surround and Formica benchtops with coved upstands
- Laundry - full built in laundry cabinets with wrap around overhead storage
- Built-in wave shaped shelving units for a large resource room/storage area



Colour range



Long Bay Primary School

New block furniture fit-out



Plans got underway in 2020 for the fit out of a new block of classrooms at Long Bay Primary School. A bright, fresh new look was needed inside the classrooms to match the architecture and design of the new building. Having supported Long Bay Primary with their furniture needs for the past five years, EF Auckland Account Manager, Graham Lyons, was contacted to assist with the school with its latest project.

The Planning Process

Principal Linda Barton (since retired) and Property Manager John Underwood met with Graham directly to discuss their requirements and identify what they wanted to achieve with the fit out. A fresh new look was needed, however due to budget constraints, the new furniture would have to complement existing items that the school already owned.

Classroom Furniture Solutions

The necessity for lots of tidy storage in the classrooms was the first item of discussion. Whiteboard cabinets were identified as an excellent solution, not only because they could provide tidy, usable storage space, but would also create a collaborative work space in each room.

Secondly, the trio identified which of the school's existing furniture could move into the new block and therefore what additional items were needed. With his extensive knowledge of the EF range, Graham provided a list of products, specifications

and colour co-ordinates that would best meet the school's requirements. This also included the supply of makerspace tables and furniture for breakout rooms.

Furniture Supplied

Ultimately the fit out included the supply of the following items:

- Whiteboard Cabinets for storage
- Teacher Work Podiums/Tote Tray Storage Unit
- Double Sided Book Display units
- Cube Box Storage Units
- Tall Tables with Pepper Stools
- EN One Chairs
- Horseshoe Tables with MLE stools and;
- Custom-made cupboards, and shelves.

Delivery and Installation

Graham not only assisted the school with the planning and design of the spaces but also with the installation of the new furniture. The new rooms were clean, bright and inspiring spaces and the school was very satisfied with the final product.

Rowandale School

Staffroom furniture upgrade



Having worked with EF on a number of educational furniture fit-outs over the past 6 years, Rowandale School Principal Karl Vasau gave us the opportunity to quote on a refit he had planned for the school's staffroom.

The existing tables in the staffroom were not working well for them and the seating was tired and dated, so his plan was to replace everything and give the staffroom a new lease on life.

Planning Process

Consultation and planning began in early 2022 when Territory Account Manager Graham Lyons met with Karl to discuss his vision for the new staffroom and to complete a walk-through of the space. The school wanted to create a range of different zones within the staffroom, where staff could relax, catch up, eat and collaborate.

Bringing colour into the room was also important as it needed to reflect the school's brand and philosophy around celebrating diversity. After going through various fabric options it was agreed that the James Dunlop Tapa range would fit their vision perfectly, adding subtle colour and texture to the room through a variety of the upholstered seating options.

Once Graham had a clear understanding of what the school was looking for, he went away to design the spaces and identify the furniture he thought would work best in each zone. A series of CAD drawings were developed so that Karl and Executive Officer Regina Rakich, could visualise the new staffroom from a variety of angles and see exactly what had been quoted.

To complement the bold fabrics on the soft furnishings, Graham recommended keeping all the tables modern and simple with Affinity Maple tops and solid silver iQuad frames. Karl and Regina were really happy with the new look and feel of the staffroom proposal and gave us the green light to proceed with the order.

Furniture Solutions

Ultimately fit out included the manufacture and installation of the following items from our range:

- Mayfair chairs banked together
- iQuad coffee tables in different sizes with Affinity Maple tops
- iQuad tables with square and rectangular tops in Affinity Maple
- Converse bar leaners with Affinity Maple tops
- Emi stools in Anthracite
- Single seater Apollo chairs in James Dunlop Tapa fabrics - Pumice, Lime, Aqua and Aluminium
- Vision chairs in James Dunlop Tapa fabric - Tangelo

Delivery and Installation

The new staffroom is not only functional and stylish but it also suits the diverse and multi-cultural character of the school. Staff members and the leadership team love the new space and are enjoying having a range of places they can both relax and work.



Thanks so much for supporting us with our fit out project. You made things really easy and helped us hugely, especially with your ideas and knowledge of what options could work best.

One of my teachers in the new block commented..Please don't ever shift me into a different class - I love it where I am!

Executive Officer
Cornerstone Christian School | Palmerston North



Contact us for a quote

E sales@educatedfurniture.co.nz

P 0508 645 397

educatedfurniture.co.nz

Connect with us!

