

TAILORED SOLUTIONS FOR YOUR DENTAL PRACTICE

**MCC**  
SINCE  
1969

Dental Cabinet Systems



**26**  
T W E N T Y

PRICE CATALOG



1-800-388-6236  
mccdental.com

## TAILORED SOLUTIONS FOR YOUR DENTAL PRACTICE



With over 50 years of experience behind us, we at MCC pride ourselves in being a leading manufacturer of Tailored and Custom Dental Cabinets. Our dedication and longevity are integrated in the quality and design of our Dental Cabinets.

This enables us to help you build a Total Work Environment that works for you and your new, or preexisting practice. We offer a wide range of Tailored and custom cabinet solutions that best suit your practice needs whether it be Orthodontics, Pediatric Dentistry, Oral Surgery or Endodontics.

We use the highest quality materials available, some imported directly from Italy. We have customers from 35 years ago who still have cabinets they bought at that time. In some ways, it's no different than anything else. Customers who are good at keeping their workspaces clean and dry will have a long life for their furniture. ”

*Giovanni Cocciardi*



*The Cocciardi brothers and the late co-founder Giovanni Cocciardi.*



## HEAD OFFICE:

10721 Keele Street North,  
Maple, Ontario L6A 1S5  
Customer Service **800.388.6236**  
Fax **905.832.0732**  
Website **www.mccdental.com**  
Email **info@mccdental.com**

## CABINET ORDERS

All orders must be placed through an authorized MCC dealer. Minimum retail order is \$60.00. Orders must be submitted with a sketch and floor plan. Orders received will be acknowledged within 72 hours. Please contact our Customer Service Department immediately if your order acknowledgment is not received within this time frame. Order acknowledgments and sketches must be signed by the dealer and returned to MCC within 5 business days. All orders are quoted in retail pricing except for freight, installation/delivery and special color charges, which are quoted at dealer cost. MCC reserves the right to change cabinet designs without notice.

## PLACING AN ORDER (email to: [orders@mccdental.com](mailto:orders@mccdental.com))

When placing a cabinet order, the following must appear on your purchase order:

- Model, Part, Sketch and/or Quote Number
- Date Required and/or Install Date
- Order Date
- Shipping Instructions
- Contact Person and Number
- Signature of Purchaser
- Purchase Order Number
- Cabinet, Countertop and Edging Color
- Accessories and/or Options
- Quantity

## NON STANDARD COLORS

All non-standard color cabinet and countertop orders will incur an upcharge. Add 2-3 weeks to standard lead times for non-standard color cabinet and/or countertop orders.

## CHANGES / MODIFICATIONS

Any major changes and/or modifications made to the original design and/or color of cabinet and/or countertop while in production will incur a 30% recovery fee. This fee recovers work in progress. Changes and/or modifications must be submitted to MCC in writing. Upon review and approval of the changes, the order's shipping and installation dates could shift depending on the degree of changes.

## CANCELLATIONS

Orders cancelled within two weeks of the order date will incur a 40% cancellation fee. This fee recovers material cutting, production time and labor costs. Cancellations must be submitted to MCC in writing. Custom color orders may not be cancelled.

## DELAYED / RESCHEDULED SHIP DATES

Orders which are requested to be rescheduled will be moved to the next available ship date. Orders which are requested to be rescheduled or have delayed shipping, post production, will incur local storage and handling fees until shipped.

## TAILORED SOLUTIONS FOR YOUR DENTAL PRACTICE


COLLECTION/CATEGORY	MODEL	PAGE
<b>15-Year Warranty</b>		<b>5</b>
<b>Our Collections' Features</b>		<b>6</b>
<b>ASEPTX® - 10'-11'-12' Sterilization Centers</b>	AXST10, AXST11, AXST12	<b>7-8</b>
	Steri Centers Measurements & Tower Options	<b>9-10</b>
	Steri Centers with Ultrasonic Drop Down and Storage measurements	<b>11</b>
<b>Clean Prep Station</b>	Configurations, Features and Options	<b>13-14</b>
<b>SIGNATURE COLLECTION</b>		<b>15-29</b>
<b>Signature - Rear Cabinets</b>	Configurations, Features and Options	<b>16-17</b>
<b>Signature - Side Cabinets</b>	Configurations, Features and Options	<b>18-19</b>
<b>Signature - Rear and Side Cabinets</b>	Rear and Side Measurements	<b>20</b>
<b>Signature - Rear and Side Cabinets Options</b>	Monitor Mounts, Control Options etc.	<b>21</b>
<b>Signature - 10'-11'-12' Sterilization Centers</b>	Configurations, Features and Options	<b>22-24</b>
	Steri Centers Measurements	<b>25</b>
	Steri Centers with Ultrasonic Drop Down, Storage measurements and Tower Options	<b>26</b>
<b>Signature - Center Island</b>	Configurations, Features and Options	<b>27-28</b>
	Center Island Measurements	<b>29</b>
<b>TAILORED COLLECTION</b>		<b>31-42</b>
<b>Tailored - Rear Cabinets</b>	Custom Build Configurations, Features and Options	<b>32-35</b>
<b>Tailored - Side Cabinets</b>	Configurations, Features and Options	<b>36</b>
<b>Tailored - Center Island</b>	Configurations, Features and Options	<b>37</b>
<b>Tailored - 10'-11'-12' Sterilization Centers</b>	Configurations, Features and Options	<b>38-40</b>
	Steri Centers Measurements	<b>41</b>
	Steri Centers with Ultrasonic Drop Down, Storage measurements and Tower Options	<b>42</b>
<b>ALLURE COLLECTION</b>		<b>43-81</b>
<b>Allure - Rear Cabinets</b>	Configurations, Features & Options	<b>45-49</b>
<b>Allure - Rear Cabinets</b>	Measurements	<b>50</b>
<b>Allure - 42" Rear Cabinets with Sink</b>	Configurations, Features & Options	<b>51-54</b>
<b>Allure - 42" Rear Cabinets with Sink</b>	Measurements	<b>55</b>
<b>Allure - 36" Rear Cabinets with Sink</b>	Configurations, Features & Options	<b>56-58</b>
<b>Allure - 36" Rear Cabinets with Sink</b>	Measurements	<b>59</b>
<b>Allure - Rear Cabinets with Sink</b>	Measurements, Top and Side view	<b>60</b>
<b>Allure - Side Cabinets</b>	Configurations, Features & Options	<b>61-63</b>
<b>Allure - Side Cabinets</b>	Measurements	<b>64-65</b>
<b>Allure - Rear Cabinets</b>	Control Options	<b>66</b>
<b>Allure - Center Island</b>	Configurations, Features & Options	<b>67-69</b>
<b>Allure - Center Island</b>	Measurements	<b>70</b>
<b>Allure - T-wall cabinets</b>	Configurations, Features, Options & measurements	<b>70-71</b>
<b>Allure - Pediatric Bench</b>	Configurations, Features, Options & measurements	<b>72</b>
<b>Allure - Work Station</b>	Configurations, Features, Options & measurements	<b>73-74</b>
<b>Allure - 10'-12'-14' Sterilization Centers</b>	Configurations, Features & Options	<b>75-78</b>
	Allure Steri Centers & Tower options Measurements	<b>79-80</b>
	Steri Centers with Ultrasonic Drop Down and Storage measurements	<b>81</b>
<b>Custom Cabinets</b>	Custom Configurations	<b>83-86</b>
<b>Ortho Systems</b>	MFO2421, MFO2428	<b>87-88</b>
<b>Mobile Carts</b>	Promotional	<b>89-91</b>
	Series 1000	<b>92-93</b>
<b>MCC Featured Colors</b>		<b>94</b>
<b>Pediatric Benches</b>	PB1000, PB2000	<b>95-96</b>
<b>Recovery Beds</b>	RB1000, RB2000	<b>97-98</b>
<b>VistaClear/VistaPure</b>	Vista Clear Cabinet	<b>99</b>
<b>Accessories - Handles</b>	Handles	<b>100</b>
<b>Accessories - Delivery Systems</b>	MCT500PM, MCT520PM, MCT600PK,	
	Vacuum Packages	<b>101-102</b>
<b>Accessories - Plumbing</b>	Plumbing	<b>103-104</b>
<b>Accessories - Waste</b>	Waste & Sharps	<b>105</b>
<b>Why Choose MCC Dental</b>		<b>106-108</b>
<b>MCC vs. Local Contractor Compare</b>		<b>109</b>
<b>Terms and Conditions/Warranty</b>		<b>110-111</b>

03.2026.upd

# WE HAVE YOU COVERED

At MCC Dental we stand behind our products with a **Fifteen (15) Year** casework warranty (please see page 108 for the Allure Collection 10-Year Warranty).

We want every MCC Dental customer to be satisfied and covered for a long time because, with more than 50 years in the business, we believe that our cabinets are built to last, with a craftsmanship and passion that distinguish us from our competitors. Whether it's modular, custom construction, sterilization or mobile cabinetry, our philosophy is always to design and deliver the absolute best and durable cabinets for your dental office.



# OUR COLLECTIONS' FEATURES

COMPONENTS		ASEPTX®	SIGNATURE	TAILORED	ALLURE
<b>Cabinets Subbase</b>	6" - High Density Polymer (HDPE)	●	●	●	
	Stainless steel laminate with marine grade plywood substrate				●
	Integrated leveling feet	●	●	●	●
	Mounting hardware provided for wood and concrete floor anchoring	●	●	●	●
	Top down utility access	●	●	●	●
<b>Casework (internal)</b>	High Density Polymer	●			
	Finished High Density Polymer	●			
	Industrial grade particleboard (45-50+ lb./ 20-22 kg density)		●	●	●
	1 mm edgeband color matched to outer casework		●	●	
	White melamine covering		●	●	●
	100% Recycled board		●	●	●
	Sterilization towers High Density Polymer	●	●	●	●
<b>Outerheads (external)</b>	High Density Polymer	●			
	Finished High Density Polymer Edges	●			
	Industrial grade particleboard (45+ lb./ 20+ kg)		●	●	●
	1-2 mm color- and pattern-matched edgebanding		●	●	●
	High-pressure decorative laminate		●	●	●
<b>Drawers</b>	Smooth soft-close	●	●	●	●
	Adjustable/removable fronts	●	●	●	
	Adjustable				●
<b>Shelves</b>	5/8" plywood shelves	●	●	●	●
	Adjustable solid surface shelves for Clean Modules	●	●	●	●
	Pullout autoclave shelves holds up to 200 lbs.	●	●	●	●
	Glass shelves Rear upper module		●		
<b>Doors Hardware</b>	Optimal 5" brushed metal handles	●	●	●	●
<b>Countertops</b>	Fastened in place (removable)	●	●	●	●
<b>Task Lighting</b>	Custom MCC LED lights with switch/transformer	●	●	●	●
<b>Electrical</b>	Custom MCC Medical Grade electrical outlet	●	●	●	●
	MCC 4 Port USB Docking Station with Power Supply		●	●	
<b>Casework Warranty</b>	15-Year Warranty	●	●	●	
	10-year Warranty				●
<b>Customization</b>	Yes			●	
	Only choice of multiple pre-designed cabinets with options	●	●		●

TAILORED SOLUTIONS FOR YOUR DENTAL PRACTICE

# ASEPTX<sup>®</sup> STERILIZATION

New advancements in antimicrobial materials, combined with our industry leading design, make our Aseptx<sup>®</sup> Sterilization centers the most advanced units on the market.



\*Note: This product does not protect users or others from disease-causing bacteria. Always clean this product thoroughly after use.




For more information, contact MCC at 1-800-388-6236 or visit [www.mccdental.com](http://www.mccdental.com)

## ASEPTX® STERILIZATION CENTER

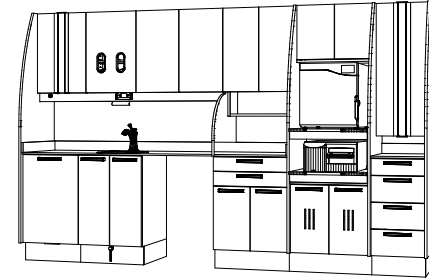
### ASEPTX® STERILIZATION CENTER

#### ASEPTX® STANDARD FEATURES

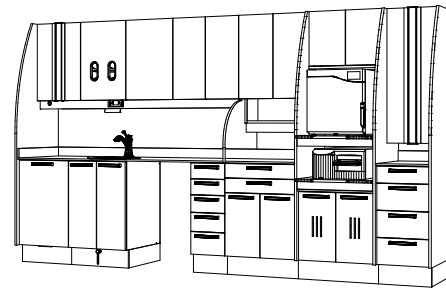
- Standard solid surface countertop
- No seam construction, impervious to water
- 99.99% Antimicrobial performance
- Stain-Resistant • UV stable
- Red/Blue (Dirty/Clean) indicators
- 4 separate areas for: receiving and cleaning, preparation and packaging, sterilization, sterile clean storage
- Impervious to water damage
- Under mounted stainless steel sink
- Hardware and plumbing fixtures included
- Foot activated waste drawer
- Soft-close drawers & doors
- 1/4" finished back
- Solid Surface pullout autoclave shelves holds up to 200 lbs.
- 3 lengths available, 10', 11' and 12'



**AXST10** Total length 121"



**AXST11** Total length 133"



**AXST12** Total length 145"

Cabinet	Retail	Select
<b>AXST10</b>		<input type="checkbox"/>
<b>AXST11</b>		<input type="checkbox"/>
<b>AXST12</b>		<input type="checkbox"/>

#### OPTIONAL ACCESSORIES

Select Your Options	Part Number	Retail	Select
High Volume Evacuator (HVE) Sink Side with Countertop Holder	MCHVE1		<input type="checkbox"/>
Tapmaster Hands Free Water Activation System	MP1775	Included	<input type="checkbox"/>
Clean and Dirty (Blue/Red) Indicator Lights	MPSLBH/MPSLRH	Included	<input type="checkbox"/>
LED Task Lighting - 45"	MPTL45H	Included	<input type="checkbox"/>
Recessed Digital Clock/Timer	MP14R		<input type="checkbox"/>
<i>Reverse Configuration Available. Please specify</i>			<input type="checkbox"/>

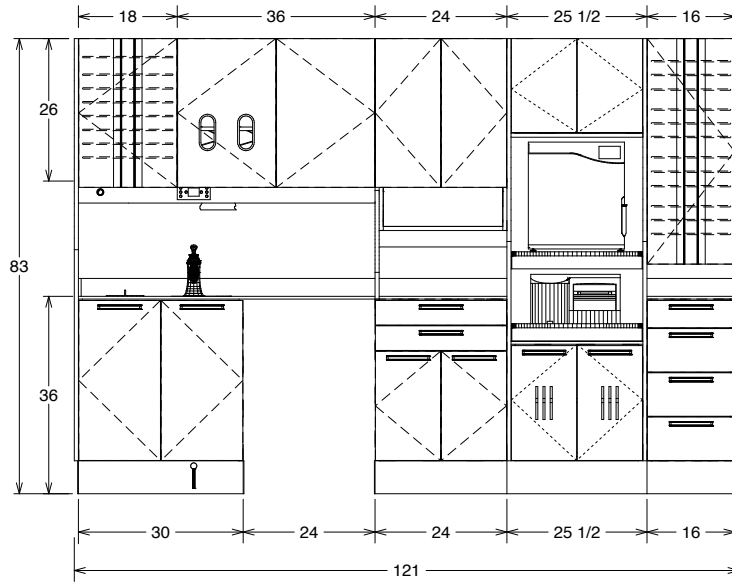
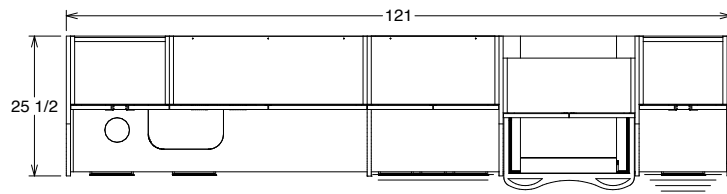
#### COUNTERTOP WITH ULTRASONIC DROP DOWN AND STORAGE OPTIONS

Select Your Options (see page 11)	Part Number	Retail	Select
Countertop with Ultrasonic Drop Down (with ST11 and ST12 only)	AXSTDD11 or AXSTDD12		<input type="checkbox"/>
Storage Cabinet in Lieu of Washer Opening	AXSTS10 or AXSTS11 or AXSTS12		<input type="checkbox"/>

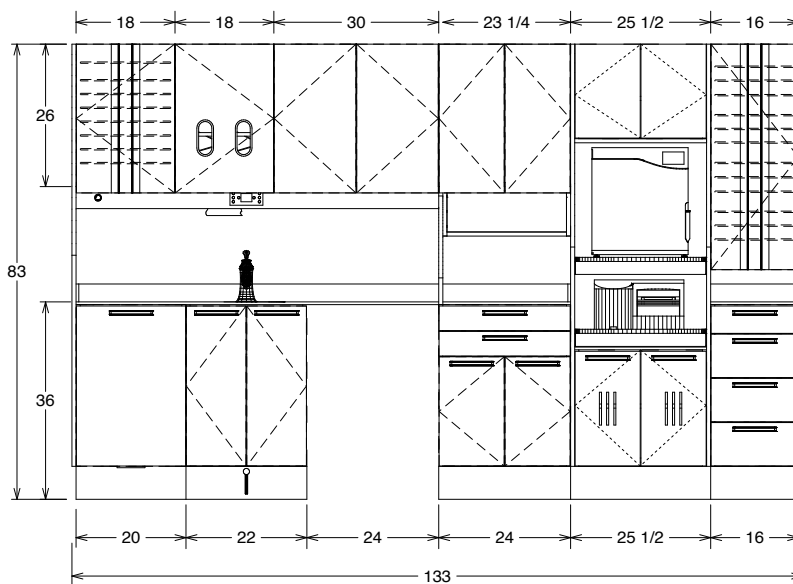
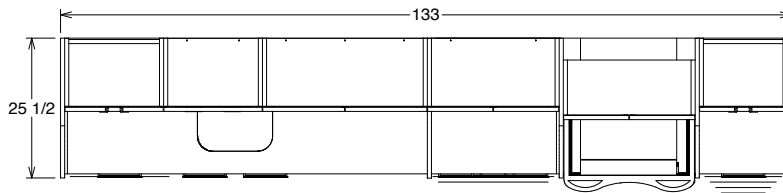
#### TOWER AND PANTRY OPTIONS

Select Your Optional Steri Tower (see bottom of page 10)	Part Number	Retail	Select
Tower 1 - Holds 2 Small Washer Units. Solid surface pull-outs.	AXTWR1	N.C.	<input type="checkbox"/>
Tower 2 - Holds 2 Sterilizers 1 Statim. Solid surface pull-outs.	AXTWR2		<input type="checkbox"/>
Tower 3 - Holds 2 Sterilizers 1 Statim. Solid surface pull-outs.	AXTWR3		<input type="checkbox"/>
Tower 4 - Holds 2 Sterilizers. Solid surface pull-outs.	AXTWR4	N.C.	<input type="checkbox"/>
Manual pull-out pantry with blue light indicator. Height 83".	P5000MX		<input type="checkbox"/>

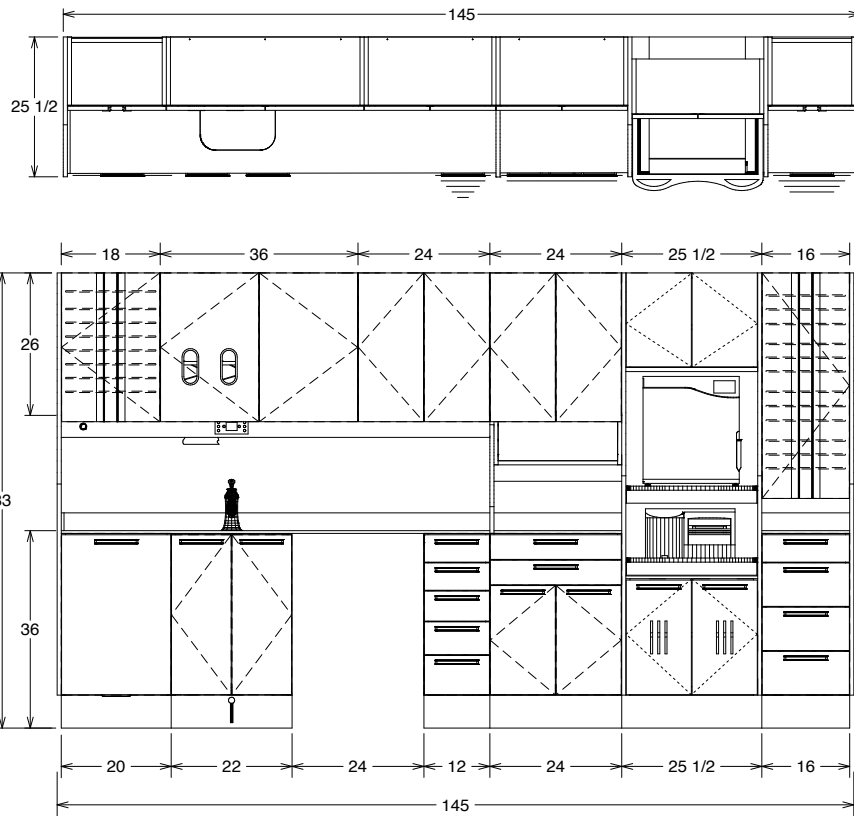
# ASEPTX® STERILIZATION CENTER MEASUREMENTS



AXST10

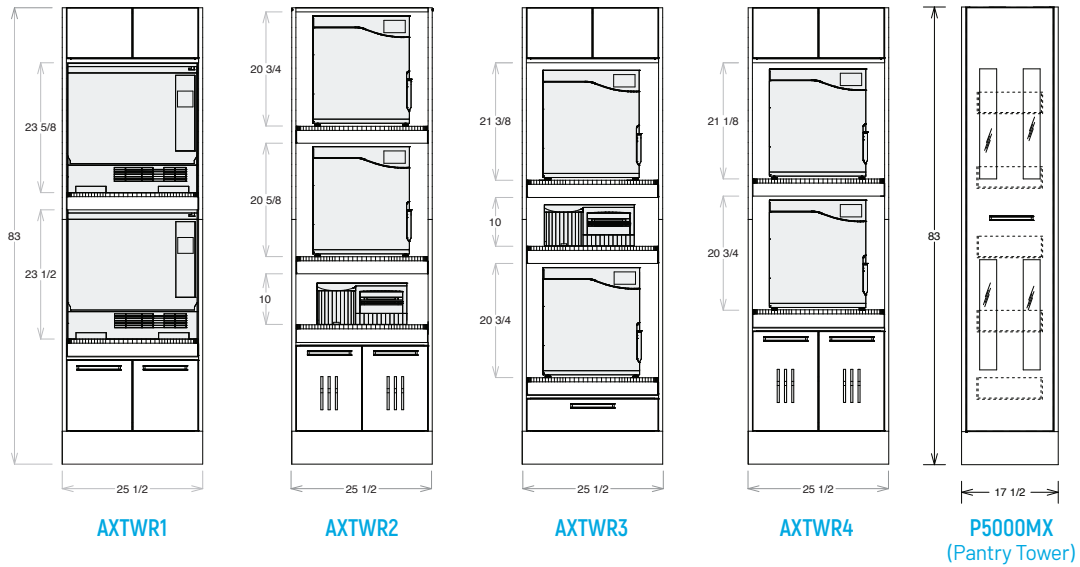


AXST11



AXST12

Tower Options



AXTWR1

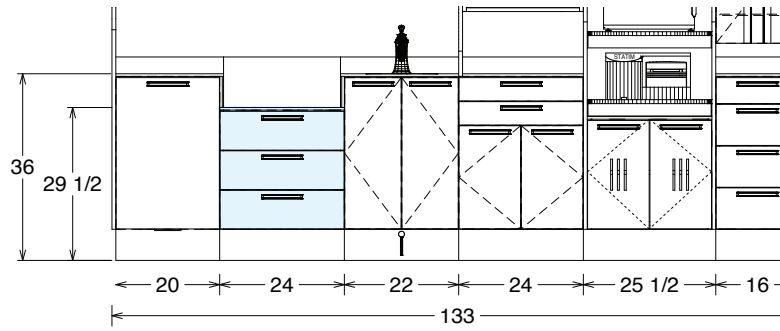
AXTWR2

AXTWR3

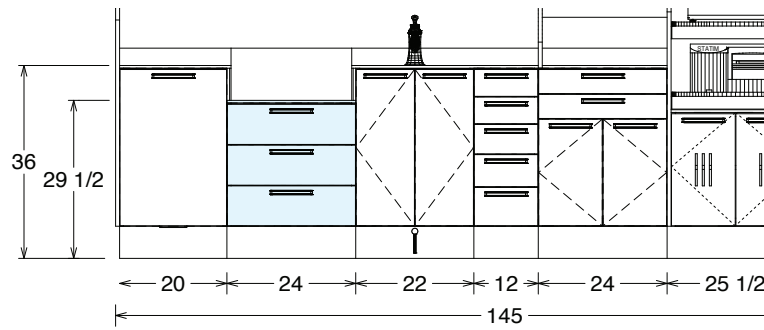
AXTWR4

P5000MX  
(Pantry Tower)

ASEPTX® Sterilization Centers with Ultrasonic Drop Down Option

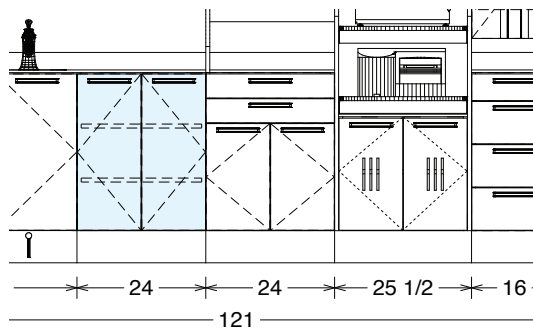


AXSTDD1

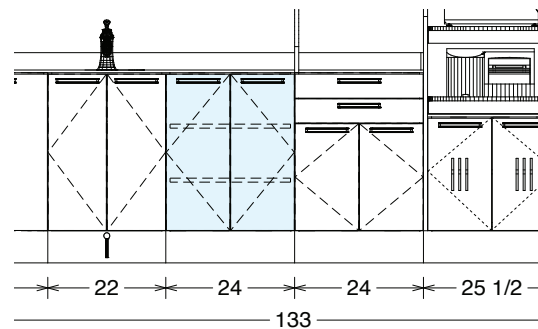


AXSTDD12

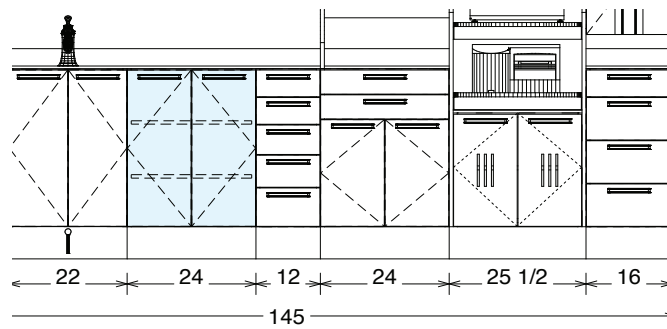
ASEPTX® Sterilization Centers with Storage Option



AXSTS10



AXSTS11



AXSTS12

TAILORED SOLUTIONS FOR YOUR DENTAL PRACTICE

# CUSTOM M2M PHOTO GALLERY



# CLEAN PREP STATION

Personally Customized to prep Tubs and Trays for patients. Can be Color coded for multiple providers and procedures. Bins can be easily removed for restocking of materials. The lower drawers allow to organize bins and materials for every Dental procedure. *We can customize it to fit every practice's need for space, 16" deep to whatever size is needed.*

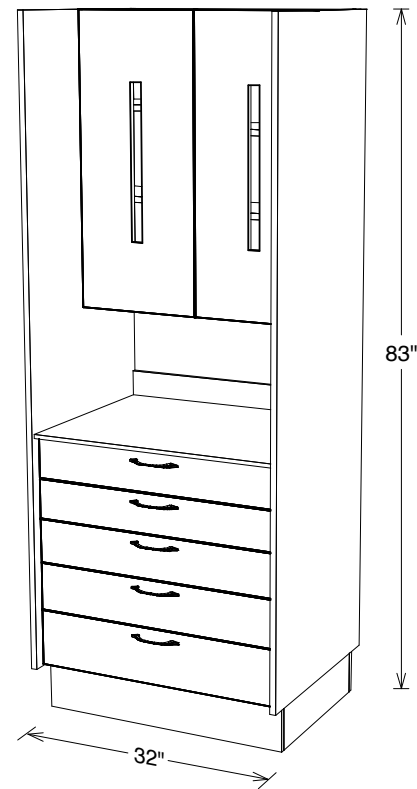


CLEAN PREP STATION

CLEAN PREP STATION

KEY FEATURES

- Personally Customized to prep your Tubs and Trays for you patients. Can be Color coded for multiple providers and procedures.
- Bins can be easily removed for restocking of materials.
- Clear plastic bins allow you to effectively keep your items organized and stock in order.
- The key to organization in your dental practice.
- Lower drawers allow for you to organize bins and materials for every Dental procedure.
- We can customize it to fit your practice's need for space, 16" deep to whatever size is needed.



CLEAN PREP STATION PRICING

Cabinet	Retail
MCCPrepStation	

OPTIONS

Optional Accessories	Part Number	Retail	Select
Large Bin with Lid	UCBLBWL		<input type="checkbox"/>
Small Bin with Lid & Z clip	UCBSBWL		<input type="checkbox"/>
Tip Out 5 Bin Rack	UCBT05BR		<input type="checkbox"/>
Ultra Clear Bins (12 small bins, 4 Large Bins, 1 tip out 5 bin rack)	UCB		<input type="checkbox"/>
LED Task Lighting - 24"	MPTL24H		<input type="checkbox"/>
Clean Blue Indicator Lights	MPSLBH		<input type="checkbox"/>



Available in custom optional sizes built for your Practice.

TAILORED SOLUTIONS FOR YOUR DENTAL PRACTICE

# SIGNATURE COLLECTION

SIGNATURE COLLECTION

MCC's new Signature Collection  
is a celebration of craftsmanship,  
quality and design efficiency.



2026 Models



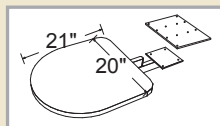
For more information, contact MCC at 1-800-388-6236 or visit [www.mccdental.com](http://www.mccdental.com)

## SIGNATURE COLLECTION - REAR CABINETRY

## SIGNATURE REARS

## KEY FEATURES

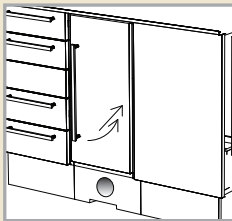
- Lift up door system for easy access to cassettes and CPU
- Valance with LED Task Lighting and panel mounted On/Off switch and recessed Digital Timer/Clock
- Flip down upper door with glove dispensers and storage for additional glove boxes
- 2 Midsection options: with medical grade electrical outlets and glass shelf or with swing-out Solid Surface trays
- Midsection Side access storage for compact CPU
- Brushed Nickel Bar Pulls
- Soft Close Full Extension Drawers
- Water resistant polymer subbase with levelling legs
- Solid Surface countertop with 1" build up
- MCCPN502 Sliding Monitor Mount
- Work Surface included



21" X 20" Work Surface  
0023 806 Arm Assembly  
0010 086 11" X 14 1/2" Black Plate

## OPTIONS

Full height door for under cabinet control (Control not included)



MCCPN182 - Over cabinet Monitor Mount with Handle - \$4,407.00



## SR44A Options for Doctor and Assistant's package



MC2184BS  
Under Surface 3HP Automatic Control with Vacuum Package and Clean Water, 2 HVE, 1 SE



MC1284 - Assistant's Central Vacuum Under Surface Package with Rotating Mount, 2 HVE, 1 SE, Clean Water & Air Only Shutoff & Regulator

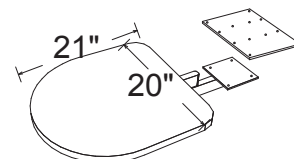
**Note: Controls are not sold separately.**

## Doctor's Control Options

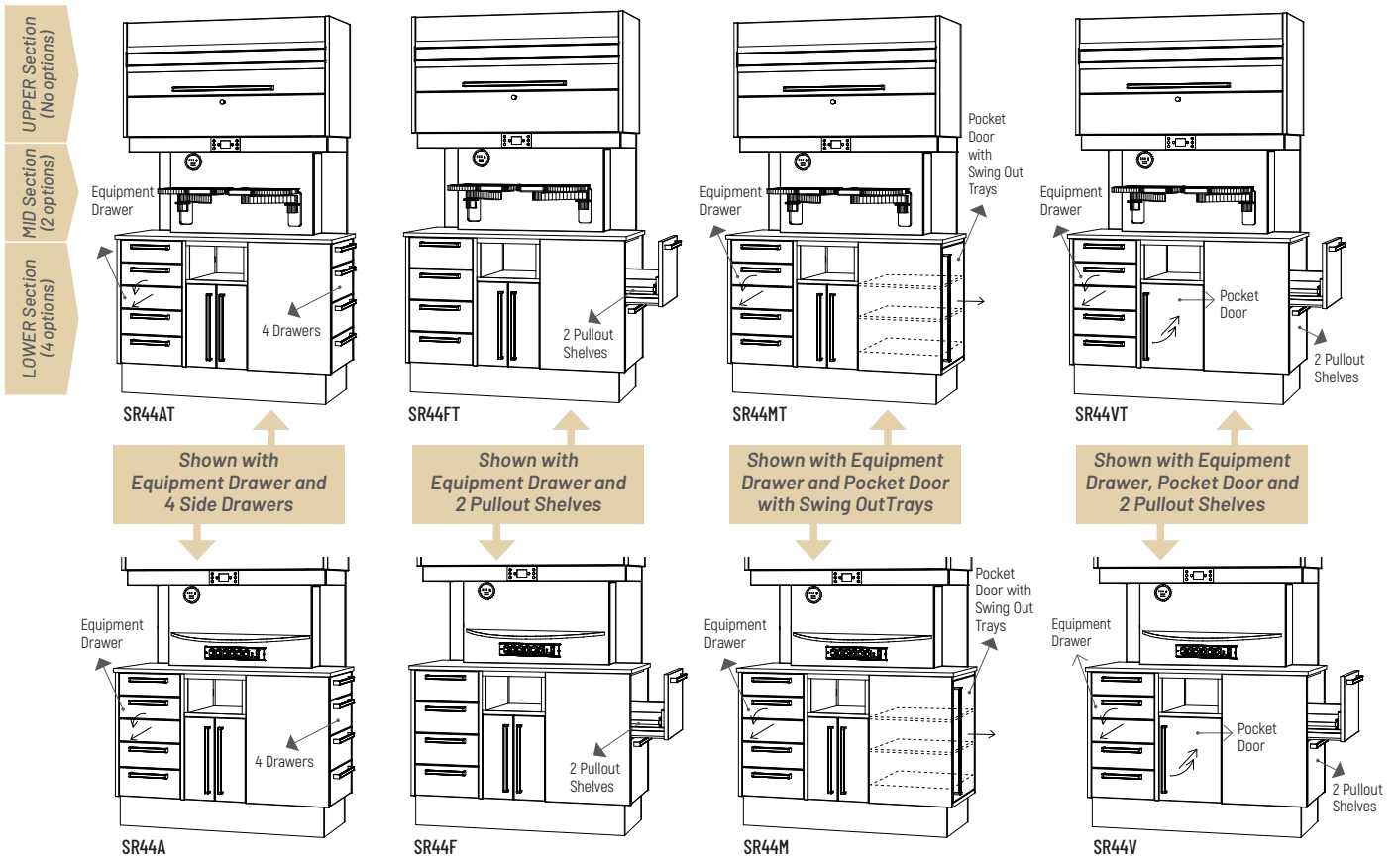
MCIHPFO	Fiber Optic for 1 HP
MCIHPFO-6	6-Pin Fiber Optic for 1 HP
MC2HPFO	Fiber Optic for 2 HP
MC2HPFO-6	6-Pin Fiber Optic System for 2 HP

## ARM ASSEMBLY

MDLAASS  
Arm Assembly with top 11" X 14" Mounting Plate Solid Surface



# SIGNATURE COLLECTION - REAR CABINETRY



Cabinet	Retail	Select
<b>SR44AT</b> - Mid-section with Swing-Out Trays, lower with Equip. Drawer, 4 Side Drawers		<input type="checkbox"/>
<b>SR44A</b> - Mid-section with Glass Shelf, lower with Equip. Drawer, 4 Side Drawers		<input type="checkbox"/>
<b>SR44FT</b> - Mid-section with Swing-Out Trays, lower with 2 Pullout Shelves		<input type="checkbox"/>
<b>SR44F</b> - Mid-section with Glass Shelf, lower with 2 Pullout Shelves		<input type="checkbox"/>
<b>SR44MT</b> - Mid-section with Swing-Out Trays, lower with Equip. Drawer, Side Pocket Door with Swing Out Trays		<input type="checkbox"/>
<b>SR44M</b> - Mid-section with Glass Shelf, lower with Equip. Drawer, Side Pocket Door with Swing Out Trays		<input type="checkbox"/>
<b>SR44VT</b> - Mid-section with Swing-Out Trays, lower with Equip. Drawer, Pocket Door and 2 Pullout Shelves		<input type="checkbox"/>
<b>SR44V</b> - Mid-section with Glass Shelf, lower with Equip. Drawer, Pocket Door and 2 Pullout Shelves		<input type="checkbox"/>



**Mid-section with swing-out Solid Surface trays**

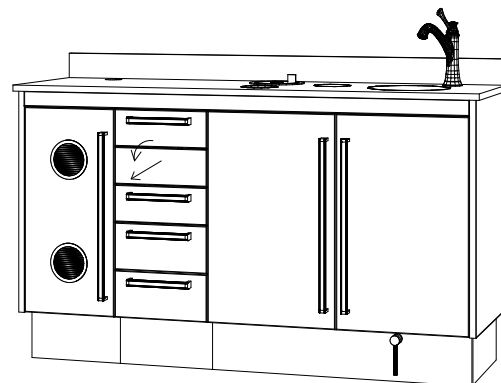


**Mid-section with glass shelf**

## SIGNATURE COLLECTION - SIDE CABINETRY

**S100****KEY FEATURES**

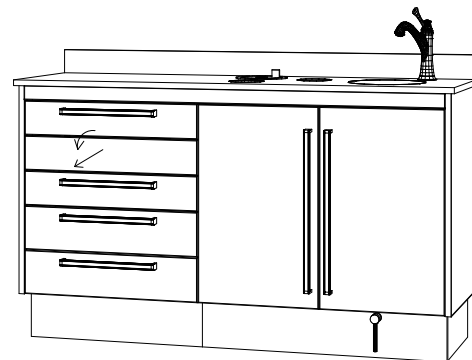
- Solid Surface countertop with 1" build up
- Undermounted stainless steel sink
- PVC edging
- MCC's new modern design
- Vented CPU storage
- Integrated receptacles for sharps, waste and bio waste
- Hardware and plumbing fixtures included
- Tapmaster hands free water activation
- Brushed nickel bar pulls
- Soft close drawers and doors
- Water resistant Polymer Base with levelling legs

*Reverse Configuration available - S100R***S100 SIGNATURE SIDE CABINET PRICING**

Cabinet	Retail	Select
S100		<input type="checkbox"/>

**S400****KEY FEATURES**

- Solid Surface countertop with 1" build up
- Undermounted stainless steel sink
- PVC edging
- MCC's new modern design
- Integrated receptacles for sharps, waste and bio waste
- Hardware and plumbing fixtures included
- Tapmaster hands free water activation
- Brushed nickel bar pulls
- Soft close drawers and doors
- Water resistant Polymer Base with levelling legs

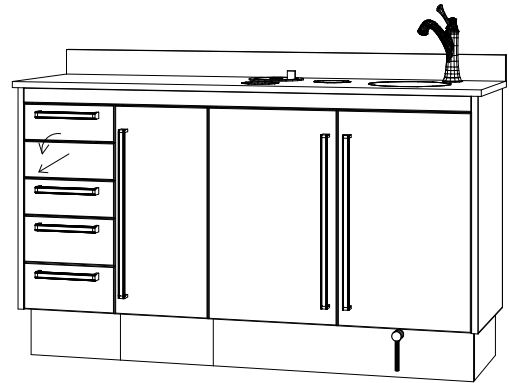
*Reverse Configuration available - S400R***S400 SIGNATURE SIDE CABINET PRICING**

Cabinet	Retail	Select
S400		<input type="checkbox"/>

**S420**

**KEY FEATURES**

- Solid Surface countertop with 1" build up
- Undermounted stainless steel sink
- PVC edging
- MCC's new modern design
- Integrated receptacles for sharps, waste and bio waste
- Hardware and plumbing fixtures included
- Tapmaster hands free water activation
- Brushed nickel bar pulls
- Soft close drawers and doors
- Water resistant Polymer Base with levelling legs



Reverse Configuration available - S420R

**S420 SIGNATURE SIDE CABINET PRICING**

Cabinet	Retail	Select
S420		<input type="checkbox"/>

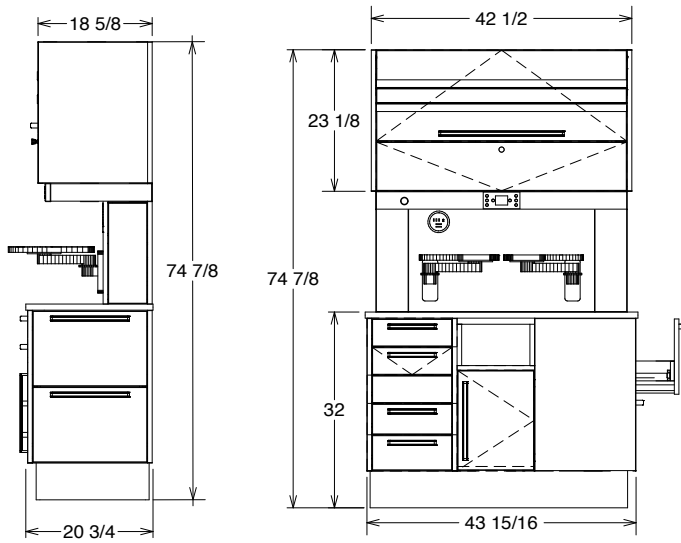
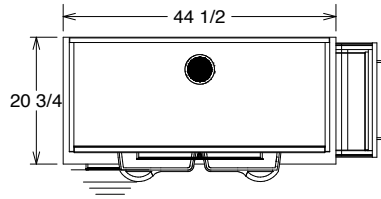
**OPTIONS**

Optional Accessories	Part Number	Retail	Select
Soap Dispenser	MP3M		<input type="checkbox"/>

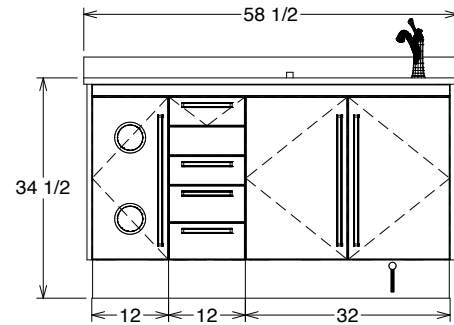
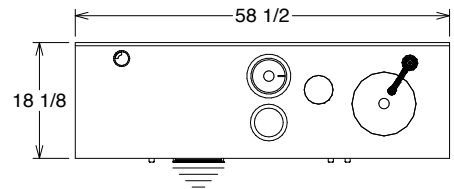


S400 Model

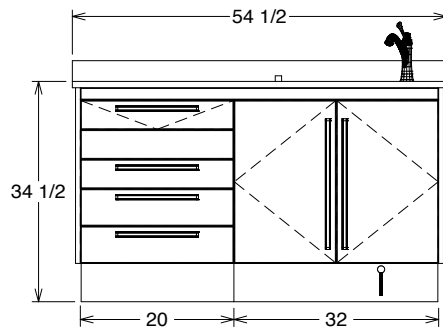
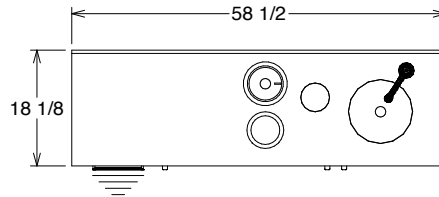
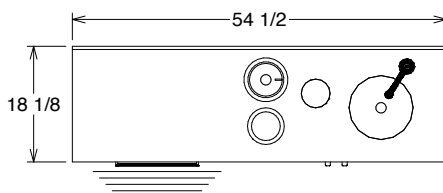
# SIGNATURE COLLECTION - REAR/SIDE MEASUREMENTS



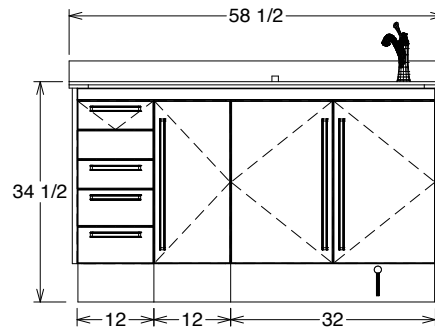
REAR CABINETS GENERAL MEASUREMENTS



S100



S400



S420

OPTION REFERENCE GUIDE

Monitor Mounts

- MCGX270  
Pivoting Monitor Mount
- MCCPN502  
Sliding Monitor Mount
- MCCPN5180  
Sliding Monitor Mount with Flex Arm
- MCCPN182  
Over cabinet Monitor Mount with Handle
- MCCPN503K  
Sliding Monitor Mount with Mini Keyboard Tray

Media Options

- MP16W  
4 Port USB Docking Station with Power Supply

Doctor's Controls

MC2184BS  
Under Surface 3HP Automatic Control with Vacuum Package and Clean Water, 2 HVE, 1 SE



MC2184VM  
Under Surface 3HP Automatic Control with Vacuum Package and Clean Water, 2 HVE, 1 SE, with Panel Mount Control Head



MCRVK1 Routing Valve Kit with Water Shutoff & Regulator



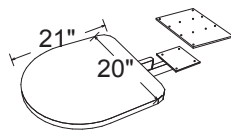
Clean Water System

MCSCWM1  
Self Contained (Wall Mounted) Clean Water System



ARM ASSEMBLY

MDLAASS Arm Assembly with top 11" X 14" Mounting Plate Solid Surface



Additional Options for Panel Mount Control

MCIHPFO	Fiber Optic for 1 HP	<input type="checkbox"/>
MCIHPFO-6	6-Pin Fiber Optic for 1 HP	<input type="checkbox"/>
MC2HPFO	Fiber Optic for 2 HP	<input type="checkbox"/>
MC2HPFO-6	6-Pin Fiber Optic System for 2 HP	<input type="checkbox"/>

Assistant's Packages

MCHSVK3  
Assistant's Vacuum Package 2 HVE, 1 SE, with Quad-Bar, 3 way syringe and block

MCUTILV  
Vacuum Utilities Option, Air and Water Regulator with Shutoffs

MC1284  
Assistant's Central Vacuum Under Surface Package with Rotating Mount, 2 HVE, 1 SE, Clean Water & Air Only Shutoff & Regulator

MCRVK1 Routing Valve Kit with Water Shutoff & Regulator

Misc Options

MP13GFIKT  
GFI Duplex Outlet with BX Wire & Box

MBIIS  
Sharps Container 1.5Qt

MP1775  
Tapmaster Hands Free Water Activation System

AOD38  
3/8" Female Air Quick Disconnect

MC1HVE  
Additional Universal Autoclavable HVE Position with Tubing

MP13MG  
Medical Grade Power Bar



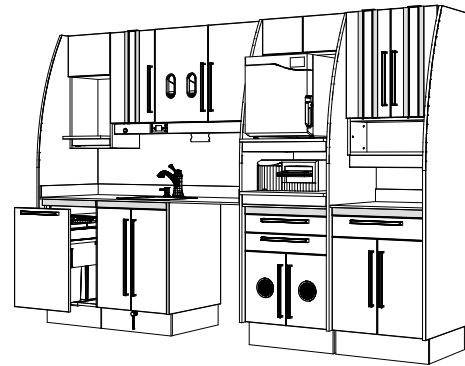
Note: Controls are not sold separately.



For more information, contact MCC at 1-800-388-6236 or visit [www.mccdental.com](http://www.mccdental.com)

**SST10 STERILIZATION CENTER****STANDARD FEATURES**

- Solid Surface countertop with 1" build up
- PVC edging
- Integrated waste module with waste drop, sharps and bio waste
- Built-in glove dispenser
- Under mounted stainless steel sink
- Hardware and plumbing fixtures included
- Hand piece lubricator module
- Automatic washer compatible
- Tapmaster hands free water activation
- Red/Blue (Dirty/Clean) indicators
- 3 separate areas for receiving, preparation and clean
- Brushed nickel handles
- Foot activated waste drawer
- Soft-close drawers and doors
- 1/4" finished back
- Solid Surface pullout autoclave shelves holds up to 200 lbs.
- Water resistant polymer subbase with levelling legs
- Digital timer/clock

**SST10** Total length 119"

Tower Options with 2 Sterilizers

**SST10 - 10' STERILIZATION CENTER PRICING**

Cabinet	Retail	Select
<b>SST10</b>		<input type="checkbox"/>

**PLEASE NOTE:** Deduct --- for timer/clock if not required.

**OPTIONAL ACCESSORIES**

Optional Accessories	Part Number	Retail	Select
High Volume Evacuator (HVE) Sink Side with Countertop Holder	MCHVE1		<input type="checkbox"/>
Tapmaster Hands Free Water Activation System	MP1775	Included	<input type="checkbox"/>
Clean and Dirty (Blue/Red) Indicator Lights	MPSLBH/MPSLRH	Included	<input type="checkbox"/>
LED Task Lighting - 45"	MPTL45H	Included	<input type="checkbox"/>
<i>Reverse Configuration Available. Please specify</i>			<input type="checkbox"/>

**COUNTERTOP WITH ULTRASONIC DROP DOWN AND STORAGE OPTION**

Select Your Options (see page 26)	Part Number	Retail	Select
Storage Cabinet in Lieu of Washer Opening	SSTS10 or SSTS11 or SSTS12		<input type="checkbox"/>

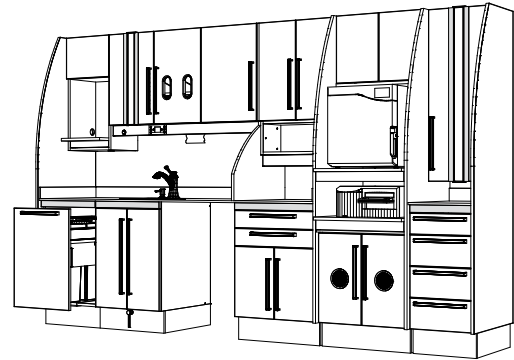
**TOWER AND PANTRY OPTIONS**

Select Your Optional Steri Tower (see bottom of page 26)	Part Number	Retail	Select
Tower 1 - Holds 2 Small Washer Units. Solid surface pull-outs.	STWR1	N.C.	<input type="checkbox"/>
Tower 2 - Holds 2 Sterilizers 1 Statim. Solid surface pull-outs.	STWR2		<input type="checkbox"/>
Tower 3 - Holds 2 Sterilizers 1 Statim. Solid surface pull-outs.	STWR3		<input type="checkbox"/>
Tower 4 - Holds 2 Sterilizers. Solid surface pull-outs.	STWR4	N.C.	<input type="checkbox"/>
Manual pull-out pantry with blue light indicator. Same size as P5000MX.	P5000ML		<input type="checkbox"/>

## SST11 STERILIZATION CENTER

### STANDARD FEATURES

- Solid Surface countertop with 1" build up
- PVC edging
- Built-in glove dispenser
- Integrated waste module with waste drop, sharps and bio waste
- Under mounted stainless steel sink
- Hardware and plumbing fixtures included
- Automatic washer compatible
- Tapmaster hands free water activation
- Red/Blue (Dirty/Clean) indicators
- 4 separate areas for: receiving and cleaning, preparation and packaging, sterilization, sterile clean storage
- Brushed nickel handles
- Foot activated waste drawer
- Soft-close drawers and doors
- 1/4" finished back
- Solid Surface pullout autoclave shelves holds up to 200 lbs.
- Water resistant polymer subbase with levelling legs
- Digital timer/clock



SST11 Total length 133"



Towers® New Pullout Shelves Design

### SST11 - 11' STERILIZATION CENTER PRICING

Cabinet	Retail	Select
SST11		<input type="checkbox"/>

**PLEASE NOTE:** Deduct --- for timer/clock if not required.

### OPTIONAL ACCESSORIES

Optional Accessories	Part Number	Retail	Select
High Volume Evacuator (HVE) Sink Side with Countertop Holder	MCHVE1		<input type="checkbox"/>
Tapmaster Hands Free Water Activation System	MP1775	Included	<input type="checkbox"/>
Clean and Dirty (Blue/Red) Indicator Lights	MPSLBH/MPSLRH	Included	<input type="checkbox"/>
LED Task Lighting - 45"	MPTL45H	Included	<input type="checkbox"/>
<i>Reverse Configuration Available. Please specify</i>			<input type="checkbox"/>

### COUNTERTOP WITH ULTRASONIC DROP DOWN AND STORAGE OPTIONS

Select Your Options (see page 26)	Part Number	Retail	Select
Countertop with Ultrasonic Drop Down (with SSTDD11 and SSSDDT12 only)	SSTDD11 or SSTDD12		<input type="checkbox"/>
Storage Cabinet in Lieu of Washer Opening	SSTS10 or SSTS11 or SSTS12		<input type="checkbox"/>

### TOWER AND PANTRY OPTIONS

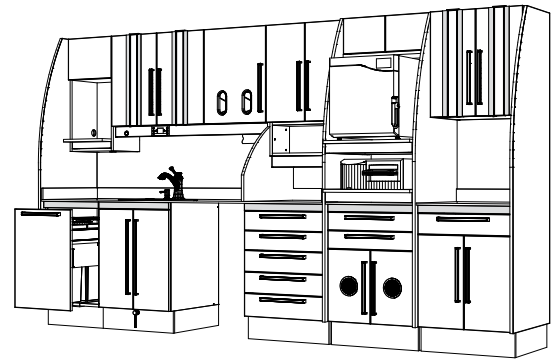
Select Your Optional Steri Tower (see bottom of page 26)	Part Number	Retail	Select
Tower 1 - Holds 2 Small Washer Units. Solid surface pull-outs.	STWR1	N.C.	<input type="checkbox"/>
Tower 2 - Holds 2 Sterilizers 1 Statim. Solid surface pull-outs.	STWR2		<input type="checkbox"/>
Tower 3 - Holds 2 Sterilizers 1 Statim. Solid surface pull-outs.	STWR3		<input type="checkbox"/>
Tower 4 - Holds 2 Sterilizers. Solid surface pull-outs.	STWR4	N.C.	<input type="checkbox"/>
Manual pull-out pantry with blue light indicator. Same size as P5000MX.	P5000ML		<input type="checkbox"/>



**NOTE:** MCC can accommodate any different brand and size of sterilizer or instrument washers into our cabinetry. For more information, contact MCC at 1-800-388-6236 or visit [www.mccdental.com](http://www.mccdental.com)

**SST12 STERILIZATION CENTER****STANDARD FEATURES**

- Solid Surface countertop with 1" build up
- PVC edging
- Built-in glove dispenser
- Integrated waste module with waste drop, sharps and bio waste
- Under mounted stainless steel sink
- Hardware and plumbing fixtures included
- Hand piece lubricator module
- Automatic washer compatible
- Tapmaster hands free water activation
- Red/Blue (Dirty/Clean) indicators
- 4 separate areas for: receiving and cleaning, preparation and packaging, sterilization, sterile clean storage
- Brushed nickel handles
- Foot activated waste drawer
- Soft-close drawers and doors
- 1/4" finished back
- Solid Surface pullout autoclave shelves holds up to 200 lbs.
- Water resistant polymer subbase with levelling legs
- Digital timer/clock

**SST12** Total length 143"

Sterile Clean Storage Section with Pantry

**SST11 - 12' STERILIZATION CENTER PRICING**

Cabinet	Retail	Select
<b>SST12</b>		<input type="checkbox"/>

**PLEASE NOTE:** Deduct --- for timer/clock if not required.

**OPTIONAL ACCESSORIES**

Optional Accessories	Part Number	Retail	Select
High Volume Evacuator (HVE) Sink Side with Countertop Holder	MCHVE1		<input type="checkbox"/>
Tapmaster Hands Free Water Activation System	MP1775	Included	<input type="checkbox"/>
Clean and Dirty (Blue/Red) Indicator Lights	MPSLBH/MPSLRH	Included	<input type="checkbox"/>
LED Task Lighting - 45"	MPTL45H	Included	<input type="checkbox"/>
<i>Reverse Configuration Available. Please specify</i>			<input type="checkbox"/>

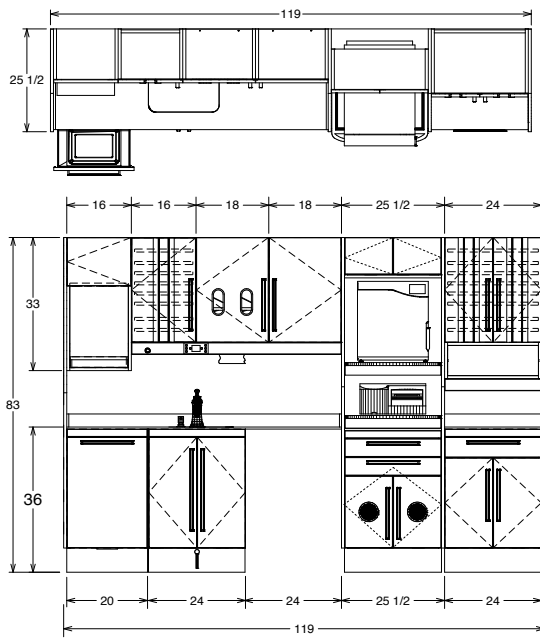
**COUNTERTOP WITH ULTRASONIC DROP DOWN AND STORAGE OPTIONS**

Select Your Options (see page 26)	Part Number	Retail	Select
Countertop with Ultrasonic Drop Down (with SSTDD11 and SSDDT12 only)	SSTDD11 or SSTDD12		<input type="checkbox"/>
Storage Cabinet in Lieu of Washer Opening	SSTS10 or SSTS11 or SSTS12		<input type="checkbox"/>

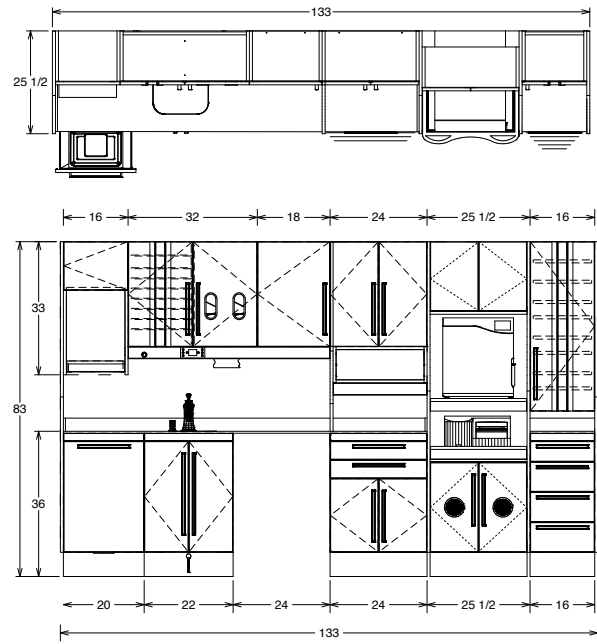
**TOWER AND PANTRY OPTIONS**

Select Your Optional Steri Tower (see bottom of page 26)	Part Number	Retail	Select
Tower 1 - Holds 2 Small Washer Units. Solid surface pull-outs.	STWR1	N.C.	<input type="checkbox"/>
Tower 2 - Holds 2 Sterilizers 1 Statim. Solid surface pull-outs.	STWR2		<input type="checkbox"/>
Tower 3 - Holds 2 Sterilizers 1 Statim. Solid surface pull-outs.	STWR3		<input type="checkbox"/>
Tower 4 - Holds 2 Sterilizers. Solid surface pull-outs.	STWR4	N.C.	<input type="checkbox"/>
Manual pull-out pantry with blue light indicator. Same size as P5000MX.	P5000ML		<input type="checkbox"/>

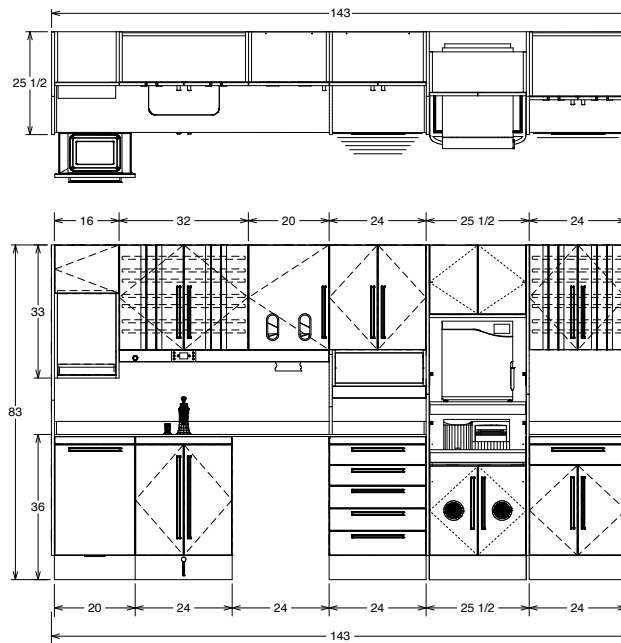
# SIGNATURE COLLECTION - STERI CENTERS MEASUREMENTS



SST10

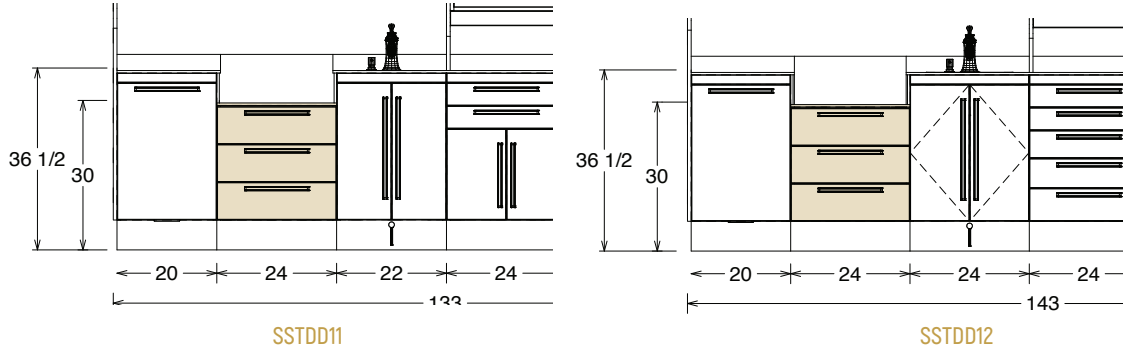


SST11

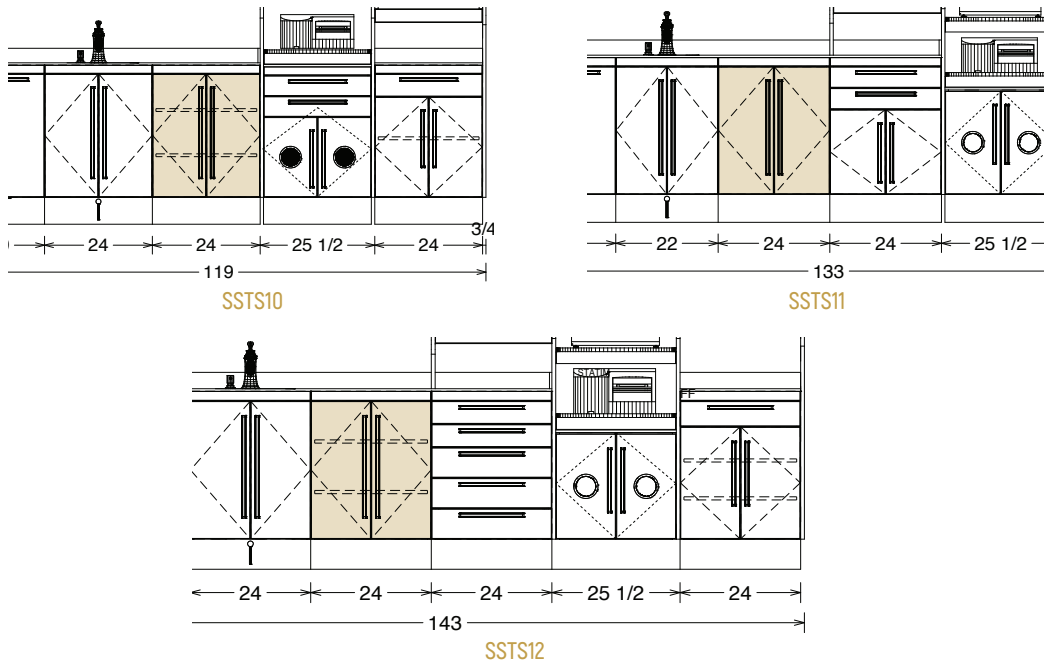


SST12

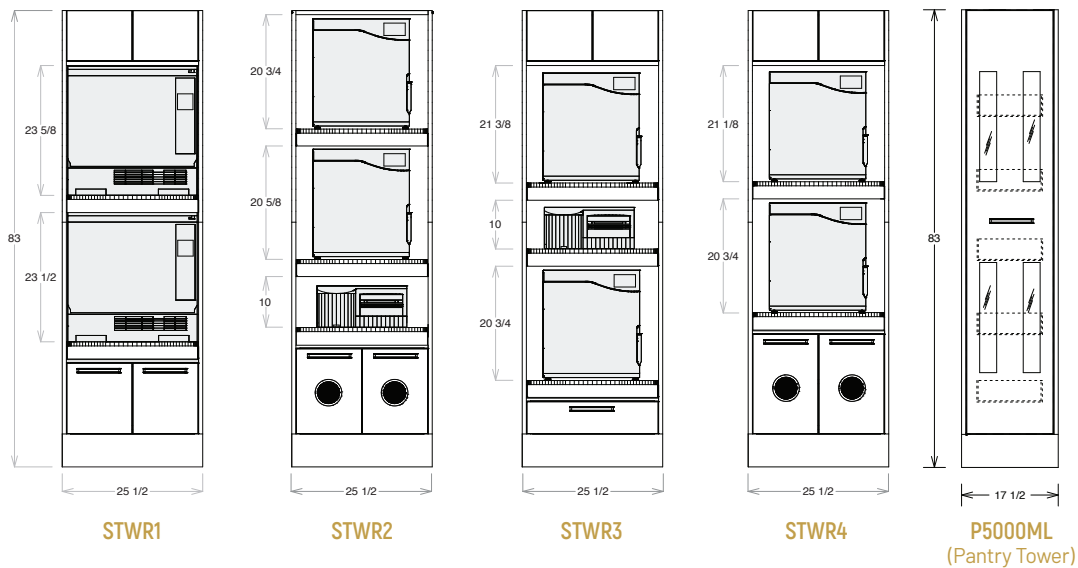
Signature Sterilization Centers with Ultrasonic Drop Down Option



ASEPTX® Sterilization Centers with Storage Option



Tower Options



**CENTER ISLAND**

**KEY FEATURES**

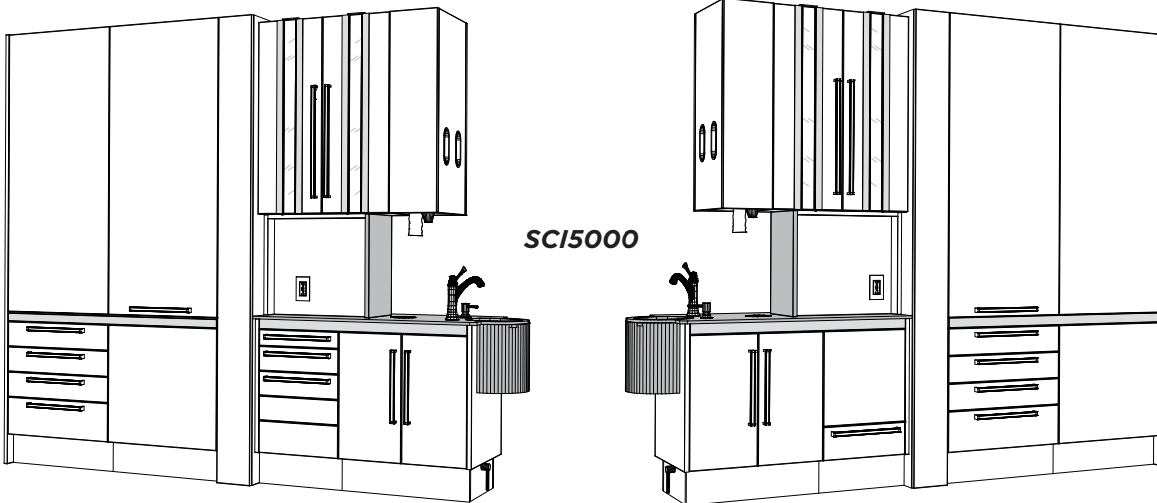
- Solid Surface countertop with 1" build up
- MCC's new modern, space saving design
- PVC edging
- Unlimited configuration options
- Under mounted stainless steel sink with Solid Surface only
- Hardware and plumbing fixtures included
- Soft-close drawers and doors
- Water resistant Polymer Base with levelling legs
- Brushed nickel handles



New CSI5000 Sink Design

**SCI5000 - CENTER ISLAND**

Cabinet	Retail	Select
SCI5000		<input type="checkbox"/>

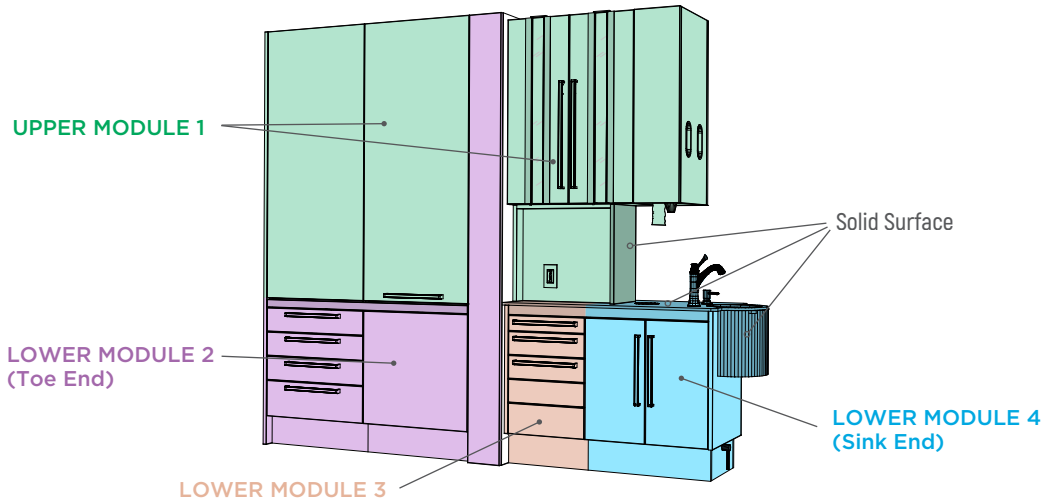


**SCI5000 SIGNATURE CENTER ISLAND PRICING**

FEATURES	Part Number	Retail
48" Bi-Fold Doors (Pass Thru X-Ray Storage) Lead Lined	SCI48PTSLL	Included
28" W Pass Thru Storage with Privacy Panel	SCI28PTP	Included
Cup and Towel with 2 Shelves	SCICT02S	Included
48" 4 Drawer Alternating on Both Sides	SCI484DS	Included
28" W Sink with Waste	SCI28SWW	Included
16" Writing Surface Equipment Drawer & Regular Drawer 1 Drawer on Other Side	SCIB16WS	Included
Tapmaster Hands Free Water Activation	MP1775	Included
GFI Duplex Outlet with BX Wire & Box	MP13GFIKT	Included


Reverse Configuration Available. Please specify

## SIGNATURE COLLECTION - CENTER ISLAND




## BUILD YOUR OWN - SIGNATURE CENTER ISLAND MODULES PRICING AND OPTIONS

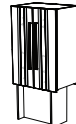
## Upper Module 1



❑ SCI48PTS  
48" Bi-Fold Dors (Pass  
Thru X-Ray Storage)  
N.C.



❑ SCI48PDD  
48" Pass Thru Storage with 6  
Shelves Double Door Storage  
OPTIONAL




❑ SCI28PTP  
28" W Pass Thru Storage  
with Privacy Panel  
INCLUDED

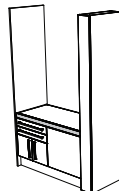


❑ SCICT02S  
Cup and Towel  
with 2 Shelves  
INCLUDED

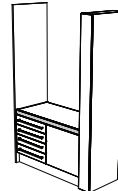
## Lower Module 2 (Toe End)



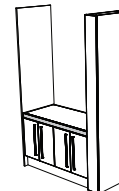
❑ SCI48KDCT  
48" Knee Space  
Divided  
in the Center  
N.C.



❑ SCI482DS  
48" 2 Drawer/Storage  
Alternating Sides  
N.C.

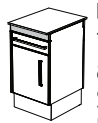


❑ SCI484DS  
48" 4 Drawer  
Alternating on  
Both Sides  
INCLUDED

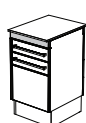


❑ SCI48SPT  
48" Storage  
Pass Thru  
N.C.

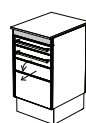
## Lower Module 3



❑ SCIB161D  
16" W 1 Drawer  
and Pass Thru  
Storage  
N.C.



❑ SCIB162D  
16" W 2 Drawers  
on Each Side  
N.C.



❑ SCIB16WS  
16" W Writing Surface Equipment  
Drawer & Regular Drawer 1 Drawer  
on Other Side  
INCLUDED



❑ SCI28SWS  
28" W Sink  
with Waste  
INCLUDED

## Lower Module 4 (Sink End)

## Misc Options



❑ MCGX270  
Pivoting Monitor Mount  
OPTIONAL



❑ P0018  
CPU Vent  
OPTIONAL



❑ GD01  
Glove Dispenser  
OPTIONAL



❑ MBIIS  
Sharps Container  
1.5Qt  
OPTIONAL

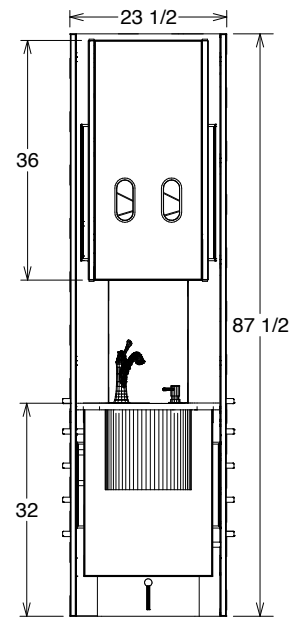
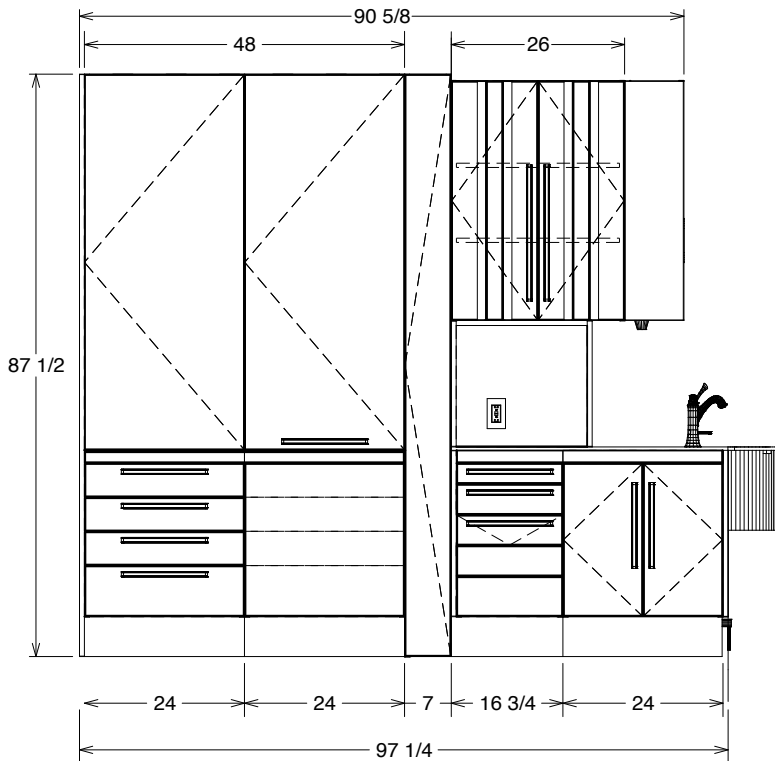
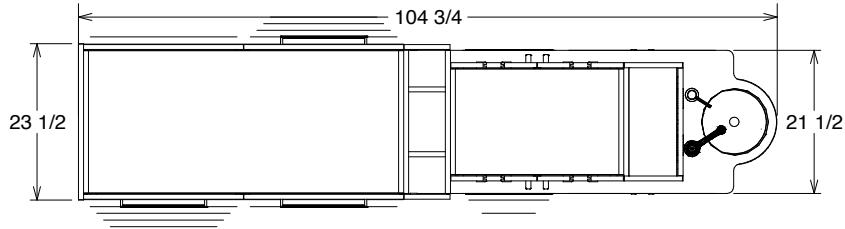


❑ MP1775  
Tapmaster Hands  
Free Water Activation  
INCLUDED



❑ MP13GFIKT  
GFI Duplex Outlet  
with BX Wire & Box  
INCLUDED

# SIGNATURE COLLECTION - CENTER ISLAND MEASUREMENTS



CSI5000

TAILORED SOLUTIONS FOR YOUR DENTAL PRACTICE

# CUSTOM M2M PHOTO GALLERY



# TAILORED COLLECTION

Our Tailored Collection of Rear, Center, Side, Center Island, and Sterilization cabinets offers unlimited design configurations, ensuring a perfect fit for your practice. Professionally designed to maximize both space and budget, this modular solution provides a premium choice that elevates both form and function.



## TAILORED REAR CABINETS

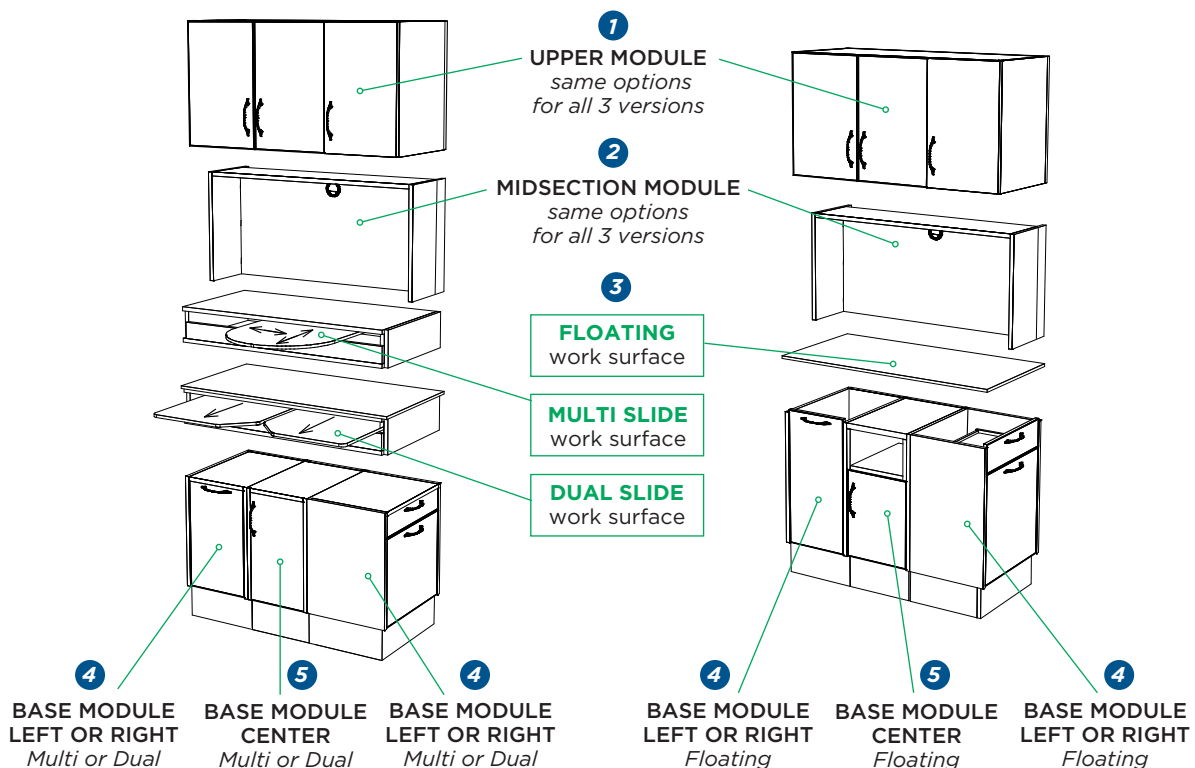
### KEY FEATURES

- Optional solid surface or Quartz countertop
- PVC edging
- MCC's new modern design
- Upper cabinets can be integrated into cabinet construction or wall mounted
- Left/right sliding pull out work surface - MULTI SLIDE Work Surface Rear cabinets
- Option for arm mounted work surface - FLOATING Work Surface Rear cabinets
- Left and right sliding pull out work surface - DUAL Work Surface Rear cabinets
- Ability to accommodate both left and right handed dentists
- Unlimited configuration options
- Soft-close drawers and doors
- Water resistant Polymer Base with levelling legs
- Recessed digital timer/clock


### START BUILDING YOUR REAR CABINETS

In the next pages you'll find the steps with choices of styles, options and pricing to build the Tailored Rear Cabinets, *we suggest you start from the top module follow by the midsection, the work surface ending with the base (left, center, right)*. The subbase, like for all of our cabinets, is made of HDPE, an antimicrobial material that is also impervious to water.


### MULTI, FLOATING AND DUAL SLIDE WORK SURFACE REAR CABINETS MODULES




**STEP 1 - CHOOSE YOUR UPPER MODULE**



MDU426  
42" Upper with 6 Shelves



MDU42CPU  
42" Upper with CPU in center/2 vents

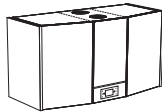


MDU42PT  
42" Upper with Pass Thru & Finished Back

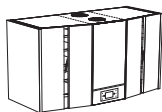


MPI4R  
Recessed Digital Timer/Clock

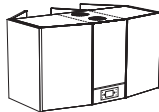
**OPTIONAL UPPER MODULE WITH ANGLED LEFT AND RIGHT DOORS**



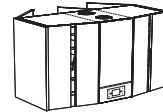
TLU42  
Solid Door with Vented CPU Storage, includes MPI4R



TLUG42  
2 Door Glass Insert with Vented CPU Storage, includes MPI4R




TLUP42  
Solid Door Pass Thru and Finished Back with Vented CPU Storage, includes MPI4R

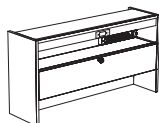


TLUG42  
4 Door Glass Pass Thru and Finished Back with Vented CPU Storage, includes MPI4R

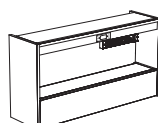
**STEP 2 - CHOOSE YOUR MIDSECTION MODULE**



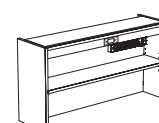
MDMPM  
Mid-Section with Panel Mount Housing, includes MPI4R



MDMFFD  
Mid-Section with Full Flip Down, includes MPI4R



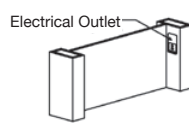
MDMUP  
Mid-Section with Full Utility Panel, includes MPI4R



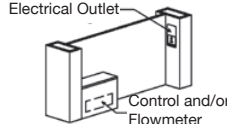
MDMWS  
Mid-Section with Shelf, includes MPI4R



MDMWCMS  
Mid-Section with Wire Chase includes MPI4R



TLMT42  
Mid-Section with side Panels

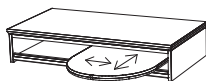


TLMTC42  
Mid-Section with side and Equipment Panels

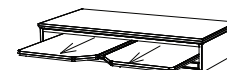
**PLEASE NOTE:**  
Deduct --- for timer/clock if MDM mid-section is paired with TLU upper.

**STEP 3 - CHOOSE YOUR WORK SURFACE**

MDMS42CRN  
Multi-Slide with Solid Surface Top



MDSD42CRN  
Dual-Slide with Solid Surface Top



**STEP 4 - CHOOSE YOUR LEFT AND RIGHT BASE MODULE**



MDLSC14  
Single Cupboard Solid Surface



MDLDC14  
1 Drawer with Cupboard Solid Surface



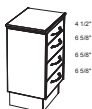
MDL4D14  
4 Drawers Solid Surface



MDLSD14  
5 Drawers Solid Surface



MDL4DE14  
4 Drawer with Equipment Solid Surface



MDL4D15  
4 Drawers Solid Surface



MDLPD15  
Pocket Door with 2 Swing Out Trays Solid Surface



MDLSO15  
2 Drawers with Slide Out Tray Solid Surface

TAILORED COLLECTION - REAR CABINETRY

**STEP 5 - CHOOSE YOUR CENTER BASE MODULE**

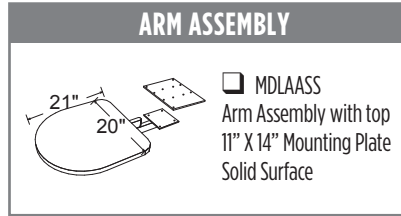
**Floating Work Surface Center Base Module**



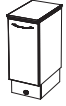
MDLDD13  
Double Door Utility  
Solid Surface



MDLDPD13  
Pocket Door Storage  
Solid Surface



**Multi and Dual Work Surface Center Base Module**



MDLSC13  
Single Cupboard  
Solid Surface



MDLDD13  
Full Height Double Door Utility -  
When Arm Assembly not present  
Solid Surface



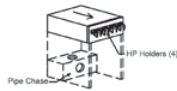
MDLDPD13  
Full Height Pocket Door Storage -  
When Arm Assembly not present  
Solid Surface



PFCS2S  
Storage with  
2 Slide-Out Shelves  
Solid Surface



PFCOEM  
Open Equipment Module  
with Base Chase  
Solid Surface



PFCHPS  
Slide-Out for HP Holders  
with Base Chase  
Solid Surface

**MORE OPTIONS**

Floating Work Surface Right Base Module	Part Number	Retail	Select
4 Drawers - 15" - Side Facing	MDL4D14CRN		<input type="checkbox"/>
5 Drawers - 15" - Side Facing	MDL5D14CRN		<input type="checkbox"/>
Multi and Dual Work Surface Right Base Module	Part Number	Retail	Select
3 Drawers with Equipment	MDL3D14CRN		<input type="checkbox"/>
Multi and Dual Work Surface Center Base Module	Part Number	Select	
Control Drawer with Chase	MDLCD13L		<input type="checkbox"/>
ALL Work Surface Center Base Module	Part Number	Retail	Select
Finished Back on Complete Unit	MDMFB		<input type="checkbox"/>
Finished Back on Mid-Section Only	MDMFBMS		<input type="checkbox"/>
Finished Back on Lower-Section Only	MDMFBLS		<input type="checkbox"/>
ALL Work Surface - Sink Module - Left or Right	Part Number	Retail	Select
24" Width Upper Storage with Glove, Cup & Towel Dispenser	U24BCT		<input type="checkbox"/>
24" Width with Double Door Storage base with Sink & Waste Drop	B24DDSL		<input type="checkbox"/>
24" Width with Double Door Storage base with Sink & Waste Drop	B24DDSCRN		<input type="checkbox"/>
Optional Accessories	Part Number	Retail	Select
Additional HP Wet	MC1HPWE		<input type="checkbox"/>
Additional HP Drive, Air only	MC1HPDR		<input type="checkbox"/>
Self Contained (Wall Mounted) Clean Water System	MCSCWMI		<input type="checkbox"/>
3 Port USB Docking Station with Power Supply	MPI6N		<input type="checkbox"/>
Vacuum kit on extended bar, 1HVE & 1SE	MC1406CS		<input type="checkbox"/>

OPTION REFERENCE GUIDE

Monitor Mounts

- MCGX270 Pivoting Monitor Mount
- MCCPN502 Sliding Monitor Mount
- MCCPN5180 Sliding Monitor Mount with Flex Arm
- MCCPN182 Over cabinet Monitor Mount with Handle
- MCCPN503K Sliding Monitor Mount with Mini Keyboard Tray
- MP16W 4 Port USB Docking Station with Power Supply

Media Options

Doctor's Controls

- MC2184BS Under Surface 3HP Automatic Control with Vacuum Package and Clean Water, 2 HVE, 1 SE
- MCRVK1 Routing Valve Kit with Water Shutoff & Regulator
- MC2184VM Under Surface 3HP Automatic Control with Vacuum Package and Clean Water, 2 HVE, 1 SE, with Panel Mount Control Head

Clean Water System

- MCSCWM1 Self Contained (Wall Mounted) Clean Water System

**ARM ASSEMBLY**

- MDLAASS Arm Assembly with top 11" X 14" Mounting Plate Solid Surface

Additional Options for Panel Mount Control

MC1HPFO	Fiber Optic for 1 HP	<input type="checkbox"/>
MC1HPFO-6	6-Pin Fiber Optic for 1 HP	<input type="checkbox"/>
MC2HPFO	Fiber Optic for 2 HP	<input type="checkbox"/>
MC2HPFO-6	6-Pin Fiber Optic System for 2 HP	<input type="checkbox"/>
MC1HPDR	Additional HP Drive, Air only	<input type="checkbox"/>
MC1HPWE	Additional HP, Wet	<input type="checkbox"/>

Assistant's Packages

- MCHSVK3 Assistant's Vacuum Package 2 HVE, 1 SE, with Quad-Bar, 3 way syringe and block
- MCUTILV Vacuum Utilities Option, Air and Water Regulator with Shutoffs
- MC1284 Assistant's Central Vacuum Under Surface Package with Rotating Mount, 2 HVE, 1 SE, Clean Water & Air Only Shutoff & Regulator

MCRVK1 Routing Valve Kit with Water Shutoff & Regulator

Misc Options

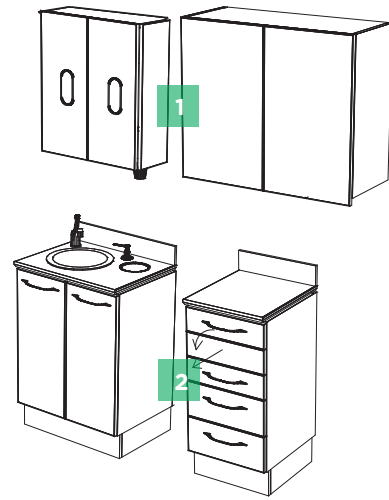
- MPTL24LH Task Light 24" LED
- MBIS Sharps Container 1.5Qt
- MPI3GFIKT GFI Duplex Outlet with BX Wire & Box
- MPI775 Tapmaster Hands Free Water Activation System
- FAQD38 3/8" Female Air Quick Disconnect 1/4" Female Water Quick Disconnect
- MC1HVE Additional Universal Autoclavable HVE Position with Tubing
- MPI3MG Medical Grade Power Bar

TAILORED COLLECTION - SIDE CABINETRY

**SIDE CABINETRY**

**KEY FEATURES**

- Optional solid surface or Quartz countertop
- PVC edging
- MCC's new modern design
- Upper cabinets can be integrated into layout
- Unlimited configuration options
- Soft-close drawers and doors
- Water resistant Polymer Base with levelling legs



Upper Module (1)



U24GCT  
Double Doors with Glove,  
Cup & Towel Dispenser with  
1 Adjustable Shelf



U16X26  
Single Door Upper  
with 2 Adjustable Shelves



U24X26  
Double Door Upper  
with 2 Adjustable Shelves




U32X26  
Double Door Upper  
with 2 Adjustable Shelves

Base Module (2)



B24DDP  
Double Door Storage Base  
Solid Surface



B24DDS  
Double Door Storage Base  
with Sink & Waste Drop  
Solid Surface



B16CRN  
Knee Space Base  
Solid Surface



B16SDP  
Single Door Base  
Solid Surface



B161DS  
Single Door / 1 Drawer  
Solid Surface



B164DW  
4 Drawer Base  
Solid Surface



B164DE  
4 Drawer W/Equipment  
Solid Surface



B32KNEE  
Knee Space or Deliver  
Solid Surface

Misc Options



CWWP01  
Counter Waste With Pail.  
Add to single or double  
door storage base.



P0018  
CPU Vent  
(each)



GD01  
Glove Dispenser  
(2 pc)



MB11S  
Sharps Container  
1.5Qt



MP1775  
Tapmaster Hands Free  
Water Activation System



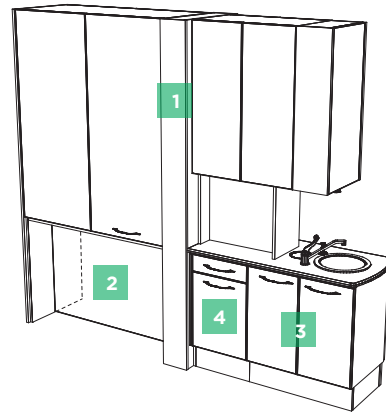
MP3M  
Soap Dispenser

Reverse Configuration Available.


## CENTER ISLAND

### KEY FEATURES

- Optional solid surface or Quartz countertop
- MCC's new modern, space saving design • PVC edging
- Unlimited configuration options
- Under mounted stainless steel sink with Solid Surface only
- Hardware and plumbing fixtures included
- Soft-close drawers and doors
- Water resistant Polymer Base with levelling legs



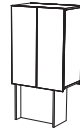
#### Upper Module (1)



MSCI48PTS  
48" Bi-Fold Dors (Pass Thru X-Ray Storage)



MSCI48PDD  
48" Pass Thru Storage with 6 Shelves Double Door Storage

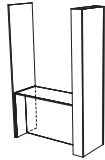


MSCI28PTP  
28" W Pass Thru Storage with Privacy Panel




MSCICT02S  
Cup and Towel with 2 Shelves

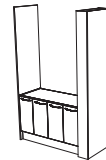
#### Lower Module (Toe End) (2)



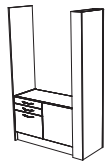
MSCI48KDCT  
48" Knee Space Divided in the Center



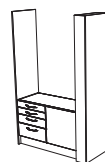
MSCI48SCS  
48" Side Delivery with 12" W Storage on Side A or B



MSCI48SPT  
48" Storage Pass Thru



MSCI482DS  
48" 2 Drawer/Storage Alternating Sides




MSCI484DS  
48" 4 Drawer Alternating on Both Sides

#### Lower Module (Sink End) (3)



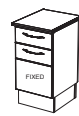
MSCI28SWW  
28" W Sink with Waste Solid Surface



MSCI28SRWW  
28" W Sink with Round End and Waste Solid Surface



MSCIB161D  
16" W 1 Drawer with Pass Thru Solid Surface




MSCIB162D  
16" W 2 Drawers on Each Side Solid Surface



MSCIB16WS  
16" W Writing Surface Equipment Drawer & Regular Drawer 1 Drawer on Side B Solid Surface

#### Lower Module (4)

#### Misc Options



MCGX270  
Pivoting Monitor Mount



P0018  
CPU Vent (each)



GD01  
Glove Dispenser (2 pc)



MB11S  
Sharps Container 1.5Qt



MP1775  
Tapmaster Hands Free Water Activation System



MP13GFIKT  
GFI Duplex Outlet with BX Wire & Box

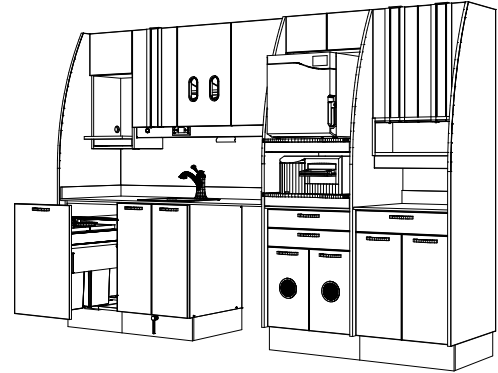


MP16N  
3 Port USB Docking Station with Power Supply

## PFSC10 STERILIZATION CENTER

### STANDARD FEATURES

- Solid surface counter included
- PVC edging
- Integrated waste module with waste drop, sharps and bio waste
- Built-in glove dispenser
- Under mounted stainless steel sink
- Hardware and plumbing fixtures included
- Hand piece lubricator module
- Automatic washer compatible
- Tapmaster hands free water activation
- Red/Blue (Dirty/Clean) indicators
- 3 separate areas for receiving, preparation and clean
- 5" Brushed chrome handles
- Foot activated waste drawer
- Soft-close drawers and doors
- 1/4" finished back
- HDPE pullout autoclave shelves holds up to 200 lbs.
- Water resistant polymer subbase with levelling legs
- Digital timer/clock



PFSC10 Total length 119"



### PFSC10 - 10' STERILIZATION CENTER PRICING

Cabinet	Retail	Select
PFSC10CRN		<input type="checkbox"/>

**PLEASE NOTE:** Deduct --- for timer/clock if not required.



### OPTIONAL ACCESSORIES

Optional Accessories	Part Number	Retail	Select
High Volume Evacuator (HVE) Sink Side with Countertop Holder	MCHVE1		<input type="checkbox"/>
Tapmaster Hands Free Water Activation System	MP1775	Included	<input type="checkbox"/>
Clean and Dirty (Blue/Red) Indicator Lights	MPSLBH/MPSLRH	Included	<input type="checkbox"/>
LED Task Lighting - 45"	MPTL45H	Included	<input type="checkbox"/>
<i>Reverse Configuration Available. Please specify</i>			<input type="checkbox"/>

### COUNTERTOP WITH ULTRASONIC DROP DOWN AND STORAGE OPTION

Select Your Options (see page 42)	Part Number	Retail	Select
Storage Cabinet in Lieu of Washer Opening	PFSCS10 or PFSCS11 or PFSCS12		<input type="checkbox"/>

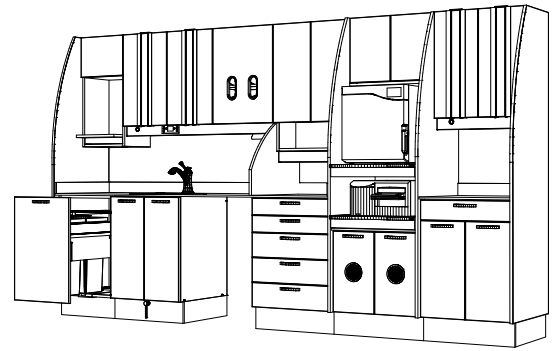
### TOWER AND PANTRY OPTIONS

Select Your Optional Steri Tower (see bottom of page 42)	Part Number	Retail	Select
Tower 1 - Holds 2 Small Washer Units. Solid surface pull-outs.	TTWR1	N.C.	<input type="checkbox"/>
Tower 2 - Holds 2 Sterilizers 1 Statim. Solid surface pull-outs.	TTWR2		<input type="checkbox"/>
Tower 3 - Holds 2 Sterilizers 1 Statim. Solid surface pull-outs.	TTWR3		<input type="checkbox"/>
Tower 4 - Holds 2 Sterilizers. Solid surface pull-outs.	TTWR4	N.C.	<input type="checkbox"/>
Manual pull-out pantry with blue light indicator. Same size as P5000MX.			<input type="checkbox"/>

## PFSC11 STERILIZATION CENTER

### STANDARD FEATURES

- Solid surface counter included
- PVC edging
- Built-in glove dispenser
- Integrated waste module with waste drop, sharps and bio waste
- Under mounted stainless steel sink
- Hardware and plumbing fixtures included
- Automatic washer compatible
- Tapmaster hands free water activation
- Red/Blue (Dirty/Clean) indicators
- 4 separate areas for: receiving and cleaning, preparation and packaging, sterilization, sterile clean storage
- 5" Brushed chrome handles
- Foot activated waste drawer
- Soft-close drawers and doors
- 1/4" finished back
- HDPE pullout autoclave shelves holds up to 200 lbs.
- Water resistant polymer subbase with levelling legs
- Digital timer/clock



PFSC11 Total length 133"



### PFSC11 - 11' STERILIZATION CENTER PRICING

Cabinet	Retail	Select
PFSC11CRN		<input type="checkbox"/>

**PLEASE NOTE:** Deduct --- for timer/clock if not required.



### OPTIONAL ACCESSORIES

Optional Accessories	Part Number	Retail	Select
High Volume Evacuator (HVE) Sink Side with Countertop Holder	MCHVE1		<input type="checkbox"/>
Tapmaster Hands Free Water Activation System	MP1775	Included	<input type="checkbox"/>
Clean and Dirty (Blue/Red) Indicator Lights	MPSLBH/MPSLRH	Included	<input type="checkbox"/>
LED Task Lighting - 45"	MPTL45H	Included	<input type="checkbox"/>

*Reverse Configuration Available. Please specify*



### COUNTERTOP WITH ULTRASONIC DROP DOWN AND STORAGE OPTION

Select Your Options (see page 42)	Part Number	Retail	Select
Countertop with Ultrasonic Drop Down (with PFSC11 and PFSC12 only)	PFSCDD11 or PFSCDD12		<input type="checkbox"/>
Storage Cabinet in Lieu of Washer Opening	PFSCS10 or PFSCS11 or PFSCS12		<input type="checkbox"/>

### TOWER AND PANTRY OPTIONS

Select Your Optional Steri Tower (see bottom of page 42)	Part Number	Retail	Select
Tower 1 - Holds 2 Small Washer Units. Solid surface pull-outs.	TTWR1	N.C.	<input type="checkbox"/>
Tower 2 - Holds 2 Sterilizers 1 Statim. Solid surface pull-outs.	TTWR2		<input type="checkbox"/>
Tower 3 - Holds 2 Sterilizers 1 Statim. Solid surface pull-outs.	TTWR3		<input type="checkbox"/>
Tower 4 - Holds 2 Sterilizers. Solid surface pull-outs.	TTWR4	N.C.	<input type="checkbox"/>
Manual pull-out pantry with blue light indicator. Same size as P5000MX.	P5000ML		<input type="checkbox"/>



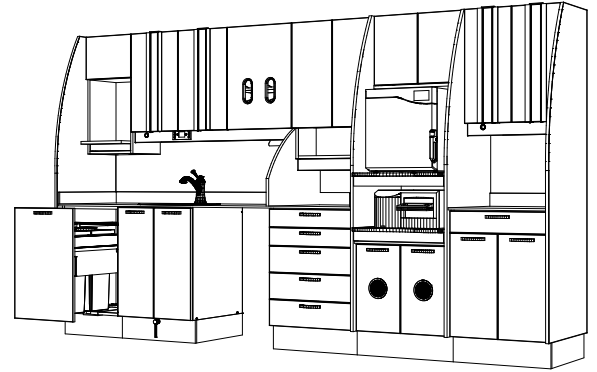
**NOTE:** MCC can accommodate any different brand and size of sterilizer or instrument washers into our cabinetry. For more information, contact MCC at 1-800-388-6236 or visit [www.mccdental.com](http://www.mccdental.com)

TAILORED COLLECTION - STERILIZATION CENTERS

**PFSC12 STERILIZATION CENTER**

**STANDARD FEATURES**

- Solid surface counter included
- PVC edging
- Integrated waste module with waste drop, sharps and bio waste
- Built-in glove dispenser
- Under mounted stainless steel sink
- Hardware and plumbing fixtures included
- Hand piece lubricator module
- Automatic washer compatible
- Tapmaster hands free water activation
- Red/Blue (Dirty/Clean) indicators
- 4 separate areas for: receiving and cleaning, preparation and packaging, sterilization, sterile clean storage
- 5" Brushed chrome handles
- Foot activated waste drawer
- Soft-close drawers and doors
- 1/4" finished back
- HDPE pullout autoclave shelves holds up to 200 lbs.
- Water resistant polymer subbase with levelling legs
- Digital timer/clock



**PFSC12** Total length 143"



**PFSC12 - 12' STERILIZATION CENTER PRICING**

Cabinet	Retail	Select
<b>PFSC12CRN</b>		<input type="checkbox"/>

**PLEASE NOTE:** Deduct --- for timer/clock if not required.

**OPTIONAL ACCESSORIES**

Optional Accessories	Part Number	Retail	Select
High Volume Evacuator (HVE) Sink Side with Countertop Holder	MCHVE1		<input type="checkbox"/>
Tapmaster Hands Free Water Activation System	MP1775	Included	<input type="checkbox"/>
Clean and Dirty (Blue/Red) Indicator Lights	MPSLBH/MPSLRH	Included	<input type="checkbox"/>
LED Task Lighting - 45"	MPTL45H	Included	<input type="checkbox"/>
<i>Reverse Configuration Available. Please specify</i>			<input type="checkbox"/>

**COUNTERTOP WITH ULTRASONIC DROP DOWN AND STORAGE OPTION**

Select Your Options (see page 42)	Part Number	Retail	Select
Countertop with Ultrasonic Drop Down (with PFSC11 and PFSC12 only)	PFSCDD11 or PFSCDD12		<input type="checkbox"/>
Storage Cabinet in Lieu of Washer Opening	PFSCS10 or PFSCS11 or PFSCS12		<input type="checkbox"/>

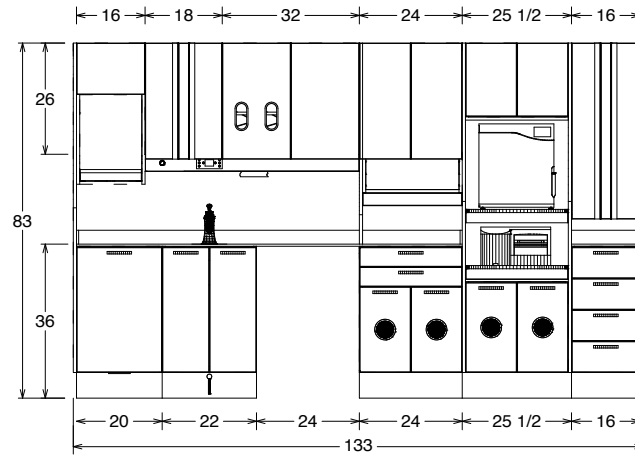
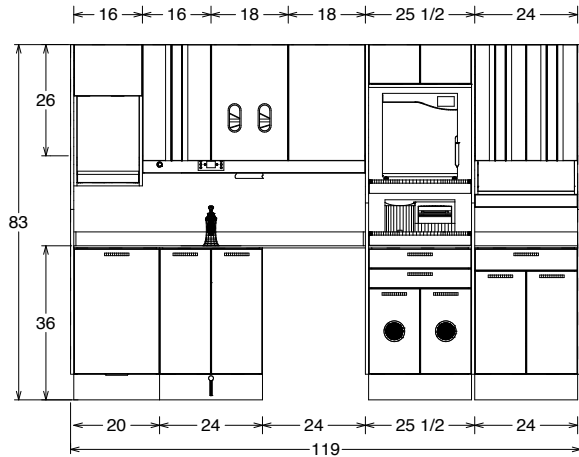
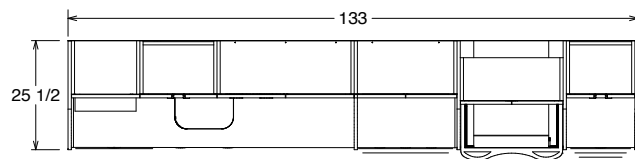
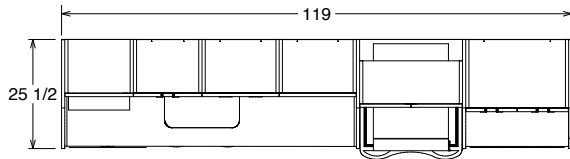
**TOWER AND PANTRY OPTIONS**

Select Your Optional Steri Tower (see bottom of page 42)	Part Number	Retail	Select
Tower 1 - Holds 2 Small Washer Units. Solid surface pull-outs.	TTWR1	N.C.	<input type="checkbox"/>
Tower 2 - Holds 2 Sterilizers 1 Statim. Solid surface pull-outs.	TTWR2		<input type="checkbox"/>
Tower 3 - Holds 2 Sterilizers 1 Statim. Solid surface pull-outs.	TTWR3		<input type="checkbox"/>
Tower 4 - Holds 2 Sterilizers. Solid surface pull-outs.	TTWR4	N.C.	<input type="checkbox"/>
Manual pull-out pantry with blue light indicator. Same size as P5000MX.	P5000ML		<input type="checkbox"/>



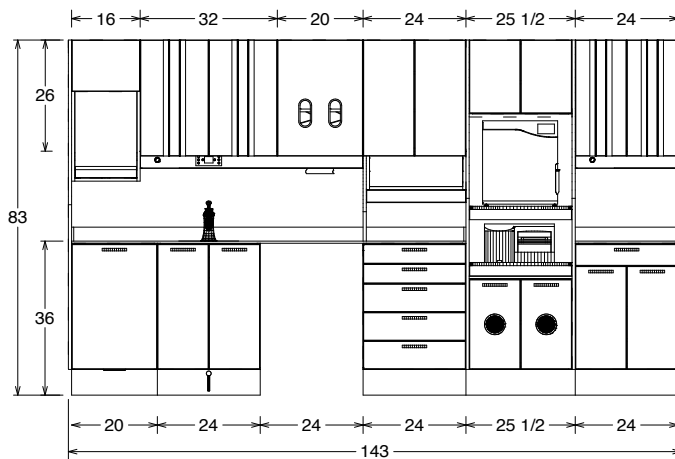
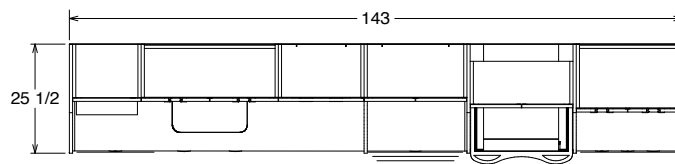
**NOTE:** MCC can accommodate any different brand and size of sterilizer or instrument washers into our cabinetry.  
For more information, contact MCC at 1-800-388-6236 or visit [www.mccdental.com](http://www.mccdental.com)

# TAILORED COLLECTION - STERI CENTERS MEASUREMENTS



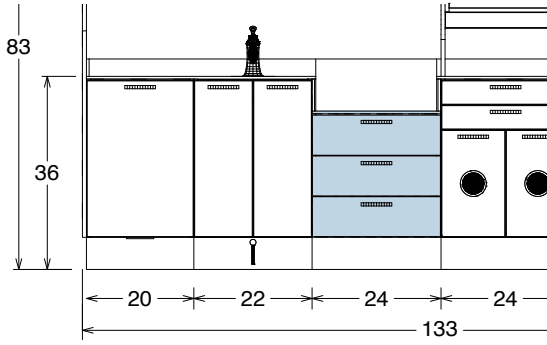
PFSC10

PFSC11

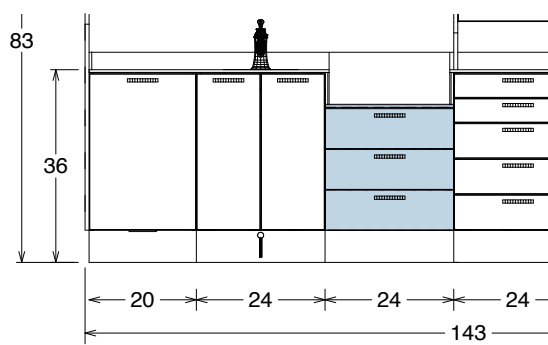


PFSC12

Tailored Sterilization Centers with Ultrasonic Drop Down Option

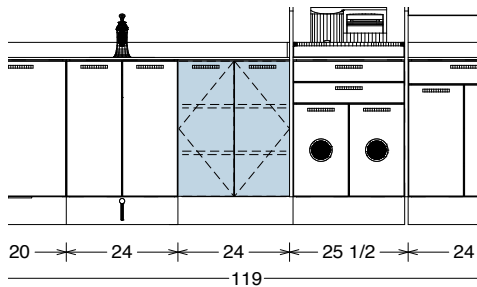


PFSCDD11

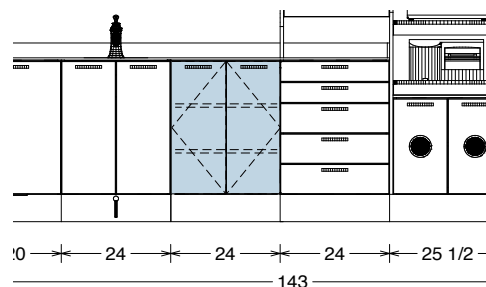


PFSCDD12

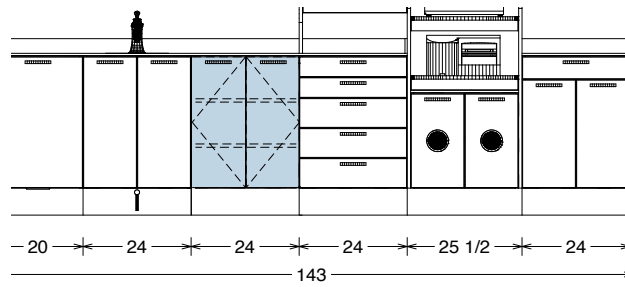
Tailored Sterilization Centers with Storage Option



PFSC10S10

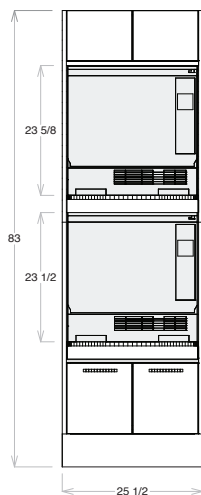


PFSC10S11

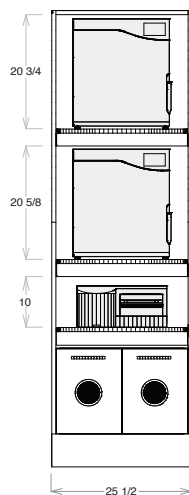


PFSC10S12

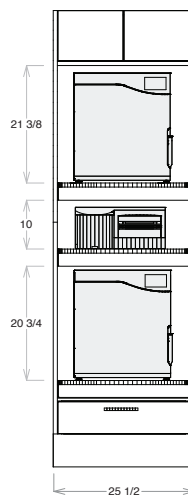
Tower Options



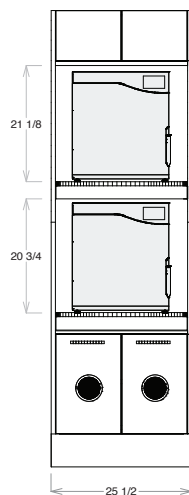
TTWR1



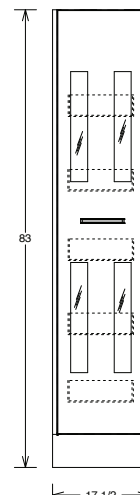
TTWR2



TTWR3



TTWR4



P5000ML  
(Pantry Tower)

TAILORED SOLUTIONS FOR YOUR DENTAL PRACTICE

# ALLURE COLLECTION



For more information, contact MCC at 1-800-388-6236 or visit [www.mccdental.com](http://www.mccdental.com)

# ALLURE CABINET COLLECTION

*Affordable Quality, Stylish Simplicity: Elevate Your Practice with Our Competitively priced ALLURE Cabinet Essentials!*

## ALLURE Cabinet Features

### Casework (internal):

- ✓ Independent levelling legs
- ✓ Mounting hardware provided for wood and concrete floor anchoring
- ✓ Industrial grade particleboard (45-50+ lb./ 20-22 kg density)
- ✓ 1 mm white edge band
- ✓ White melamine covering
- ✓ 100% Recycled board

### Outerheads (external):

- ✓ Industrial grade particleboard (45+ lb./20+ kg)
- ✓ 2 mm color-and pattern-matched edge banding
- ✓ High-pressure decorative laminate
- ✓ Lead free, non-toxic, eco-friendly radiation shielding
- ✓ Soft-close drawers
- ✓ Soft-close hinges
- ✓ Adjustable 1/4" Solid Surface shelves
- ✓ Steri towers with 3/4" Solid Surface pull-out shelves
- ✓ Fastened in place (removable) countertops
- ✓ Custom MCC medical grade electrical outlets
- ✓ Subbase in stainless steel laminate with marine grade plywood substrate with leveling legs

# WE HAVE YOU COVERED



At MCC Dental we stand behind our products with a Ten (10) Year casework warranty. We want every MCC Dental customer to be satisfied and covered for a long time because, with more than 50 years in the business, we believe that our cabinets are built to last, with a craftsmanship and passion that distinguish us from our competitors. Whether it's modular, custom construction, sterilization or mobile cabinetry, our philosophy is always to design and deliver the absolute best and durable cabinets for your dental office.

# ALLURE Rear Cabinets



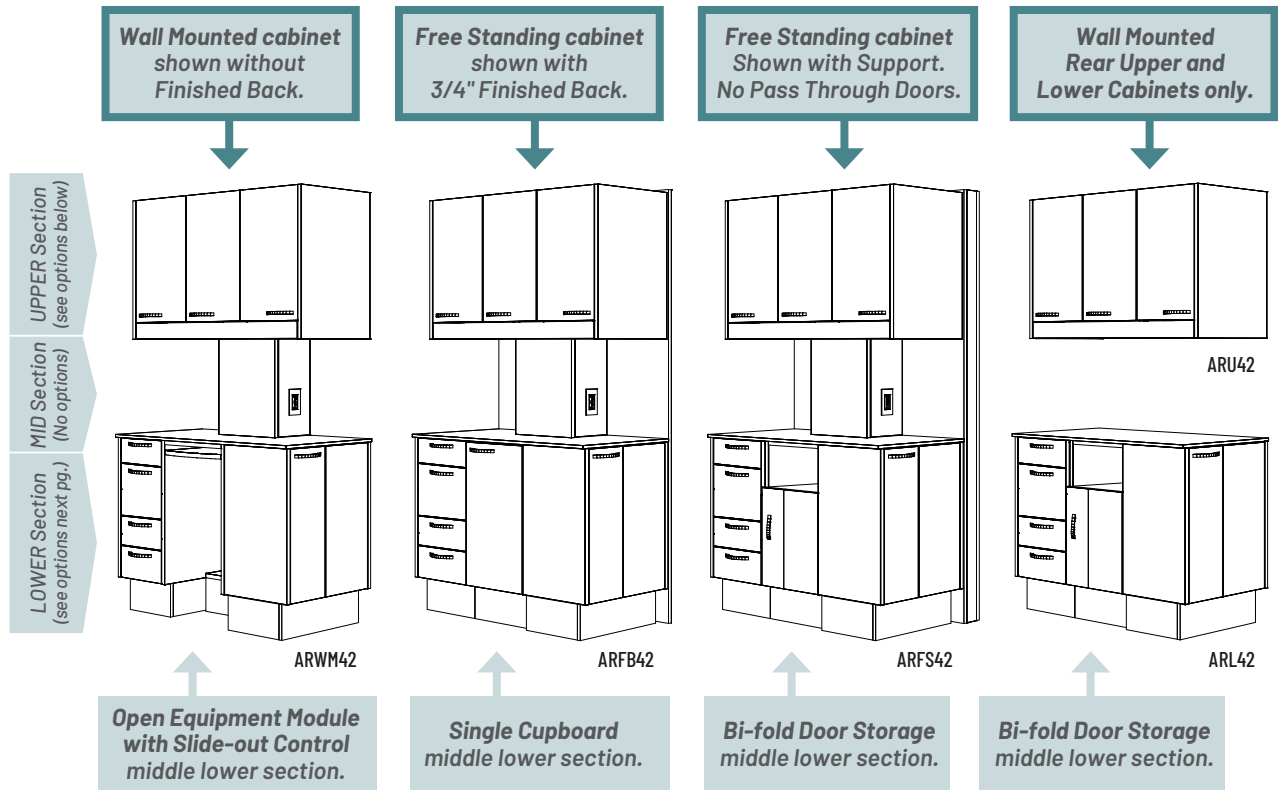
*Shown with  
Open Equipment Module  
with Slideout Control  
and Finished Back*

## General Features

- Solid surface countertop
- Midsection brushed aluminum accent panel
- PVC edging
- 5" brushed metal handles
- Upper cabinets can be integrated into cabinet construction or wall mounted
- Midsection with 2 medical grade electrical outlets
- Ability to accommodate both left and right handed dentists
- Soft-close drawers
- 155° soft-close hinges
- Subbase in stainless steel laminate with marine grade plywood substrate with leveling legs (optional HDPE for enhance durability)
- 10-year Warranty



# ALLURE COLLECTION 42" Rear Cabinet



See below and next page for more options

STEP 1 - SELECT YOUR 42" CABINET	Part Number	Retail	✓
ALLURE 42" Rear Cabinet - Wall Mounted	ARWM42		
ALLURE 42" Rear Cabinet with 3/4" - 74" Tall, 42" Wide Finished Back Panel for Free Standing Cabinet (with Pass Through Doors available)	ARFB42		
ALLURE 42" Rear Cabinet with 74" x 42" Wide Support for Free Standing Cabinet (Pass Through Doors NOT available)	ARFS42		
ALLURE 42" Rear Cabinet Lower Only	ARL42		
ALLURE 42" Rear Cabinet Upper Only	ARU42		
Add 3/4", 31-1/2" Tall, 42" Wide Finished Back Panel for Lower Section Only	ARLFBP42	<b>N.C.</b>	

STEP 2 - SELECT YOUR 42" UPPER	Part Number	Retail	✓
42" Upper with 5 Solid Surface Shelves (Left or Right)	AU426	<b>INCLUDED</b>	
42" Upper with Pass Through Doors (Available with 3/4" Finished Back Only)	AU42PT	<b>N.C.</b>	
42" Upper with CPU in center/2 vents	AU42CPU	<b>N.C.</b>	

<b>TOTAL \$</b>	
-----------------	--

# ALLURE COLLECTION

## 42" Rear Cabinet

STEP 3 - SELECT YOUR 42" LOWER		Part Number	Retail	✓
<b>CHOOSE YOUR LEFT LOWER</b>				
Front facing Single Cupboard	ARLSC42	N.C.		
Front facing 1 Drawer with Cupboard	ARLDC42	N.C.		
Front facing 4 Drawers	ARLF4D42	N.C.		
Front facing 4 Drawer with Equipment Flip Down Door	ARL4DE42	N.C.		
Side facing 4 Drawers	ARL4D42	N.C.		
Side facing 2 Drawers with Slide-out Tray	ARLS042	N.C.		
Side facing Bi-fold Door Storage	ARLBFD42	N.C.		
<b>CHOOSE YOUR MIDDLE LOWER</b>				
Open Equipment Module for Slide-out Control	ARMLOEM42	N.C.		
Single Cupboard	ARMLSC42	N.C.		
Bi-fold Door Storage	ARMLBFD42	N.C.		
<b>CHOOSE YOUR RIGHT LOWER</b>				
Front facing Single Cupboard	ARRSC42	N.C.		
Front facing 1 Drawer with Cupboard	ARRDC42	N.C.		
Front facing 4 Drawers	ARRF4D42	N.C.		
Front facing 4 Drawer with Equipment Flip Down Door	ARR4DE42	N.C.		
Side facing 4 Drawers	ARR4D42	N.C.		
Side facing 2 Drawers with Slide-out Tray	ARRS042	N.C.		
Side facing Bi-fold Door Storage	ARRBFD42	N.C.		

STEP 4 - SELECT YOUR COLORS	Retail
Please see page 94 for links to view the available Allure colors on our website	<b>INCLUDED</b>

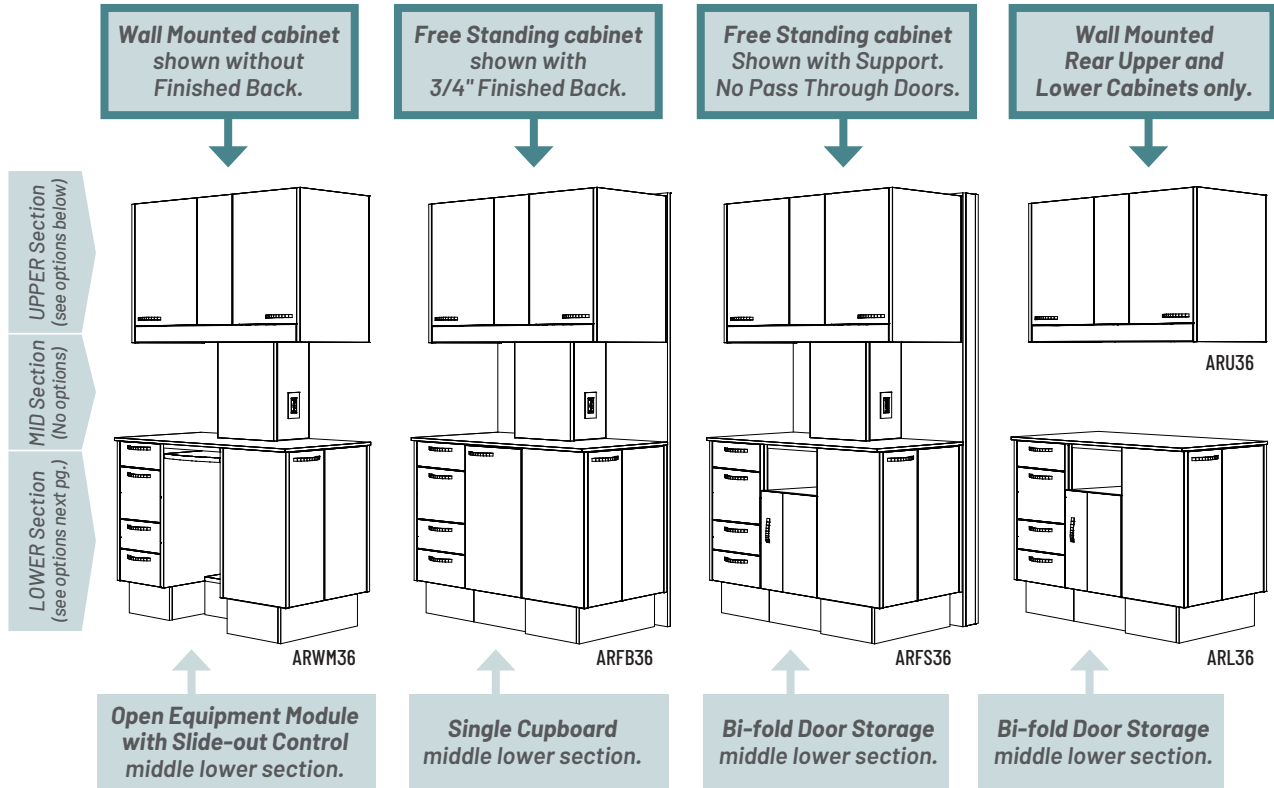
MIDDLE LOWER CONTROL OPTIONS	Part Number	Retail	✓
Under Surface 3-HP Automatic Control with Vacuum Package and Clean Water, 2-HVE, 1-SE and Air/Water Regulators (for ARMLOEM42)	MC3250		
Under Surface Vacuum Package with Clean Water, 2-HVE, 1-SE and air regulator (for ARMLOEM42)	MC5150		
Arm Assembly with Floating Work Surface and Mounting Plate (for ARMLBFD42), Control Not Included	MDLAASS		
MC3250 Control with Arm Assembly, Floating Work Surface and Mounting Plate (for ARMLBFD42)	MC3250FL		
MC5150 Vacuum Package with Arm Assembly, Floating Work Surface and Mounting Plate (for ARMLBFD42)	MC5150FL		

*See page 66 for more Controls details*

OPTIONS	Part Number	Retail	✓
Countertop 3-1/4" Backsplash	—	N.C.	
HPDE subbase for enhance durability with leveling legs	—		
Cutout for Flowmeter (please provide details)	—		
Task Light 24" LED	MPTL24LH		
Sliding Monitor Mount	MCCPN502		

<b>TOTAL \$</b>	
-----------------	--

# ALLURE COLLECTION 36" Rear Cabinet



See below and next page for more options

STEP 1 - SELECT YOUR 36" CABINET	Part Number	Retail	✓
ALLURE 36" Rear Cabinet - Wall Mounted	ARWM36		
ALLURE 36" Rear Cabinet with Added 3/4" - 74" Tall, 36" Wide Finished Back Panel for Free Standing Cabinet (Pass Through Doors NOT available)	ARFB36		
ALLURE 36" Rear Cabinet with 74" x 36" Wide Support for Free Standing Cabinet (with Pass Through Doors available)	ARFS36		
ALLURE 36" Rear Cabinet Lower Only	ARL36		
ALLURE 36" Rear Cabinet Upper Only	ARU36		
Add 3/4", 31-1/2" Tall, 36" Wide Finished Back Panel for Lower Section Only	ARLFBP36	N.C.	

STEP 2 - SELECT YOUR 36" UPPER	Part Number	Retail	✓
36" Upper with 5 Solid Surface Shelves (Left or Right)	AU366	INCLUDED	
36" Upper with Pass Through Doors (Available with 3/4" Finished Back Only)	AU36PT	N.C.	
36" Upper with CPU in center/2 vents	AU36CPU	N.C.	

<b>TOTAL \$</b>	
-----------------	--

# ALLURE COLLECTION

## 36" Rear Cabinet

STEP 3 - SELECT YOUR 36" LOWER		Part Number	Retail	✓
<b>CHOOSE YOUR LEFT LOWER</b>				
Front facing Single Cupboard	ARLSC36	N.C.		
Front facing 1 Drawer with Cupboard	ARLDC36	N.C.		
Front facing 4 Drawers	ARLF4D36	N.C.		
Front facing 4 Drawer with Equipment Flip Down Door	ARL4DE36	N.C.		
Side facing Bi-fold Door Storage	ARLBFD36	N.C.		
<b>CHOOSE YOUR MIDDLE LOWER</b>				
Open Equipment Module for Slide-out Control	ARMLOEM36	N.C.		
Single Cupboard	ARMLSC36	N.C.		
Bi-fold Door Storage	ARMLBFD36	N.C.		
<b>CHOOSE YOUR RIGHT LOWER</b>				
Front facing Single Cupboard	ARRSC36	N.C.		
Front facing 1 Drawer with Cupboard	ARRDC36	N.C.		
Front facing 4 Drawers	ARRF4D36	N.C.		
Front facing 4 Drawer with Equipment Flip Down Door	ARR4DE36	N.C.		
Side facing Bi-fold Door Storage	ARRBFD36	N.C.		

STEP 4 - SELECT YOUR COLORS	Retail
Please see page 94 for links to view the available Allure colors on our website	<b>INCLUDED</b>

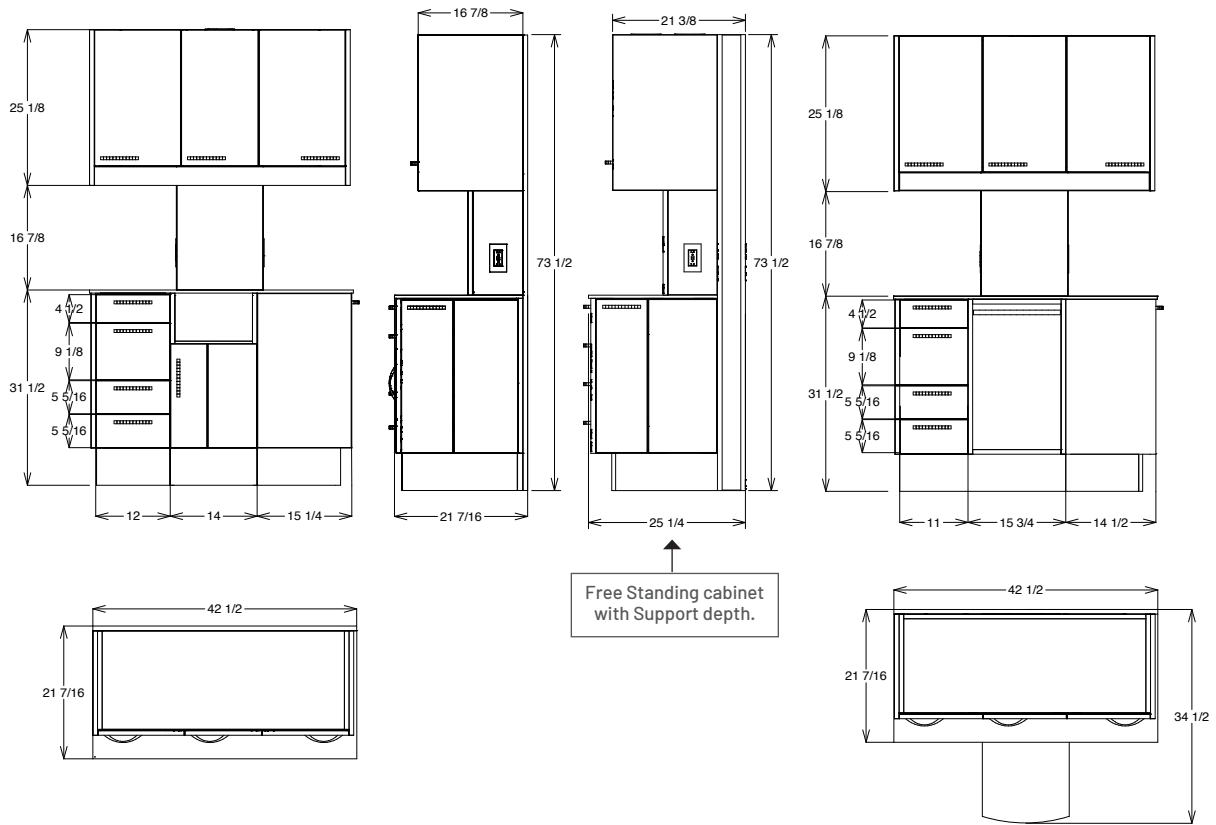
MIDDLE LOWER CONTROL OPTIONS	Part Number	Retail	✓
Under Surface 3-HP Automatic Control with Vacuum Package and Clean Water, 2-HVE, 1-SE and Air/Water Regulators (for ARMLOEM36)	MC3250		
Under Surface Vacuum Package with Clean Water, 2-HVE, 1-SE and air regulator (for ARMLOEM36)	MC5150		
Arm Assembly with Floating Work Surface and Mounting Plate (for ARMLBFD36), Control Not Included	MDLAASS		
MC3250 Control with Arm Assembly, Floating Work Surface and Mounting Plate (for ARMLBFD36)	MC3250FL		
MC5150 Vacuum Package with Arm Assembly, Floating Work Surface and Mounting Plate (for ARMLBFD36)	MC5150FL		
<i>See page 66 for more Controls details</i>			

OPTIONS	Part Number	Retail	✓
Countertop 3-1/4" Backsplash	—	N.C.	
HPDE subbase for enhance durability with leveling legs	—		
Cutout for Flowmeter (please provide details)	—		
Task Light 24" LED	MPTL24LH		
Sliding Monitor Mount	MCCPN502		

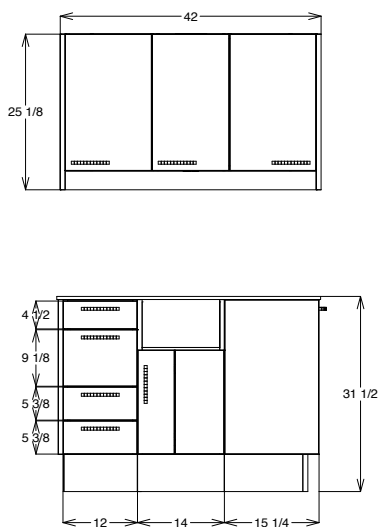
<b>TOTAL \$</b>	
-----------------	--

# ALLURE COLLECTION Rear Cabinets Measurements

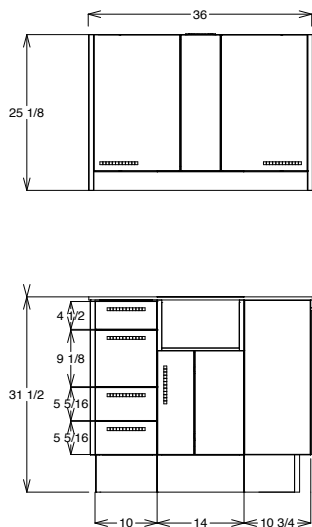
## 42" Rear Cabinets



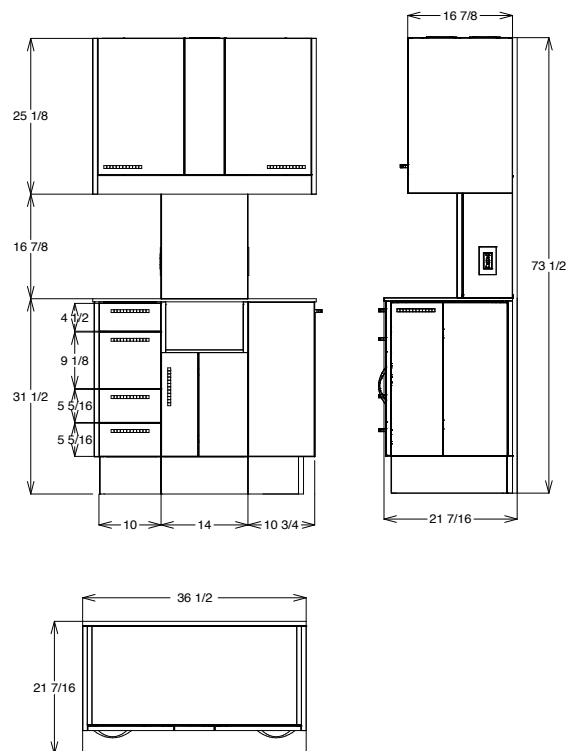
## 42" Rear Cabinets with wall hung Up



## 36" Rear Cabinets with wall hung Up



## 36" Rear Cabinets Measurements



All measurement drawings are shown with Wall Mounted cabinets.

# ALLURE Rear Cabinets with Sink



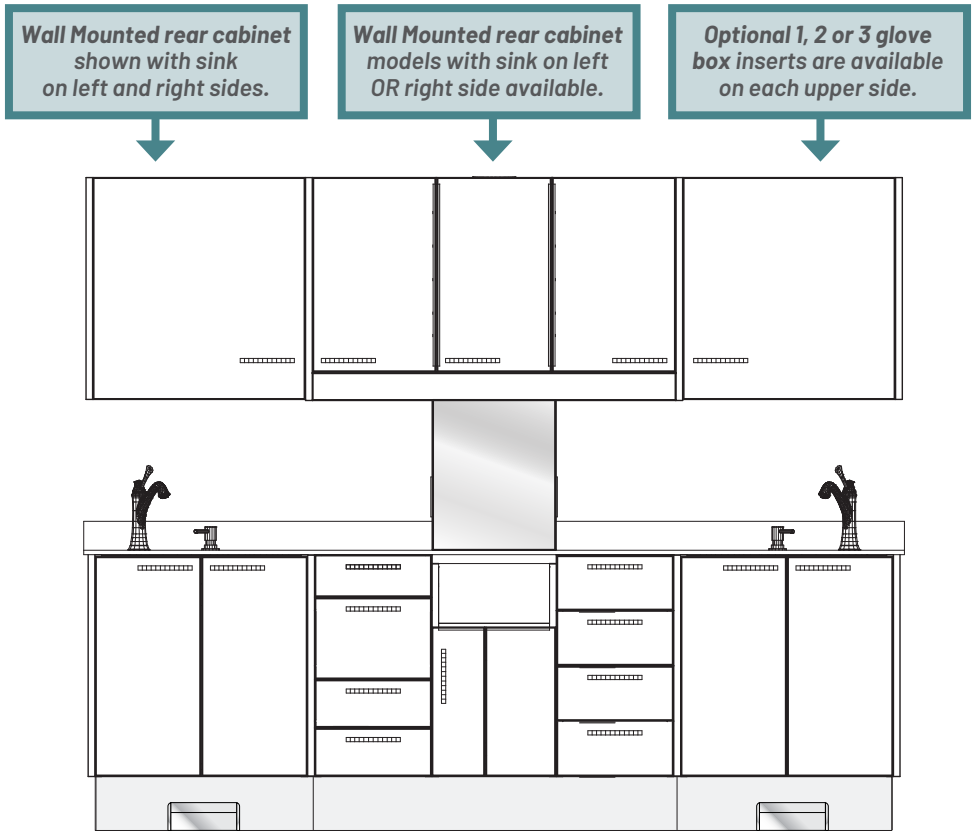
## General Features

- **Wall mounted only**
- Solid surface countertop
- Midsection brushed aluminum accent panel
- Ability to accommodate both left and right handed dentists
- PVC edging
- 5" brushed metal handles
- Integrated countertop waste drop
- Under mounted stainless steel sink included with solid surface counter only
- Hardware and plumbing fixtures included
- 8 Soft-close drawers including 1 equipment drawer and 1 single cupboard middle lower section
- 155° soft-close hinges
- Subbase in stainless steel laminate with marine grade plywood substrate with leveling legs (optional HDPE for enhance durability)
- 10-year Warranty



# ALLURE COLLECTION

## 42" Rear Cabinets with Sink



Bi-fold Door Storage and Drawers included in middle lower section. For Control options go to pg 47, 49 or 66.

STEP 1 - SELECT YOUR REAR WITH SINK				Part Number	Retail	✓
<b>ALLURE 42" Rear Cabinet with 2 Sinks on left and right side. 92-1/2" total length.</b>				<b>AR42DS92</b>		
Add 2 Large waste pails 9-1/2" X 13" X 15"H 21qtz				MB5R21Q	N.C.	
Add 2 Counter Waste Drops				MB-11M	N.C.	
Add 2 Cup and Towel Dispensers				MP128B	N.C.	
Add 2 GFI Duplex Outlets with BX Wire & Box				MP13GFIKT	N.C.	
Add Glove Dispensers (see Step 2 option)					N.C.	
Tapmaster Hands Free Water Activation System				AMP1750		
MC3250		MC5150		MDLAASS		MC3250FL
						MC5150FL
<b>ALLURE 42" Rear Cabinet with 2 Sinks on left and right side. 84-1/2" total length.</b>				<b>AR42DS84</b>		
Add 2 Large waste pails 9-1/2" X 13" X 15"H 21qtz				MB5R21Q	N.C.	
Add 2 Counter Waste Drops				MB-11M	N.C.	
Add 2 Cup and Towel Dispensers				MP128B	N.C.	
Add 2 GFI Duplex Outlets with BX Wire & Box				MP13GFIKT	N.C.	
Add Glove Dispensers (see Step 2 option)					N.C.	
Tapmaster Hands Free Water Activation System				AMP1750		
MC3250		MC5150		MDLAASS		MC3250FL
						MC5150FL

ALLURE 42" Rear Cabinet with 1 Sink on left side. 67-3/4" total length.				AR42LS67			
Add 1 Large waste pail 9-1/2" X 13" X 15"H 2lqtz				MB5R21Q		N.C.	
Add 1 Counter Waste Drop				MB-11M		N.C.	
Add 1 Cup and Towel Dispenser				MP128B		N.C.	
Add 1 GFI Duplex Outlet with BX Wire & Box				MP13GFIKT		N.C.	
Add Glove Dispensers (see Step 2 option)						N.C.	
Tapmaster Hands Free Water Activation System				AMP1750			
MC3250		MC5150		MDLAASS		MC3250FL	MC5150FL

ALLURE 42" Rear Cabinet with 1 Sink on right side. 67-3/4" total length.				AR42RS67			
Add 1 Large waste pail 9-1/2" X 13" X 15"H 2lqtz				MB5R21Q		N.C.	
Add 1 Counter Waste Drop				MB-11M		N.C.	
Add 1 Cup and Towel Dispenser				MP128B		N.C.	
Add 1 GFI Duplex Outlet with BX Wire & Box				MP13GFIKT		N.C.	
Add Glove Dispensers (see Step 2 option)						N.C.	
Tapmaster Hands Free Water Activation System				AMP1750			
MC3250		MC5150		MDLAASS		MC3250FL	MC5150FL

ALLURE 42" Rear Cabinet with 1 Sink on left side. 63-3/4" total length.				AR42LS63			
Add 1 Large waste pail 9-1/2" X 13" X 15"H 2lqtz				MB5R21Q		N.C.	
Add 1 Counter Waste Drop				MB-11M		N.C.	
Add 1 Cup and Towel Dispenser				MP128B		N.C.	
Add 1 GFI Duplex Outlet with BX Wire & Box				MP13GFIKT		N.C.	
Add Glove Dispensers (see Step 2 option)						N.C.	
Tapmaster Hands Free Water Activation System				AMP1750			
MC3250		MC5150		MDLAASS		MC3250FL	MC5150FL

ALLURE 42" Rear Cabinet with 1 Sink on right side. 63-3/4" total length.				AR42RS63			
Add 1 Large waste pail 9-1/2" X 13" X 15"H 2lqtz				MB5R21Q		N.C.	
Add 1 Counter Waste Drop				MB-11M		N.C.	
Add 1 Cup and Towel Dispenser				MP128B		N.C.	
Add 1 GFI Duplex Outlet with BX Wire & Box				MP13GFIKT		N.C.	
Add Glove Dispensers (see Step 2 option)						N.C.	
Tapmaster Hands Free Water Activation System				AMP1750			
MC3250		MC5150		MDLAASS		MC3250FL	MC5150FL

STEP 2 - SELECT OPTIONAL GLOVE BOX INSERTS	Part Number	Retail	✓
Add optional Optional 1 glove box insert on left upper side	ALGDL1	N.C.	
Add optional Optional 2 glove box inserts on left upper side	ALGDL2	N.C.	
Add optional Optional 3 glove box inserts on left upper side	ALGDL3	N.C.	
Add optional Optional 1 glove box insert on right upper side	ALGDR1	N.C.	
Add optional Optional 2 glove box inserts on right upper side	ALGDR2	N.C.	
Add optional Optional 3 glove box inserts on right upper side	ALGDR3	N.C.	

STEP 3 - SELECT YOUR COLORS	Retail
Please see page 94 for links to view the available Allure colors on our website	INCLUDED

OPTIONS	Part Number	Retail	✓
HPDE subbase for enhance durability with leveling legs	—		
Cutout for Flowmeter (please provide details)	—		
Task Light 24" LED	MPTL24LH		
Sliding Monitor Mount	MCCPN502		

<b>TOTAL \$</b>	
-----------------	--

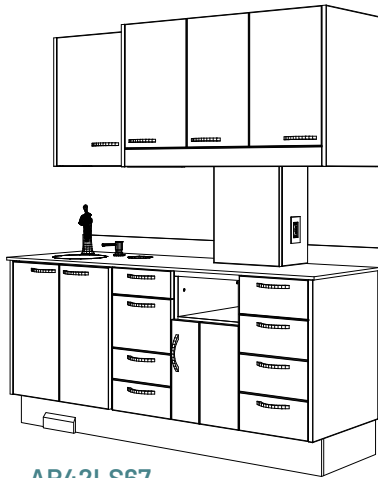
ALLURE COLLECTION  
**42" Rear Cabinets with Sink**



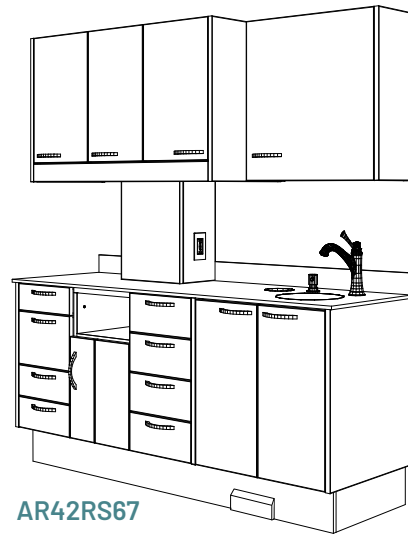
AR42DS92



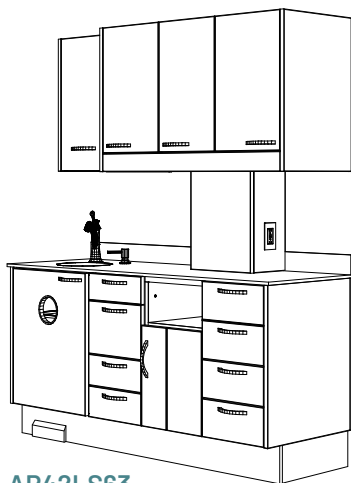
AR42DS84



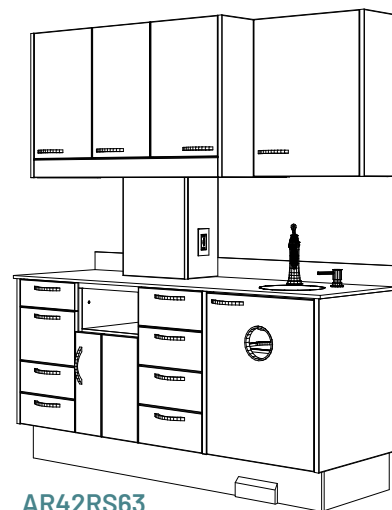
AR42LS67



AR42RS67



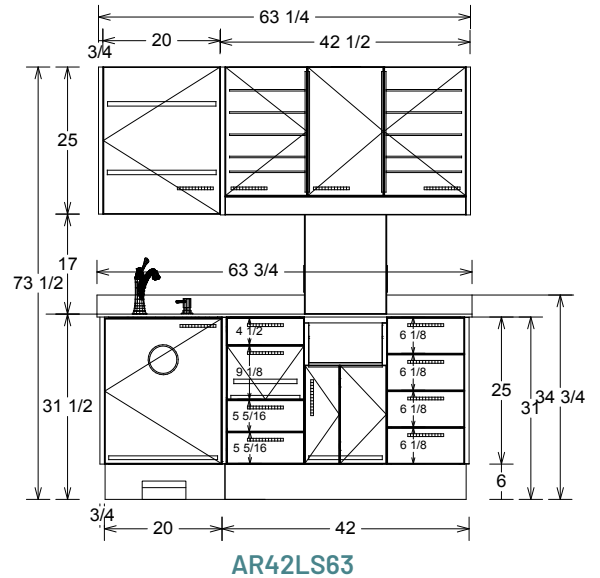
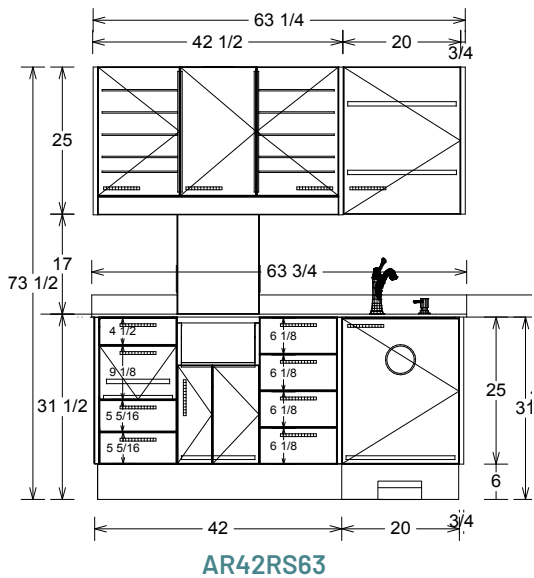
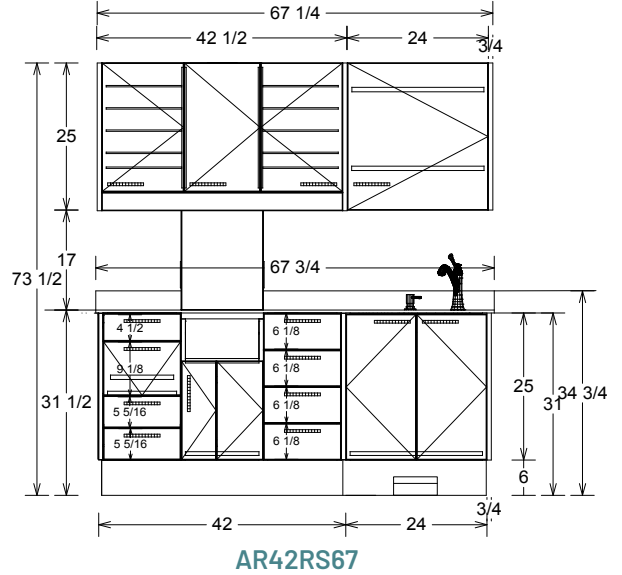
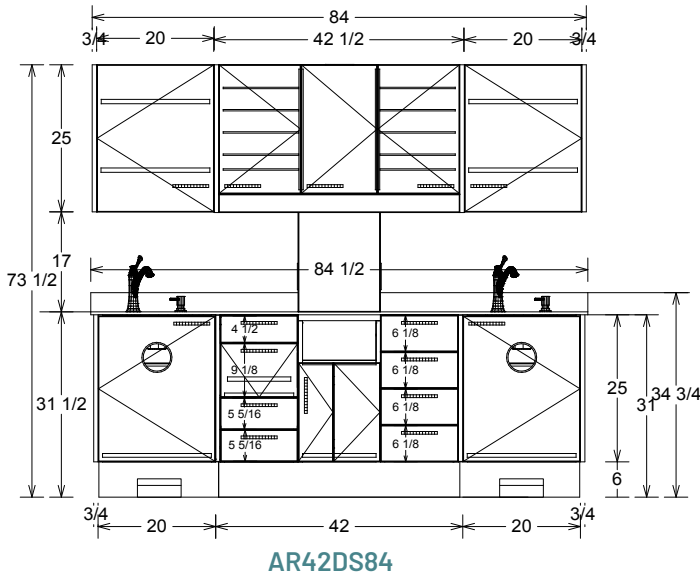
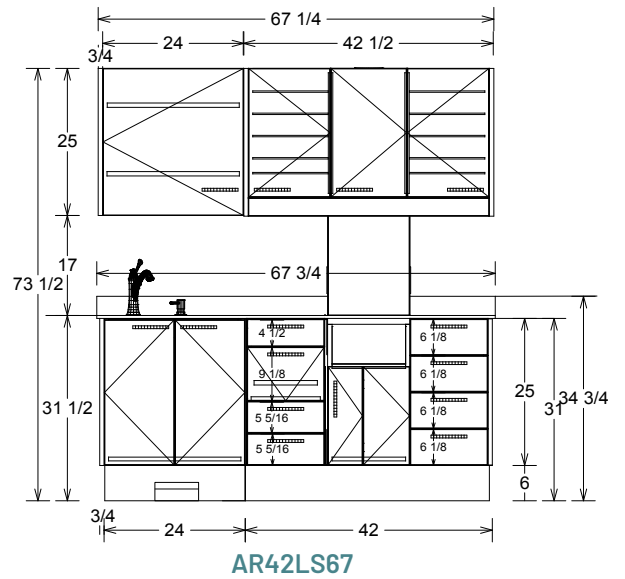
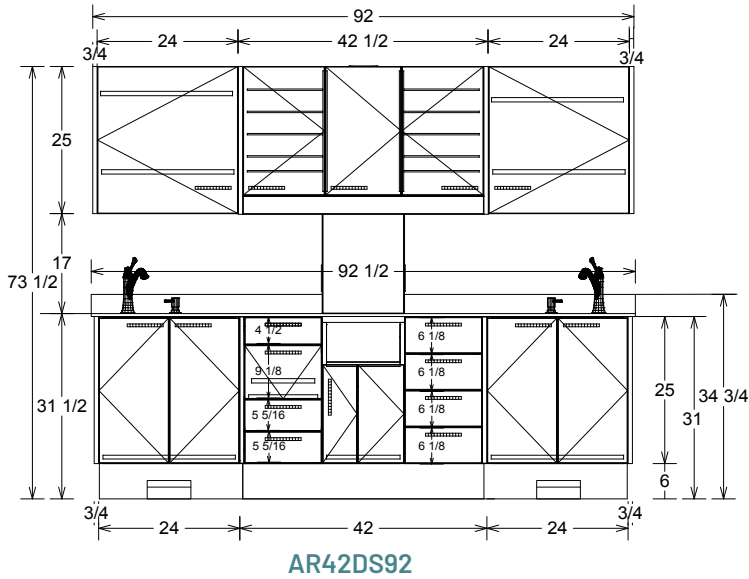
AR42LS63



AR42RS63

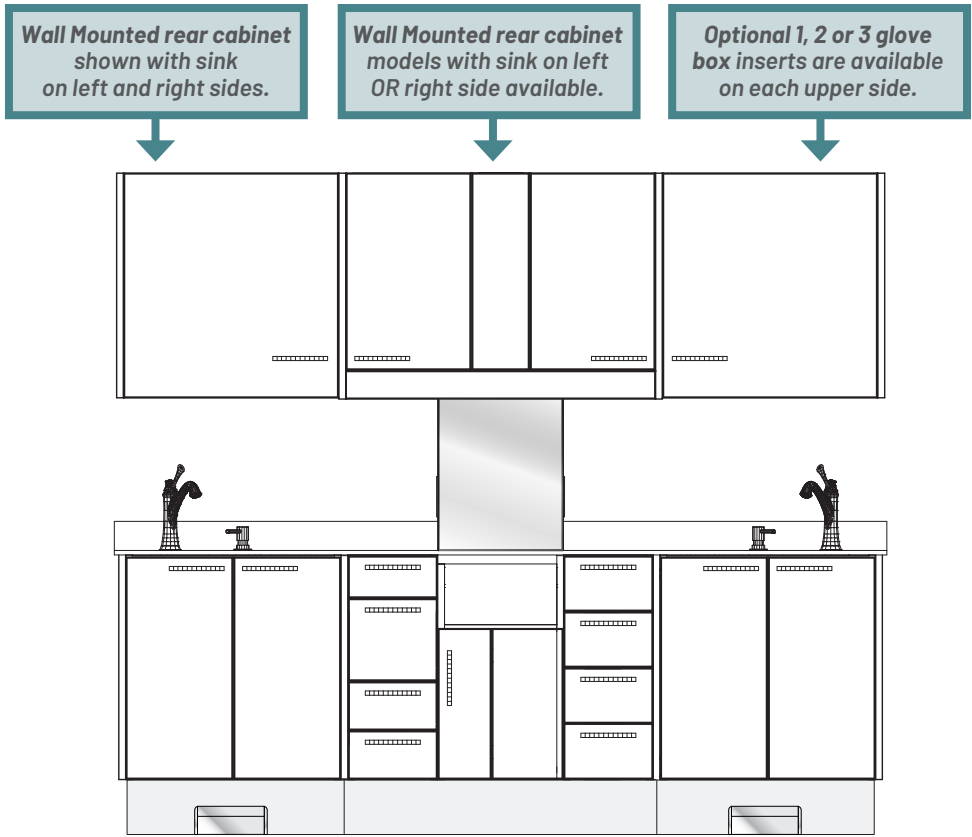
# ALLURE COLLECTION

## 42" Rear Cabinets with Sink Measurements



# ALLURE COLLECTION

## 36" Rear Cabinets with Sink



Bi-fold Door Storage and Drawers included in middle lower section. For Control options go to pg 47, 49 or 66.

STEP 1 - SELECT YOUR REAR WITH SINK				Part Number	Retail	✓
<b>ALLURE 36" Rear Cabinet with 2 Sinks on left and right side. 86" total length.</b>				<b>AR36DS86</b>		
Add 2 Large waste pails 9-1/2" X 13" X 15"H 21qtz				MB5R21Q	N.C.	
Add 2 Counter Waste Drops				MB-11M	N.C.	
Add 2 Cup and Towel Dispensers				MP128B	N.C.	
Add 2 GFI Duplex Outlets with BX Wire & Box				MP13GFIKT	N.C.	
Add Glove Dispensers (see Step 2 option)					N.C.	
Tapmaster Hands Free Water Activation System				AMP1750		
MC3250	MC5150	MDLAASS	MC3250FL	MC5150FL		
<b>ALLURE 36" Rear Cabinet with 2 Sinks on left and right side. 78" total length.</b>				<b>AR36DS78</b>		
Add 2 Large waste pails 9-1/2" X 13" X 15"H 21qtz				MB5R21Q	N.C.	
Add 2 Counter Waste Drops				MB-11M	N.C.	
Add 2 Cup and Towel Dispensers				MP128B	N.C.	
Add 2 GFI Duplex Outlets with BX Wire & Box				MP13GFIKT	N.C.	
Add Glove Dispensers (see Step 2 option)					N.C.	
Tapmaster Hands Free Water Activation System				AMP1750		
MC3250	MC5150	MDLAASS	MC3250FL	MC5150FL		

<b>ALLURE 36" Rear Cabinet with 1 Sink on left side. 61-1/4" total length.</b>				<b>AR36LS61</b>		
Add 1 Large waste pail 9-1/2" X 13" X 15"H 21qtz				MB5R21Q	N.C.	
Add 1 Counter Waste Drop				MB-11M	N.C.	
Add 1 Cup and Towel Dispenser				MP128B	N.C.	
Add 1 GFI Duplex Outlet with BX Wire & Box				MP13GFIKT	N.C.	
Add Glove Dispensers (see Step 2 option)					N.C.	
Tapmaster Hands Free Water Activation System				AMP1750		
MC3250		MC5150		MDLAASS		MC3250FL MC5150FL

<b>ALLURE 36" Rear Cabinet with 1 Sink on right side. 61-1/4" total length.</b>				<b>AR36RS61</b>		
Add 1 Large waste pail 9-1/2" X 13" X 15"H 21qtz				MB5R21Q	N.C.	
Add 1 Counter Waste Drop				MB-11M	N.C.	
Add 1 Cup and Towel Dispenser				MP128B	N.C.	
Add 1 GFI Duplex Outlet with BX Wire & Box				MP13GFIKT	N.C.	
Add Glove Dispensers (see Step 2 option)					N.C.	
Tapmaster Hands Free Water Activation System				AMP1750		
MC3250		MC5150		MDLAASS		MC3250FL MC5150FL

<b>ALLURE 36" Rear Cabinet with 1 Sink on left side. 57-1/4" total length.</b>				<b>AR36LS57</b>		
Add 1 Large waste pail 9-1/2" X 13" X 15"H 21qtz				MB5R21Q	N.C.	
Add 1 Counter Waste Drop				MB-11M	N.C.	
Add 1 Cup and Towel Dispenser				MP128B	N.C.	
Add 1 GFI Duplex Outlet with BX Wire & Box				MP13GFIKT	N.C.	
Add Glove Dispensers (see Step 2 option)					N.C.	
Tapmaster Hands Free Water Activation System				AMP1750		
MC3250		MC5150		MDLAASS		MC3250FL MC5150FL

<b>ALLURE 36" Rear Cabinet with 1 Sink on right side. 57-1/4" total length.</b>				<b>AR36RS657</b>		
Add 1 Large waste pail 9-1/2" X 13" X 15"H 21qtz				MB5R21Q	N.C.	
Add 1 Counter Waste Drop				MB-11M	N.C.	
Add 1 Cup and Towel Dispenser				MP128B	N.C.	
Add 1 GFI Duplex Outlet with BX Wire & Box				MP13GFIKT	N.C.	
Add Glove Dispensers (see Step 2 option)					N.C.	
Tapmaster Hands Free Water Activation System				AMP1750		
MC3250		MC5150		MDLAASS		MC3250FL MC5150FL

<b>STEP 2 - SELECT OPTIONAL GLOVE BOX INSERTS</b>	Part Number	Retail	✓
Add optional Optional 1 glove box insert on left upper side	ALGDL1	N.C.	
Add optional Optional 2 glove box inserts on left upper side	ALGDL2	N.C.	
Add optional Optional 3 glove box inserts on left upper side	ALGDL3	N.C.	
Add optional Optional 1 glove box insert on right upper side	ALGDR1	N.C.	
Add optional Optional 2 glove box inserts on right upper side	ALGDR2	N.C.	
Add optional Optional 3 glove box inserts on right upper side	ALGDR3	N.C.	

<b>STEP 3 - SELECT YOUR COLORS</b>	Retail
Please see page 94 for links to view the available Allure colors on our website	<b>INCLUDED</b>

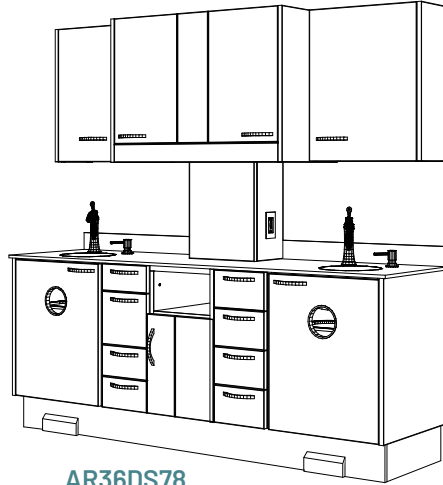
<b>OPTIONS</b>	Part Number	Retail	✓
HPDE subbase for enhance durability with leveling legs	—		
Cutout for Flowmeter (please provide details)	—		
Task Light 24" LED	MPTL24LH		
Sliding Monitor Mount	MCCPN502		

<b>TOTAL \$</b>	
-----------------	--

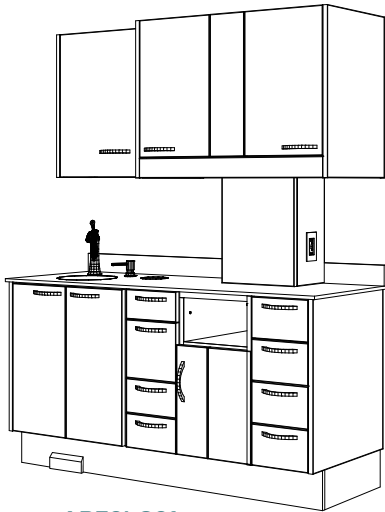
# ALLURE COLLECTION 36" Rear Cabinets with Sink



AR36DS86



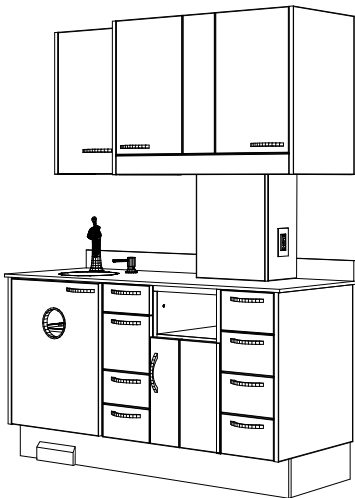
AR36DS78



AR36LS61



AR36RS61



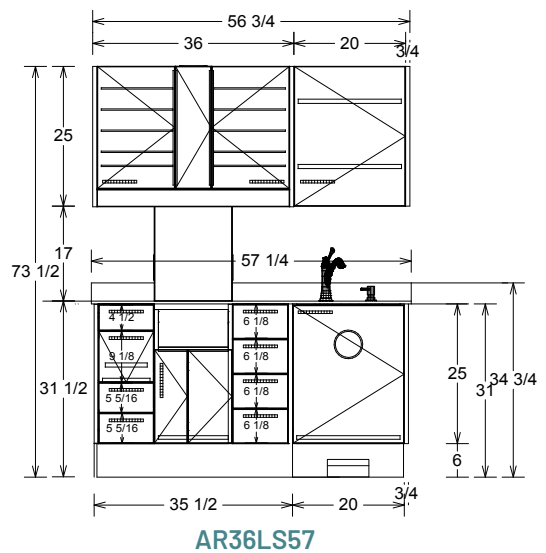
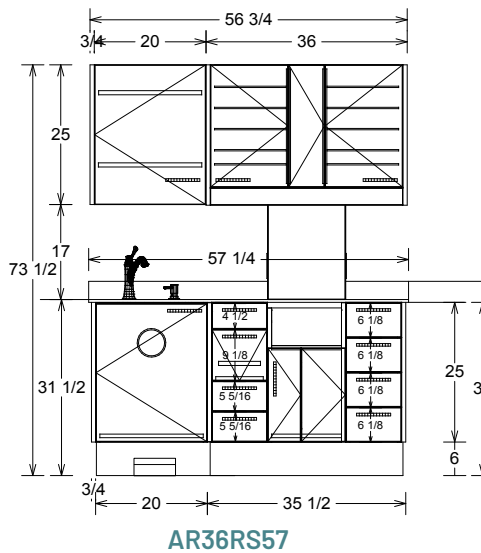
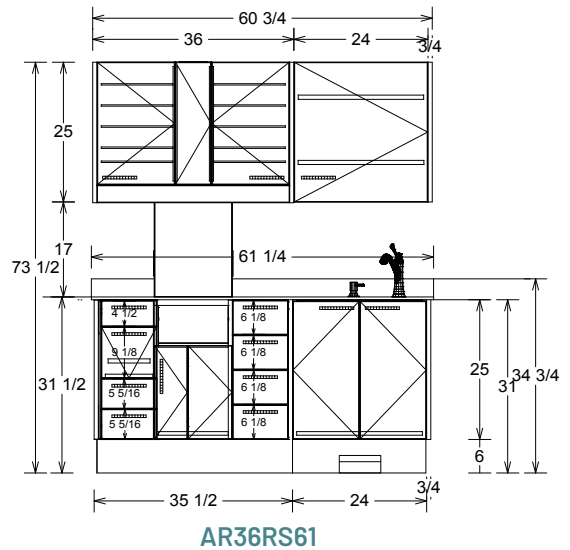
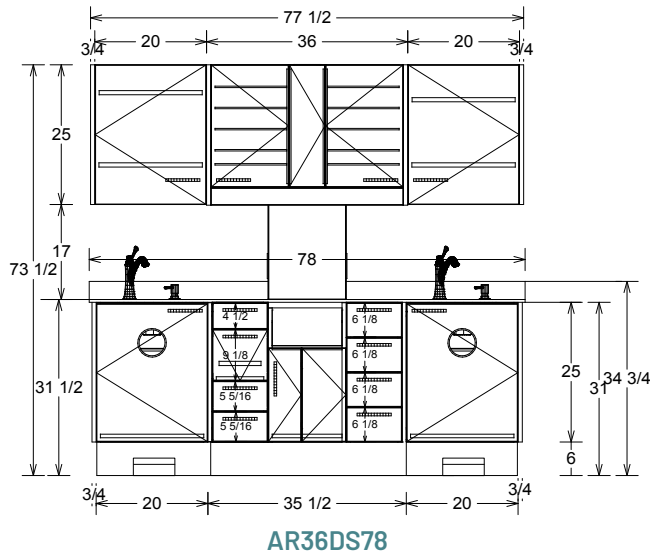
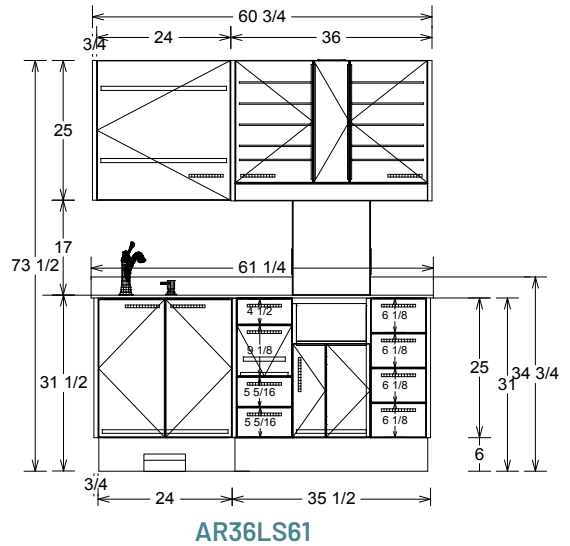
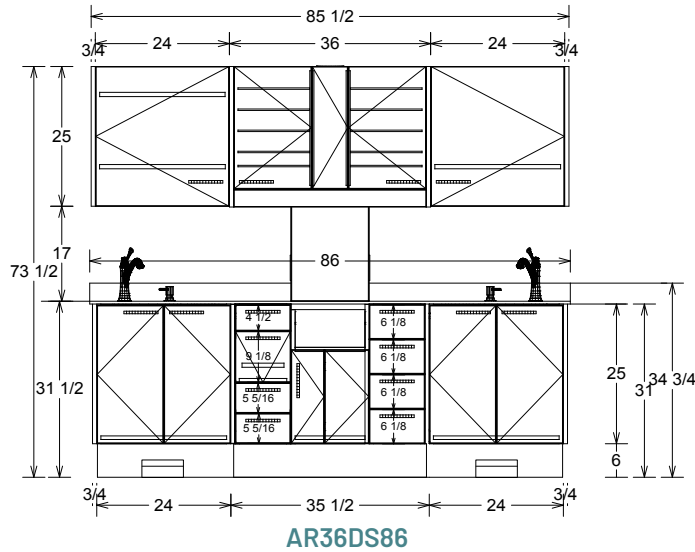
AR36LS57



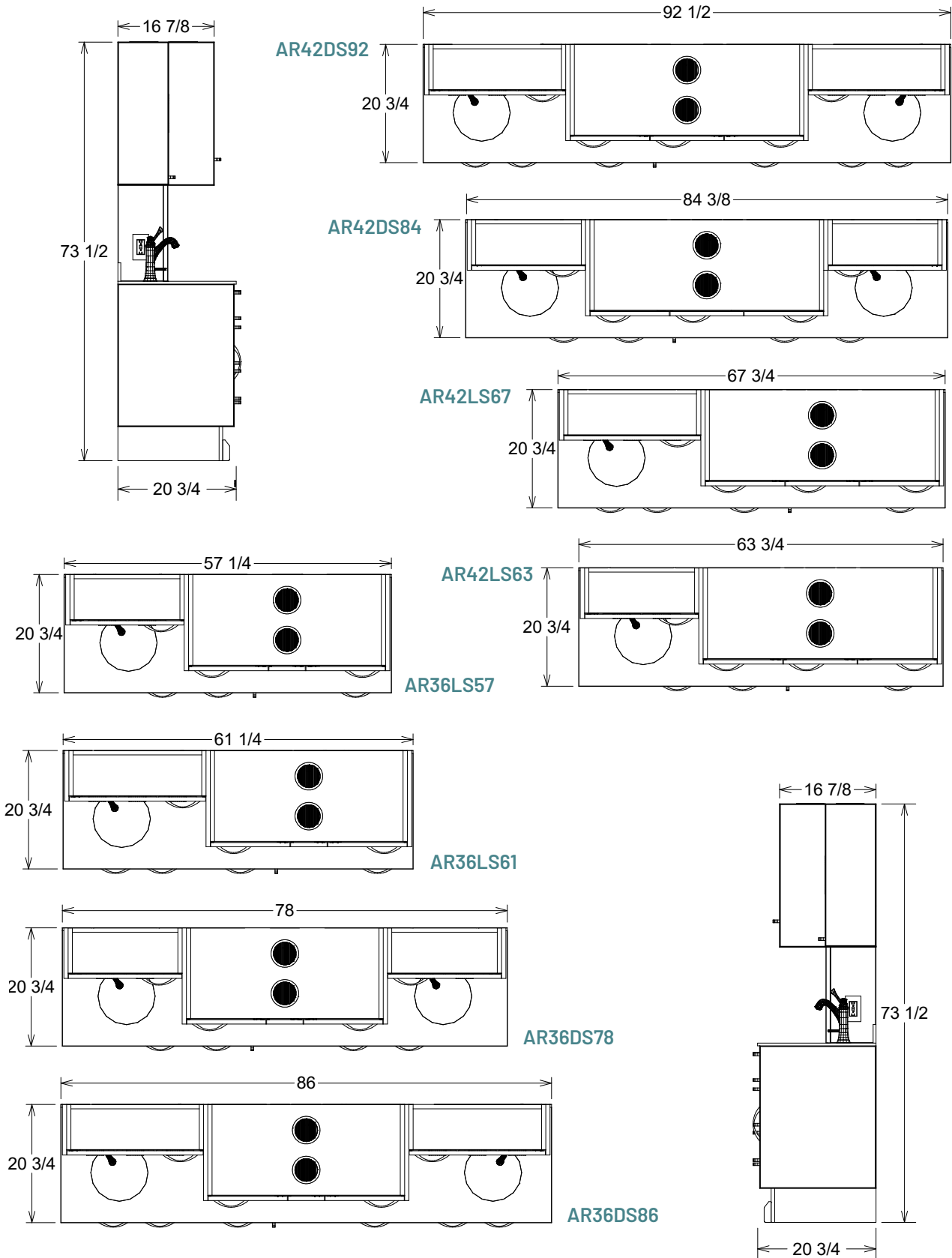
AR36RS57

# ALLURE COLLECTION

## 36" Rear Cabinets with Sink Measurements



# ALLURE COLLECTION 42" and 36" Rear with Sink Cabinets Measurements



# ALLURE Side Cabinets



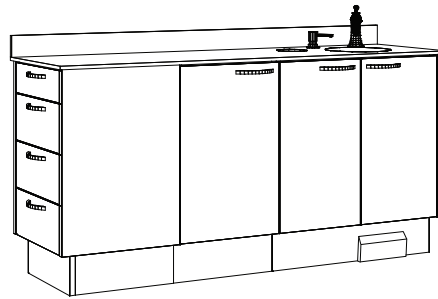

## General Features

- Solid surface countertop
- PVC edging
- 5" brushed metal handles
- Integrated countertop waste drop
- Under mounted stainless steel sink included with solid surface counter only
- Hardware and plumbing fixtures included
- Option countertops without sink and plumbing fixtures
- Soft-close drawers
- 155° soft-close hinges
- Subbase in stainless steel laminate with marine grade plywood substrate with leveling legs (optional HDPE for enhance durability)
- 10-year Warranty



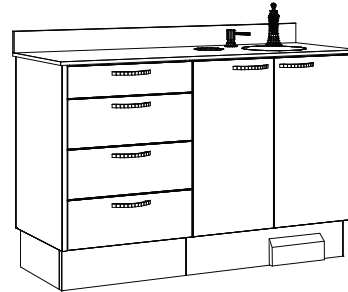
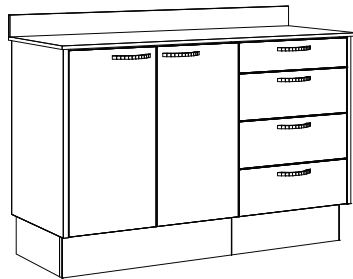
ALLURE COLLECTION  
Side Cabinets

AS63SDLNS  
reverse  
configuration  
AS63SDRNS



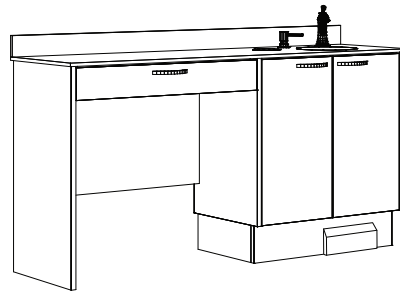

AS63SDR  
reverse  
configuration  
AS63SDL

AS51LNS  
reverse  
configuration  
AS51RNS



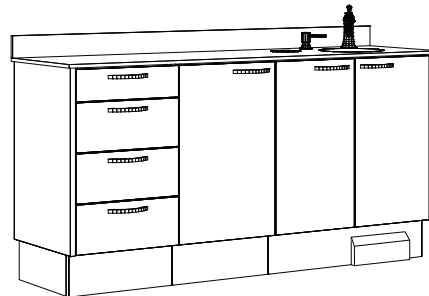
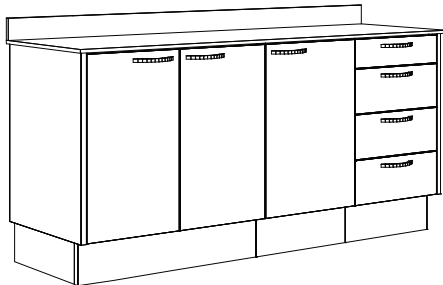
AS51R  
reverse  
configuration  
AS51L

ASPDLNS  
reverse  
configuration  
ASPDNS



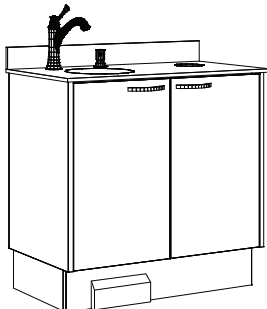
ASPDR  
reverse  
configuration  
ASPDL

AS63FDLNS  
reverse  
configuration  
AS63FDRNS

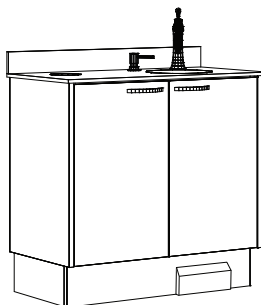


AS63FDR  
reverse  
configuration  
AS63FDL

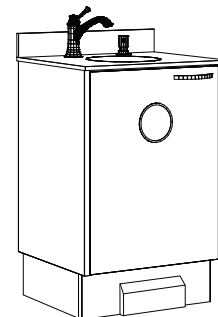
AS33L



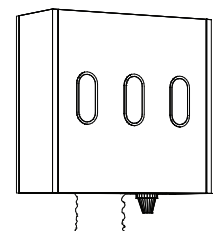
AS33R



AS22



AGT



## ALLURE COLLECTION

# Side Cabinets

STEP 1 - SELECT YOUR SIDE CABINET		Part Number	Retail	✓
63" Side Cabinet, with Side Facing 4 Drawer, Front Doors, 33" tall	No Sink	AS63SDLNS		
		AS63SDRNS		
63" Side Cabinet, with Side Facing 4 Drawer, Front Doors - Add 28" Sink, Faucet 33" tall - No charge	Sink Left	AS63SDL		
	Sink Right	AS63SDR		
51" Side Cabinet, Front Side Drawer, Doors, 33" tall	No Sink	AS51LNS		
		AS51RNS		
51" Side Cabinet, Front Side Drawer, Doors - Add 28" Sink, Faucet 33" tall - No charge	Sink Left	AS51L		
	Sink Right	AS51R		
63" Side Delivery Cabinet, 32" Pencil Drawer, Doors, 33" tall	No Sink	ASPDLNS		
		ASPDNRNS		
63" Side Delivery Cabinet, 32" Pencil Drawer, Doors - Add 28" Sink, Faucet 33" tall - No charge	Sink Left	ASPDL		
	Sink Right	ASPDNR		
63" Side Cabinet, Front Side Drawer, Doors, 33" tall	No Sink	AS63FDLNS		
		AS63FDRNS		
63" Side Cabinet, Front Side Drawer, Doors, - Add 28" Sink, Faucet 33" tall - No charge	Sink Left	AS63FDL		
	Sink Right	AS63FDR		
33" Sink Cabinet, Front Door, 33" tall	Sink Left	AS33L		
	Sink Right	AS33R		
22" Sink Cabinet, 33" tall	Sink Center	AS22		
Glove/Paper Towel/Cup Dispenser	N/A	AGTC		

STEP 2 - SELECT YOUR COLORS	Retail
Please see page 94 for links to view the available Allure colors on our website	<b>INCLUDED</b>

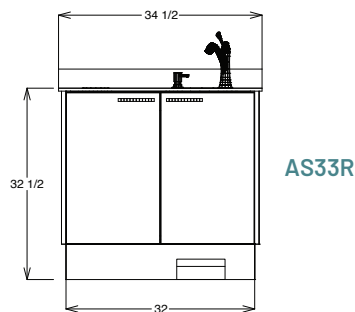
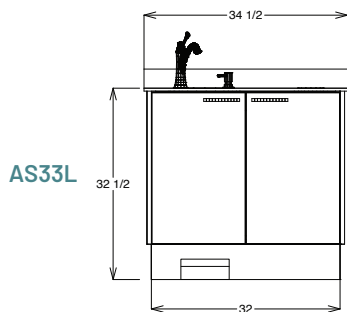
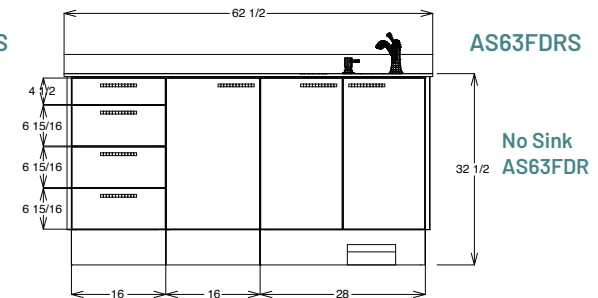
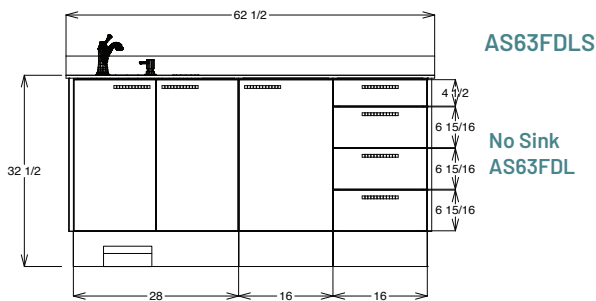
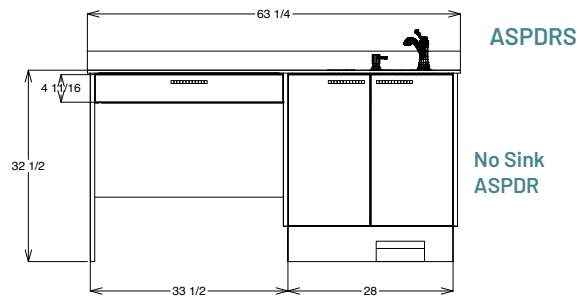
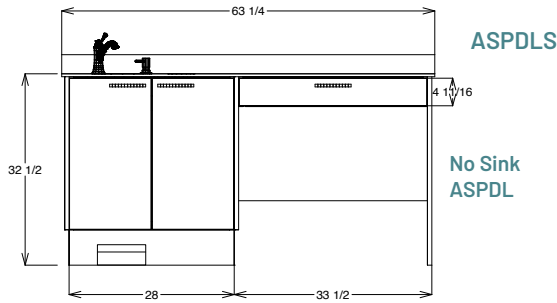
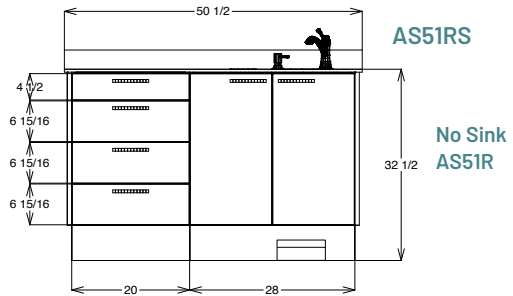
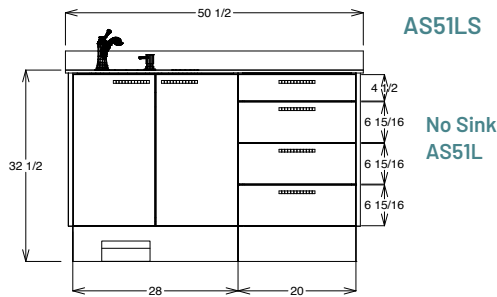
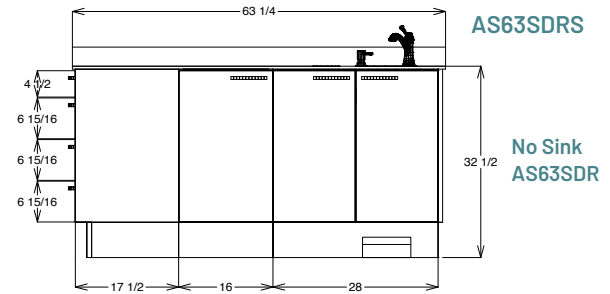
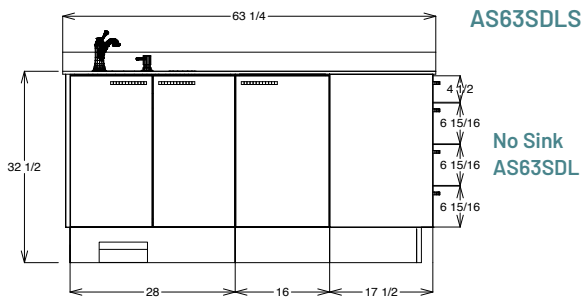
STANDARDS	Part Number	Retail	✓
Stainless Steel Sink	MP1R	<b>N.C.</b>	
Chrome Faucet & Soap Dispenser	MP3MP2K	<b>N.C.</b>	
Counter Waste With Pail	CWWP01	<b>N.C.</b>	
Waste Drop Receptacle, Bin and P-trap Extension (bags not included)	MPTN	<b>N.C.</b>	

OPTIONS	Part Number	Retail	✓
Upper Storage Cabinet H28" W16" Single Door	AUS16		
Upper Storage Cabinet H28" W24" Double Door	AUS24		
Upper Storage Cabinet H28" W36" Double Door	AUS36		
Tapmaster Hands Free Water Activation System	AMP1750		
HPDE subbase for enhance durability with leveling legs	—		
HPDE subbase for enhance durability with leveling legs for ASPD, AS22 and AS33	—		

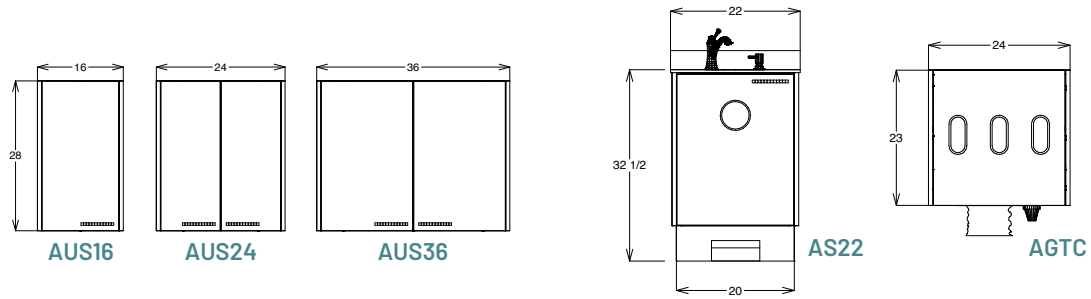
<b>TOTAL \$</b>	
-----------------	--

# ALLURE COLLECTION

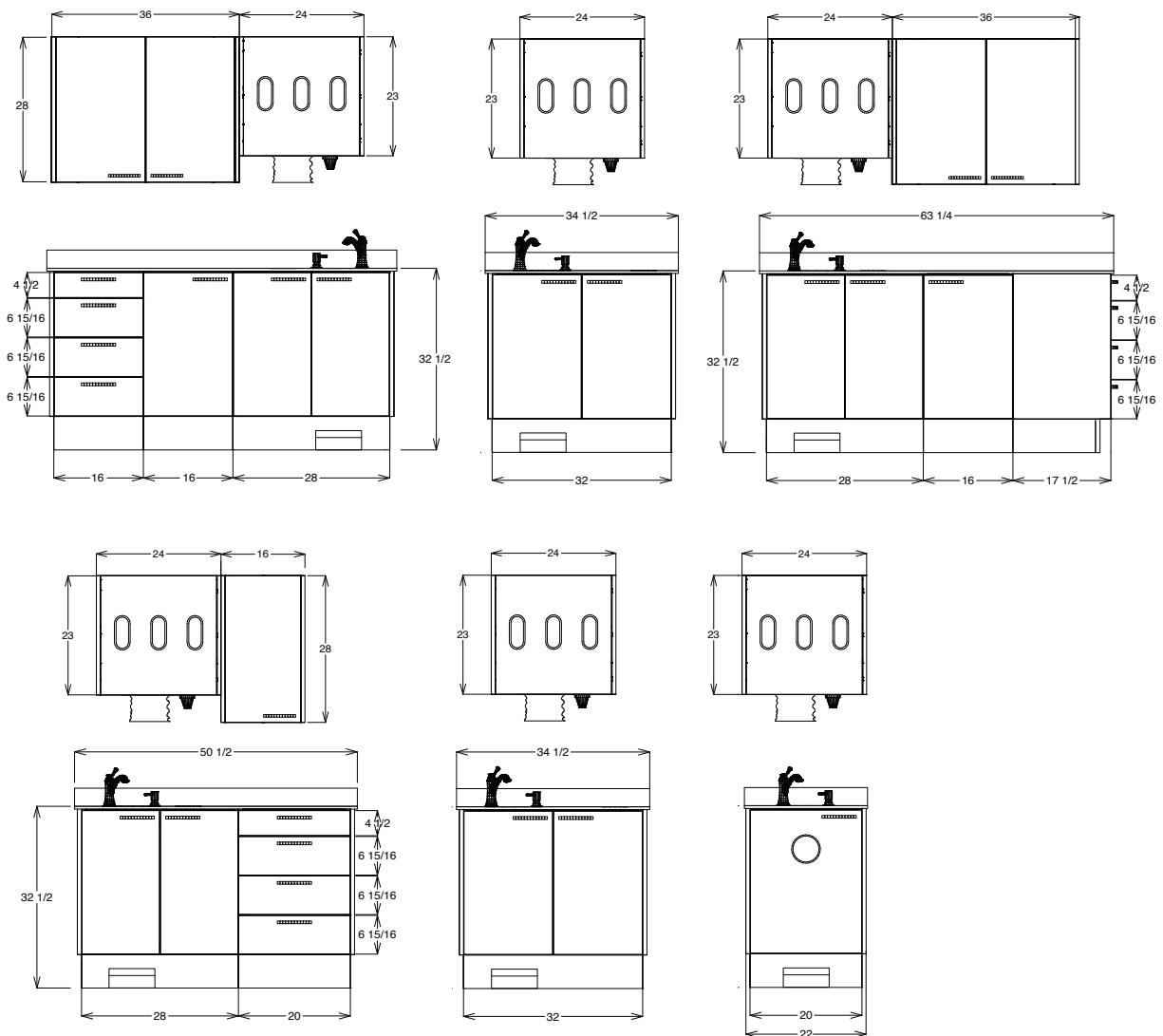
## Side Cabinets Measurements





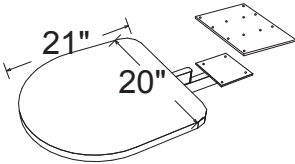

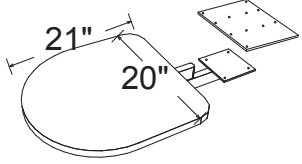

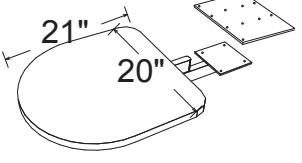
# ALLURE COLLECTION Cabinets Measurements



## Side Cabinets Lower with Uppers Combinations (samples only)



ALLURE COLLECTION  
**Rear Cabinets Control Options** - Controls are not sold separately.

MIDDLE LOWER CONTROL OPTIONS		Part Number	Retail
<p>Under Surface 3-HP Automatic Control with Vacuum Package and Clean Water, 2-HVE, 1-SE and Air/Water Regulators (for ARML0EM36)</p> 	MC3250*		
<p>Under Surface Vacuum Package with Clean Water, 2-HVE, 1-SE and air regulator (for ARML0EM36)</p> 	MC5150*		
<p>Arm Assembly with Floating Work Surface and Mounting Plate (for ARMLBFD36), Control Not Included</p> 	MDLAASS		
<p>MC3250* Control with Arm Assembly, Floating Work Surface and Mounting Plate (for ARMLBFD36)</p>  	MC3250FL*		
<p>MC5150* Vacuum Package with Arm Assembly, Floating Work Surface and Mounting Plate (for ARMLBFD36)</p>  	MC5150FL*		



**\* CALIFORNIA PROP 65 WARNING:** This product can expose you to chemicals including lead which is known to the State of California to cause cancer and birth defects or other reproductive harm. For more information go to [www.P65Warnings.ca.gov](http://www.P65Warnings.ca.gov). Note: Product deemed drinking water safe under NSF 61.372

# ALLURE Center Islands

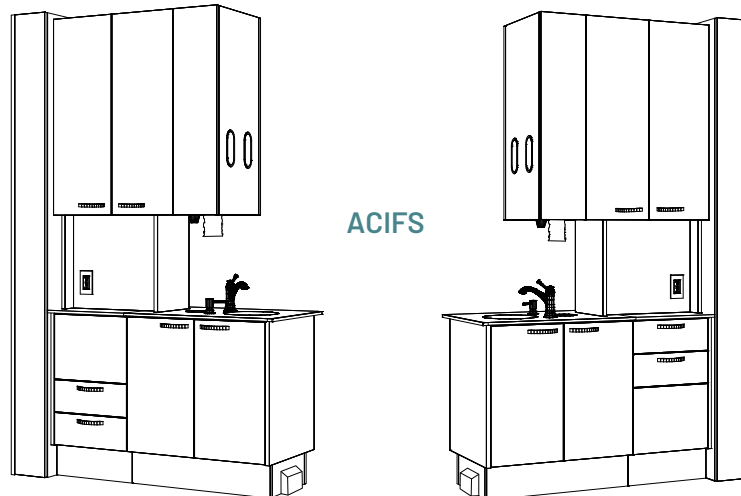
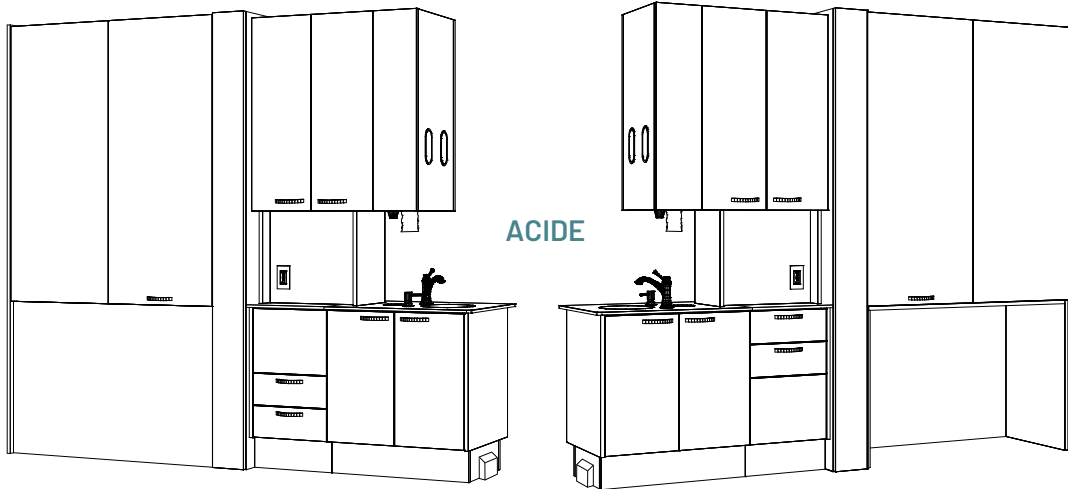
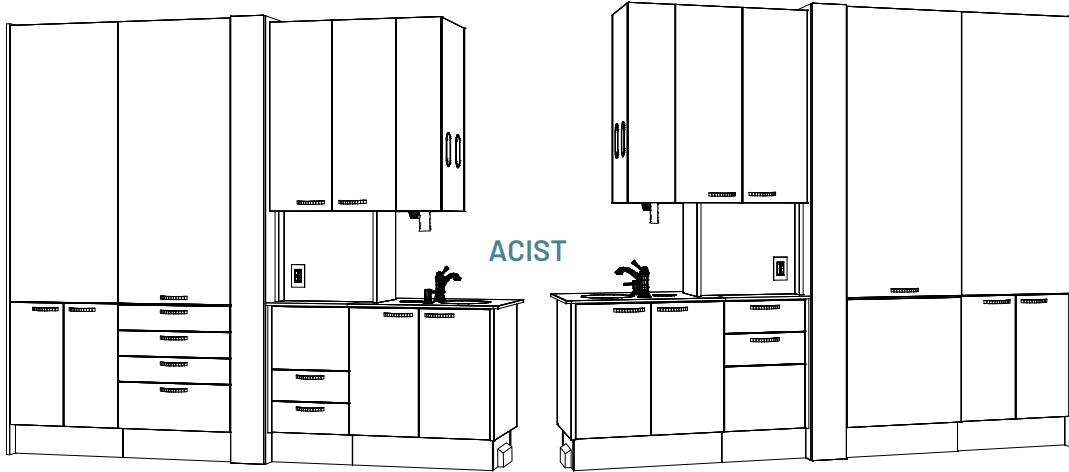


## General Features

- Solid surface countertop
- PVC edging
- 5" brushed metal handles
- 3 configuration options
- Under mounted stainless steel sink with Solid Surface only
- Hardware and plumbing fixtures included
- Tapmaster Hands Free Water Activation System
- 2 medical grade electrical outlets
- Soft-close drawers
- 155° soft-close hinges
- Subbase in stainless steel laminate with marine grade plywood substrate with leveling legs (optional HDPE for enhance durability)
- 10-year Warranty



# ALLURE COLLECTION Center Island Cabinets



# ALLURE COLLECTION

## Center Island Cabinets

STEP 1 - SELECT YOUR CENTER ISLAND CABINET	Part Number	Retail	✓
Center Island 48" Bi-Fold Doors, Pass Through X-Ray Storage, Storage Lower	ACIST		
Center Island 48" Bi-Fold Doors, Pass Through X-Ray Storage, Delivery Lower	ACIDE		
Center Island Front Section Only	ACIFS		

STEP 2 - SELECT YOUR LOWER MODULE	Part Number	Retail	✓
Center Island for Left Delivery	AIDL	N.C.	
Center Island for Right Delivery	AIDR	N.C.	

STEP 3 - SELECT YOUR COLORS	Retail
Please see page 94 for links to view the available Allure colors on our website	INCLUDED

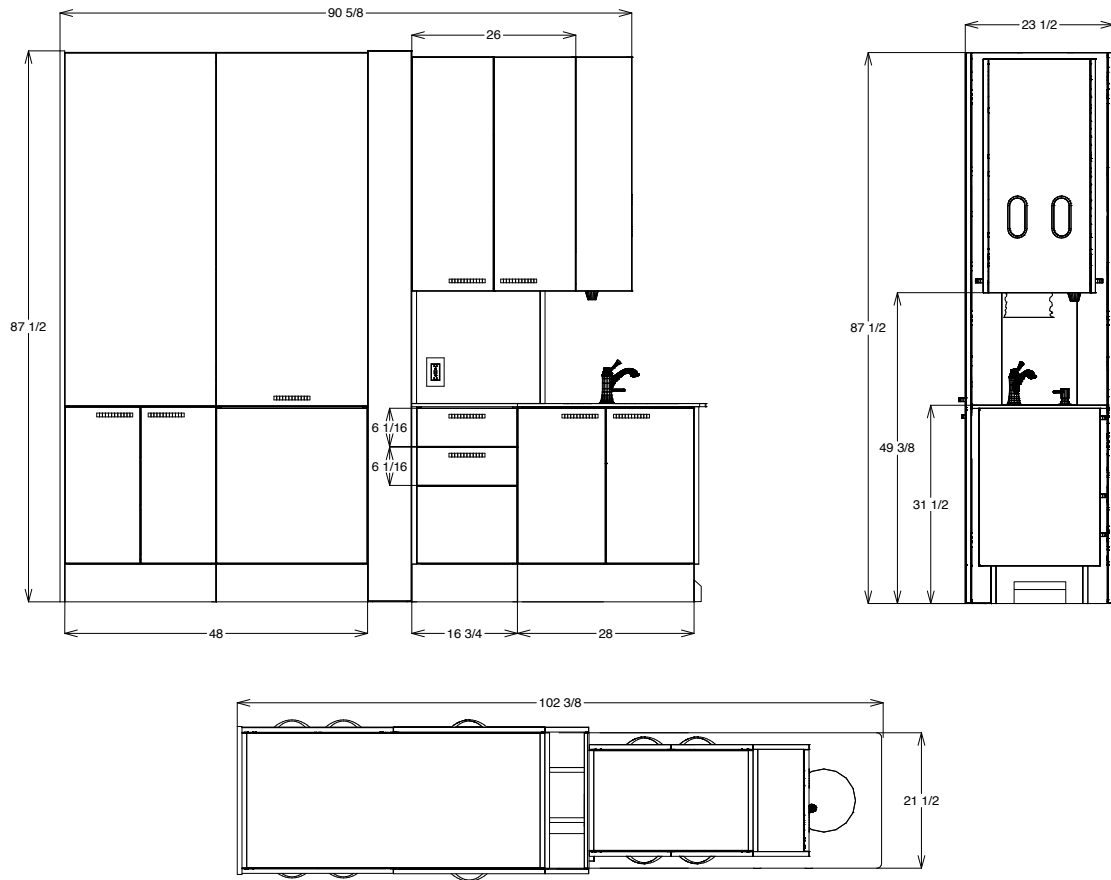
STANDARDS	Part Number	Retail	✓
Glove, Cup and Paper Towel Dispenser	12BGD	N.C.	
Under Counter Mounted Stainless Steel Sink	MPIR	N.C.	
Chrome Faucet and Soap Dispenser	MP3MP2K	N.C.	
Counter Waste With Pail	CWWP01	N.C.	
Tapmaster Hands Free Water Activation System	AMP1750	N.C.	

OPTIONS	Part Number	Retail	✓
HPDE subbase for enhance durability with leveling legs for ACIST	—		
HPDE subbase for enhance durability with leveling legs for ACIDE and ACIFS	—		

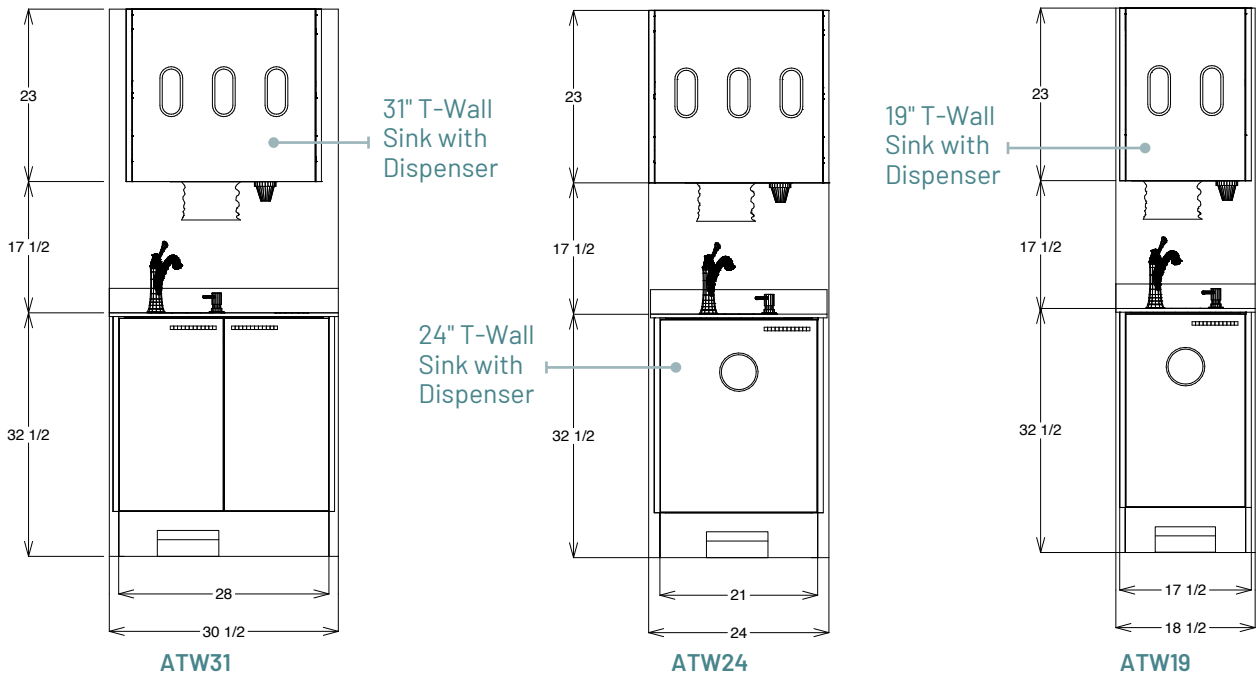
<b>TOTAL \$</b>	
-----------------	--



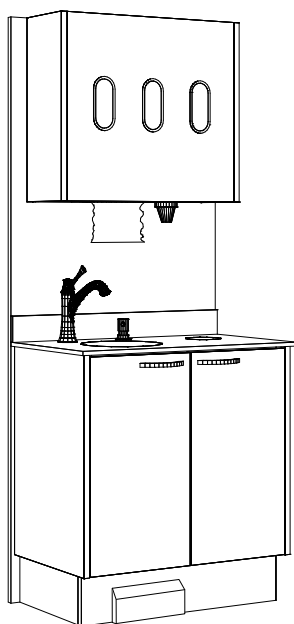
## ALLURE COLLECTION Center Island Measurements



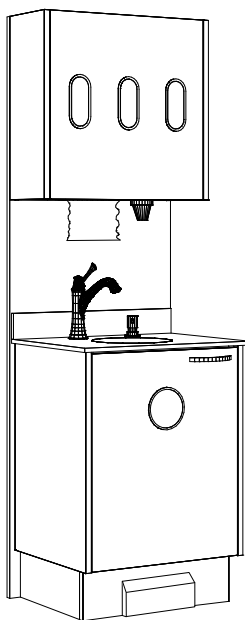
## ALLURE COLLECTION T-wall Measurements




# ALLURE COLLECTION T-Wall Cabinets



ATW31



ATW24



ATW19

STEP 1 - SELECT YOUR SIDE CABINET		Part Number	Retail	✓
31" T-Wall Sink with dispenser	Waste Drop Left	ATW31L		
	Waste Drop Right	ATW31R		
24" T-Wall Sink with dispenser		ATW24		
19" T-Wall Sink with dispenser		ATW19		

STEP 2 - SELECT YOUR T-WALL CABINET		Part Number	Retail	✓
Under Counter Mounted Stainless Steel Sink		MP1R	N.C.	
Chrome Faucet & Soap Dispenser		MP3MP2K	N.C.	
Tapmaster Hands Free Water Activation System		AMP1750		

STEP 3 - SELECT YOUR COLORS		Retail
Please see page 94 for links to view the available Allure colors on our website		INCLUDED

OPTIONS		Part Number	Retail	✓
HPDE subbase for enhance durability with leveling legs		—		

<b>TOTAL \$</b>		
-----------------	--	--

# ALLURE COLLECTION Pediatric Bench



### General Features

- Designed specifically for the Pediatric Dental Practice
- Optional Doctor/Assistant Control
- 5" brushed metal handles
- Multiple laminate colors selection • PVC edging
- Soft-close doors and drawers
- Subbase in stainless steel laminate with marine grade plywood substrate with leveling legs (optional HDPE for enhance durability)
- 10-year Warranty

STEP 1 - SELECT YOUR PEDIATRIC BENCH	Part Number	Retail	✓
Pediatric Bench with upholstery (black only)	APED0BSM		

STEP 2 - SELECT YOUR CONTROL/VACUUM	Part Number	Retail	✓
2-HP Automatic Control with AW Syringe, Dual Folding Arms, Vacuum (1-HVE, 1-SE) and AW Syringe, Wall Mount Clean Water, air only regulator	MC2200P*		
Fiber-Optic System for One Hand piece, 5 Hole	MC1HPFO*		
6 Pin Fiber-Optic System for One Hand piece	MC1HPFO-6*		
Assistant's only package with AW Syringe (1-HVE, 1-SE) with Folding Arms and Vacuum Utilities	MCPDVK2U*		
Clean Water	MCSCWM1*		
Additional Universal Autoclavable HVE position with tubing	MC1HVE*		
Routing Valve Kit with Water Shutoff & Regulator	MCRVK1*		

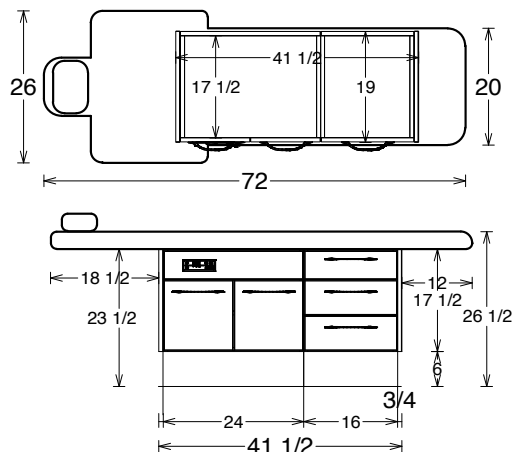


Note: Controls are not sold separately.

STEP 2 - SELECT YOUR LAMINATE COLOR	Retail
Please see page 94 for links to view the available Allure colors on our website	<b>INCLUDED</b>

OPTIONS	Part Number	Retail	✓
HPDE subbase for enhance durability with leveling legs	—		

TOTAL \$

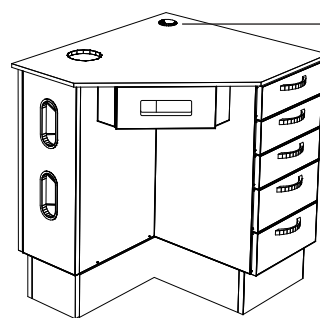
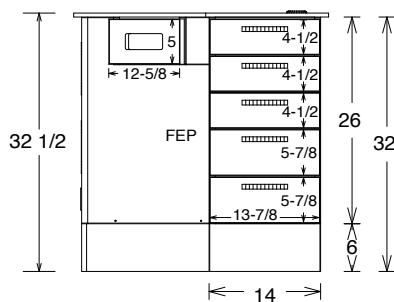
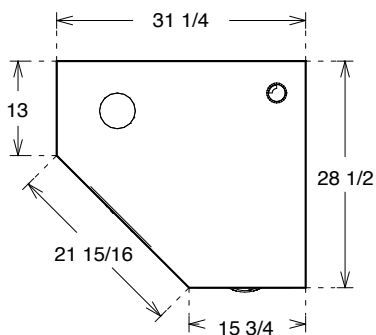


# ALLURE COLLECTION Work Station

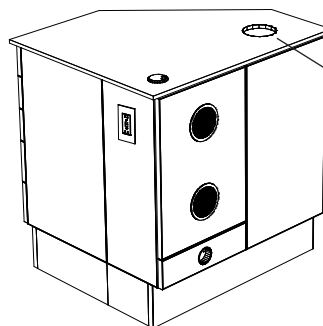


## General Features

- Solid surface countertop
- 5" brushed metal handles
- PVC edging
- 5 Soft-close drawers
- Subbase in stainless steel laminate with marine grade plywood substrate with leveling legs (optional HDPE for enhance durability)
- Trash and monitor mount cutout
- 10-year Warranty



**MCUL5007**  
Monitor Mount  
Cutout







Garbage  
Cutout

SEE NEXT PAGE >>

# ALLURE COLLECTION

## Work Station

STEP 1 - SELECT YOUR WORK STATION		Part Number	Retail	✓
Allure Work Station, with 5 Drawers and Glove Box Inserts, triangular shape		AWS3128		
GFI Duplex Outlet with BX Wire & Box		MP13GFIKT	Included	
Add Glove Dispensers			N.C.	
Add CPU Vents			N.C.	
STEP 3 - SELECT YOUR COLOURS		Retail		
Please see page 94 for links to view the available Allure colors on our website		INCLUDED		
OPTIONS		Part Number	Retail	✓
Monitor Mount		MCUL5007		
HPDE subbase for enhance durability with leveling legs		—		
Doctor/Assistant Control (see below)				
SELECT YOUR CONTROL/VACUUM		Part Number	Retail	✓
<b>Work Station Under Surface Unit Control, 3HP Automatic:</b>		<b>MC2184BS*</b>		
<ul style="list-style-type: none"> <li>Under Surface 3HP Automatic control with vacuum package and clean water, 2 HVE, 1 SE</li> </ul> 				
<b>Work Station Panel Mount Unit Control, 2HP Automatic:</b>		<b>MCT520PM*</b>		
<ul style="list-style-type: none"> <li>3-way air/water syringe, quick disconnect</li> <li>Wet/dry foot control</li> <li>Sterling 4-hole Midwest-type HP tubing</li> <li>Routing valve kit</li> <li>Self contained (wall mount) clean water with gauge</li> <li>1.5 liter bottle includes shroud and mini regulator</li> <li>Tradition Utility Center with 10' umbilical, valves, and regulator housing and cover</li> </ul> 				
<b>MCT520PM OPTIONS*:</b>				
Fiber-optic system for 1 hand piece, 5 Hole		MC1HPFO		
6 pin Fiber-optic system for 1 hand piece		MC1HPFO-6		
				
Fiber-optic system for 2 hand pieces with tubing, and lamps, 5 Hole		MC2HPFO		
6 pin Fiber-optic system for 2 hand pieces with tubing		MC2HPFO-6		
<b>VACUUM PACKAGE</b>		<b>MCVK1PK*</b>		
<ul style="list-style-type: none"> <li>1 universal HVE and 1 SE (both include 5" tubing)</li> <li>1 vacuum trap with solids collector</li> <li>2 holders/hangers and dual bar</li> </ul> 				
<b>TOTAL \$</b>				

Note: Controls are not sold separately.

For more information, contact MCC at 1-800-388-6236 or visit [www.mccdental.com](http://www.mccdental.com)

# ALLURE Sterilization Centers

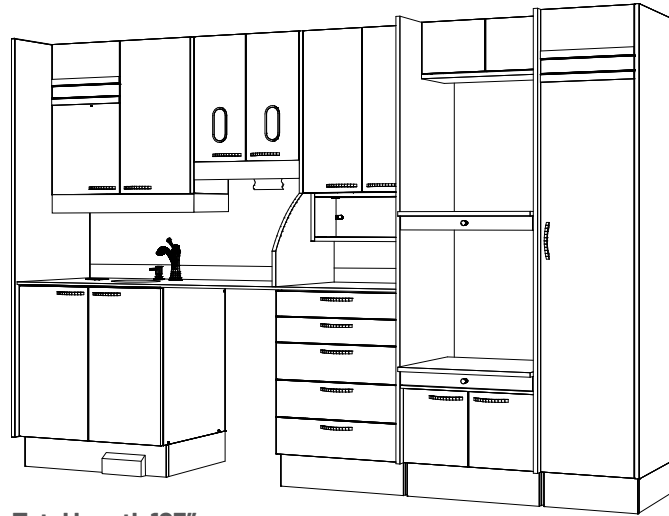


## General Features

- Solid surface countertop
- Red (dirty) and Blue (clean) colored glass indicators
- 4 separate areas for receiving, preparation, sterilization and clean
- 5" brushed metal handles
- PVC edging
- Soft-close doors and drawers
- 4 HDPE towers option to choose from (pg 26)
- Towers' solid surface pullout autoclave shelves holds up to 200 lbs.
- Subbase in stainless steel laminate with marine grade plywood substrate with leveling legs (optional HDPE for enhance durability)
- 10-year Warranty



ALLURE COLLECTION  
**AST10**



Total length 123"

ALLURE 10' STERILIZATION CENTER	Part Number	Retail	✓
With OPTIONAL Ultrasonic Drop Down One Door Storage Cabinet (see pg. 81)	ASTDD10	N.C.	
With OPTIONAL 2 Doors Storage Cabinet (see pg. 81)	ASTS10	N.C.	
Sink, Countertop Waste Drop Module 36"W x 32"H (See page 105 for options)	-	INCLUDED	
Receiving & Cleaning Upper 2 Doors Module 32"W x 30"H with Red Indicator	-	INCLUDED	
Upper 2 Doors Module w/Glove & Towel 22-1/2"W x 24"H	-	INCLUDED	
Wrapping Station Module with 2 Doors 5 Drawers 24"W	-	INCLUDED	
Sterilization Tower 25"W (ATWR1 - Please see below for more choices)	ATWR1	INCLUDED	
Sterile Storage Module 1 Door with Blue Indicator 16"W	-	INCLUDED	
Tapmaster Hands Free Water Activation System	AMP1750		
<b>Reverse Configuration Available. Please specify AST10R</b> <input type="checkbox"/>	<b>AST10</b>		

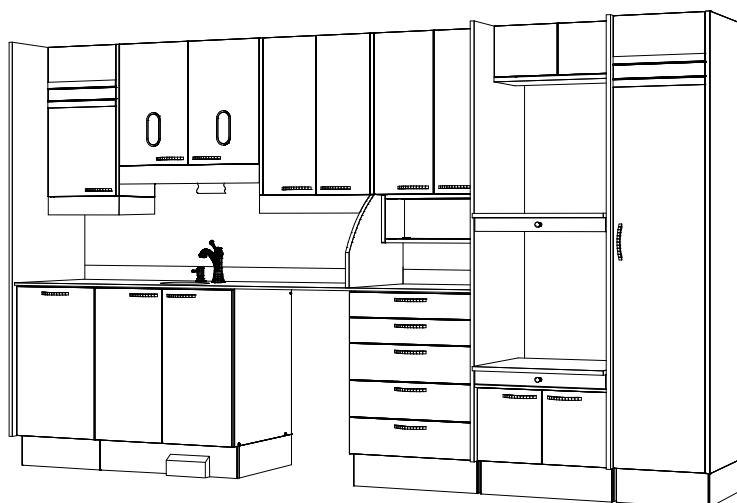
SELECT YOUR STERI TOWER (see bottom pg26)	Part Number	Retail	✓
Tower 1 - Holds 2 Small Washer Units. Solid surface pull-outs.	ATWR1	INCLUDED	
Tower 2 - Holds 2 Sterilizers 1 Statim. Solid surface pull-outs.	ATWR2	N.C.	
Tower 3 - Holds 2 Sterilizers 1 Statim. Solid surface pull-outs.	ATWR3	N.C.	
Tower 4 - Holds 2 Sterilizers. Solid surface pull-outs.	ATWR4	N.C.	

SELECT YOUR COLORS	Retail
Please see page 94 for links to view the available Allure colors on our website	INCLUDED

OPTIONS	Part Number	Retail	✓
HPDE subbase for enhance durability with leveling legs	-		
Task Lights LED	MPTL24LH-MPTL12LH		

<b>TOTAL \$</b>	
-----------------	--

# ALLURE COLLECTION AST12



Total length 139"

ALLURE 12' STERILIZATION CENTER	Part Number	Retail	✓
With OPTIONAL Ultrasonic Drop Down 2 Doors Storage Cabinet (see pg. 81)	ASTDD12	N.C.	
With OPTIONAL 2 Doors Storage Cabinet (see pg. 81)	ASTS12	N.C.	
Waste Module with Pullout Dual Bin 18"W x 36"H (See page 105 for options)	-	INCLUDED	
Sink Module 30"W x 36"H	-	INCLUDED	
Receiving & Cleaning Upper Door Module with Red Indicator 16"W x 30"H	-	INCLUDED	
Upper 2 Doors Module w/Glove & Towel 22-1/2"W x 24"H	-	INCLUDED	
Receiving & Cleaning Upper 2 Doors Module 23"W x 30"H	-	INCLUDED	
Wrapping Station Module with 2 Doors 5 Drawers Storage 24"W	-	INCLUDED	
Sterilization Tower 25"W (ATWR1 - Please see below for more choices)	ATWR1	INCLUDED	
Sterile Storage Module 1 Door with Blue Indicator 16"W	-	INCLUDED	
Tapmaster Hands Free Water Activation System	AMP1750		
<b>Reverse Configuration Available. Please specify AST12R</b> <input type="checkbox"/>	AST12		

SELECT YOUR STERI TOWER (see bottom pg26)	Part Number	Retail	✓
Tower 1 - Holds 2 Small Washer Units. Solid surface pull-outs.	ATWR1	INCLUDED	
Tower 2 - Holds 2 Sterilizers 1 Statim. Solid surface pull-outs.	ATWR2	N.C.	
Tower 3 - Holds 2 Sterilizers 1 Statim. Solid surface pull-outs.	ATWR3	N.C.	
Tower 4 - Holds 2 Sterilizers. Solid surface pull-outs.	ATWR4	N.C.	

SELECT YOUR COLORS	Retail
Please see page 94 for links to view the available Allure colors on our website	INCLUDED

OPTIONS	Part Number	Retail	✓
HPDE subbase for enhance durability with leveling legs	-		
Task Lights LED	MPTL24LH-MPTL12LH		

<b>TOTAL \$</b>	
-----------------	--

ALLURE COLLECTION  
**AST14**



Total length 171"

ALLURE 14' STERILIZATION CENTER	Part Number	Retail	✓
With OPTIONAL Ultrasonic Drop Down 2 Doors Storage Cabinet (see pg. 81)	ASTDD14	N.C.	
With OPTIONAL 2 Doors Storage Cabinet (see pg. 81)	ASTS14	N.C.	
Waste Module with Pullout Dual Bin 18"W x 36"H (See page 105 for options)	-	INCLUDED	
Lower Storage Module 2 Drawers 1 Door 12"W x 36"H	-	INCLUDED	
Sink Module 26"W x 36"H	-	INCLUDED	
Receiving & Cleaning Upper 2 Doors Module 28"W x 30"H with Red Indicator	-	INCLUDED	
Upper 2 Doors Module w/Glove & Towel 26"W x 24"H	-	INCLUDED	
Receiving & Cleaning Upper 2 Doors Module 24"W x 30"H	-	INCLUDED	
Wrapping Station Module with 2 Doors 5 Drawers Storage 24"W	-	INCLUDED	
Sterilization Tower 25"W (ATWR1 - Please see below for more choices)	ATWR1	INCLUDED	
Sterile Clean Storage Module 3 Doors 10 Drawers 40"W with Blue Indicator	-	INCLUDED	
Tapmaster Hands Free Water Activation System	AMP1750		
<b>Reverse Configuration Available. Please specify AST14R</b> <input type="checkbox"/>	<b>AST14</b>		

SELECT YOUR STERI TOWER <small>(see bottom pg26)</small>	Part Number	Retail	✓
Tower 1 - Holds 2 Small Washer Units. Solid surface pull-outs.	ATWR1	INCLUDED	
Tower 2 - Holds 2 Sterilizers 1 Statim. Solid surface pull-outs.	ATWR2	N.C.	
Tower 3 - Holds 2 Sterilizers 1 Statim. Solid surface pull-outs.	ATWR3	N.C.	
Tower 4 - Holds 2 Sterilizers. Solid surface pull-outs.	ATWR4	N.C.	

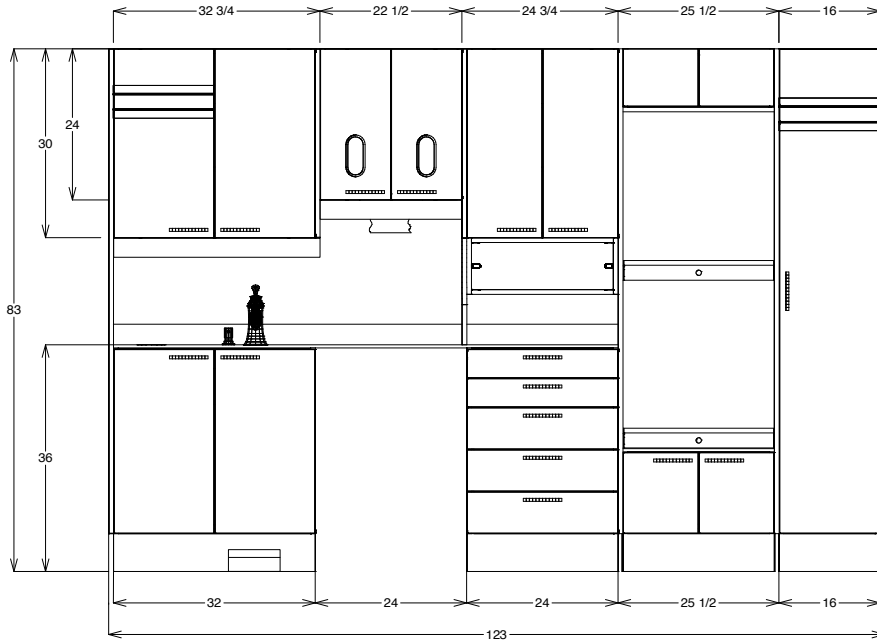
SELECT YOUR COLORS	Retail
Please see page 94 for links to view the available Allure colors on our website	INCLUDED

OPTIONS	Part Number	Retail	✓
HPDE subbase for enhance durability with leveling legs	-		
Task Lights LED	MPTL24LH-MPTL12LH		

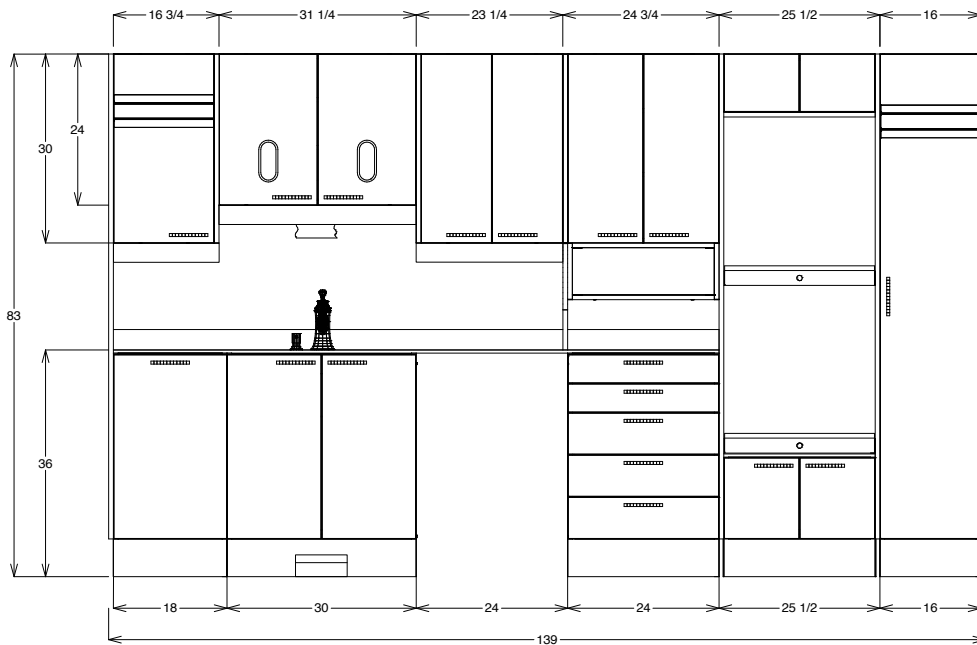
<b>TOTAL \$</b>	
-----------------	--

# ALLURE COLLECTION

## Sterilization Centers Measurements

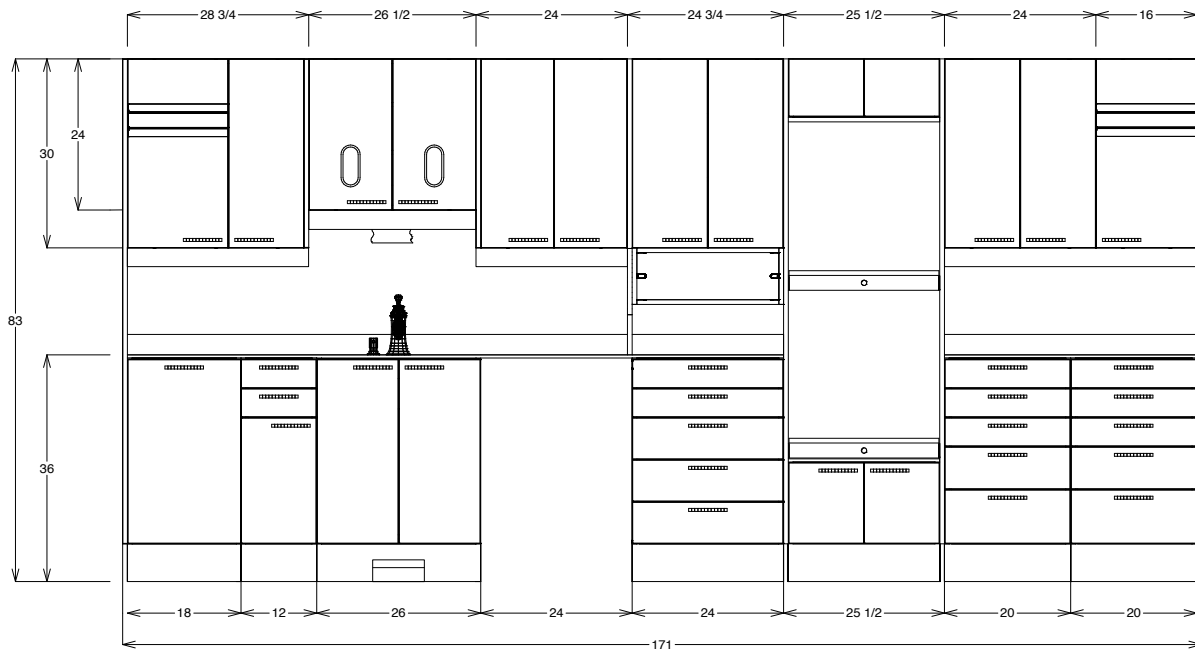


AST10



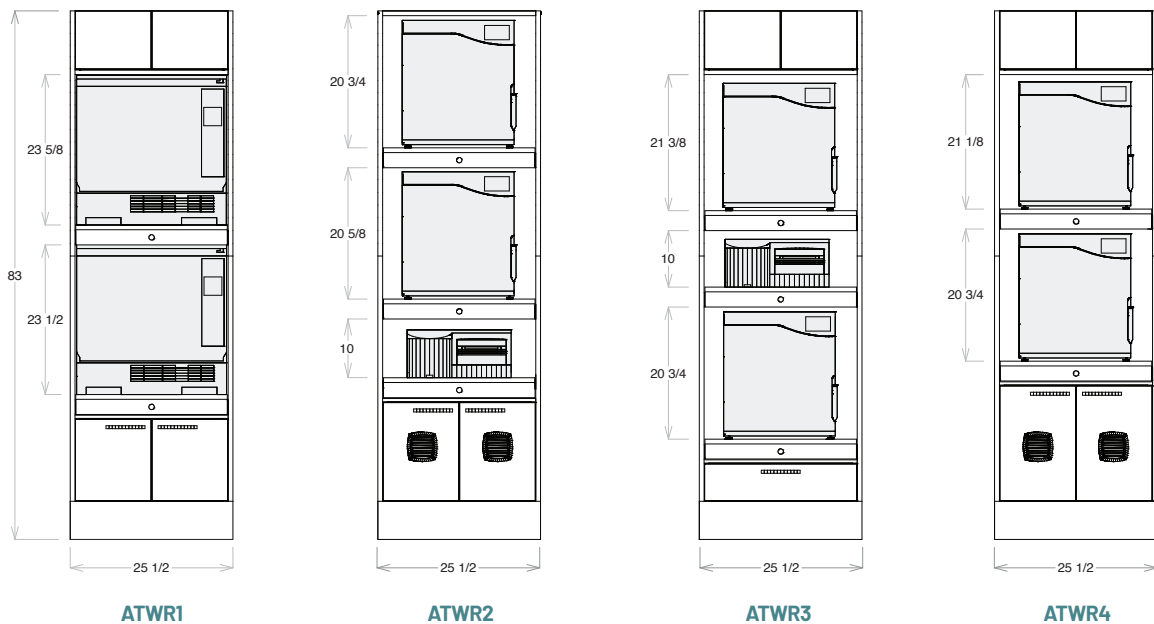
AST12

# ALLURE COLLECTION Sterilization Centers Measurements



AST14

## TOWER OPTIONS



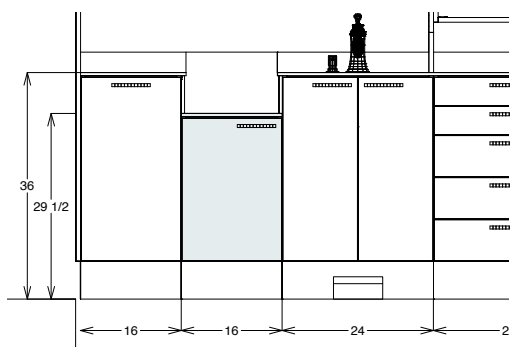
ATWR1

ATWR2

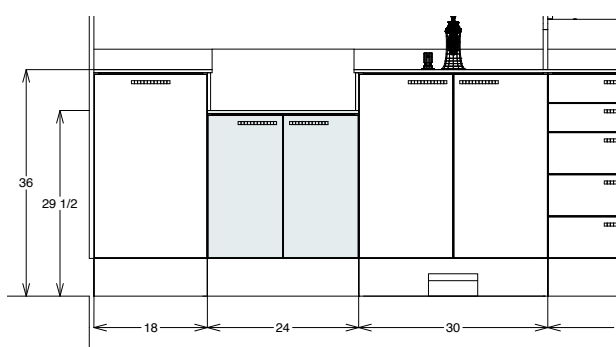
ATWR3

ATWR4

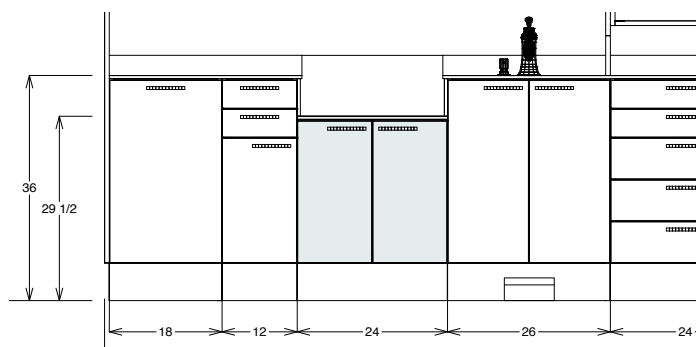
## ALLURE COLLECTION Sterilization Centers with Ultrasonic Drop Down Option



ASTDD10

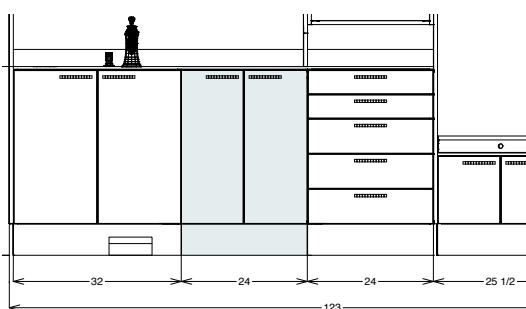


ASTDD12

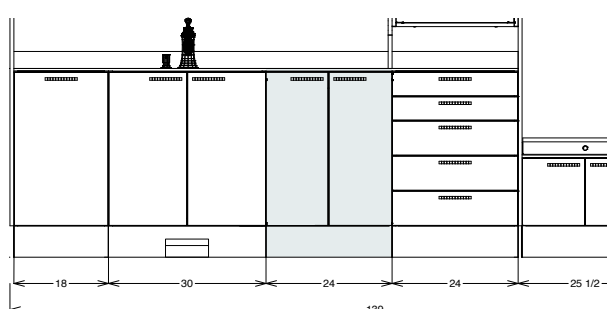


ASTDD14

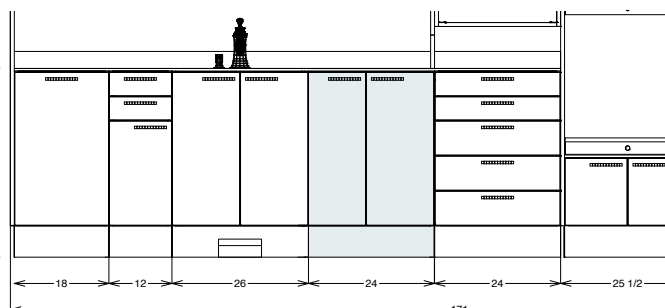
## ALLURE COLLECTION Sterilization Centers with Storage Option



ASTS10



ASTS12



ASTS14

TAILORED SOLUTIONS FOR YOUR DENTAL PRACTICE

# CUSTOM M2M PHOTO GALLERY



TAILORED SOLUTIONS FOR YOUR DENTAL PRACTICE

# M2M CUSTOM BUILD CABINETS




## M2M CUSTOM CABINETS

## No two offices are alike.

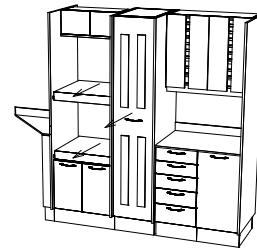
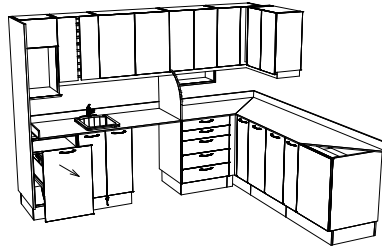

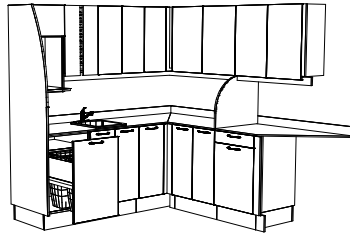
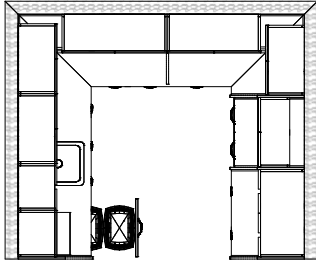
That's why it's important for practices to choose their **custom cabinets** to match his or her unique workflow and space. **Custom cabinets** are a cost-effective way to guarantee the perfect solution for having all the instruments and equipment close at hand and in just the right place.

At MCC, we strive to maximize the functionality of our **custom cabinets**, according to your needs and requirements. Our **custom cabinets** are professionally designed by CDC & IPAC standards.

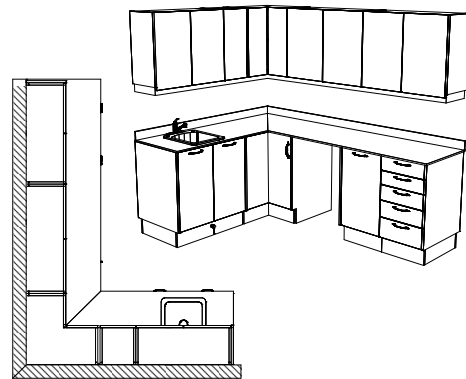
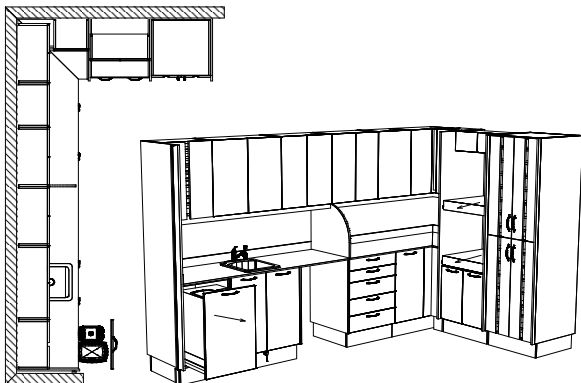


## M2M Custom U-shaped Sterilization Centers

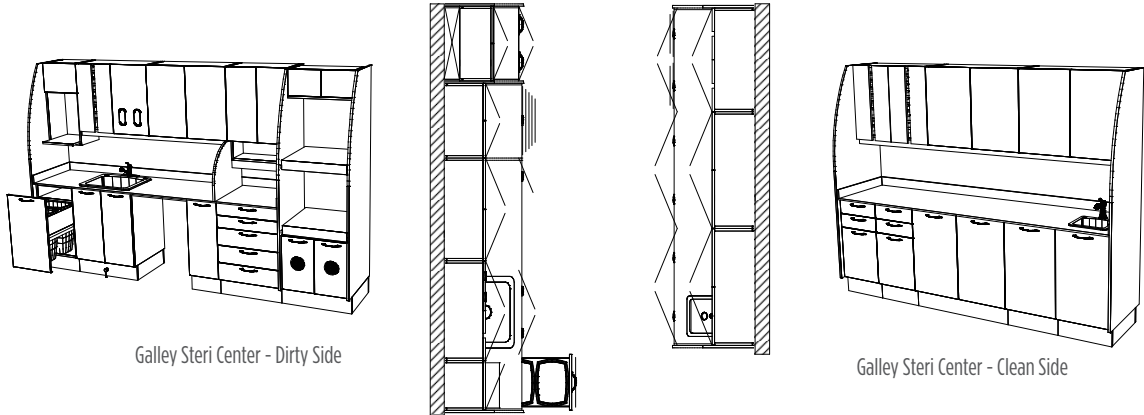
When space in a dental practice is limited, U-shaped and L-shaped sterilization centers are the perfect solution; they enable the designing and configuration of the cabinetry to align with the workflow of your space and needs. Our designs follow CDC/IPAC standards guidelines.



## M2M Custom L-shaped Sterilization Centers



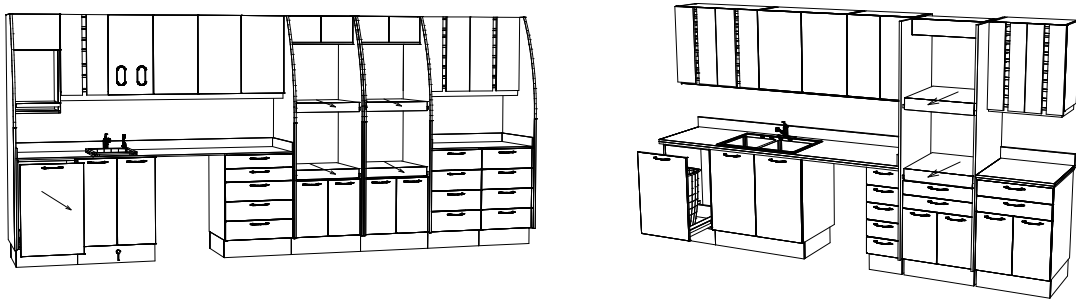
## M2M Custom Galley Sterilization Centers




Galley Steri Center - Dirty Side

Galley Steri Center - Clean Side

## M2M Custom Sterilization Centers



## M2M Custom Rear and Side Cabinets



Specialists Cabinets  
Oral Surgery Rear

MFA 1006 Mobiles


TAILORED SOLUTIONS FOR YOUR DENTAL PRACTICE

ORTHO MOBILES

# ORTHO MOBILES



**NEW!** ORTHO Mobiles are now Available in (HDPE) Antimicrobial High Density Polymer



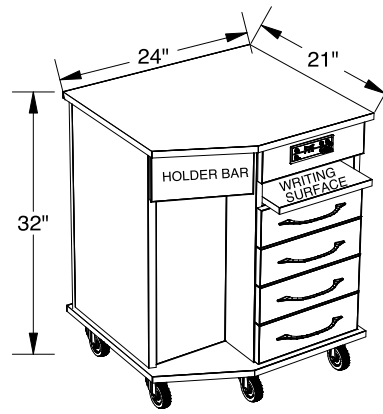
For more information, contact MCC at 1-800-388-6236 or visit [www.mccdental.com](http://www.mccdental.com)

ORTHO MOBILES COLLECTION

**MFO2421 (24"x 21")**

**STANDARD FEATURES**

- Slide out shelf for mini keyboard or writing shelf
- Soft close full extension drawers
- 2 hand piece automatic control with air/water syringe MCT520PM
- MCVK1PK Asst. Vacuum Kit (1-SE, 1-HVE and holders)
- Self contained clean water system with wall mount and gauge (1.5litre bottle)
- Complete Utility center with housing and cover and routing valve kit
- Rear access door • Sturdy rubber casters
- Available in all MCC Standard laminate colors and HDPE



See Vacuum Options on page 102 and Control Options on page 101

**MFO2421 PRICING/OPTIONS - LAMINATE**

Cabinet	Laminate Top	CRN Top	Select
<b>MFO2421</b>			<input type="checkbox"/>
<b>MFO2421CRN</b>			<input type="checkbox"/>
MFBFB5 Fixed Base (5" high)			<input type="checkbox"/>
MCLTU51 Laptop Mount			<input type="checkbox"/>
MPI3MG Medical Grade Power Strip			<input type="checkbox"/>

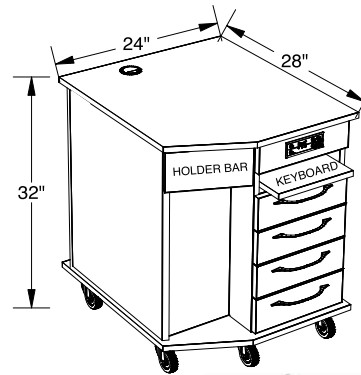
**MFO2421 PRICING/OPTIONS - HDPE**

Cabinet	Laminate Top	CRN Top	Select
<b>MFO2421AX</b>			<input type="checkbox"/>
<b>MFO2421AXCRN</b>			<input type="checkbox"/>
MFBFB5 Fixed Base (5" high)			<input type="checkbox"/>
MCLTU51 Laptop Mount			<input type="checkbox"/>
MPI3MG Medical Grade Power Strip			<input type="checkbox"/>

**MFO2428 (24"x 28")**

**STANDARD FEATURES**

- Slide out shelf for mini keyboard or writing shelf
- Soft close full extension drawers
- 2 hand piece automatic control with air/water syringe MCT520PM
- MCVK1PK Asst. Vacuum Kit (1-SE, 1-HVE and holders)
- Self contained clean water system with wall mount and gauge (1.5litre bottle)
- Complete Utility center with housing and cover and routing valve kit
- Dedicated computer storage with ventilation and medical grade power strip
- Rear access door • Sturdy rubber casters
- Available in all MCC Standard laminate colors and HDPE



See Vacuum Options on page 102 and Control Options on page 101



**MFO2428 PRICING/OPTIONS - LAMINATE**

Cabinet	Laminate Top	CRN Top	Select
<b>MFO2428</b>			<input type="checkbox"/>
<b>MFO2428CRN</b>			<input type="checkbox"/>
MFBFB5 Fixed Base (5" high)			<input type="checkbox"/>
MCLTU51 Laptop Mount			<input type="checkbox"/>
MCUL5007 Monitor Mount			<input type="checkbox"/>
MCULD7K1Z Monitor Mount with 12" Keyboard Tray			<input type="checkbox"/>
MPI3MG Medical Grade Power Strip			<input type="checkbox"/>

**MFO2428 PRICING/OPTIONS - HDPE**

Cabinet	Laminate Top	CRN Top	Select
<b>MFO2428AX</b>			<input type="checkbox"/>
<b>MFO2428AXCRN</b>			<input type="checkbox"/>
MFBFB5 Fixed Base (5" high)			<input type="checkbox"/>
MCLTU51 Laptop Mount			<input type="checkbox"/>
MCUL5007 Monitor Mount			<input type="checkbox"/>
MCULD7K1Z Monitor Mount with 12" Keyboard Tray			<input type="checkbox"/>
MPI3MG Medical Grade Power Strip			<input type="checkbox"/>

# MOBILE CARTS



**CUSTOM  
MOBILES  
AVAILABLE**

*Call Us Today!*



**NEW! 1000 Series Mobiles are now Available  
in (HDPE) Antimicrobial High Density Polymer**

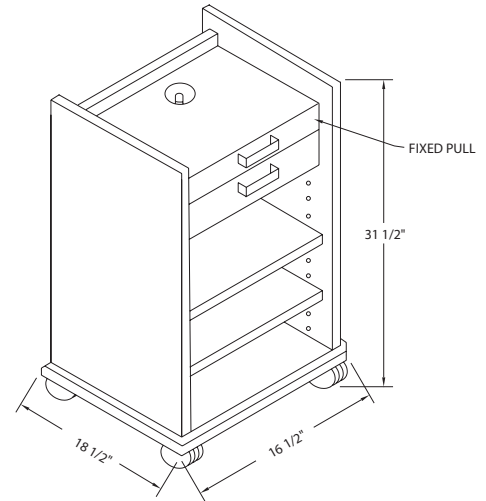
**Inhibits  
99.99%  
of  
Microbial  
GROWTH**

MOBILES COLLECTION - PROMOTIONAL

**MC553SP • UTILITY MOBILE**

**STANDARD FEATURES**

- One (1) instrument drawer
- Two (2) adjustable shelves
- Rear notched shelves for electrical cord exit
- Accommodates a variety of dental equipment
- PVC edging
- 16.5" wide, 18.5" deep, 31.5" high
- Shelf width 14.5" I.D.
- Three standard colors only for vertical and top surfaces: Folkstone, Surf & Snow White



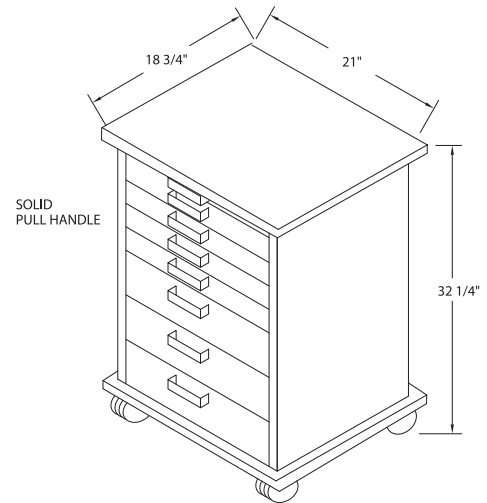
**MC553SP PRICING**

Cabinet - Laminate Top	Retail	Select
<b>MC553SP</b>		<input type="checkbox"/>

**MFB210SP • DOCTOR'S MOBILE**

**STANDARD FEATURES**


- Four (4) instrument drawers
- Three (3) storage drawers
- PVC edging
- 21" wide, 18.75" deep, 32.25" high
- Three standard colors only for vertical and top surfaces: Folkstone, Surf & Snow White



**MFB210SP PRICING**

Cabinet - Laminate Top	Retail	Select
<b>MFB210SP</b>		<input type="checkbox"/>


*Promotional Mobiles are available in 3 Laminate Colors only:*



White • 949-58



Folkstone • 927-58



Surf (Crystal) • D388-60

**MFB217 • ALABAMA MOBILE**

**STANDARD FEATURES**

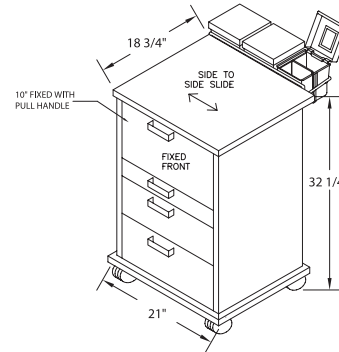
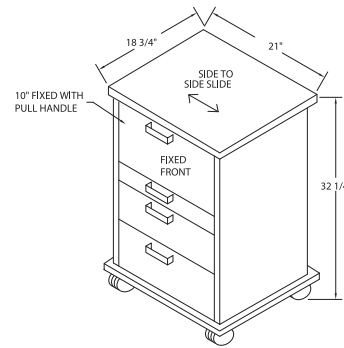
- One (1) instrument drawer
- Two (2) storage drawers
- Sliding countertop (side-side or front-back)
- Fixed amalgamator well; power bar
- PVC edging
- 21" wide, 18.75" deep, 32.25" high
- Three standard colors only for vertical and top surfaces: Folkstone, Surf & Snow White

**FB217 PRICING/OPTIONS**

Cabinet	Top Direction	Retail	Select
<b>MFB217SS</b>	Side to Side		<input type="checkbox"/>
<b>MFB217FB</b>	Front to Back		<input type="checkbox"/>

Same features as MB217SS above, includes MB20 storage organizer.

Cabinet	Top Direction	Retail	Select
<b>MFB217SSPK</b>	Side to Side Only		<input type="checkbox"/>



**MFB218 • NORTH CAROLINA MOBILE**

**STANDARD FEATURES**

- Three (3) instrument drawers
- One (1) storage drawer
- Pullout amalgamator drawer with drop leaf door
- Sliding side shelf (specify right side or left side)
- PVC edging
- 21" wide, 18.75" deep, 32.25" high
- Three standard colors only for vertical and top surfaces: Folkstone, Surf & Snow White

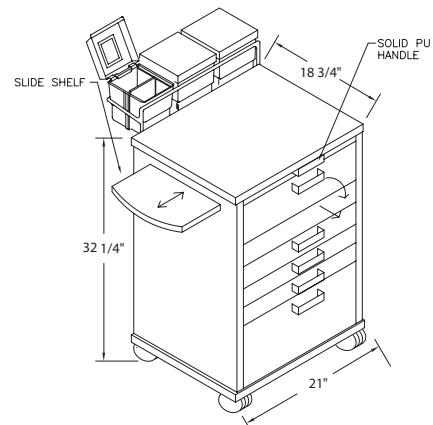
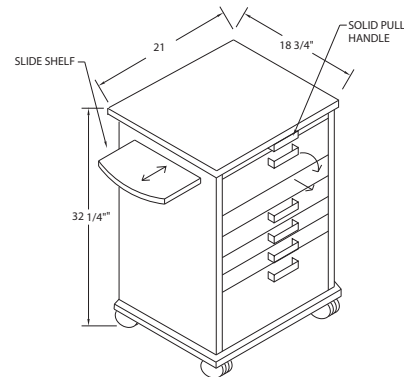
**MFB218 PRICING/OPTIONS**

Cabinet	Top Direction	Retail	Select
<b>MFB218LT</b>	Left Pullout		<input type="checkbox"/>
<b>MFB218RT</b>	Right Pullout		<input type="checkbox"/>

Same features as above, includes MB20 storage organizer.

Cabinet	Top Direction	Retail	Select
<b>MFB218PKLT</b>	Left Pullout with MB20		<input type="checkbox"/>
<b>MFB218PKRT</b>	Right Pullout with MB20		<input type="checkbox"/>

Options for MFB210SP-MFB217-MFB218		Retail	Select
<b>MPBLK1</b>	Gang-lock		<input type="checkbox"/>
<b>MB20</b>	Storage Organizer		<input type="checkbox"/>

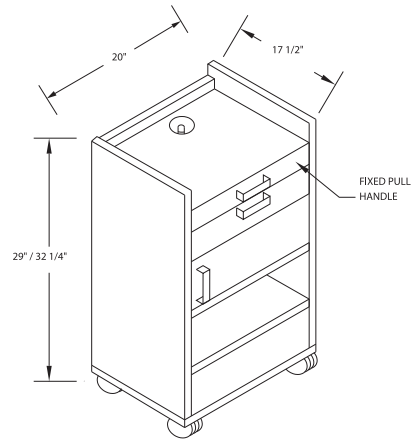


MOBILES COLLECTION - 1000 SERIES

**MC5054 UTILITY MOBILE**  
**HDPE = AX (MC5054AX)**

**STANDARD FEATURES**

- One (1) instrument drawer
- Two (2) adjustable shelves behind door
- Rear notched shelves for electrical cord exit
- Accommodates a variety of dental equipment
- PVC edging
- 20" wide, 17.5" deep, 29" or 32.25" high (please specify)
- Available in all MCC Standard colors and HDPE



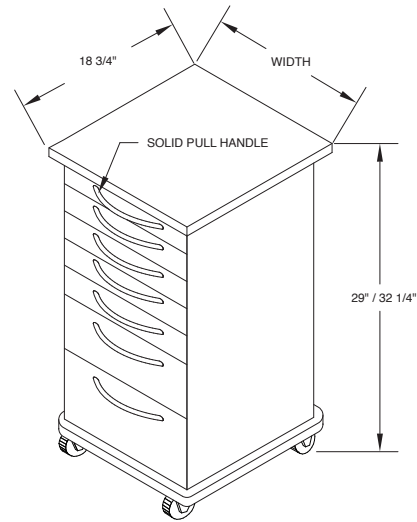
**MC5054 PRICING LAMINATE AND HDPE**

Cabinet	Laminate	HDPE	Select
MC5054			<input type="checkbox"/>
MC5054AX			<input type="checkbox"/>

**DOCTOR'S MOBILE**  
**HDPE = AX (Eg. MFA1006AX)**

**STANDARD FEATURES**

- Four (4) instrument drawers
- Three (3) storage drawers
- PVC edging
- Please specify 29" or 32.25" height
- For Vacuum Pkg options refer to page 102
- Available in all MCC Standard colors and HDPE



**PRICING/OPTIONS - LAMINATE/LAM. TOP**

Cabinet	Width	Depth	Height	Retail	Select
MFA1006	17.5"	18.75"	29"/32.25"		<input type="checkbox"/>
MFB2006	21.5"	18.75"	29"/32.25"		<input type="checkbox"/>
MFC3006	25.5"	18.75"	29"/32.25"		<input type="checkbox"/>

**PRICING/OPTIONS - HDPE/HDPE TOP**

Cabinet	Width	Depth	Height	Retail	Select
MFA1006AX	17.5"	18.75"	29"/32.25"		<input type="checkbox"/>
MFB2006AX	21.5"	18.75"	29"/32.25"		<input type="checkbox"/>
MFC3006AX	25.5"	18.75"	29"/32.25"		<input type="checkbox"/>

**PRICING/OPTIONS - LAMINATE/CRN TOP**

Cabinet	Width	Depth	Height	Retail	Select
MFA1006CRN	17.5"	18.75"	29"/32.25"		<input type="checkbox"/>
MFB2006CRN	21.5"	18.75"	29"/32.25"		<input type="checkbox"/>
MFC3006CRN	25.5"	18.75"	29"/32.25"		<input type="checkbox"/>

**PRICING/OPTIONS - HDPE/CRN TOP**

Cabinet	Width	Depth	Height	Retail	Select
MFA1006AXCRN	17.5"	18.75"	29"/32.25"		<input type="checkbox"/>
MFB2006AXCRN	21.5"	18.75"	29"/32.25"		<input type="checkbox"/>
MFC3006AXCRN	25.5"	18.75"	29"/32.25"		<input type="checkbox"/>

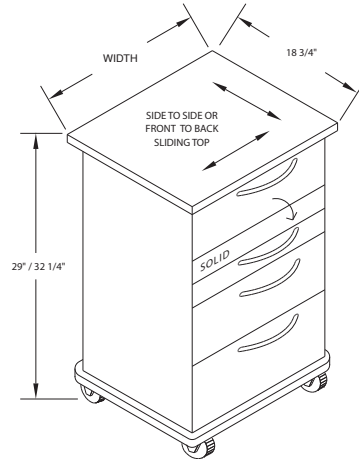
**NEW! 1000 Series Mobiles are now Available in (HDPE) Antimicrobial High Density Polymer**



**ALABAMA MOBILE**  
**HDPE = AX** (Eg. MFA1017AX)

**STANDARD FEATURES**

- One (1) instrument drawer
- Two (2) storage drawers
- Sliding countertop (specify side-side or front-back)
- Fixed amalgamator well; power bar: flip down front
- PVC edging
- Please specify 29" or 32.25" height
- For Vacuum Pkg options refer to page 102
- Available in all MCC Standard laminate colors and HDPE



**PRICING/OPTIONS - LAMINATE/LAM. TOP**

Cabinet	Width	Depth	Height	Retail	Select
MFA1017	17.875"	18.75"	29"/32.25"		<input type="checkbox"/>
MFB2017	21.5"	18.75"	29"/32.25"		<input type="checkbox"/>
MFB2017FF*	21.5"	18.75"	29"/32.25"		<input type="checkbox"/>
MFC3017	25.5"	18.75"	29"/32.25"		<input type="checkbox"/>

**PRICING/OPTIONS - HDPE/HDPE TOP**

Cabinet	Width	Depth	Height	Retail	Select
MFA1017AX	17.875"	18.75"	29"/32.25"		<input type="checkbox"/>
MFB2017AX	21.5"	18.75"	29"/32.25"		<input type="checkbox"/>
MFB2017FFAX*	21.5"	18.75"	29"/32.25"		<input type="checkbox"/>
MFC3017AX	25.5"	18.75"	29"/32.25"		<input type="checkbox"/>

**PRICING/OPTIONS - LAMINATE/CRN TOP**

Cabinet	Width	Depth	Height	Retail	Select
MFA1017CRN	17.875"	18.75"	29"/32.25"		<input type="checkbox"/>
MFB2017CRN	21.5"	18.75"	29"/32.25"		<input type="checkbox"/>
MFB2017FFCRN*	21.5"	18.75"	29"/32.25"		<input type="checkbox"/>
MFC3017CRN	25.5"	18.75"	29"/32.25"		<input type="checkbox"/>

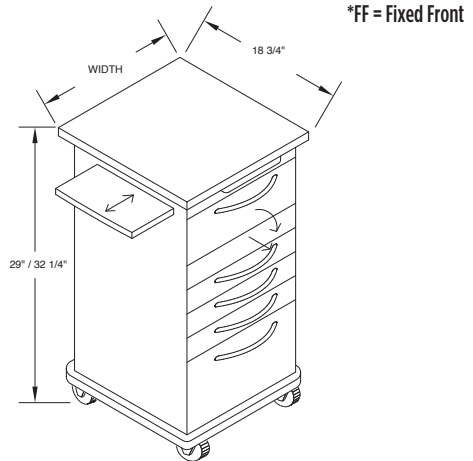
**PRICING/OPTIONS - HDPE/CRN TOP**

Cabinet	Width	Depth	Height	Retail	Select
MFA1017AXCRN	17.875"	18.75"	29"/32.25"		<input type="checkbox"/>
MFB2017AXCRN	21.5"	18.75"	29"/32.25"		<input type="checkbox"/>
MFB2017FFAXCRN*	21.5"	18.75"	29"/32.25"		<input type="checkbox"/>
MFC3017AXCRN	25.5"	18.75"	29"/32.25"		<input type="checkbox"/>

**NORTH CAROLINA MOBILE**  
**HDPE = AX** (Eg. MFA1018AX)

**STANDARD FEATURES**

- Three (3) instrument drawers
- One (1) storage drawer
- Pullout amalgamator drawer with drop leaf door
- Sliding side shelf (specify right side or left side)
- PVC edging
- Please specify 29" or 32.25" height
- For Vacuum Pkg options refer to page 102
- Available in all MCC Standard laminate colors and HDPE



**PRICING/OPTIONS - LAMINATE/LAM. TOP**

Cabinet	Width	Depth	Height	Retail	Select
MFA1018	17.5"	18.75"	29"/32.25"		<input type="checkbox"/>
MFB2018	21.5"	18.75"	29"/32.25"		<input type="checkbox"/>
MFC3018	25.5"	18.75"	29"/32.25"		<input type="checkbox"/>

**PRICING/OPTIONS - HDPE/HDPE TOP**

Cabinet	Width	Depth	Height	Retail	Select
MFA1018AX	17.5"	18.75"	29"/32.25"		<input type="checkbox"/>
MFB2018AX	21.5"	18.75"	29"/32.25"		<input type="checkbox"/>
MFC3018AX	25.5"	18.75"	29"/32.25"		<input type="checkbox"/>

**PRICING/OPTIONS - LAMINATE/CRN TOP**

Cabinet	Width	Depth	Height	Retail	Select
MFA1018CRN	17.5"	18.75"	29"/32.25"		<input type="checkbox"/>
MFB2018CRN	21.5"	18.75"	29"/32.25"		<input type="checkbox"/>
MFC3018CRN	25.5"	18.75"	29"/32.25"		<input type="checkbox"/>

**PRICING/OPTIONS - HDPE/CRN TOP**

Cabinet	Width	Depth	Height	Retail	Select
MFA1018AXCRN	17.5"	18.75"	29"/32.25"		<input type="checkbox"/>
MFB2018AXCRN	21.5"	18.75"	29"/32.25"		<input type="checkbox"/>
MFC3018AXCRN	25.5"	18.75"	29"/32.25"		<input type="checkbox"/>



TAILORED SOLUTIONS FOR YOUR DENTAL PRACTICE

# PEDIATRIC BENCHES



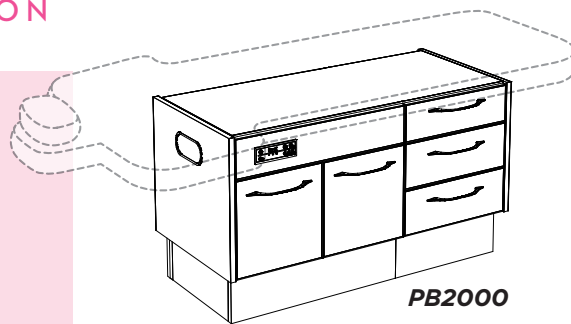
For more information, contact MCC at 1-800-388-6236 or visit [www.mccdental.com](http://www.mccdental.com)

PEDIATRIC BENCH COLLECTION

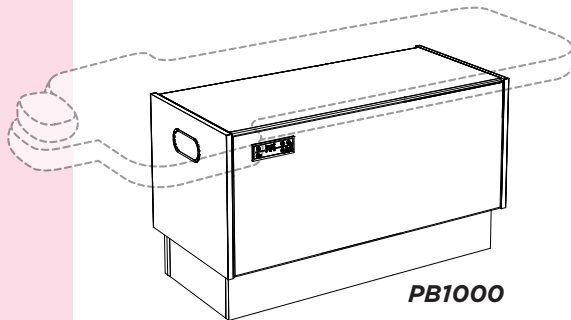
**PB2000 & PB1000**

**KEY FEATURES**

- Designed specifically for the Pediatric Dental Practice
- Available in other configurations of drawers and storage modules to integrate with most Pediatric office concepts (PB2000 only)
- Optional Doctor/Assistant Controls
- Multiple color selections for Laminate Colors and Upholstery choices.  
<https://mccdental.com/pedo-bench-upholstery/>
- Soft-close drawers and doors (PB2000 only)
- Water resistant polymer subbase with levelling legs



**PB2000**



**PB1000**

**PB2000 PEDIATRIC BENCH PRICING**

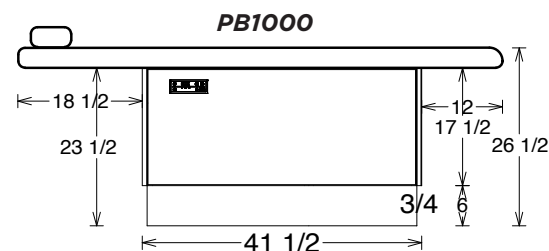
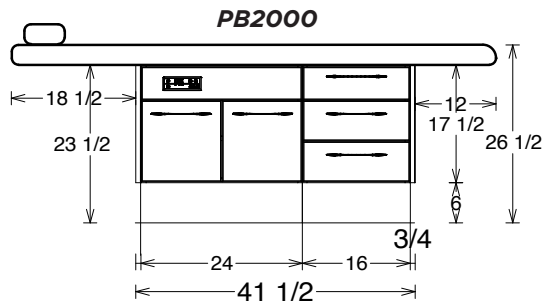
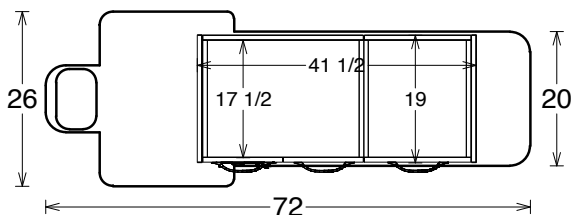
Cabinet	Retail	Select
<b>PB2000</b> – With Standard upholstery		<input type="checkbox"/>

**PB1000 PEDIATRIC BENCH PRICING**

Cabinet	Retail	Select
<b>PB1000</b> – With Standard upholstery		<input type="checkbox"/>

**OPTIONS**

Control/Vacuum	Part Number	Retail	Select
2HP Automatic Control with AW Syringe, Dual Folding Arms, Vacuum (1-HVE, 1-SE) and AW Syringe, Wall Mount Clean Water, air only regulator	MC2200P		<input type="checkbox"/>
Fibre-Optic System for One Hand piece	MC1HPFO		<input type="checkbox"/>
6 Pin Fibre-Optic System for One Hand piece	MC1HPFO-6		<input type="checkbox"/>
Assistant's only package with AW Syringe (1-HVE, 1-SE) with Folding Arms and Vacuum Utilities	MCPDVK2U		<input type="checkbox"/>
Clean Water	MCSCWM1		<input type="checkbox"/>
Additional Universal Autoclavable HVE position with tubing	MC1HVE		<input type="checkbox"/>
Routing Valve Kit with Water Shutoff & Regulator	MCRVK1		<input type="checkbox"/>



# RECOVERY BEDS



Mod. RB2000

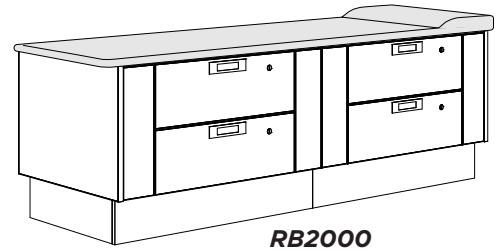


RECOVERY BED COLLECTION

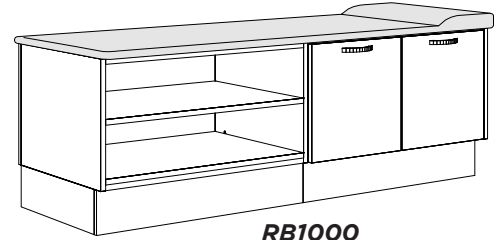
**RB2000 & RB1000**

**KEY FEATURES**

- Meticulously crafted to provide unparalleled comfort and functionality for patients undergoing therapy or recovery
- Available in 2 configurations of drawers and storage modules to integrate with most office concepts (RB2000 and RB1000)
- Multiple color selections for Laminate Colors and Upholstery choices.  
<https://mccdental.com/pedo-bench-upholstery/>
- Soft-close drawers (RB1000) and doors (RB2000)
- RB2000 model's four drawers are secured with individual cam locks, providing ample storage space for essentials, enhancing organization and security.
- Water resistant polymer subbase with levelling legs



**RB2000**



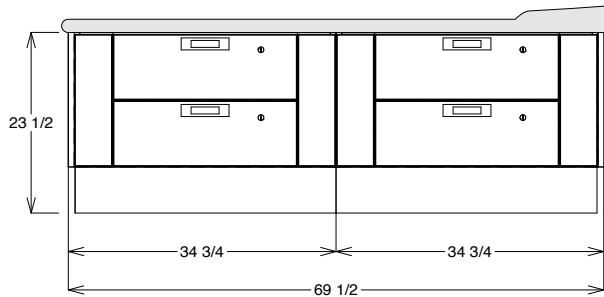
**RB1000**

**RB2000 RECOVERY BED PRICING**

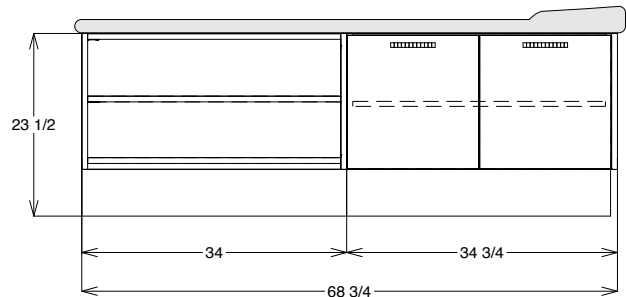
Cabinet	Retail	Select
<b>RB2000</b> – With Standard upholstery		<input type="checkbox"/>

**RB1000 RECOVERY BED PRICING**

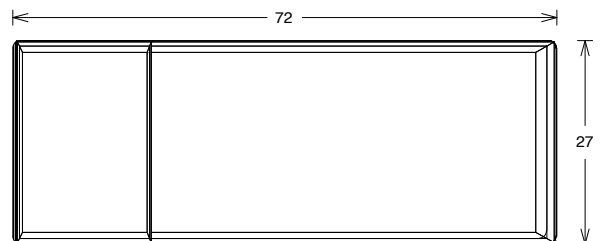

Cabinet	Retail	Select
<b>RB1000</b> – With Standard upholstery		<input type="checkbox"/>



**RB2000**



**RB1000**



# VISTA CLEAR

**VistaClear** provides dental practices with centrally installed water filtration, backflow prevention and a method for convenient operatory cleaning, eliminating the need for dental bottles altogether! This patented system saves practices time and money while protecting dental equipment.

**VistaPure** provides two grades of high-quality water for autoclaves, dental bottles, ultrasonic cleaners and instrument washers for the ultimate convenience.



VistaPure Equipment



VistaClear Equipment



VistaPure Equipment

VistaClear and VistaPure equipment not sold by MCC Dental

VistaClear Cabinet (Handles are optional)



## VISTACLEAR AND VISTAPURE CABINET PRICING

Part number	Description	Retail	Select
MCVSTC1	VistaClear HDPE Cabinet (No equipment)		<input type="checkbox"/>
MCVSTP1	VistaPure HDPE Pullout shelf (No equipment)		<input type="checkbox"/>

# ACCESSORIES

## HANDLES - MCC STANDARD AND CUSTOM ORDER

### STANDARD HANDLES



❑ **MPBN525**  
7-1/2" Bar handle brushed metal.



❑ **MPMH80**  
Metal handle; boss- brushed metal.  
Full length 6-5/8".



❑ **MP3229**  
Brushed metal handle 5" - Wide curve.  
Full length 5-1/2".



❑ **MPBM-R**  
Brushed chrome handle 5" half moon - round  
Full length 5-1/2".



❑ **MPM**  
Chrome handles 4".



❑ **P0067**  
Smk40 satin nickel knob -  $\varnothing$  7/8".

### CUSTOM ORDER HANDLES






❑ **MP8112G**  
Contemporary Metal Pull - 107.  
5" C/C Gold - Full length 5-1/2".



❑ **BP107**  
Contemporary Metal Pull - 107.  
5" C/C Matte Black - Full length 5-1/2".

**DELIVERY SYSTEMS - CONTROLS**


NOTE: CONTROLS ARE NOT SOLD SEPARATELY.

ITEM NUMBER	DESCRIPTION	RETAIL PRICE	SELECT
<b>MCT500PM*</b>	<b>PANEL MOUNT, 3HP AUTO CONTROL UNIT</b>		<input type="checkbox"/>
	<ul style="list-style-type: none"> <li>• Air/Water shut off, valves and regulator</li> <li>• Wet/dry foot control • Remote mount holder assembly</li> <li>• Quick-disconnect syringe • Individual water coolant adjustment</li> <li>• Sterling 4-hole Midwest-type HP tubing</li> <li>• Routing valve kit</li> <li>• Self contained (wall mount) clean water with gauge</li> <li>• 1.5 liter bottle includes shroud and mini regulator</li> </ul>		
	<p><b>OPTIONS:</b></p> <p>MC1HPFO Fiber-optic system for 1 hand piece</p> <p>MC1HPFO-6 6 pin Fiber-optic system for 1 hand piece</p> <p>MC2HPFO Fiber-optic system for 2 hand pieces with tubing, and lamps</p> <p>MC2HPFO-6 6 pin Fiber-optic system for 2 hand pieces with tubing and lamps</p> <p>MCUTILH Utility housing &amp; cover only</p>		
			
<b>MCT520PM*</b>	<b>ORTHO PANEL MOUNT UNIT CONTROL, 2HP AUTOMATIC</b>		<input type="checkbox"/>
	<ul style="list-style-type: none"> <li>• 3-way air/water syringe, quick disconnect • Wet/dry foot control</li> <li>• Sterling 4-hole Midwest-type HP tubing</li> <li>• Tradition Utility Center with 10' umbilical, valves, and regulator housing and cover</li> <li>• Routing valve kit</li> <li>• Self contained (wall mount) clean water with gauge</li> <li>• 1.5 liter bottle includes shroud and mini regulator</li> </ul>		
	<p><b>OPTIONS:</b></p> <p>MC1HPFO Fiber-optic system for 1 hand piece</p> <p>MC1HPFO-6 6 pin Fiber-optic system for 1 hand piece</p> <p>MC2HPFO Fiber-optic system for 2 hand pieces with tubing, and lamps</p> <p>MC2HPFO-6 6 pin Fiber-optic system for 2 hand pieces with tubing and lamps</p>		
			
<b>MCT600PK*</b>	<b>AUTOMATIC "MINI" 3HP UNIT CONTROL</b>		<input type="checkbox"/>
	<ul style="list-style-type: none"> <li>• 3-way air/water syringe • Individual HP pressure adjustment</li> <li>• Individual water coolant adjustment</li> <li>• Sterling 4-hole Midwest-type HP tubing</li> <li>• Air/Water shut off, valves and regulator</li> <li>• Swivel, slide-mount, under cabinet mount</li> <li>• Routing valve kit</li> <li>• Self contained (wall mount) clean water with gauge</li> <li>• 1.5 liter bottle includes shroud and mini regulator</li> </ul>		
	<p><b>OPTIONS:</b></p> <p>MC1HPFO Fiber-optic system for 1 hand piece</p> <p>MC1HPFO-6 6 pin Fiber-optic system for 1 hand piece</p> <p>MC2HPFO Fiber-optic system for 2 hand pieces with tubing, and lamps</p> <p>MC2HPFO-6 6 pin Fiber-optic system for 2 hand pieces with tubing and lamps</p> <p>MCAS812 Add folding arm assembly (8" &amp; 12") with wall mount less swivel slide mount</p> <p>MCUTILH Utility housing &amp; cover only</p> <p>MC1406CS Vacuum kit on extended bar, 1HVE &amp; 1 SE</p>		
			

DELIVERY SYSTEMS - CABINET MOUNTED VACUUM PACKAGES

**MC055\***

- Central Vacuum under-surface package with rotating mount
- 3-way air and water QD syringe
- Solids collector and canister
- 2 HVE and 1 SE with 5' tubing
- Vacuum utility with air and water shut-off valves




**MCFPVK2\***

- Central Vacuum trap with solids collector
- 2 universal HVE valves with 5' tubing, SE valve with 5' tubing holder bar with 3 universal holders

**MCFPVK2Q\***

- Available with quad holder bar
- Standard features are same as MCFPVK2



**MCHSVK2Q\***

- Available with quad holder bar
- Standard features are same as MCHSVK2



**MCVK1\***

- 1 universal HVE and 1 SE (both include 5" tubing)
- 1 vacuum trap with solids collector

**MCVK1PK\***

- Standard features are same as MCVK1
- Also includes 2 holders/hangers and dual bar



**OPTIONS\***

- 3-way QD syringe with tubing and flow adjustment block
- MCSYRB

Optional Accessories	Part Number	Retail	Select
Additional Universal Autoclavable HVE position with tubing	MC1HVE		<input type="checkbox"/>
Autoclavable SE valve with 5' of tubing	MCSE1		<input type="checkbox"/>
3-way QD syringe with tubing and flow adjustment block	MCSYRB		<input type="checkbox"/>
Vacuum Utilities (No housing or cover)	MCUTILV		<input type="checkbox"/>
Self contained clean water	MCSCWMI		<input type="checkbox"/>
Utility housing and cover only	MCUTILH		<input type="checkbox"/>

### TAPMASTER HANDS-FREE CONTROL\*

#### STANDARD FEATURES

- Tapmaster hand-free Single (MP1750) and Dual (MP1752 not shown) kick pedal controls
- Dual Kick used on Center Island cabinets
- Mounts on cabinet toe kick; 4" height minimum
- Horizontal clearance of 8" minimum




#### MP1750 PRICING / OPTIONS

Cabinet	Width	Depth	Height	Retail	Select
MP1750	8"	1.14"	3.42"		<input type="checkbox"/>
MP1752	8"	1.14"	3.42"		<input type="checkbox"/>

### TAPMASTER HANDS-FREE HWC CONTROL\* (EURO STYLE)

#### STANDARD FEATURES

- Mounts on cabinet toe kick; 4" height minimum
- Horizontal clearance of 8" minimum
- Hands-free temperature control: Hot, Warm, Cold



#### MP1775 PRICING / OPTIONS

Part Number	Retail	Select
MP1775		<input type="checkbox"/>



\* **CALIFORNIA PROP 65 WARNING:** This product can expose you to chemicals including lead which is known to the State of California to cause cancer and birth defects or other reproductive harm. For more information go to [www.P65Warnings.ca.gov](http://www.P65Warnings.ca.gov). Note: Product deemed drinking water safe under NSF 61.372

ACCESSORIES - PLUMBING FIXTURES

ACCESSORIES - PLUMBING FIXTURES

**FAUCETS**

Product Description	Part Number	Retail	Select
Single Lever Faucet, Chrome	MP2DEL		<input type="checkbox"/>
Single Lever Faucet with Swivel Spout	MP2D		<input type="checkbox"/>
Single Lever Faucet with Telescoping Spray Gun	MP2PS		<input type="checkbox"/>
Single Lever Faucet with gooseneck spout, 2 holes cutout	MP5		<input type="checkbox"/>
High Arc Pulldown Faucet	MP5HAT		<input type="checkbox"/>



MP2DEL



MP2D



MP2PS



MP5



MP5HAT

**SINKS**

Product Description (Inside sinks' measurement)	Part Number	Retail	Select
Stainless Steel Sink – 11-5/8" x 9-1/4" D x 6" H	MP1		<input type="checkbox"/>
Stainless Steel Sink and a half – 25" W x 16" D x 8" H	MP15		<input type="checkbox"/>
Stainless Steel Sink, Double – 29" W x 16" D x 8" H	MPIDBL		<input type="checkbox"/>
Stainless Steel Sink, Undermount – 16" W x 18" D x 8" H	MP1LUM		<input type="checkbox"/>
Stainless Steel Sink – 21" W x 16" D x 10" H	MP1XLUM		<input type="checkbox"/>
Stainless Steel Lab Sink – 20" W x 17" D x 8" H	MP1EXLQ		<input type="checkbox"/>
Stainless Steel Sink, Round Ball – 10-1/4" Ø x 6" H	MP1RB		<input type="checkbox"/>



MP1



MP15



MPIDBL



MP1LUM



MP1XLUM



MP1EXLQ



MP1RB

**SOAP DISPENSERS**

Product Description	Part Number	Retail	Select
Soap Dispenser, Chrome	MP3M		<input type="checkbox"/>

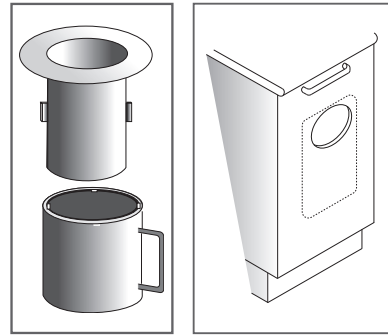
**WASTE SOLUTIONS**

**STANDARD FEATURES**

- 4" waste chute with bag holder collar (MPWC4)
- Waste drop receptacle, bin and p-trap extension (MPTN); bags not included for either item

**WASTE SOLUTIONS PRICING / OPTIONS**

Part Number	Retail	Select
MPWC4		<input type="checkbox"/>
MPTN		<input type="checkbox"/>



MPWC4 Waste Chute

MPTN Waste Solution

**MB11M**

**STANDARD FEATURES**

- Countertop waste drop and metal bezel
- Metal bezel only (MB11BM)

**MB11M PRICING / OPTIONS**

Part Number	Retail	Select
MB11M		<input type="checkbox"/>



MB11M

**SHARPS SYSTEMS**

**STANDARD FEATURES**

- Under-counter sharps hanger
- 6.2qt MPSCHM62 or 10qt MPSCHM10 container
- Top-mounted sharps container (MB11S)

**SHARPS SYSTEMS PRICING / OPTIONS**

Part Number	Description	Retail	Select
MB11S	Sharp Container 1.5 qt		<input type="checkbox"/>
MB11D	Sharps Container 1.5 qt Refill		<input type="checkbox"/>
MPSCHM62	Sharp Container 6.2 qt		<input type="checkbox"/>
MP18062	Sharps Container 6.2 qt Refill		<input type="checkbox"/>
MPSCHM10	Sharp Container 10 qt		<input type="checkbox"/>
MP18010	Sharps Container 10 qt Refill		<input type="checkbox"/>



Top-mounted Waste, sharps and bio waste



Top-mounted sharps container (MB11S) and MB11D Refill MPWC4 Waste Chute



MB11D-MP18010 -MP18062-Refills

Options shown are for dual bin manual or motion activated only:



# WHY CHOOSE MCC DENTAL FOR YOUR DENTAL PRACTICE

**50+ YEARS EXPERTISE**

**INNOVATION**

**CUSTOM AND PRE-DESIGN OPTIONS**

**TECHNOLOGY**

**FAST LEAD TIMES**

**SAFETY**

**SUPPORT**

**MATERIALS AND HARDWARE**

**15-YEAR WARRANTY**  
**10-YEAR ALLURE WARRANTY**

**MCC** SINCE 1969  
Dental Cabinet Systems



Since 1969, MCC Dental has partnered with dental professionals to understand and fulfill their unique business needs. We recognize that every practice is as distinct as the individuals who lead them, which is why we offer a diverse range of solutions tailored to meet the specific requirements of every dentist.

# 50+ YEARS EXPERTISE

For 50 years, we at MCC Dental have continually collaborated with dental professionals on the design of our practice cabinets. The result of our efforts is industry leading; well designed, and high-quality. Our cabinetry is also available using environmentally-friendly manufacturing techniques.

**Our philosophy** is to design and deliver the absolute best cabinets for your dental office. This includes working closely with our customers to ensure we understand their needs, and delivering a dental cabinet solution they will be satisfied with for years to come.

**Our goal** is to be among the leading cabinet manufacturer in the North American Dental industry. Whether you design your complete practice with our functional and beautiful units or augment an existing practice with our modular cabinets, our goal is to contribute to a professional looking environment that is pleasing to you, your staff and your patients.



## CUSTOM AND PRE-DESIGN OPTIONS

While we offer modular units like our Tailored Collection, we find that the custom units provide dentists with the greatest flexibility; dentists can design their patient service environments in a way that is most efficient with their unique layout and personal style.

**Today, MCC Dental is a market leader in custom cabinets.**

We maximized the functionality of our Rear, Side, Sterilization and Center Island cabinets, every corner, shelf and position has been transformed into useful space keeping our cabinets to the smallest footprint possible, while still accommodating everything required for today's well equipped dental facility.

We also recently launched a line of conveniently pre-designed Rear, Side and Sterilization cabinets, just pick colors and surfaces and they are ready to go. Built solid with the same quality, functionality and passion that make MCC Dental to stand out from the competition, all of it at an even better value.



## 15 YEAR WARRANTY

### WE HAVE YOU COVERED!

At MCC Dental we stand behind our products with a Fifteen (15) Year casework warranty (10-Year casework Allure Cab warranty). We want every MCC Dental customer to be satisfied and covered for a long time because, with more than 50 years in the business, we believe that our cabinets are built to last, with a craftsmanship and passion that distinguish us from our competitors. Whether it's modular, custom construction, sterilization or mobile cabinetry, our philosophy is always to design and deliver the absolute best and durable cabinets for your dental office.



## INNOVATION

We were the first to launch Sterilization units made of HDPE, an advanced anti-microbial material that integrates the antimicrobial protection into the product during the manufacturing process.

Our antimicrobial material inhibits the growth of microorganisms caused by bacteria, algae and fungi. Our products are also non-porous and kill the spread of bacteria resistant to moisture and mildew.

*The same base polymer (HDP) is used in luxury Yacht interiors because it's impervious to water damage, reason why we use it in all our cabinets' subbase.*



# TECHNOLOGY

## STATE-OF-THE-ART CAD AND PRODUCTION DEPARTMENTS


We have a state-of-the-art CAD department that provide perfect solutions for all the dental cabinetry needs, whether is a custom order for an entire practice or a single cabinet, all measurements are sent to the production department with 100% precision.



Once at the production stage, craftsmanship combined with state-of-the-art Technology and top-of-the-line Machinery provides consistent accurate drilling and cutting of all cabinetry parts, allowing us to be very precise in the construction process and more productive resulting in faster lead times.

## UNIQUE SERIAL NUMBER SYSTEM

Our one-of-a-kind Serial Number System ensures all the essential manufacturing details are readily available for seamless reordering. Whether a dentist decides to expand their practice with matching cabinets or relocate, all that's needed is the serial number to replicate the original design perfectly. *Additionally, the serial number system helps streamline accounting by potentially making the investment eligible as a tax write-off—adding even more value to your purchase.*



▲ World renowned, German Brandt Homag Point to Point Router

Best in its class German  
▼ Brandt Homag Edge Bander



# MATERIALS AND HARDWARE

Investing in well-designed, high-quality cabinetry today delivers long-term value as dental practices evolve to meet new and ever-growing demands. At MCC, we use top-of-the-line materials and hardware to ensure your cabinetry stands the test of time. Quality is the foundation of a successful practice, and we take pride in seeing dental offices still utilizing our cabinetry efficiently after 30+ years—proof of the durability and excellence of our materials.



*Double Wall Drawer System with soft close feature and full extension slides allow "silent close" operation, 88 lb. load capacity with aesthetic 4-way gap adjustment, drawer face retrofit.*

Patented, Hi-Gloss, Scratch-Resistant  
**BRILLIANCE** finish ▶



# SAFETY

Our ASEPTX® Sterilizations provide a real solution for antimicrobial hygiene. The **High Density Polymer (HDPE)** material advanced antimicrobial technology protects against bacterial degradation by inhibiting the growth of microorganisms caused by bacteria, algae and fungi. We also build Mobiles made of HDPE.

**Center Island Non-Lead Radiation Shielding Technology.** We offer a safer, more environmentally friendly, lead-free solution to traditionally lead-based radiation shielding products.

We recently launched a new line of countertops made of **Antimicrobial Enhanced Solid Surface.** We offer optional **antibacterial handles** for our ASEPTX® Sterilization units.



# FAST LEAD TIME

We complete projects with an efficient lead time, often faster than the competition.



# CUSTOMER SERVICE/SUPPORT

**24/7 Online Support** via MCC 360 System (available to Dealers only) including Live Ship Date and Lead Time. Our live operators are available during work hours, 8:30 - 4:30 E.T..



ITEMS	MCC DENTAL CABINETRY	LOCAL CONTRACTORS
<b>Warranty</b>	<ul style="list-style-type: none"> <li>• 15 Year Warranty.</li> </ul>	<ul style="list-style-type: none"> <li>• Normally up to 1 year if any.</li> </ul>
<b>Relocatable</b>	<ul style="list-style-type: none"> <li>• MCC cabinets can be relocated.</li> </ul>	<ul style="list-style-type: none"> <li>• Not intended for relocation. Built to fit in specific offices and building location.</li> </ul>
<b>Integration of equipment</b>	<ul style="list-style-type: none"> <li>• MCC cabinets are adaptable to any equipment required.</li> </ul>	<ul style="list-style-type: none"> <li>• Equipment integration is typically an afterthought.</li> <li>• High risk of cabinet damage.</li> </ul>
<b>Products included</b>	<ul style="list-style-type: none"> <li>• Faucets, sinks, strainers included.</li> </ul>	<ul style="list-style-type: none"> <li>• Normally charged extra</li> </ul>
<b>Electrical</b>	<ul style="list-style-type: none"> <li>• Built in (UL/CSA Certified)</li> <li>• Medical grade receptacles, GFCI, tamper resistant.</li> </ul>	<ul style="list-style-type: none"> <li>• Normally not provided by cabinet maker, outsourced to electrician after installation.</li> </ul>
<b>Electrical and plumbing templates</b>	<ul style="list-style-type: none"> <li>• Full size templates showing electrical and plumbing locations available.</li> </ul>	<ul style="list-style-type: none"> <li>• While contractors and cabinetmakers might have dental equipment expertise, most don't have an in-depth understanding of dental cabinetry.</li> </ul>
<b>Countertops</b>	<ul style="list-style-type: none"> <li>• Seamless, fastened in place.</li> </ul>	<ul style="list-style-type: none"> <li>• Normally glued in place and hard to remove without damage to the surface.</li> </ul>
<b>Door hardware</b>	<ul style="list-style-type: none"> <li>• Stainless steel handles, available in standard and custom options.</li> </ul>	<ul style="list-style-type: none"> <li>• Off-the-shelf handles and knobs with limited future availability.</li> </ul>
<b>Subbase</b>	<ul style="list-style-type: none"> <li>• Made of water proof high density polymer.</li> <li>• Independent levelling feet.</li> <li>• Optional seismic anchoring system.</li> <li>• Mounting hardware provided for all flooring options.</li> </ul>	<ul style="list-style-type: none"> <li>• Normally plywood or particleboard</li> <li>• Levelled by scribing to floor or shimming.</li> <li>• Vulnerable to water damage.</li> <li>• Vulnerable to impact damage on all edges.</li> </ul>
<b>Outerheads (external)</b>	<ul style="list-style-type: none"> <li>• Industrial grade, 100% recycled particleboard (45+ lb/20+ kg).</li> <li>• 2 mm color matched edgebanding.</li> <li>• High-pressure decorative laminate.</li> <li>• Postformed laminate to round corners.</li> </ul>	<ul style="list-style-type: none"> <li>• Low grades particleboards and medium density of fiberboards and plywoods.</li> <li>• High-pressure decorative laminate.</li> <li>• Laminated edges.</li> </ul>
<b>Installation</b>	<ul style="list-style-type: none"> <li>• Cabinets are installed by MCC's and dealers' professionally trained installers.</li> </ul>	<ul style="list-style-type: none"> <li>• General labor installers.</li> </ul>
<b>Cabinets serial numbering system</b>	<ul style="list-style-type: none"> <li>• Our unique Serial Numbering System provides all manufacturing information necessary for re-ordering. This is very helpful if a dentist decide to expand his/her practice and want to add identical cabinets or relocate, all that is needed is the serial number. The serial number make the investment a tax write-off.</li> </ul>	<ul style="list-style-type: none"> <li>• None available. And no tax write-off.</li> </ul>

TAILORED SOLUTIONS FOR YOUR DENTAL PRACTICE

# TERMS AND CONDITIONS

## TERMS

All prices, unless otherwise listed are FOB Maple, Ontario, Canada. Payment terms are specified on each invoice and are due in MCC's office by this date. Discount does not apply to freight, installation/delivery and/or special color charges. A service charge of 2% per month (annual 24%) will be charged on past due accounts. All prices are subject to change without notice.

## RETURNED GOODS

An MCC factory Return Authorization Number (RAN) must be obtained from MCC for the return of any warranty or special sales situation. A Return Authorization form must be completed and faxed to our customer service department. If authorization is granted, transportation charges must be prepaid on ALL return items and received in good condition. The RAN must be clearly marked on the packing slip. Custom design cabinets or Mobiles, including special colors, are NON-RETURNABLE under any circumstance. An RAN does not guarantee credit. Credit will not be issued until after receipt and inspection of the returned items has been assessed. All returned items are subject to a 20% restocking fee and credit will be based on the original invoice price. MCC's Receiving Dock will not accept any returned freight that does not have a legitimate RAN. Please contact MCC for proper procedure information.

## SHIPPING AND TRANSPORTATION

Arrangements for preferred carriers should be made in advance, in the absence of shipping instructions MCC reserves the right to determine the best mode of transportation based on the cabinet/equipment order.

## FREIGHT DAMAGE

Merchandise arriving with visible external damage should be thoroughly inspected and clearly described on the bill of lading, by the customer, and the carrier should be notified IMMEDIATELY. If concealed freight damage is revealed upon unpacking of cabinets, the carrier and MCC should be notified IMMEDIATELY. Digital photographs of all damages should be emailed within 10 days of receipt of the shipment. The carrier is responsible for damage or loss in transit. If damage is not noted on the bill of lading, the buyer must accept full responsibility for any damage discovered at a later date.

## WATER DAMAGE

Proper care and maintenance must be adhered to in order to prevent water damage. This means thoroughly wiping excess water, solvents and liquids from countertops. MCC is not responsible for any water damage. At MCC Dental we stand behind our products with a Fifteen (15) Year casework warranty and Ten (10) Year casework warranty for the Allure Collection. We want every MCC Dental customer to be satisfied and covered for a long time because, with more than 50 years in the business, we believe that our cabinets are built to last, with a craftsmanship and passion that distinguish us from our competitors. Whether it's modular, custom construction, sterilization or mobile cabinetry, our philosophy is always to design and deliver the absolute best and durable cabinets for your dental office.

# LIMITED WARRANTY

In effect as of June 1, 2021

## INTRODUCTION

At MCC Dental, we stand behind our products with the 15-year casework limited warranty set out below (and Ten (10) Year casework warranty for the Allure Collection). We want every MCC Dental customer to be satisfied and covered for a long time because we believe that our cabinets are built to last, with a craftsmanship and passion that distinguish us from our competitors. Whether it is modular, custom construction, sterilization or mobile cabinetry, our philosophy is always to design and deliver the absolute best and durable cabinets for your dental office.

## SCOPE OF WARRANTY

MCC Dental warrants that any products manufactured by MCC Dental (except for "Exclusions" below) with defective workmanship under normal interior intended use and service of products will be repaired or replaced. This limited warranty is restricted to defects that are reported to MCC Dental within the applicable warranty period and which prove to be defective upon examination by MCC Dental. This limited warranty is only available to the original retail purchaser of warranted product.

## WARRANTY PERIOD

The applicable warranty period for any particular product, which begins from the date of delivery to the first retail user, is as follows:

- a. 15 years for most MCC Dental brand casework cabinetry (custom and modular) and 10 years for the MCC Dental Allure Collection casework cabinetry which includes door and drawer fronts, but does not include the items listed in b. through d. or any "Exclusions" listed on next page

## TAILORED SOLUTIONS FOR YOUR DENTAL PRACTICE

- b. Standard manufacturers' warranty policy applies to any delivery system installed in MCC cabinets. See manufacturers' warranty for details.
- c. 2 years for task light ballasts
- d. 2 years for Promotional mobiles

### EXCLUSIONS

MCC Dental's warranty does not include coverage for electrical components, plumbing accessories, sinks, and faucets. Warranties for these excluded items are provided by the manufacturer to the first purchaser, and any information on the warranties of these manufacturers will be available with the applicable products.

This limited warranty also does not cover:

- a. Any damage, in whole or in part, caused by misuse, negligence, abuse, change of business location, accident, freight damage, alteration, tampering or the failure to obtain repair or replacement during the warranty period
- b. Water damage
- c. Color changes caused by artificial or natural light
- d. Products not properly installed, cleaned, used and maintained as instructed in the MCC Dental "installation" and/or "installation/operation" manual for the product
- e. Consumable products such as surge protection/light bulbs
- f. Components or products not manufactured by MCC Dental
- g. Components or products not purchased from MCC Dental or an authorized MCC Dental dealer
- h. Components or products that have been used directly or indirectly with unauthorized third-party products or parts
- i. Expenses and costs of maintenance, adjustment, repair or cleaning not expressly authorized by MCC Dental
- j. Representations or warranties made by anyone other than MCC Dental

MCC Dental is not responsible for costs and expenses relating to removal, installation, repainting, refinishing or any other costs beyond the replacement or repair of the warranted item.

MCC Dental does not warrant that a repaired or replaced item will have the exact same Color, grain, texture or finish as the original item.

### OBTAINING WARRANTY SERVICE

Warranty service must be obtained by MCC Dental or any MCC Dental authorized dealer where warranty service is requested. For more information on warranty service or issues, MCC Dental can be contacted by phone at 1-800-388-6236 or by email at [customerservice@mccdental.com](mailto:customerservice@mccdental.com).

### EXCLUSIVE REMEDY; LIMITED LIABILITY

The sole obligation of MCC Dental under this limited warranty is the replacement or repair of defective components or products to which this limited warranty applies.

The maximum liability of MCC Dental, together with its employees, contractors, suppliers, directors, officers, agents, resellers and dealers, to you is limited to the original purchase price you paid for the warranted product.

MCC Dental is not liable for and hereby disclaims any direct, indirect, incidental, consequential or exemplary damages or delays, including but not limited to, damages for loss of income, profit, downtime, employee or independent contractor payments, wages, benefits.

### OTHER

No claim or action may be brought against MCC Dental for breach of this limited warranty, an implied warranty, if any, or for any other claim arising out of or relating to the products, more than ninety (90) days following expiration of the limited warranty period to which the claim or action relates.

This limited warranty and any disputes arising out of or in connection with MCC Dental products shall be governed by the laws of the Province of Ontario and the laws of Canada applicable therein, and shall be in the exclusive jurisdiction of the courts located in the Province of Ontario.


If any provision of this limited warranty is invalid or unenforceable, the meaning of such provision will be construed, to the extent feasible, so as to render the provision valid and enforceable, and if no feasible interpretation would save such provision, it will be severed from the remainder of this limited warranty, which will remain in full force and effect.

MCC Dental reserves the right to modify or withdraw this limited warranty at any time without notice. Any such modification or withdrawal will not affect products installed and fully paid for prior to the date of such modification or withdrawal.

# MCC

SINCE 1969

## Dental Cabinet Systems



03.2026.upd

### TAILORED SOLUTIONS FOR YOUR DENTAL PRACTICE

Custom Cabinets • Sterilization Centers • Rear Cabinets • Side Cabinets • Center Islands  
Mobiles • Orthodontic Mobiles • Lab Cabinets • Pediatric Benches • Recovery beds

1-800-388-6236 | [www.mccdental.com](http://www.mccdental.com)



For more information, contact MCC at 1-800-388-6236 or visit [www.mccdental.com](http://www.mccdental.com)