

TAILORED SOLUTIONS FOR YOUR DENTAL PRACTICE

MCC
SINCE
1969

Dental Cabinet Systems



26
T W E N T Y

PRICE CATALOG



1-800-388-6236
mccdental.com

TAILORED SOLUTIONS FOR YOUR DENTAL PRACTICE



With over 50 years of experience behind us, we at MCC pride ourselves in being a leading manufacturer of Tailored and Custom Dental Cabinets. Our dedication and longevity are integrated in the quality and design of our Dental Cabinets.

This enables us to help you build a Total Work Environment that works for you and your new, or preexisting practice. We offer a wide range of Tailored and custom cabinet solutions that best suit your practice needs whether it be Orthodontics, Pediatric Dentistry, Oral Surgery or Endodontics.

We use the highest quality materials available, some imported directly from Italy. We have customers from 35 years ago who still have cabinets they bought at that time. In some ways, it's no different than anything else. Customers who are good at keeping their workspaces clean and dry will have a long life for their furniture. ”

Giovanni Cocciardi



The Cocciardi brothers and the late co-founder Giovanni Cocciardi.



HEAD OFFICE:

10721 Keele Street North,
Maple, Ontario L6A 1S5
Customer Service **800.388.6236**
Fax **905.832.0732**
Website **www.mccdental.com**
Email **info@mccdental.com**

CABINET ORDERS

All orders must be placed through an authorized MCC dealer. Minimum retail order is \$60.00. Orders must be submitted with a sketch and floor plan. Orders received will be acknowledged within 72 hours. Please contact our Customer Service Department immediately if your order acknowledgment is not received within this time frame. Order acknowledgments and sketches must be signed by the dealer and returned to MCC within 5 business days. All orders are quoted in retail pricing except for freight, installation/delivery and special color charges, which are quoted at dealer cost. MCC reserves the right to change cabinet designs without notice.

PLACING AN ORDER (email to: orders@mccdental.com)

When placing a cabinet order, the following must appear on your purchase order:

- Model, Part, Sketch and/or Quote Number
- Date Required and/or Install Date
- Order Date
- Shipping Instructions
- Contact Person and Number
- Signature of Purchaser
- Purchase Order Number
- Cabinet, Countertop and Edging Color
- Accessories and/or Options
- Quantity

NON STANDARD COLORS

All non-standard color cabinet and countertop orders will incur an upcharge. Add 2-3 weeks to standard lead times for non-standard color cabinet and/or countertop orders.

CHANGES / MODIFICATIONS

Any major changes and/or modifications made to the original design and/or color of cabinet and/or countertop while in production will incur a 30% recovery fee. This fee recovers work in progress. Changes and/or modifications must be submitted to MCC in writing. Upon review and approval of the changes, the order's shipping and installation dates could shift depending on the degree of changes.

CANCELLATIONS

Orders cancelled within two weeks of the order date will incur a 40% cancellation fee. This fee recovers material cutting, production time and labor costs. Cancellations must be submitted to MCC in writing. Custom color orders may not be cancelled.

DELAYED / RESCHEDULED SHIP DATES

Orders which are requested to be rescheduled will be moved to the next available ship date. Orders which are requested to be rescheduled or have delayed shipping, post production, will incur local storage and handling fees until shipped.

TAILORED SOLUTIONS FOR YOUR DENTAL PRACTICE

COLLECTION/CATEGORY	MODEL	PAGE
15-Year Warranty		5
Our Collections' Features		6
ASEPTX® - 10'-11'-12' Sterilization Centers	AXST10, AXST11, AXST12	7-8
	Steri Centers Measurements & Tower Options	9-10
	Steri Centers with Ultrasonic Drop Down and Storage measurements	11
Clean Prep Station	Configurations, Features and Options	13-14
SIGNATURE COLLECTION		15-29
Signature - Rear Cabinets	Configurations, Features and Options	16-17
Signature - Side Cabinets	Configurations, Features and Options	18-19
Signature - Rear and Side Cabinets	Rear and Side Measurements	20
Signature - Rear and Side Cabinets Options	Monitor Mounts, Control Options etc.	21
Signature - 10'-11'-12' Sterilization Centers	Configurations, Features and Options	22-24
	Steri Centers Measurements	25
	Steri Centers with Ultrasonic Drop Down, Storage measurements and Tower Options	26
Signature - Center Island	Configurations, Features and Options	27-28
	Center Island Measurements	29
TAILORED COLLECTION		31-42
Tailored - Rear Cabinets	Custom Build Configurations, Features and Options	32-35
Tailored - Side Cabinets	Configurations, Features and Options	36
Tailored - Center Island	Configurations, Features and Options	37
Tailored - 10'-11'-12' Sterilization Centers	Configurations, Features and Options	38-40
	Steri Centers Measurements	41
	Steri Centers with Ultrasonic Drop Down, Storage measurements and Tower Options	42
ALLURE COLLECTION		43-81
Allure - Rear Cabinets	Configurations, Features & Options	45-49
Allure - Rear Cabinets	Measurements	50
Allure - 42" Rear Cabinets with Sink	Configurations, Features & Options	51-54
Allure - 42" Rear Cabinets with Sink	Measurements	55
Allure - 36" Rear Cabinets with Sink	Configurations, Features & Options	56-58
Allure - 36" Rear Cabinets with Sink	Measurements	59
Allure - Rear Cabinets with Sink	Measurements, Top and Side view	60
Allure - Side Cabinets	Configurations, Features & Options	61-63
Allure - Side Cabinets	Measurements	64-65
Allure - Rear Cabinets	Control Options	66
Allure - Center Island	Configurations, Features & Options	67-69
Allure - Center Island	Measurements	70
Allure - T-wall cabinets	Configurations, Features, Options & measurements	70-71
Allure - Pediatric Bench	Configurations, Features, Options & measurements	72
Allure - Work Station	Configurations, Features, Options & measurements	73-74
Allure - 10'-12'-14' Sterilization Centers	Configurations, Features & Options	75-78
	Allure Steri Centers & Tower options Measurements	79-80
	Steri Centers with Ultrasonic Drop Down and Storage measurements	81
Custom Cabinets	Custom Configurations	83-86
Ortho Systems	MFO2421, MFO2428	87-88
Mobile Carts	Promotional	89-91
	Series 1000	92-93
MCC Featured Colors		94
Pediatric Benches	PB1000, PB2000	95-96
Recovery Beds	RB1000, RB2000	97-98
VistaClear/VistaPure	Vista Clear Cabinet	99
Accessories - Handles	Handles	100
Accessories - Delivery Systems	MCT500PM, MCT520PM, MCT600PK,	
	Vacuum Packages	101-102
Accessories - Plumbing	Plumbing	103-104
Accessories - Waste	Waste & Sharps	105
Why Choose MCC Dental		106-108
MCC vs. Local Contractor Compare		109
Terms and Conditions/Warranty		110-111

06.2026.upd

WE HAVE YOU COVERED

At MCC Dental we stand behind our products with a **Fifteen (15) Year** casework warranty (please see page 108 for the Allure Collection 10-Year Warranty).

We want every MCC Dental customer to be satisfied and covered for a long time because, with more than 50 years in the business, we believe that our cabinets are built to last, with a craftsmanship and passion that distinguish us from our competitors. Whether it's modular, custom construction, sterilization or mobile cabinetry, our philosophy is always to design and deliver the absolute best and durable cabinets for your dental office.



OUR COLLECTIONS' FEATURES

COMPONENTS		ASEPTX®	SIGNATURE	TAILORED	ALLURE
Cabinets Subbase	6" - High Density Polymer (HDPE)	●	●	●	
	Stainless steel laminate with marine grade plywood substrate				●
	Integrated leveling feet	●	●	●	●
	Mounting hardware provided for wood and concrete floor anchoring	●	●	●	●
	Top down utility access	●	●	●	●
Casework (internal)	High Density Polymer	●			
	Finished High Density Polymer	●			
	Industrial grade particleboard (45-50+ lb./ 20-22 kg density)		●	●	●
	1 mm edgeband color matched to outer casework		●	●	
	White melamine covering		●	●	●
	100% Recycled board		●	●	●
Outerheads (external)	Sterilization towers High Density Polymer	●	●	●	●
	High Density Polymer	●			
	Finished High Density Polymer Edges	●			
	Industrial grade particleboard (45+ lb./ 20+ kg)		●	●	●
	1-2 mm color- and pattern-matched edgebanding		●	●	●
Drawers	High-pressure decorative laminate		●	●	●
	Smooth soft-close	●	●	●	●
	Adjustable/removable fronts	●	●	●	
Shelves	Adjustable				●
	5/8" plywood shelves	●	●	●	●
	Adjustable solid surface shelves for Clean Modules	●	●	●	●
	Pullout autoclave shelves holds up to 200 lbs.	●	●	●	●
Doors Hardware	Glass shelves Rear upper module		●		
	Optimal 5" brushed metal handles	●	●	●	●
Countertops	Fastened in place (removable)	●	●	●	●
Task Lighting	Custom MCC LED lights with switch/transformer	●	●	●	●
Electrical	Custom MCC Medical Grade electrical outlet	●	●	●	●
	MCC 4 Port USB Docking Station with Power Supply		●	●	
Casework Warranty	15-Year Warranty	●	●	●	
	10-year Warranty				●
Customization	Yes			●	
	Only choice of multiple pre-designed cabinets with options	●	●		●

TAILORED SOLUTIONS FOR YOUR DENTAL PRACTICE

ASEPTX[®] STERILIZATION

New advancements in antimicrobial materials, combined with our industry leading design, make our Aseptx[®] Sterilization centers the most advanced units on the market.



*Note: This product does not protect users or others from disease-causing bacteria. Always clean this product thoroughly after use.




For more information, contact MCC at 1-800-388-6236 or visit www.mccdental.com

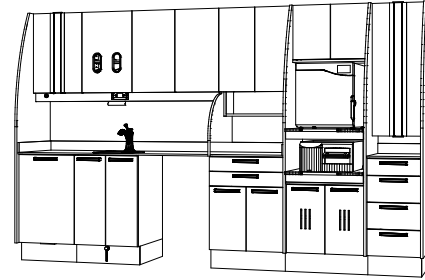
ASEPTX® STERILIZATION CENTER

ASEPTX® STANDARD FEATURES

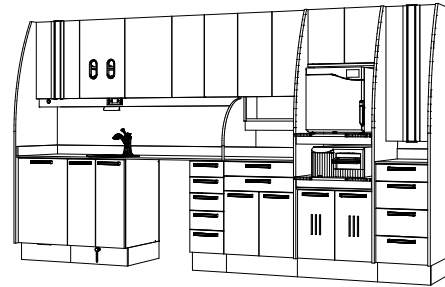
- Standard solid surface countertop
- No seam construction, impervious to water
- 99.99% Antimicrobial performance
- Stain-Resistant • UV stable
- Red/Blue (Dirty/Clean) indicators
- 4 separate areas for: receiving and cleaning, preparation and packaging, sterilization, sterile clean storage
- Impervious to water damage
- Under mounted stainless steel sink
- Hardware and plumbing fixtures included
- Foot activated waste drawer
- Soft-close drawers & doors
- 1/4" finished back
- Solid Surface pullout autoclave shelves holds up to 200 lbs.
- 3 lengths available, 10', 11' and 12'



AXST10 Total length 121"



AXST11 Total length 133"



AXST12 Total length 145"

Cabinet	Retail	Select
AXST10		<input type="checkbox"/>
AXST11		<input type="checkbox"/>
AXST12		<input type="checkbox"/>

OPTIONAL ACCESSORIES

Select Your Options	Part Number	Retail	Select
High Volume Evacuator (HVE) Sink Side with Countertop Holder	MCHVE1		<input type="checkbox"/>
Tapmaster Hands Free Water Activation System	MP1775	Included	<input type="checkbox"/>
Clean and Dirty (Blue/Red) Indicator Lights	MPSLBH/MPSLRH	Included	<input type="checkbox"/>
LED Task Lighting - 45"	MPTL45H	Included	<input type="checkbox"/>
Recessed Digital Clock/Timer	MP14R		<input type="checkbox"/>
<i>Reverse Configuration Available. Please specify</i>			<input type="checkbox"/>

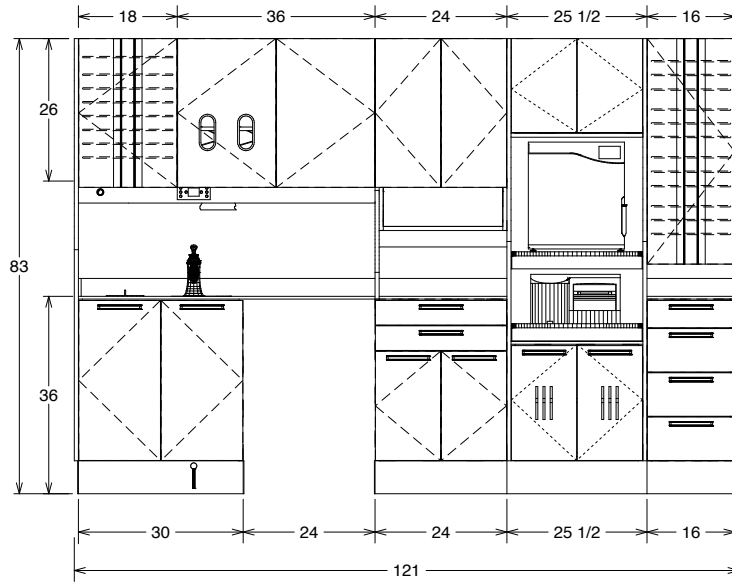
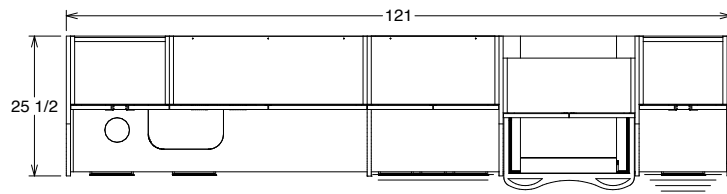
COUNTERTOP WITH ULTRASONIC DROP DOWN AND STORAGE OPTIONS

Select Your Options (see page 11)	Part Number	Retail	Select
Countertop with Ultrasonic Drop Down (with ST11 and ST12 only)	AXSTDD11 or AXSTDD12		<input type="checkbox"/>
Storage Cabinet in Lieu of Washer Opening	AXSTS10 or AXSTS11 or AXSTS12		<input type="checkbox"/>

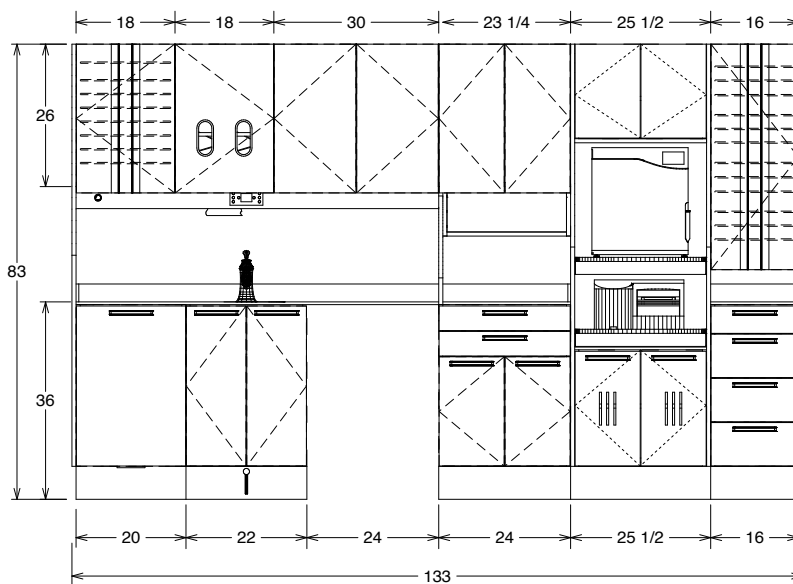
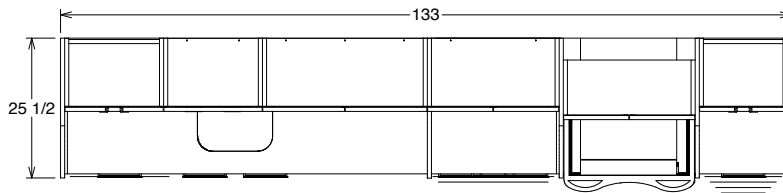
TOWER AND PANTRY OPTIONS

Select Your Optional Steri Tower (see bottom of page 10)	Part Number	Retail	Select
Tower 1 - Holds 2 Small Washer Units. Solid surface pull-outs.	AXTWR1	N.C.	<input type="checkbox"/>
Tower 2 - Holds 2 Sterilizers 1 Statim. Solid surface pull-outs.	AXTWR2		<input type="checkbox"/>
Tower 3 - Holds 2 Sterilizers 1 Statim. Solid surface pull-outs.	AXTWR3		<input type="checkbox"/>
Tower 4 - Holds 2 Sterilizers. Solid surface pull-outs.	AXTWR4	N.C.	<input type="checkbox"/>
Manual pull-out pantry with blue light indicator. Height 83".	P5000MX		<input type="checkbox"/>

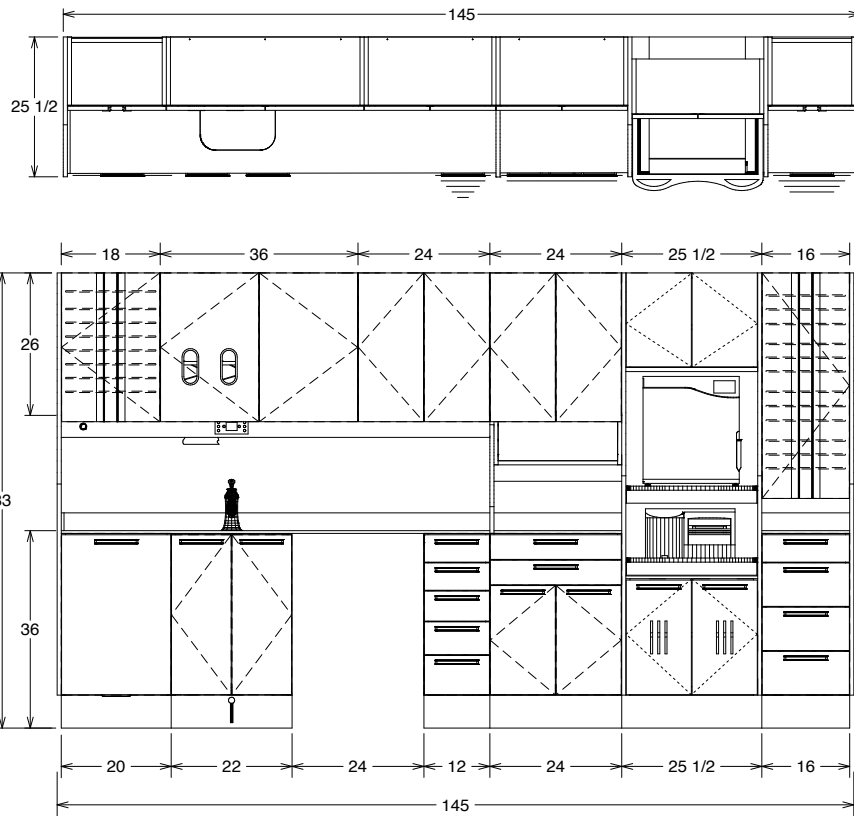
ASEPTX® STERILIZATION CENTER MEASUREMENTS



AXST10

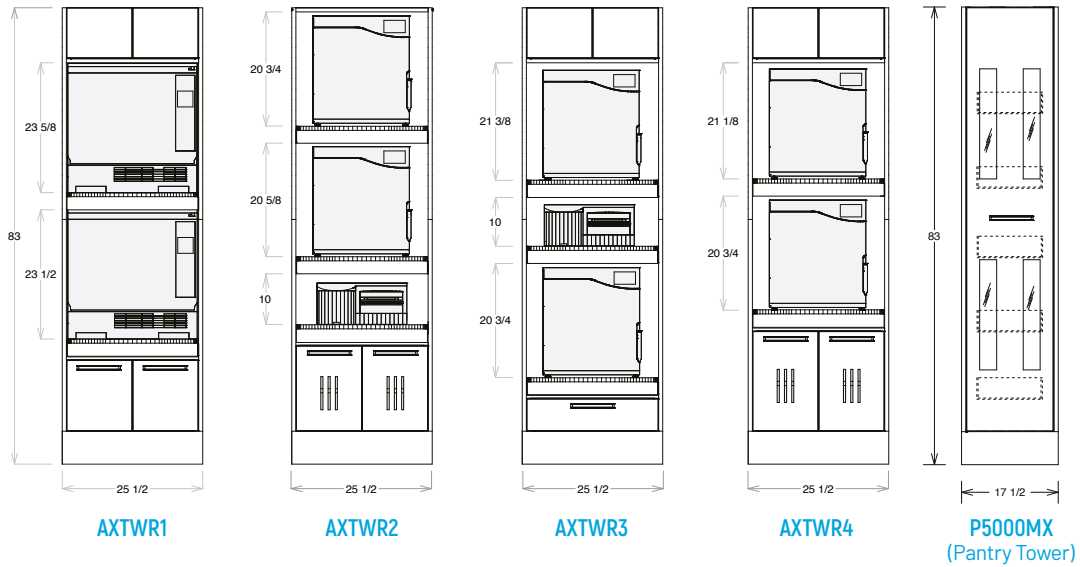


AXST11



AXST12

Tower Options



AXTWR1

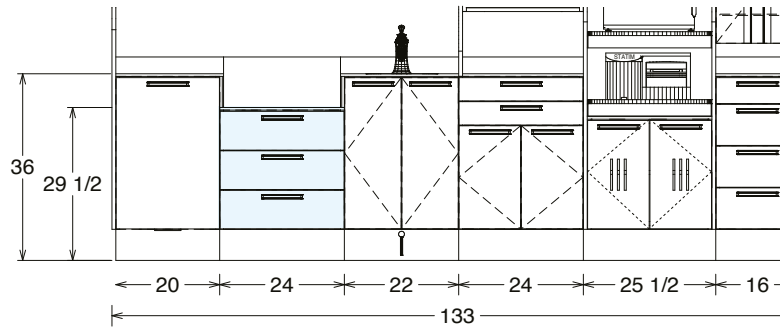
AXTWR2

AXTWR3

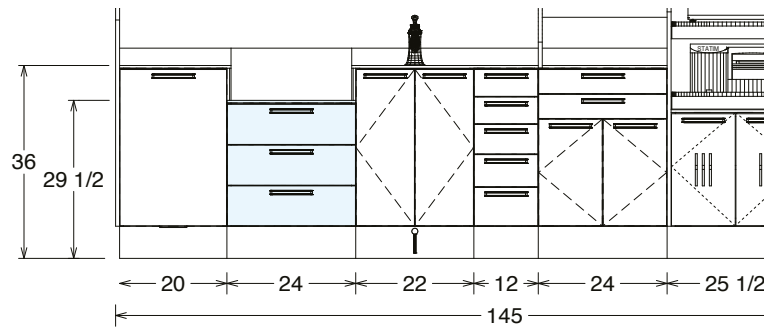
AXTWR4

P5000MX
(Pantry Tower)

ASEPTX® Sterilization Centers with Ultrasonic Drop Down Option

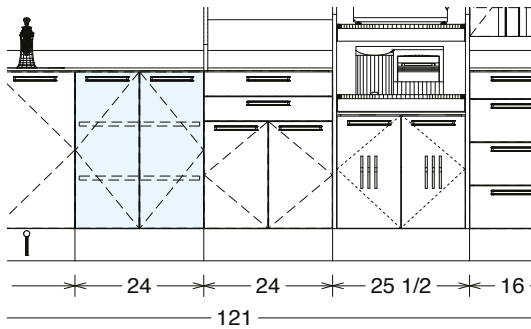


AXSTDD1

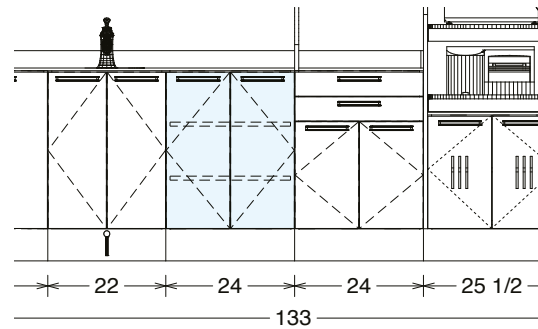


AXSTDD12

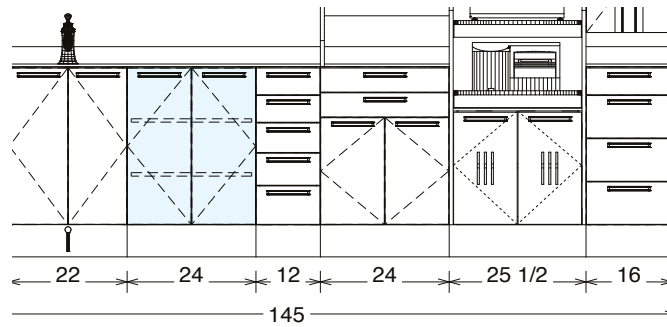
ASEPTX® Sterilization Centers with Storage Option



AXSTS10



AXSTS11



AXSTS12

TAILORED SOLUTIONS FOR YOUR DENTAL PRACTICE

CUSTOM M2M PHOTO GALLERY



CLEAN PREP STATION

Personally Customized to prep Tubs and Trays for patients. Can be Color coded for multiple providers and procedures. Bins can be easily removed for restocking of materials. The lower drawers allow to organize bins and materials for every Dental procedure. *We can customize it to fit every practice's need for space, 16" deep to whatever size is needed.*

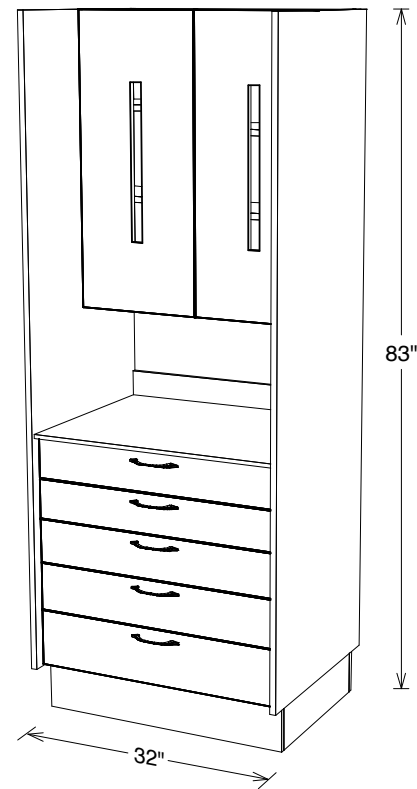


CLEAN PREP STATION

CLEAN PREP STATION

KEY FEATURES

- Personally Customized to prep your Tubs and Trays for you patients. Can be Color coded for multiple providers and procedures.
- Bins can be easily removed for restocking of materials.
- Clear plastic bins allow you to effectively keep your items organized and stock in order.
- The key to organization in your dental practice.
- Lower drawers allow for you to organize bins and materials for every Dental procedure.
- We can customize it to fit your practice's need for space, 16" deep to whatever size is needed.



CLEAN PREP STATION PRICING

Cabinet	Retail
MCCPrepStation	

OPTIONS

Optional Accessories	Part Number	Retail	Select
Large Bin with Lid	UCBLBWL		<input type="checkbox"/>
Small Bin with Lid & Z clip	UCBSBWL		<input type="checkbox"/>
Tip Out 5 Bin Rack	UCBT05BR		<input type="checkbox"/>
Ultra Clear Bins (12 small bins, 4 Large Bins, 1 tip out 5 bin rack)	UCB		<input type="checkbox"/>
LED Task Lighting - 24"	MPTL24H		<input type="checkbox"/>
Clean Blue Indicator Lights	MPSLBH		<input type="checkbox"/>



Available in custom optional sizes built for your Practice.

TAILORED SOLUTIONS FOR YOUR DENTAL PRACTICE

SIGNATURE COLLECTION

SIGNATURE COLLECTION

MCC's new Signature Collection
is a celebration of craftsmanship,
quality and design efficiency.



2026 Models

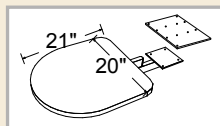


For more information, contact MCC at 1-800-388-6236 or visit www.mccdental.com

SIGNATURE REARS

KEY FEATURES


- Lift up door system for easy access to cassettes and CPU
- Valance with LED Task Lighting and panel mounted On/Off switch and recessed Digital Timer/Clock
- Flip down upper door with glove dispensers and storage for additional glove boxes
- 2 Midsection options: with medical grade electrical outlets and glass shelf or with swing-out Solid Surface trays
- Midsection Side access storage for compact CPU
- Brushed Nickel Bar Pulls
- Soft Close Full Extension Drawers
- Water resistant polymer subbase with levelling legs
- Solid Surface countertop with 1" build up
- MCCPN502 Sliding Monitor Mount
- Work Surface included



21" X 20" Work Surface
0023 806 Arm Assembly
0010 086 11" X 14 1/2" Black Plate

OPTIONS

Full height door for under cabinet control (Control not included)



MCCPN182 - Over cabinet Monitor Mount with Handle - \$4,407.00



SR44A Options for Doctor and Assistant's package



MC2184BS
Under Surface 3HP Automatic Control with Vacuum Package and Clean Water, 2 HVE, 1 SE



MC1284 - Assistant's Central Vacuum Under Surface Package with Rotating Mount, 2 HVE, 1 SE, Clean Water & Air Only Shutoff & Regulator

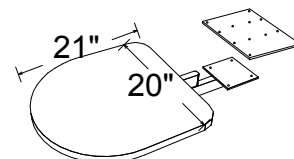
Note: Controls are not sold separately.

Doctor's Control Options

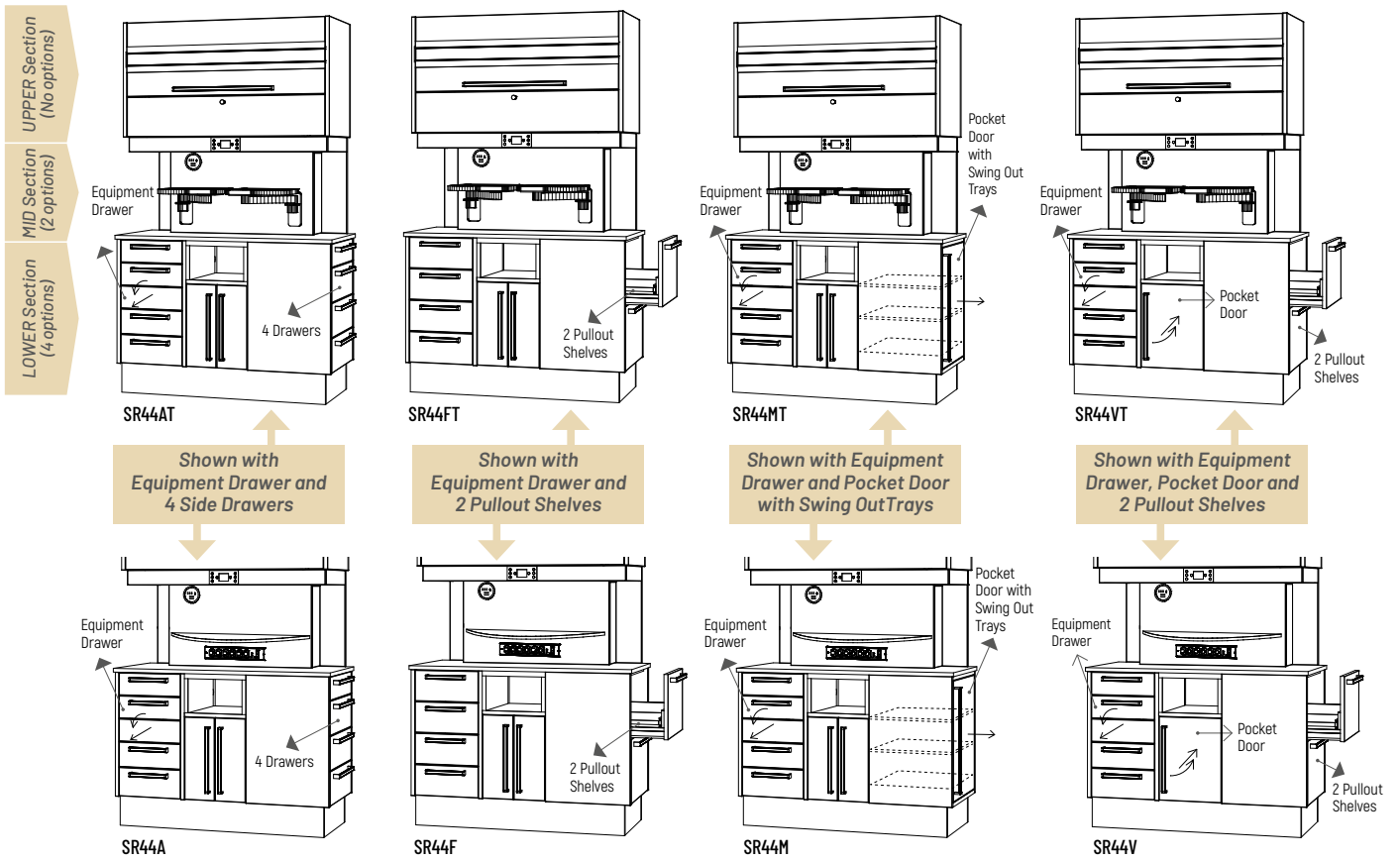
MC1HPFO	Fiber Optic for 1 HP
MC1HPFO-6	6-Pin Fiber Optic for 1 HP
MC2HPFO	Fiber Optic for 2 HP
MC2HPFO-6	6-Pin Fiber Optic System for 2 HP

ARM ASSEMBLY

MDLAASS
Arm Assembly with top 11" X 14" Mounting Plate Solid Surface



SIGNATURE COLLECTION - REAR CABINETRY



Cabinet	Retail	Select
SR44AT - Mid-section with Swing-Out Trays, lower with Equip. Drawer, 4 Side Drawers		<input type="checkbox"/>
SR44A - Mid-section with Glass Shelf, lower with Equip. Drawer, 4 Side Drawers		<input type="checkbox"/>
SR44FT - Mid-section with Swing-Out Trays, lower with 2 Pullout Shelves		<input type="checkbox"/>
SR44F - Mid-section with Glass Shelf, lower with 2 Pullout Shelves		<input type="checkbox"/>
SR44MT - Mid-section with Swing-Out Trays, lower with Equip. Drawer, Side Pocket Door with Swing Out Trays		<input type="checkbox"/>
SR44M - Mid-section with Glass Shelf, lower with Equip. Drawer, Side Pocket Door with Swing Out Trays		<input type="checkbox"/>
SR44VT - Mid-section with Swing-Out Trays, lower with Equip. Drawer, Pocket Door and 2 Pullout Shelves		<input type="checkbox"/>
SR44V - Mid-section with Glass Shelf, lower with Equip. Drawer, Pocket Door and 2 Pullout Shelves		<input type="checkbox"/>



Mid-section with swing-out Solid Surface trays

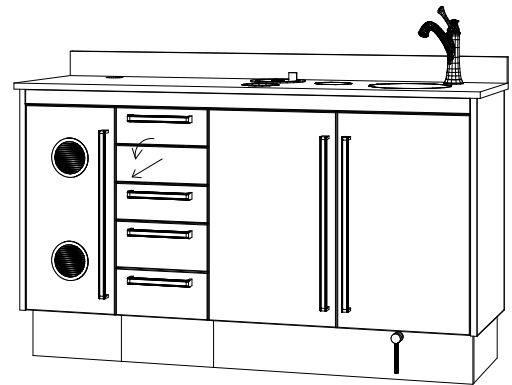


Mid-section with glass shelf

SIGNATURE COLLECTION - SIDE CABINETRY

S100**KEY FEATURES**

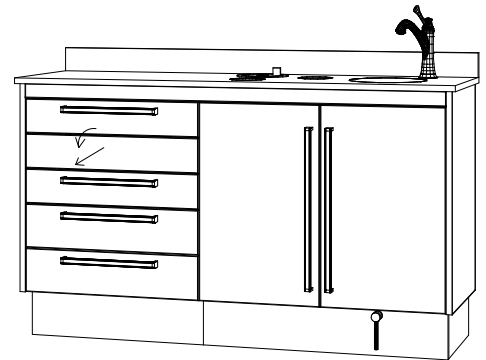
- Solid Surface countertop with 1" build up
- Undermounted stainless steel sink
- PVC edging
- MCC's new modern design
- Vented CPU storage
- Integrated receptacles for sharps, waste and bio waste
- Hardware and plumbing fixtures included
- Tapmaster hands free water activation
- Brushed nickel bar pulls
- Soft close drawers and doors
- Water resistant Polymer Base with levelling legs

*Reverse Configuration available - S100R***S100 SIGNATURE SIDE CABINET PRICING**

Cabinet	Retail	Select
S100		<input type="checkbox"/>

S400**KEY FEATURES**

- Solid Surface countertop with 1" build up
- Undermounted stainless steel sink
- PVC edging
- MCC's new modern design
- Integrated receptacles for sharps, waste and bio waste
- Hardware and plumbing fixtures included
- Tapmaster hands free water activation
- Brushed nickel bar pulls
- Soft close drawers and doors
- Water resistant Polymer Base with levelling legs

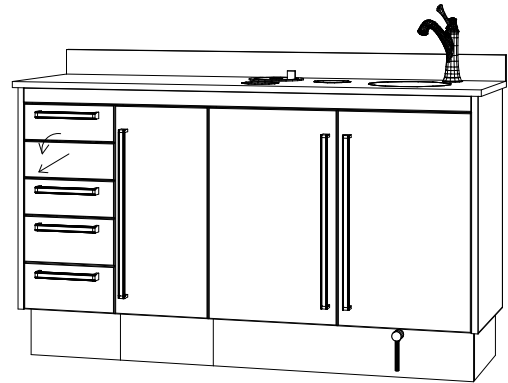
*Reverse Configuration available - S400R***S400 SIGNATURE SIDE CABINET PRICING**

Cabinet	Retail	Select
S400		<input type="checkbox"/>

S420

KEY FEATURES

- Solid Surface countertop with 1" build up
- Undermounted stainless steel sink
- PVC edging
- MCC's new modern design
- Integrated receptacles for sharps, waste and bio waste
- Hardware and plumbing fixtures included
- Tapmaster hands free water activation
- Brushed nickel bar pulls
- Soft close drawers and doors
- Water resistant Polymer Base with levelling legs



Reverse Configuration available - S420R

S420 SIGNATURE SIDE CABINET PRICING

Cabinet	Retail	Select
S420		<input type="checkbox"/>

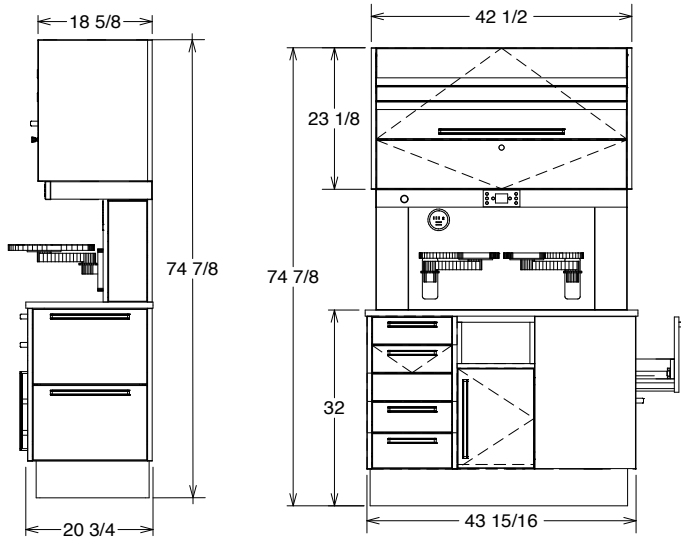
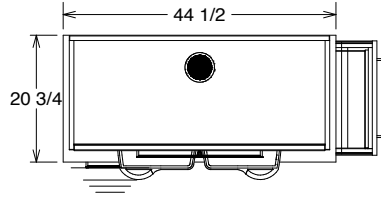
OPTIONS

Optional Accessories	Part Number	Retail	Select
Soap Dispenser	MP3M		<input type="checkbox"/>

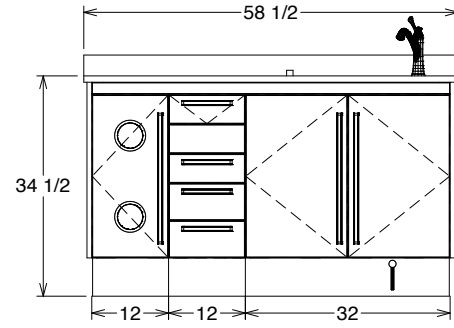
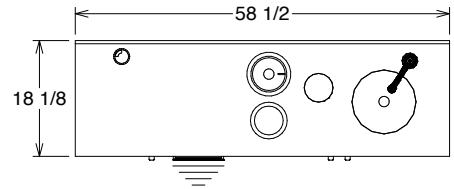


S400 Model

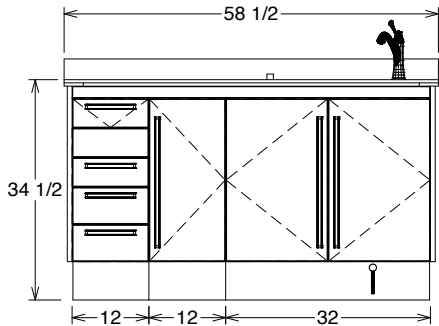
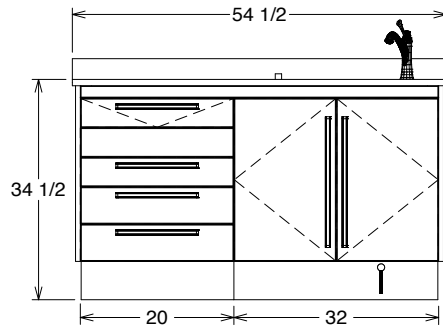
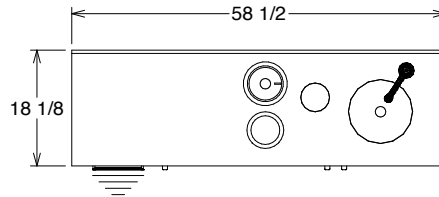
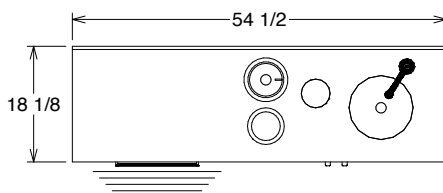
SIGNATURE COLLECTION - REAR/SIDE MEASUREMENTS



REAR CABINETS GENERAL MEASUREMENTS



S100



S400

S420

OPTION REFERENCE GUIDE

Monitor Mounts

- MCGX270
Pivoting Monitor Mount
- MCCPN502
Sliding Monitor Mount
- MCCPN5180
Sliding Monitor Mount with Flex Arm
- MCCPN182
Over cabinet Monitor Mount with Handle
- MCCPN503K
Sliding Monitor Mount with Mini Keyboard Tray

Media Options

- MP16W
4 Port USB Docking Station with Power Supply

Doctor's Controls

MC2184BS
Under Surface 3HP Automatic Control with Vacuum Package and Clean Water, 2 HVE, 1 SE



MC2184VM
Under Surface 3HP Automatic Control with Vacuum Package and Clean Water, 2 HVE, 1 SE, with Panel Mount Control Head



MCRVK1 Routing Valve Kit with Water Shutoff & Regulator

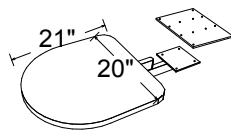
Clean Water System

MCSCWM1
Self Contained (Wall Mounted) Clean Water System



ARM ASSEMBLY

MDLAASS Arm Assembly with top 11" X 14" Mounting Plate Solid Surface



Additional Options for Panel Mount Control

MCIHPFO	Fiber Optic for 1 HP	<input type="checkbox"/>
MCIHPFO-6	6-Pin Fiber Optic for 1 HP	<input type="checkbox"/>
MC2HPFO	Fiber Optic for 2 HP	<input type="checkbox"/>
MC2HPFO-6	6-Pin Fiber Optic System for 2 HP	<input type="checkbox"/>

Assistant's Packages

MCHSVK3
Assistant's Vacuum Package 2 HVE, 1 SE, with Quad-Bar, 3 way syringe and block

MCUTILV
Vacuum Utilities Option, Air and Water Regulator with Shutoffs

MC1284
Assistant's Central Vacuum Under Surface Package with Rotating Mount, 2 HVE, 1 SE, Clean Water & Air Only Shutoff & Regulator

MCRVK1 Routing Valve Kit with Water Shutoff & Regulator

Misc Options

MP1L24LH
Task Light 24" LED

MBIIS
Sharps Container 1.5Qt

MP13GFIKT
GFI Duplex Outlet with BX Wire & Box

MP1775
Tapmaster Hands Free Water Activation System

AQD38
3/8" Female Air Quick Disconnect
1/4" Female Water Quick Disconnect

MCHVE
Additional Universal Autoclavable HVE Position with Tubing

MP13MG
Medical Grade Power Bar

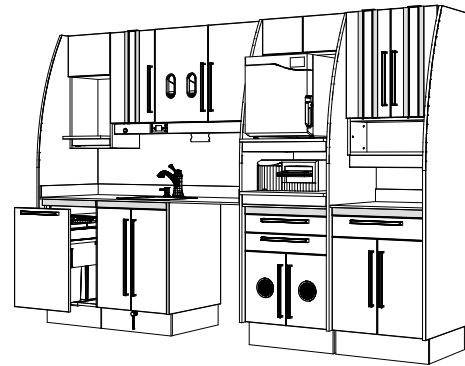
Note: Controls are not sold separately.



For more information, contact MCC at 1-800-388-6236 or visit www.mccdental.com

SST10 STERILIZATION CENTER**STANDARD FEATURES**

- Solid Surface countertop with 1" build up
- PVC edging
- Integrated waste module with waste drop, sharps and bio waste
- Built-in glove dispenser
- Under mounted stainless steel sink
- Hardware and plumbing fixtures included
- Hand piece lubricator module
- Automatic washer compatible
- Tapmaster hands free water activation
- Red/Blue (Dirty/Clean) indicators
- 3 separate areas for receiving, preparation and clean
- Brushed nickel handles
- Foot activated waste drawer
- Soft-close drawers and doors
- 1/4" finished back
- Solid Surface pullout autoclave shelves holds up to 200 lbs.
- Water resistant polymer subbase with levelling legs
- Digital timer/clock

**SST10** Total length 119"

Tower Options with 2 Sterilizers

SST10 - 10' STERILIZATION CENTER PRICING

Cabinet	Retail	Select
SST10		<input type="checkbox"/>

PLEASE NOTE: Deduct --- for timer/clock if not required.

**OPTIONAL ACCESSORIES**

Optional Accessories	Part Number	Retail	Select
High Volume Evacuator (HVE) Sink Side with Countertop Holder	MCHVE1		<input type="checkbox"/>
Tapmaster Hands Free Water Activation System	MP1775	Included	<input type="checkbox"/>
Clean and Dirty (Blue/Red) Indicator Lights	MPSLBH/MPSLRH	Included	<input type="checkbox"/>
LED Task Lighting - 45"	MPTL45H	Included	<input type="checkbox"/>
<i>Reverse Configuration Available. Please specify</i>			<input type="checkbox"/>

COUNTERTOP WITH ULTRASONIC DROP DOWN AND STORAGE OPTION

Select Your Options (see page 26)	Part Number	Retail	Select
Storage Cabinet in Lieu of Washer Opening	SSTS10 or SSTS11 or SSTS12		<input type="checkbox"/>

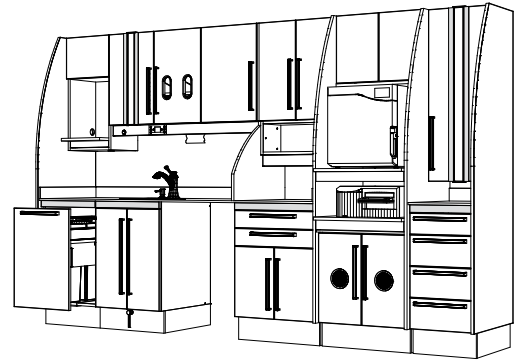
TOWER AND PANTRY OPTIONS

Select Your Optional Steri Tower (see bottom of page 26)	Part Number	Retail	Select
Tower 1 - Holds 2 Small Washer Units. Solid surface pull-outs.	STWR1	N.C.	<input type="checkbox"/>
Tower 2 - Holds 2 Sterilizers 1 Statim. Solid surface pull-outs.	STWR2		<input type="checkbox"/>
Tower 3 - Holds 2 Sterilizers 1 Statim. Solid surface pull-outs.	STWR3		<input type="checkbox"/>
Tower 4 - Holds 2 Sterilizers. Solid surface pull-outs.	STWR4	N.C.	<input type="checkbox"/>
Manual pull-out pantry with blue light indicator. Same size as P5000MX.	P5000ML		<input type="checkbox"/>

SST11 STERILIZATION CENTER

STANDARD FEATURES

- Solid Surface countertop with 1" build up
- PVC edging
- Built-in glove dispenser
- Integrated waste module with waste drop, sharps and bio waste
- Under mounted stainless steel sink
- Hardware and plumbing fixtures included
- Automatic washer compatible
- Tapmaster hands free water activation
- Red/Blue (Dirty/Clean) indicators
- 4 separate areas for: receiving and cleaning, preparation and packaging, sterilization, sterile clean storage
- Brushed nickel handles
- Foot activated waste drawer
- Soft-close drawers and doors
- 1/4" finished back
- Solid Surface pullout autoclave shelves holds up to 200 lbs.
- Water resistant polymer subbase with levelling legs
- Digital timer/clock



SST11 Total length 133"



Towers® New Pullout Shelves Design

SST11 - 11' STERILIZATION CENTER PRICING

Cabinet	Retail	Select
SST11		<input type="checkbox"/>

PLEASE NOTE: Deduct --- for timer/clock if not required.

OPTIONAL ACCESSORIES

Optional Accessories	Part Number	Retail	Select
High Volume Evacuator (HVE) Sink Side with Countertop Holder	MCHVE1		<input type="checkbox"/>
Tapmaster Hands Free Water Activation System	MP1775	Included	<input type="checkbox"/>
Clean and Dirty (Blue/Red) Indicator Lights	MPSLBH/MPSLRH	Included	<input type="checkbox"/>
LED Task Lighting - 45"	MPTL45H	Included	<input type="checkbox"/>
<i>Reverse Configuration Available. Please specify</i>			<input type="checkbox"/>

COUNTERTOP WITH ULTRASONIC DROP DOWN AND STORAGE OPTIONS

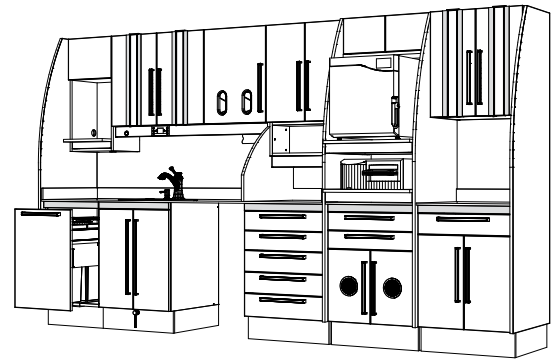
Select Your Options (see page 26)	Part Number	Retail	Select
Countertop with Ultrasonic Drop Down (with SSTDD11 and SSSDDT12 only)	SSTDD11 or SSTDD12		<input type="checkbox"/>
Storage Cabinet in Lieu of Washer Opening	SSTS10 or SSTS11 or SSTS12		<input type="checkbox"/>

TOWER AND PANTRY OPTIONS

Select Your Optional Steri Tower (see bottom of page 26)	Part Number	Retail	Select
Tower 1 - Holds 2 Small Washer Units. Solid surface pull-outs.	STWR1	N.C.	<input type="checkbox"/>
Tower 2 - Holds 2 Sterilizers 1 Statim. Solid surface pull-outs.	STWR2		<input type="checkbox"/>
Tower 3 - Holds 2 Sterilizers 1 Statim. Solid surface pull-outs.	STWR3		<input type="checkbox"/>
Tower 4 - Holds 2 Sterilizers. Solid surface pull-outs.	STWR4	N.C.	<input type="checkbox"/>
Manual pull-out pantry with blue light indicator. Same size as P5000MX.	P5000ML		<input type="checkbox"/>

SST12 STERILIZATION CENTER**STANDARD FEATURES**

- Solid Surface countertop with 1" build up
- PVC edging
- Built-in glove dispenser
- Integrated waste module with waste drop, sharps and bio waste
- Under mounted stainless steel sink
- Hardware and plumbing fixtures included
- Hand piece lubricator module
- Automatic washer compatible
- Tapmaster hands free water activation
- Red/Blue (Dirty/Clean) indicators
- 4 separate areas for: receiving and cleaning, preparation and packaging, sterilization, sterile clean storage
- Brushed nickel handles
- Foot activated waste drawer
- Soft-close drawers and doors
- 1/4" finished back
- Solid Surface pullout autoclave shelves holds up to 200 lbs.
- Water resistant polymer subbase with levelling legs
- Digital timer/clock

**SST12** Total length 143"

Sterile Clean Storage Section with Pantry

SST11 - 12' STERILIZATION CENTER PRICING

Cabinet	Retail	Select
SST12		<input type="checkbox"/>

PLEASE NOTE: Deduct --- for timer/clock if not required.

**OPTIONAL ACCESSORIES**

Optional Accessories	Part Number	Retail	Select
High Volume Evacuator (HVE) Sink Side with Countertop Holder	MCHVE1		<input type="checkbox"/>
Tapmaster Hands Free Water Activation System	MP1775	Included	<input type="checkbox"/>
Clean and Dirty (Blue/Red) Indicator Lights	MPSLBH/MPSLRH	Included	<input type="checkbox"/>
LED Task Lighting - 45"	MPTL45H	Included	<input type="checkbox"/>
<i>Reverse Configuration Available. Please specify</i>			<input type="checkbox"/>

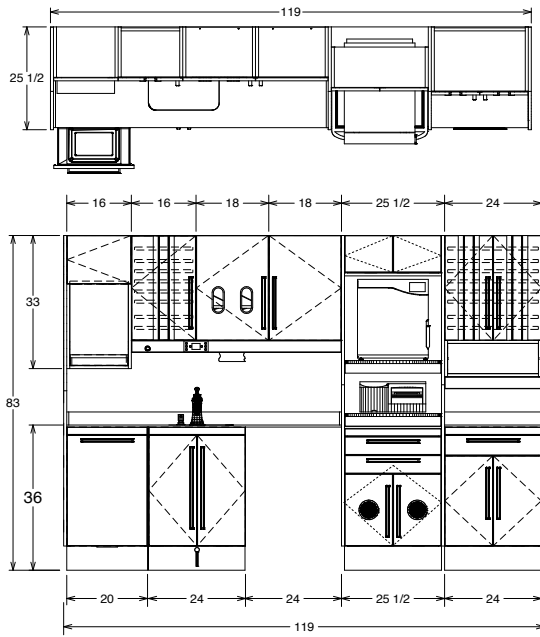
COUNTERTOP WITH ULTRASONIC DROP DOWN AND STORAGE OPTIONS

Select Your Options (see page 26)	Part Number	Retail	Select
Countertop with Ultrasonic Drop Down (with SSTDD11 and SSDDT12 only)	SSTDD11 or SSTDD12		<input type="checkbox"/>
Storage Cabinet in Lieu of Washer Opening	SSTS10 or SSTS11 or SSTS12		<input type="checkbox"/>

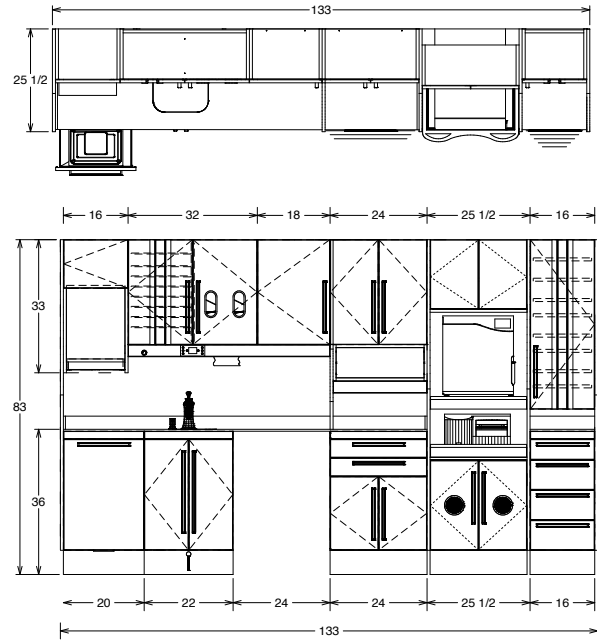
TOWER AND PANTRY OPTIONS

Select Your Optional Steri Tower (see bottom of page 26)	Part Number	Retail	Select
Tower 1 - Holds 2 Small Washer Units. Solid surface pull-outs.	STWR1	N.C.	<input type="checkbox"/>
Tower 2 - Holds 2 Sterilizers 1 Statim. Solid surface pull-outs.	STWR2		<input type="checkbox"/>
Tower 3 - Holds 2 Sterilizers 1 Statim. Solid surface pull-outs.	STWR3		<input type="checkbox"/>
Tower 4 - Holds 2 Sterilizers. Solid surface pull-outs.	STWR4	N.C.	<input type="checkbox"/>
Manual pull-out pantry with blue light indicator. Same size as P5000MX.	P5000ML		<input type="checkbox"/>

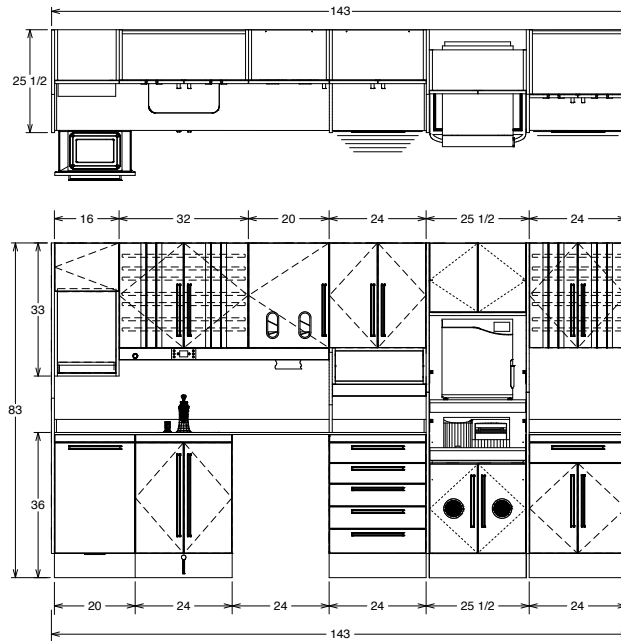
SIGNATURE COLLECTION - STERI CENTERS MEASUREMENTS



SST10



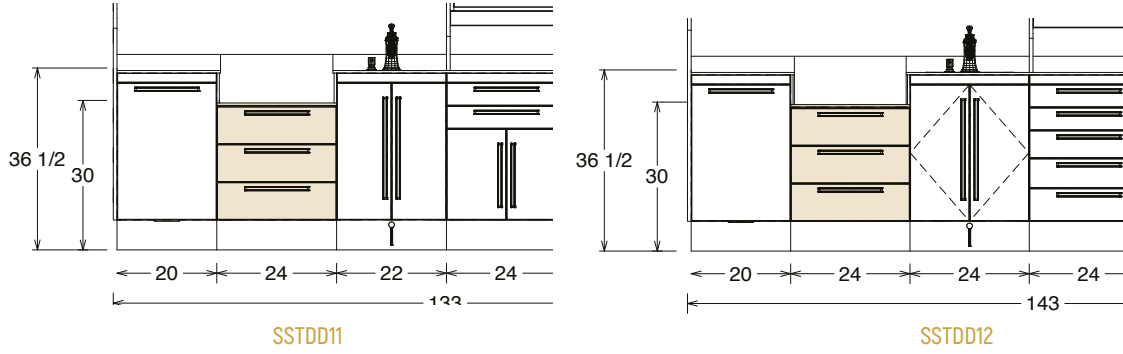
SST11



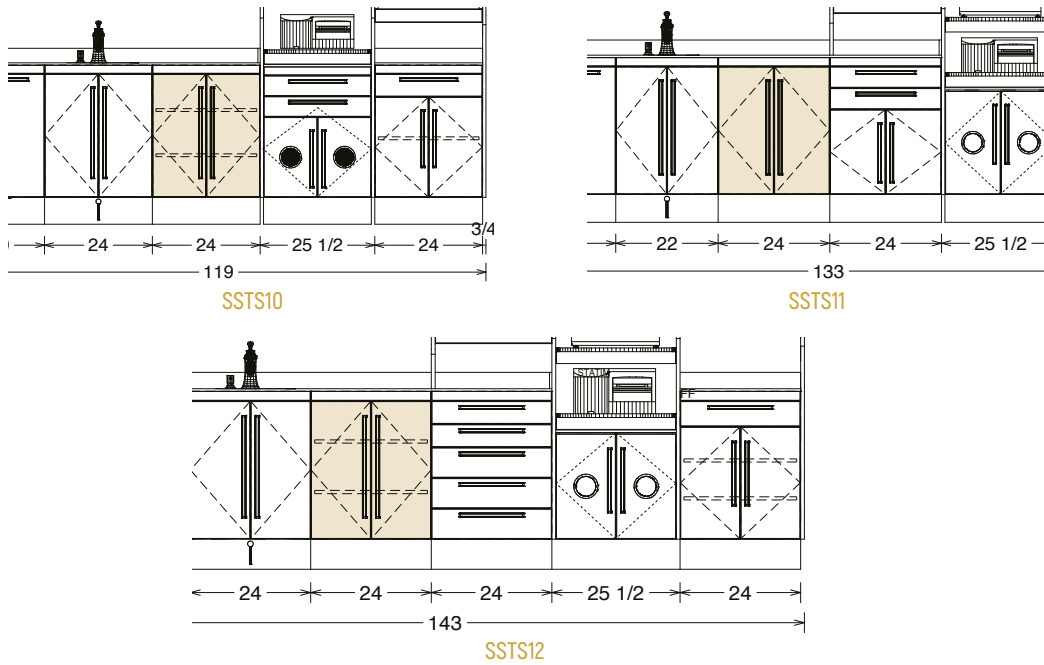
SST12

SIGNATURE COLLECTION - STERI CENTERS MEASUREMENTS/OPTIONS

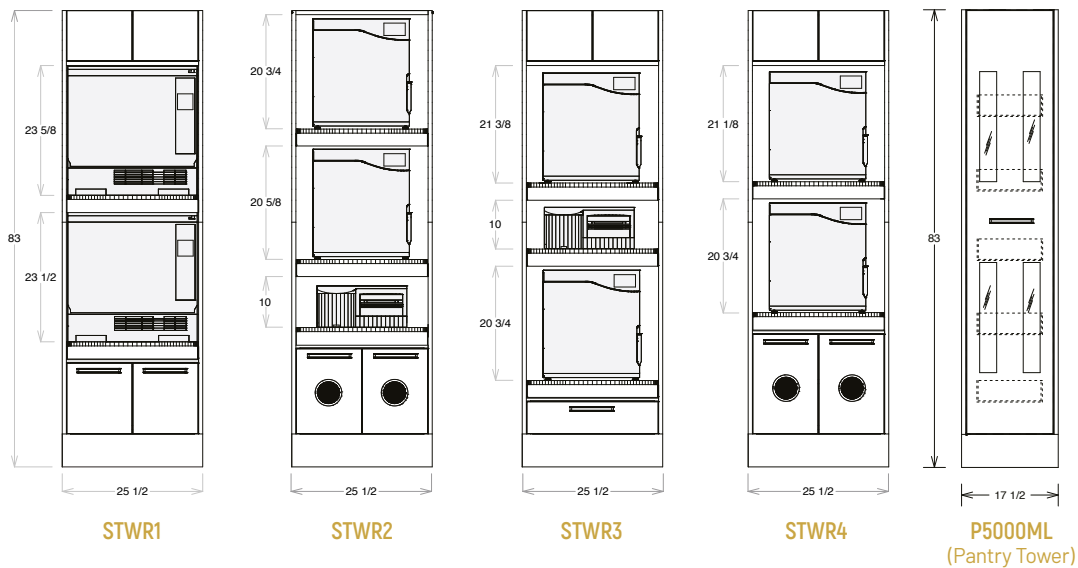
Signature Sterilization Centers with Ultrasonic Drop Down Option



ASEPTX® Sterilization Centers with Storage Option



Tower Options



CENTER ISLAND

KEY FEATURES

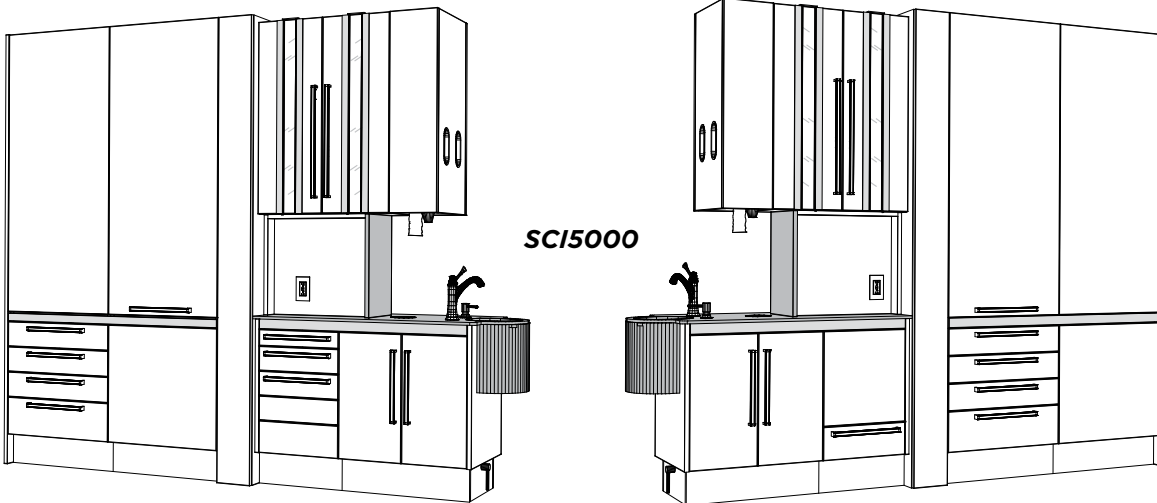
- Solid Surface countertop with 1" build up
- MCC's new modern, space saving design
- PVC edging
- Unlimited configuration options
- Under mounted stainless steel sink with Solid Surface only
- Hardware and plumbing fixtures included
- Soft-close drawers and doors
- Water resistant Polymer Base with levelling legs
- Brushed nickel handles



New CSI5000 Sink Design

SCI5000 - CENTER ISLAND

Cabinet	Retail	Select
SCI5000		<input type="checkbox"/>

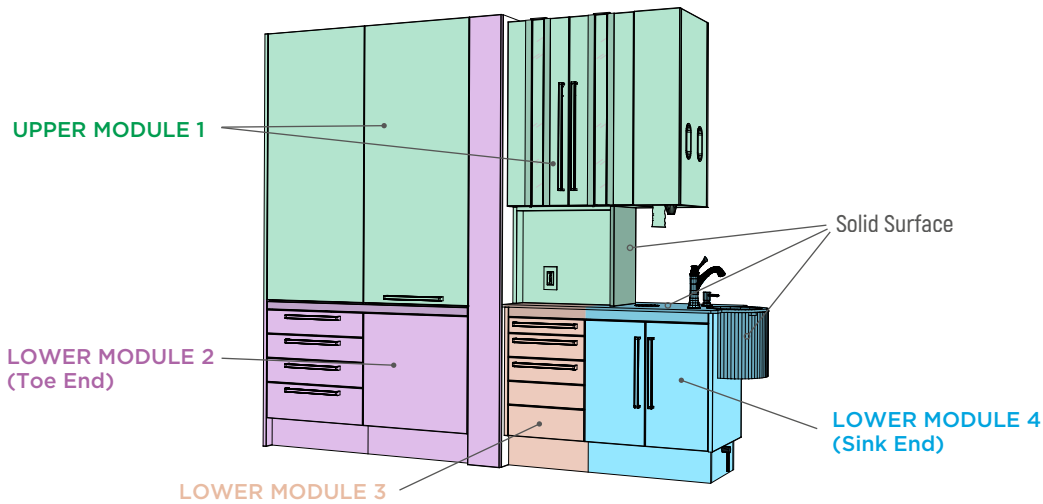


SCI5000 SIGNATURE CENTER ISLAND PRICING


FEATURES	Part Number	Retail
48" Bi-Fold Doors (Pass Thru X-Ray Storage) Lead Lined	SCI48PTSLL	Included
28" W Pass Thru Storage with Privacy Panel	SCI28PTP	Included
Cup and Towel with 2 Shelves	SCICT02S	Included
48" 4 Drawer Alternating on Both Sides	SCI484DS	Included
28" W Sink with Waste	SCI28SWW	Included
16" Writing Surface Equipment Drawer & Regular Drawer 1 Drawer on Other Side	SCIB16WS	Included
Tapmaster Hands Free Water Activation	MP1775	Included
GFI Duplex Outlet with BX Wire & Box	MP13GFIKT	Included

Reverse Configuration Available. Please specify


SIGNATURE COLLECTION - CENTER ISLAND

**BUILD YOUR OWN - SIGNATURE CENTER ISLAND MODULES PRICING AND OPTIONS**

Upper Module 1



SCI48PTS
48" Bi-Fold Dors (Pass
Thru X-Ray Storage)
N.C.



SCI48PDD
48" Pass Thru Storage with 6
Shelves Double Door Storage
OPTIONAL

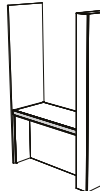


SCI28PTP
28" W Pass Thru Storage
with Privacy Panel
INCLUDED

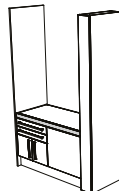


SCICT02S
Cup and Towel
with 2 Shelves
INCLUDED

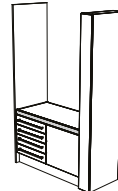
Lower Module 2 (Toe End)



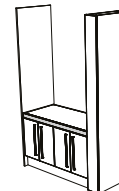
SCI48KDCT
48" Knee Space
Divided
in the Center
N.C.



SCI482DS
48" 2 Drawer/Storage
Alternating Sides
N.C.

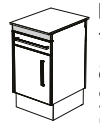


SCI484DS
48" 4 Drawer
Alternating on
Both Sides
INCLUDED

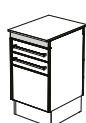


SCI48SPT
48" Storage
Pass Thru
N.C.

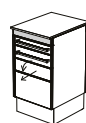
Lower Module 3



SCIB161D
16" W 1 Drawer
and Pass Thru
Storage
N.C.



SCIB162D
16" W 2 Drawers
on Each Side
N.C.



SCIB16WS
16" W Writing Surface Equipment
Drawer & Regular Drawer 1 Drawer
on Other Side
INCLUDED



SCI28SWS
28" W Sink
with Waste
INCLUDED

Lower Module 4 (Sink End)

Misc Options



MCGX270
Pivoting Monitor Mount
OPTIONAL



P0018
CPU Vent
OPTIONAL



GD01
Glove Dispenser
OPTIONAL



MBIIS
Sharps Container
1.5qt
OPTIONAL

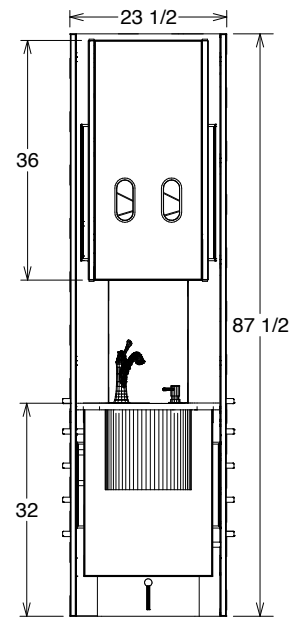
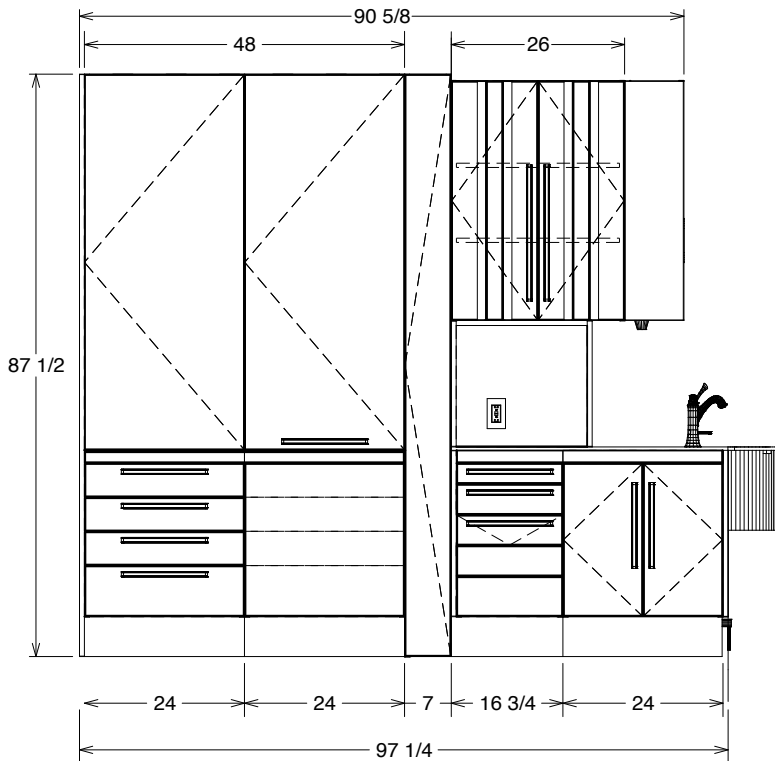
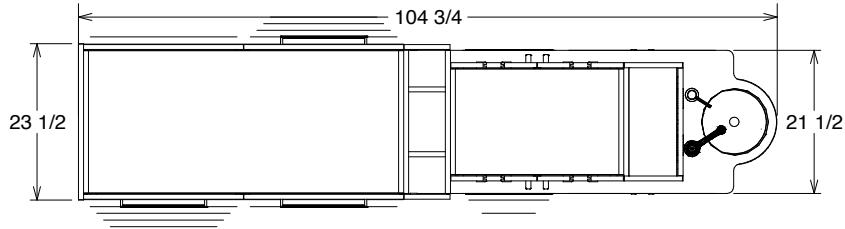


MP1775
Tapmaster Hands
Free Water Activation
INCLUDED



MP13GFIKT
GFI Duplex Outlet
with BX Wire & Box
INCLUDED

SIGNATURE COLLECTION - CENTER ISLAND MEASUREMENTS



CSI5000

TAILORED SOLUTIONS FOR YOUR DENTAL PRACTICE

CUSTOM M2M PHOTO GALLERY



TAILORED COLLECTION

Our Tailored Collection of Rear, Center, Side, Center Island, and Sterilization cabinets offers unlimited design configurations, ensuring a perfect fit for your practice. Professionally designed to maximize both space and budget, this modular solution provides a premium choice that elevates both form and function.



TAILORED REAR CABINETRY

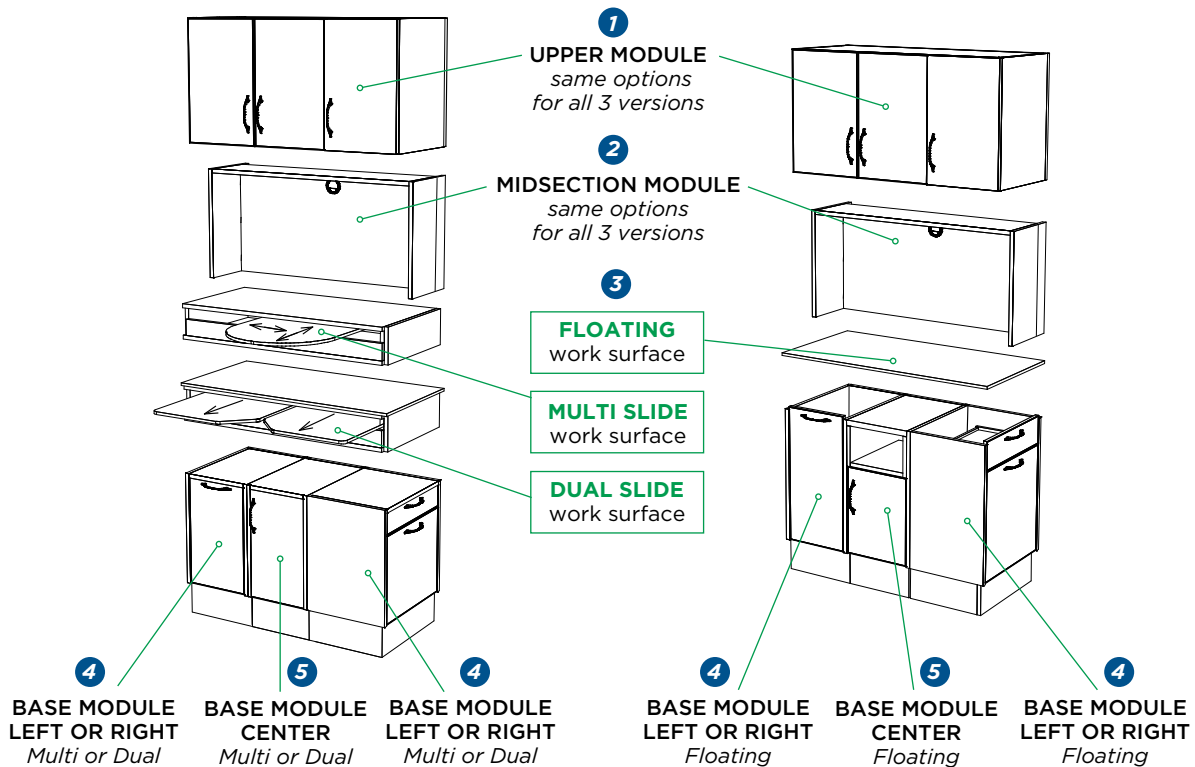
KEY FEATURES

- Optional solid surface or Quartz countertop
- PVC edging
- MCC's new modern design
- Upper cabinets can be integrated into cabinet construction or wall mounted
- Left/right sliding pull out work surface - MULTI SLIDE Work Surface Rear cabinets
- Option for arm mounted work surface - FLOATING Work Surface Rear cabinets
- Left and right sliding pull out work surface - DUAL Work Surface Rear cabinets
- Ability to accommodate both left and right handed dentists
- Unlimited configuration options
- Soft-close drawers and doors
- Water resistant Polymer Base with levelling legs
- Recessed digital timer/clock

START BUILDING YOUR REAR CABINETS


In the next pages you'll find the steps with choices of styles, options and pricing to build the Tailored Rear Cabinets, *we suggest you start from the top module follow by the midsection, the work surface ending with the base (left, center, right)*. The subbase, like for all of our cabinets, is made of HDPE, an antimicrobial material that is also impervious to water.

MULTI, FLOATING AND DUAL SLIDE WORK SURFACE REAR CABINETS MODULES

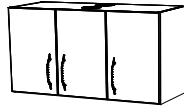


TAILORED COLLECTION - REAR CABINETRY

STEP 1 - CHOOSE YOUR UPPER MODULE



MDU426
42" Upper with 6 Shelves



MDU42CPU
42" Upper with CPU in center/2 vents

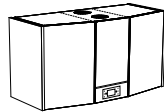


MDU42PT
42" Upper with Pass Thru & Finished Back

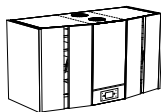


MPI4R
Recessed Digital Timer/Clock

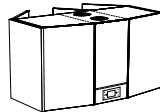
OPTIONAL UPPER MODULE WITH ANGLED LEFT AND RIGHT DOORS



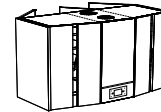
TLU42
Solid Door with Vented CPU Storage, includes MPI4R



TLUG42
2 Door Glass Insert with Vented CPU Storage, includes MPI4R

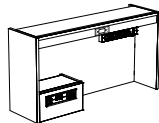


TLUP42
Solid Door Pass Thru and Finished Back with Vented CPU Storage, includes MPI4R

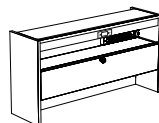


TLUG42
4 Door Glass Pass Thru and Finished Back with Vented CPU Storage, includes MPI4R

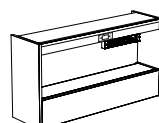
STEP 2 - CHOOSE YOUR MIDSECTION MODULE



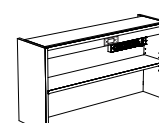
MDMPM
Mid-Section with Panel Mount Housing, includes MPI4R



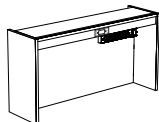
MDMFFD
Mid-Section with Full Flip Down, includes MPI4R



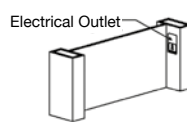
MDMUP
Mid-Section with Full Utility Panel, includes MPI4R



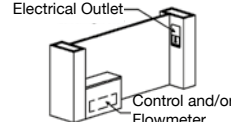
MDMWS
Mid-Section with Shelf, includes MPI4R



MDMWCMS
Mid-Section with Wire Chase includes MPI4R



TLMT42
Mid-Section with side Panels

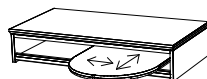


TLMTC42
Mid-Section with side and Equipment Panels

PLEASE NOTE:
Deduct --- for timer/clock if MDM mid-section is paired with TLU upper.

STEP 3 - CHOOSE YOUR WORK SURFACE

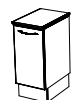
MDMS42CRN
Multi-Slide with Solid Surface Top



MDSD42CRN
Dual-Slide with Solid Surface Top



STEP 4 - CHOOSE YOUR LEFT AND RIGHT BASE MODULE



MDLSC14
Single Cupboard
Solid Surface



MDLDC14
1 Drawer with Cupboard
Solid Surface



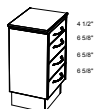
MDL4D14
4 Drawers
Solid Surface



MDLSD14
5 Drawers
Solid Surface



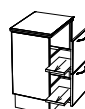
MDL4DE14
4 Drawer with Equipment
Solid Surface



MDL4D15
4 Drawers
Solid Surface



MDLPD15
Pocket Door with 2 Swing Out Trays
Solid Surface

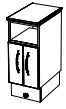


MDLSO15
2 Drawers with Slide Out Tray
Solid Surface

TAILORED COLLECTION - REAR CABINETRY

STEP 5 - CHOOSE YOUR CENTER BASE MODULE

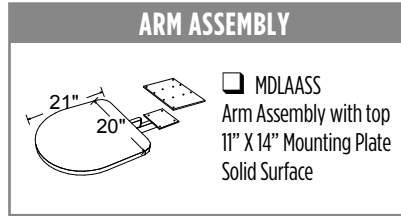
Floating Work Surface Center Base Module



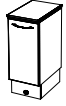
MDLDD13
Double Door Utility
Solid Surface



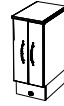
MDLDPD13
Pocket Door Storage
Solid Surface



Multi and Dual Work Surface Center Base Module



MDLSC13
Single Cupboard
Solid Surface



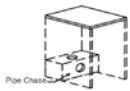
MDLDD13
Full Height Double Door Utility -
When Arm Assembly not present
Solid Surface



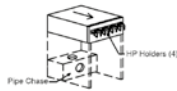
MDLDPD13
Full Height Pocket Door Storage -
When Arm Assembly not present
Solid Surface



PFCS2S
Storage with
2 Slide-Out Shelves
Solid Surface



PFCOEM
Open Equipment Module
with Base Chase
Solid Surface



PFCFPS
Slide-Out for HP Holders
with Base Chase
Solid Surface

MORE OPTIONS

Floating Work Surface Right Base Module	Part Number	Retail	Select
4 Drawers - 15" - Side Facing	MDL4D14CRN		<input type="checkbox"/>
5 Drawers - 15" - Side Facing	MDL5D14CRN		<input type="checkbox"/>
Multi and Dual Work Surface Right Base Module	Part Number	Retail	Select
3 Drawers with Equipment	MDL3D14CRN		<input type="checkbox"/>
Multi and Dual Work Surface Center Base Module	Part Number	Select	
Control Drawer with Chase	MDLCD13L		<input type="checkbox"/>
ALL Work Surface Center Base Module	Part Number	Retail	Select
Finished Back on Complete Unit	MDMFB		<input type="checkbox"/>
Finished Back on Mid-Section Only	MDMFBMS		<input type="checkbox"/>
Finished Back on Lower-Section Only	MDMFBLS		<input type="checkbox"/>
ALL Work Surface - Sink Module - Left or Right	Part Number	Retail	Select
24" Width Upper Storage with Glove, Cup & Towel Dispenser	U24BCT		<input type="checkbox"/>
24" Width with Double Door Storage base with Sink & Waste Drop	B24DDSL		<input type="checkbox"/>
24" Width with Double Door Storage base with Sink & Waste Drop	B24DDSCRN		<input type="checkbox"/>
Optional Accessories	Part Number	Retail	Select
Additional HP Wet	MC1HPWE		<input type="checkbox"/>
Additional HP Drive, Air only	MC1HPDR		<input type="checkbox"/>
Self Contained (Wall Mounted) Clean Water System	MCSCWMI		<input type="checkbox"/>
3 Port USB Docking Station with Power Supply	MPI6N		<input type="checkbox"/>
Vacuum kit on extended bar, 1HVE & 1SE	MC1406CS		<input type="checkbox"/>

OPTION REFERENCE GUIDE

Monitor Mounts

- MCGX270 Pivoting Monitor Mount
- MCCPN502 Sliding Monitor Mount
- MCCPN5180 Sliding Monitor Mount with Flex Arm
- MCCPN182 Over cabinet Monitor Mount with Handle
- MCCPN503K Sliding Monitor Mount with Mini Keyboard Tray

Media Options

- MP16W 4 Port USB Docking Station with Power Supply

Doctor's Controls

MC2184BS Under Surface 3HP Automatic Control with Vacuum Package and Clean Water, 2 HVE, 1 SE

MCRVK1 Routing Valve Kit with Water Shutoff & Regulator



MC2184VM Under Surface 3HP Automatic Control with Vacuum Package and Clean Water, 2 HVE, 1 SE, with Panel Mount Control Head



Clean Water System

MCSCWM1 Self Contained (Wall Mounted) Clean Water System



ARM ASSEMBLY

MDLAASS Arm Assembly with top 11" X 14" Mounting Plate Solid Surface

Additional Options for Panel Mount Control

<input type="checkbox"/> MCIHPFO	Fiber Optic for 1 HP	<input type="checkbox"/>
<input type="checkbox"/> MCIHPFO-6	6-Pin Fiber Optic for 1 HP	<input type="checkbox"/>
<input type="checkbox"/> MC2HPFO	Fiber Optic for 2 HP	<input type="checkbox"/>
<input type="checkbox"/> MC2HPFO-6	6-Pin Fiber Optic System for 2 HP	<input type="checkbox"/>
<input type="checkbox"/> MCIHPDR	Additional HP Drive, Air only	<input type="checkbox"/>
<input type="checkbox"/> MCIHPWE	Additional HP, Wet	<input type="checkbox"/>

Assistant's Packages

MCHSVK3 Assistant's Vacuum Package 2 HVE, 1 SE, with Quad-Bar, 3 way syringe and block

MCUTILV Vacuum Utilities Option, Air and Water Regulator with Shutoffs

MC1284 Assistant's Central Vacuum Under Surface Package with Rotating Mount, 2 HVE, 1 SE, Clean Water & Air Only Shutoff & Regulator

MCRVK1 Routing Valve Kit with Water Shutoff & Regulator

Misc Options



MPL24LH Task Light 24" LED



MBIS Sharps Container 1.5Qt



MPI3GFIKT GFI Duplex Outlet with BX Wire & Box



MPI775 Tapmaster Hands Free Water Activation System



FAQD38 3/8" Female Air Quick Disconnect 1/4" Female Water Quick Disconnect



MCIHVE Additional Universal Autoclavable HVE Position with Tubing



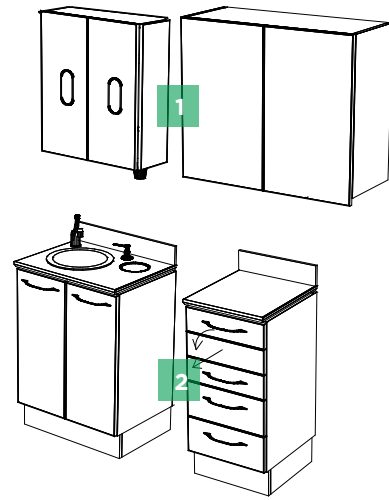
MPI3MG Medical Grade Power Bar

TAILORED COLLECTION - SIDE CABINETRY

SIDE CABINETRY

KEY FEATURES

- Optional solid surface or Quartz countertop
- PVC edging
- MCC's new modern design
- Upper cabinets can be integrated into layout
- Unlimited configuration options
- Soft-close drawers and doors
- Water resistant Polymer Base with levelling legs



Upper Module (1)



U24GCT
Double Doors with Glove,
Cup & Towel Dispenser with
1 Adjustable Shelf



U16X26
Single Door Upper
with 2 Adjustable Shelves

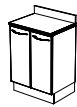


U24X26
Double Door Upper
with 2 Adjustable Shelves




U32X26
Double Door Upper
with 2 Adjustable Shelves

Base Module (2)



B24DDP
Double Door Storage Base
Solid Surface



B24DDS
Double Door Storage Base
with Sink & Waste Drop
Solid Surface



B16CRN
Knee Space Base
Solid Surface



B16SDP
Single Door Base
Solid Surface



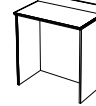
B161DS
Single Door / 1 Drawer
Solid Surface



B164DW
4 Drawer Base
Solid Surface

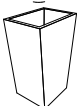


B164DE
4 Drawer W/Equipment
Solid Surface



B32KNEE
Knee Space or Deliver
Solid Surface

Misc Options



CWWP01
Counter Waste With Pail.
Add to single or double
door storage base.



P0018
CPU Vent
(each)



GD01
Glove Dispenser
(2 pc)



MB11S
Sharps Container
1.5Qt



MP1775
Tapmaster Hands Free
Water Activation System



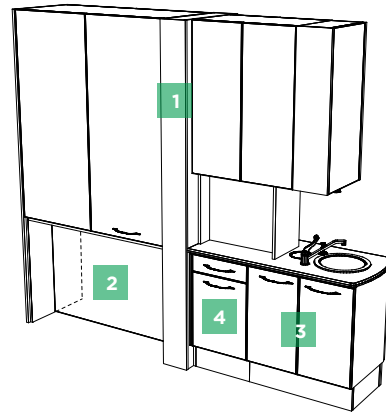
MP3M
Soap Dispenser

Reverse Configuration Available.

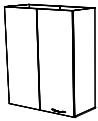
CENTER ISLAND

KEY FEATURES

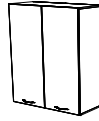
- Optional solid surface or Quartz countertop
- MCC's new modern, space saving design • PVC edging
- Unlimited configuration options
- Under mounted stainless steel sink with Solid Surface only
- Hardware and plumbing fixtures included
- Soft-close drawers and doors
- Water resistant Polymer Base with levelling legs



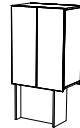
Upper Module (1)



MSCI48PTS
48" Bi-Fold Dors (Pass Thru X-Ray Storage)



MSCI48PDD
48" Pass Thru Storage with 6 Shelves Double Door Storage

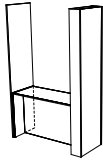


MSCI28PTP
28" W Pass Thru Storage with Privacy Panel

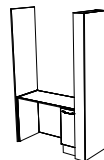


MSCICT02S
Cup and Towel with 2 Shelves

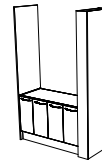
Lower Module (Toe End) (2)



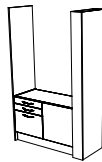
MSCI48KDCT
48" Knee Space Divided in the Center



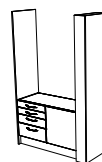
MSCI48SCS
48" Side Delivery with 12" W Storage on Side A or B



MSCI48SPT
48" Storage Pass Thru



MSCI482DS
48" 2 Drawer/Storage Alternating Sides




MSCI484DS
48" 4 Drawer Alternating on Both Sides


Lower Module (Sink End) (3)



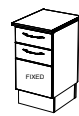
MSCI28SWW
28" W Sink with Waste Solid Surface



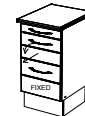
MSCI28SRWW
28" W Sink with Round End and Waste Solid Surface



MSCIB161D
16" W 1 Drawer with Pass Thru Solid Surface



MSCIB162D
16" W 2 Drawers on Each Side Solid Surface



MSCIB16WS
16" W Writing Surface Equipment Drawer & Regular Drawer 1 Drawer on Side B Solid Surface

Lower Module (4)

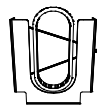
Misc Options



MCGX270
Pivoting Monitor Mount



P0018
CPU Vent (each)



GD01
Glove Dispenser (2 pc)



MB11S
Sharps Container 1.5Qt



MP1775
Tapmaster Hands Free Water Activation System



MP13GFIKT
GFI Duplex Outlet with BX Wire & Box

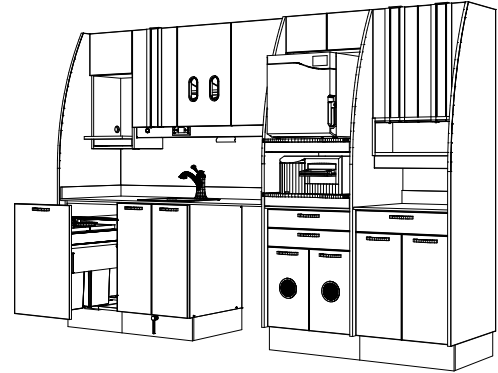


MP16N
3 Port USB Docking Station with Power Supply

PFSC10 STERILIZATION CENTER

STANDARD FEATURES

- Solid surface counter included
- PVC edging
- Integrated waste module with waste drop, sharps and bio waste
- Built-in glove dispenser
- Under mounted stainless steel sink
- Hardware and plumbing fixtures included
- Hand piece lubricator module
- Automatic washer compatible
- Tapmaster hands free water activation
- Red/Blue (Dirty/Clean) indicators
- 3 separate areas for receiving, preparation and clean
- 5" Brushed chrome handles
- Foot activated waste drawer
- Soft-close drawers and doors
- 1/4" finished back
- HDPE pullout autoclave shelves holds up to 200 lbs.
- Water resistant polymer subbase with levelling legs
- Digital timer/clock



PFSC10 Total length 119"



PFSC10 - 10' STERILIZATION CENTER PRICING

Cabinet	Retail	Select
PFSC10CRN		<input type="checkbox"/>

PLEASE NOTE: Deduct --- for timer/clock if not required.



OPTIONAL ACCESSORIES

Optional Accessories	Part Number	Retail	Select
High Volume Evacuator (HVE) Sink Side with Countertop Holder	MCHVE1		<input type="checkbox"/>
Tapmaster Hands Free Water Activation System	MP1775	Included	<input type="checkbox"/>
Clean and Dirty (Blue/Red) Indicator Lights	MPSLBH/MPSLRH	Included	<input type="checkbox"/>
LED Task Lighting - 45"	MPTL45H	Included	<input type="checkbox"/>
<i>Reverse Configuration Available. Please specify</i>			<input type="checkbox"/>

COUNTERTOP WITH ULTRASONIC DROP DOWN AND STORAGE OPTION

Select Your Options (see page 42)	Part Number	Retail	Select
Storage Cabinet in Lieu of Washer Opening	PFSCS10 or PFSCS11 or PFSCS12		<input type="checkbox"/>

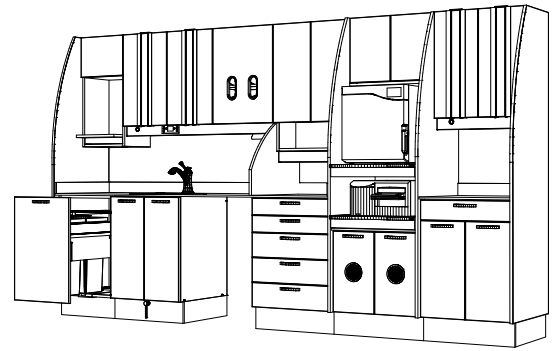
TOWER AND PANTRY OPTIONS

Select Your Optional Steri Tower (see bottom of page 42)	Part Number	Retail	Select
Tower 1 - Holds 2 Small Washer Units. Solid surface pull-outs.	TTWR1	N.C.	<input type="checkbox"/>
Tower 2 - Holds 2 Sterilizers 1 Statim. Solid surface pull-outs.	TTWR2		<input type="checkbox"/>
Tower 3 - Holds 2 Sterilizers 1 Statim. Solid surface pull-outs.	TTWR3		<input type="checkbox"/>
Tower 4 - Holds 2 Sterilizers. Solid surface pull-outs.	TTWR4	N.C.	<input type="checkbox"/>
Manual pull-out pantry with blue light indicator. Same size as P5000MX.			<input type="checkbox"/>

PFSC11 STERILIZATION CENTER

STANDARD FEATURES

- Solid surface counter included
- PVC edging
- Built-in glove dispenser
- Integrated waste module with waste drop, sharps and bio waste
- Under mounted stainless steel sink
- Hardware and plumbing fixtures included
- Automatic washer compatible
- Tapmaster hands free water activation
- Red/Blue (Dirty/Clean) indicators
- 4 separate areas for: receiving and cleaning, preparation and packaging, sterilization, sterile clean storage
- 5" Brushed chrome handles
- Foot activated waste drawer
- Soft-close drawers and doors
- 1/4" finished back
- HDPE pullout autoclave shelves holds up to 200 lbs.
- Water resistant polymer subbase with levelling legs
- Digital timer/clock



PFSC11 Total length 133"



PFSC11 - 11' STERILIZATION CENTER PRICING

Cabinet	Retail	Select
PFSC11CRN		<input type="checkbox"/>

PLEASE NOTE: Deduct --- for timer/clock if not required.



OPTIONAL ACCESSORIES

Optional Accessories	Part Number	Retail	Select
High Volume Evacuator (HVE) Sink Side with Countertop Holder	MCHVE1		<input type="checkbox"/>
Tapmaster Hands Free Water Activation System	MP1775	Included	<input type="checkbox"/>
Clean and Dirty (Blue/Red) Indicator Lights	MPSLBH/MPSLRH	Included	<input type="checkbox"/>
LED Task Lighting - 45"	MPTL45H	Included	<input type="checkbox"/>
<i>Reverse Configuration Available. Please specify</i>			<input type="checkbox"/>

COUNTERTOP WITH ULTRASONIC DROP DOWN AND STORAGE OPTION

Select Your Options (see page 42)	Part Number	Retail	Select
Countertop with Ultrasonic Drop Down (with PFSC11 and PFSC12 only)	PFSCDD11 or PFSCDD12		<input type="checkbox"/>
Storage Cabinet in Lieu of Washer Opening	PFSCS10 or PFSCS11 or PFSCS12		<input type="checkbox"/>

TOWER AND PANTRY OPTIONS

Select Your Optional Steri Tower (see bottom of page 42)	Part Number	Retail	Select
Tower 1 - Holds 2 Small Washer Units. Solid surface pull-outs.	TTWR1	N.C.	<input type="checkbox"/>
Tower 2 - Holds 2 Sterilizers 1 Statim. Solid surface pull-outs.	TTWR2		<input type="checkbox"/>
Tower 3 - Holds 2 Sterilizers 1 Statim. Solid surface pull-outs.	TTWR3		<input type="checkbox"/>
Tower 4 - Holds 2 Sterilizers. Solid surface pull-outs.	TTWR4	N.C.	<input type="checkbox"/>
Manual pull-out pantry with blue light indicator. Same size as P5000MX.	P5000ML		<input type="checkbox"/>

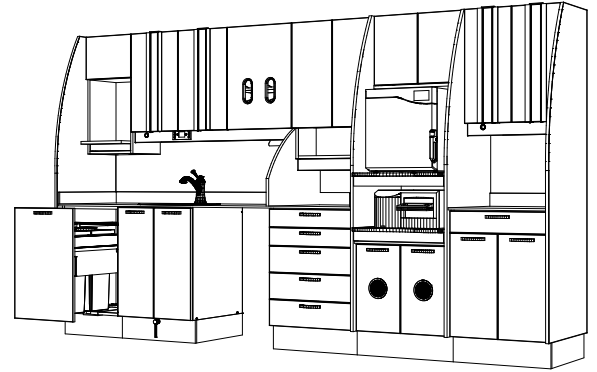


NOTE: MCC can accommodate any different brand and size of sterilizer or instrument washers into our cabinetry. For more information, contact MCC at 1-800-388-6236 or visit www.mccdental.com

PFSC12 STERILIZATION CENTER

STANDARD FEATURES

- Solid surface counter included
- PVC edging
- Integrated waste module with waste drop, sharps and bio waste
- Built-in glove dispenser
- Under mounted stainless steel sink
- Hardware and plumbing fixtures included
- Hand piece lubricator module
- Automatic washer compatible
- Tapmaster hands free water activation
- Red/Blue (Dirty/Clean) indicators
- 4 separate areas for: receiving and cleaning, preparation and packaging, sterilization, sterile clean storage
- 5" Brushed chrome handles
- Foot activated waste drawer
- Soft-close drawers and doors
- 1/4" finished back
- HDPE pullout autoclave shelves holds up to 200 lbs.
- Water resistant polymer subbase with levelling legs
- Digital timer/clock



PFSC12 Total length 143"



PFSC12 - 12' STERILIZATION CENTER PRICING

Cabinet	Retail	Select
PFSC12CRN		<input type="checkbox"/>

PLEASE NOTE: Deduct --- for timer/clock if not required.



OPTIONAL ACCESSORIES

Optional Accessories	Part Number	Retail	Select
High Volume Evacuator (HVE) Sink Side with Countertop Holder	MCHVE1		<input type="checkbox"/>
Tapmaster Hands Free Water Activation System	MP1775	Included	<input type="checkbox"/>
Clean and Dirty (Blue/Red) Indicator Lights	MPSLBH/MPSLRH	Included	<input type="checkbox"/>
LED Task Lighting - 45"	MPTL45H	Included	<input type="checkbox"/>
<i>Reverse Configuration Available. Please specify</i>			<input type="checkbox"/>

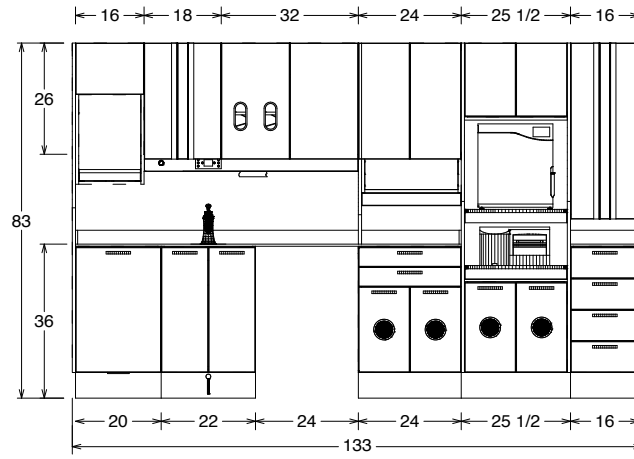
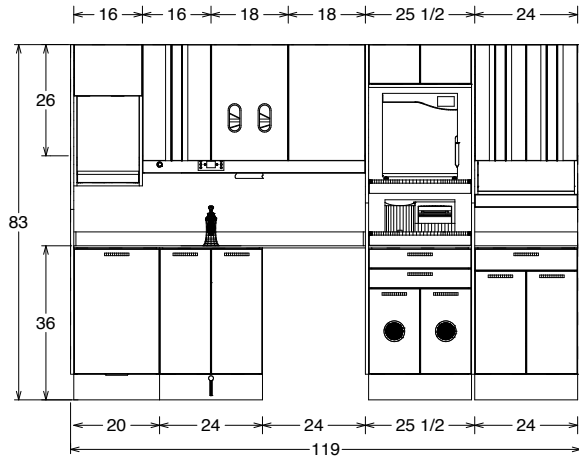
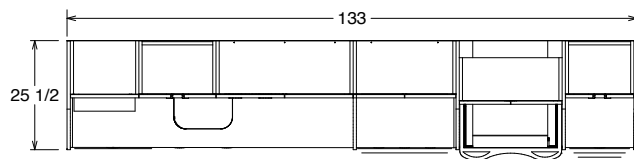
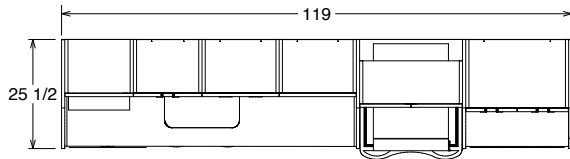
COUNTERTOP WITH ULTRASONIC DROP DOWN AND STORAGE OPTION

Select Your Options (see page 42)	Part Number	Retail	Select
Countertop with Ultrasonic Drop Down (with PFSC11 and PFSC12 only)	PFSCDD11 or PFSCDD12		<input type="checkbox"/>
Storage Cabinet in Lieu of Washer Opening	PFSCS10 or PFSCS11 or PFSCS12		<input type="checkbox"/>

TOWER AND PANTRY OPTIONS

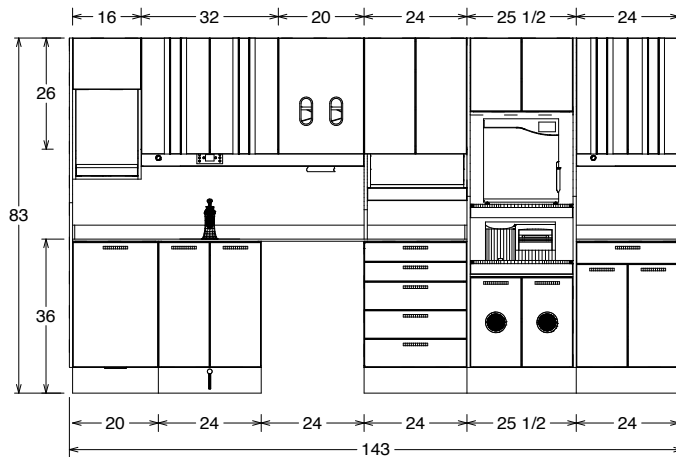
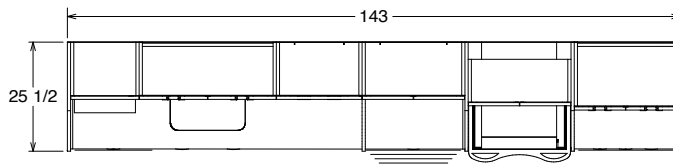
Select Your Optional Steri Tower (see bottom of page 42)	Part Number	Retail	Select
Tower 1 - Holds 2 Small Washer Units. Solid surface pull-outs.	TTWR1	N.C.	<input type="checkbox"/>
Tower 2 - Holds 2 Sterilizers 1 Statim. Solid surface pull-outs.	TTWR2		<input type="checkbox"/>
Tower 3 - Holds 2 Sterilizers 1 Statim. Solid surface pull-outs.	TTWR3		<input type="checkbox"/>
Tower 4 - Holds 2 Sterilizers. Solid surface pull-outs.	TTWR4	N.C.	<input type="checkbox"/>
Manual pull-out pantry with blue light indicator. Same size as P5000MX.	P5000ML		<input type="checkbox"/>

TAILORED COLLECTION - STERI CENTERS MEASUREMENTS



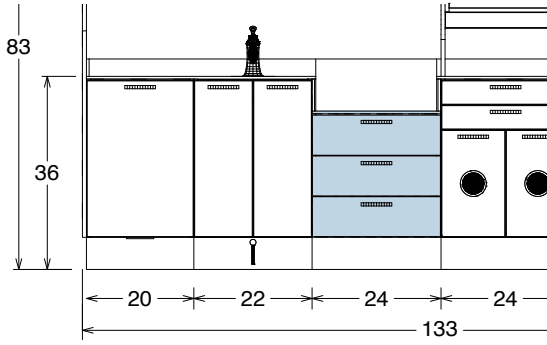
PFSC10

PFSC11

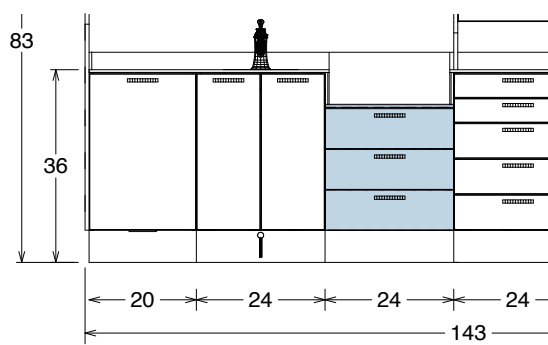


PFSC12

Tailored Sterilization Centers with Ultrasonic Drop Down Option

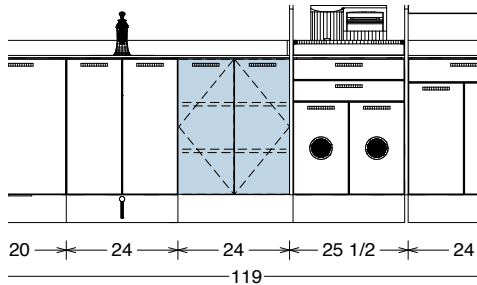


PFSCDD11

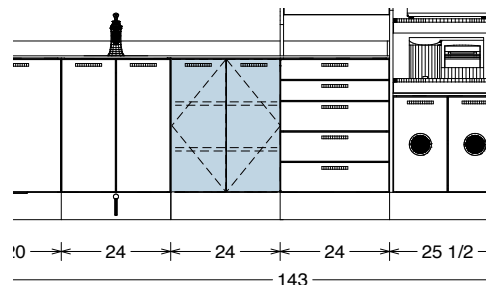


PFSCDD12

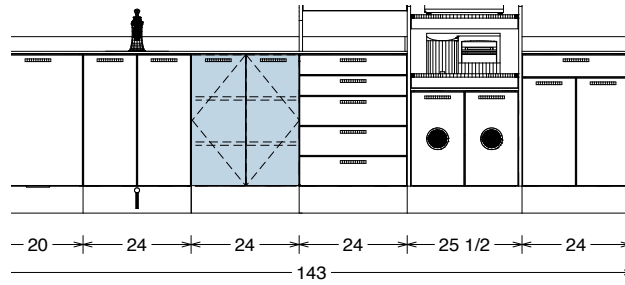
Tailored Sterilization Centers with Storage Option



PFSC10S10

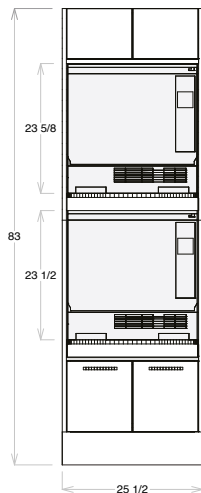


PFSC10S11

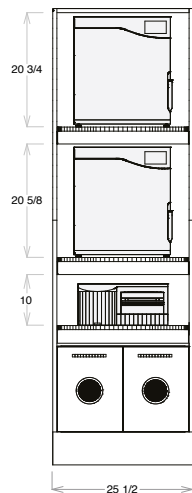


PFSC10S12

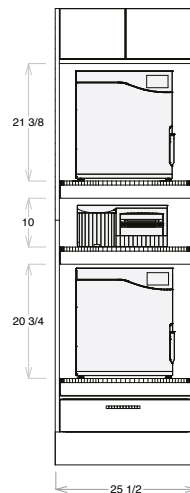
Tower Options



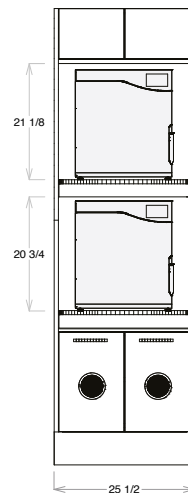
TTWR1



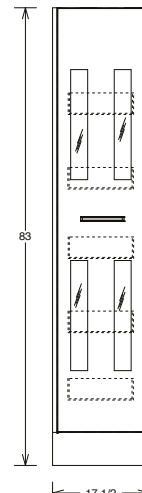
TTWR2



TTWR3



TTWR4



P5000ML
(Pantry Tower)

TAILORED SOLUTIONS FOR YOUR DENTAL PRACTICE

ALLURE COLLECTION



For more information, contact MCC at 1-800-388-6236 or visit www.mccdental.com

ALLURE CABINET COLLECTION

Affordable Quality, Stylish Simplicity: Elevate Your Practice with Our Competitively priced ALLURE Cabinet Essentials!

ALLURE Cabinet Features

Casework (internal):

- ✓ Independent levelling legs
- ✓ Mounting hardware provided for wood and concrete floor anchoring
- ✓ Industrial grade particleboard (45-50+ lb./ 20-22 kg density)
- ✓ 1 mm white edge band
- ✓ White melamine covering
- ✓ 100% Recycled board

Outerheads (external):

- ✓ Industrial grade particleboard (45+ lb./20+ kg)
- ✓ 2 mm color-and pattern-matched edge banding
- ✓ High-pressure decorative laminate
- ✓ Lead free, non-toxic, eco-friendly radiation shielding
- ✓ Soft-close drawers
- ✓ Soft-close hinges
- ✓ Adjustable 1/4" Solid Surface shelves
- ✓ Steri towers with 3/4" Solid Surface pull-out shelves
- ✓ Fastened in place (removable) countertops
- ✓ Custom MCC medical grade electrical outlets
- ✓ Subbase in stainless steel laminate with marine grade plywood substrate with leveling legs

WE HAVE YOU COVERED



At MCC Dental we stand behind our products with a Ten (10) Year casework warranty. We want every MCC Dental customer to be satisfied and covered for a long time because, with more than 50 years in the business, we believe that our cabinets are built to last, with a craftsmanship and passion that distinguish us from our competitors. Whether it's modular, custom construction, sterilization or mobile cabinetry, our philosophy is always to design and deliver the absolute best and durable cabinets for your dental office.

ALLURE Rear Cabinets



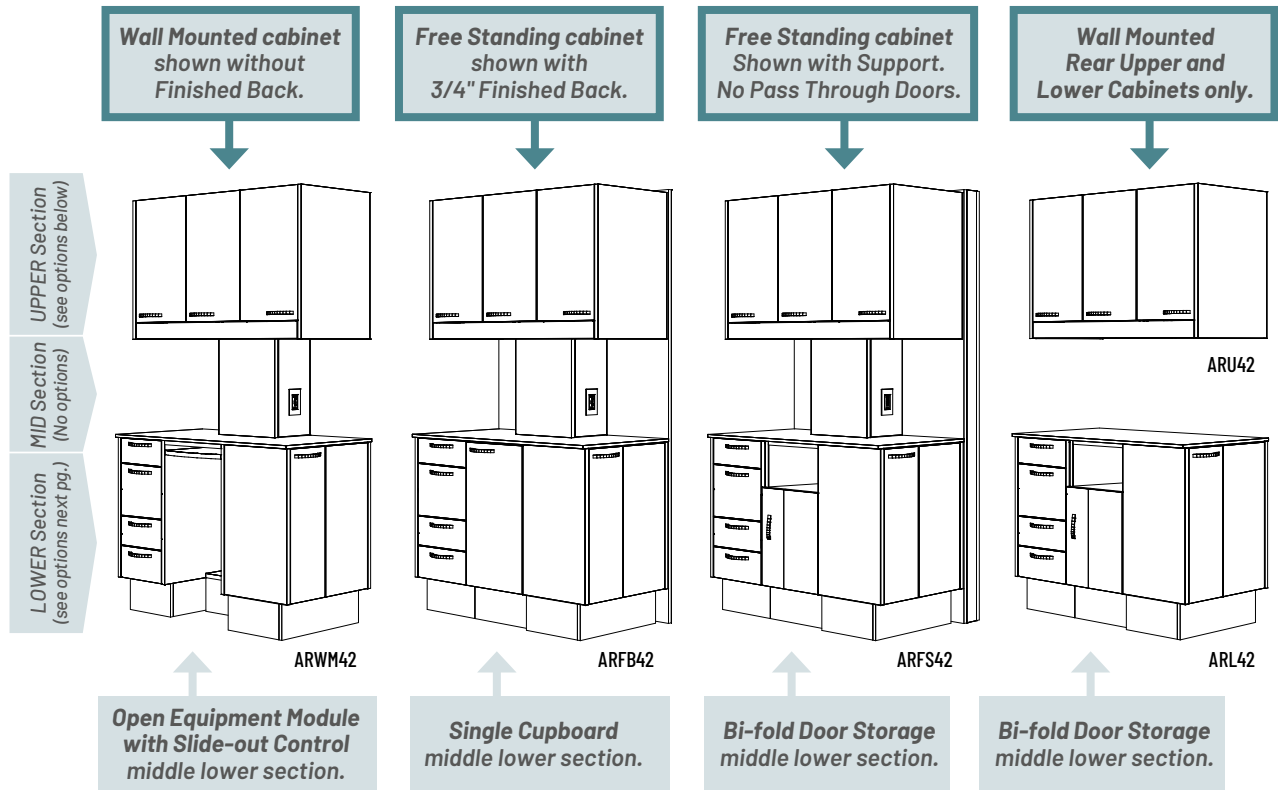
*Shown with
Open Equipment Module
with Slideout Control
and Finished Back*

General Features

- Solid surface countertop
- Midsection brushed aluminum accent panel
- PVC edging
- 5" brushed metal handles
- Upper cabinets can be integrated into cabinet construction or wall mounted
- Midsection with 2 medical grade electrical outlets
- Ability to accommodate both left and right handed dentists
- Soft-close drawers
- 155° soft-close hinges
- Subbase in stainless steel laminate with marine grade plywood substrate with leveling legs (optional HDPE for enhance durability)
- 10-year Warranty



ALLURE COLLECTION 42" Rear Cabinet



See below and next page for more options

STEP 1 - SELECT YOUR 42" CABINET	Part Number	Retail	✓
ALLURE 42" Rear Cabinet - Wall Mounted	ARWM42		
ALLURE 42" Rear Cabinet with 3/4" - 74" Tall, 42" Wide Finished Back Panel for Free Standing Cabinet (with Pass Through Doors available)	ARFB42		
ALLURE 42" Rear Cabinet with 74" x 42" Wide Support for Free Standing Cabinet (Pass Through Doors NOT available)	ARFS42		
ALLURE 42" Rear Cabinet Lower Only	ARL42		
ALLURE 42" Rear Cabinet Upper Only	ARU42		
Add 3/4", 31-1/2" Tall, 42" Wide Finished Back Panel for Lower Section Only	ARLFBP42	N.C.	

STEP 2 - SELECT YOUR 42" UPPER	Part Number	Retail	✓
42" Upper with 5 Solid Surface Shelves (Left or Right)	AU426	INCLUDED	
42" Upper with Pass Through Doors (Available with 3/4" Finished Back Only)	AU42PT	N.C.	
42" Upper with CPU in center/2 vents	AU42CPU	N.C.	

TOTAL \$	
-----------------	--

ALLURE COLLECTION

42" Rear Cabinet

STEP 3 - SELECT YOUR 42" LOWER		Part Number	Retail	✓
CHOOSE YOUR LEFT LOWER				
Front facing Single Cupboard	ARLSC42	N.C.		
Front facing 1 Drawer with Cupboard	ARLDC42	N.C.		
Front facing 4 Drawers	ARLF4D42	N.C.		
Front facing 4 Drawer with Equipment Flip Down Door	ARL4DE42	N.C.		
Side facing 4 Drawers	ARL4D42	N.C.		
Side facing 2 Drawers with Slide-out Tray	ARLS042	N.C.		
Side facing Bi-fold Door Storage	ARLBFD42	N.C.		
CHOOSE YOUR MIDDLE LOWER				
Open Equipment Module for Slide-out Control	ARMLOEM42	N.C.		
Single Cupboard	ARMLSC42	N.C.		
Bi-fold Door Storage	ARMLBFD42	N.C.		
CHOOSE YOUR RIGHT LOWER				
Front facing Single Cupboard	ARRSC42	N.C.		
Front facing 1 Drawer with Cupboard	ARRDC42	N.C.		
Front facing 4 Drawers	ARRF4D42	N.C.		
Front facing 4 Drawer with Equipment Flip Down Door	ARR4DE42	N.C.		
Side facing 4 Drawers	ARR4D42	N.C.		
Side facing 2 Drawers with Slide-out Tray	ARRS042	N.C.		
Side facing Bi-fold Door Storage	ARRBFD42	N.C.		

STEP 4 - SELECT YOUR COLORS	Retail
Please see page 94 for links to view the available Allure colors on our website	INCLUDED

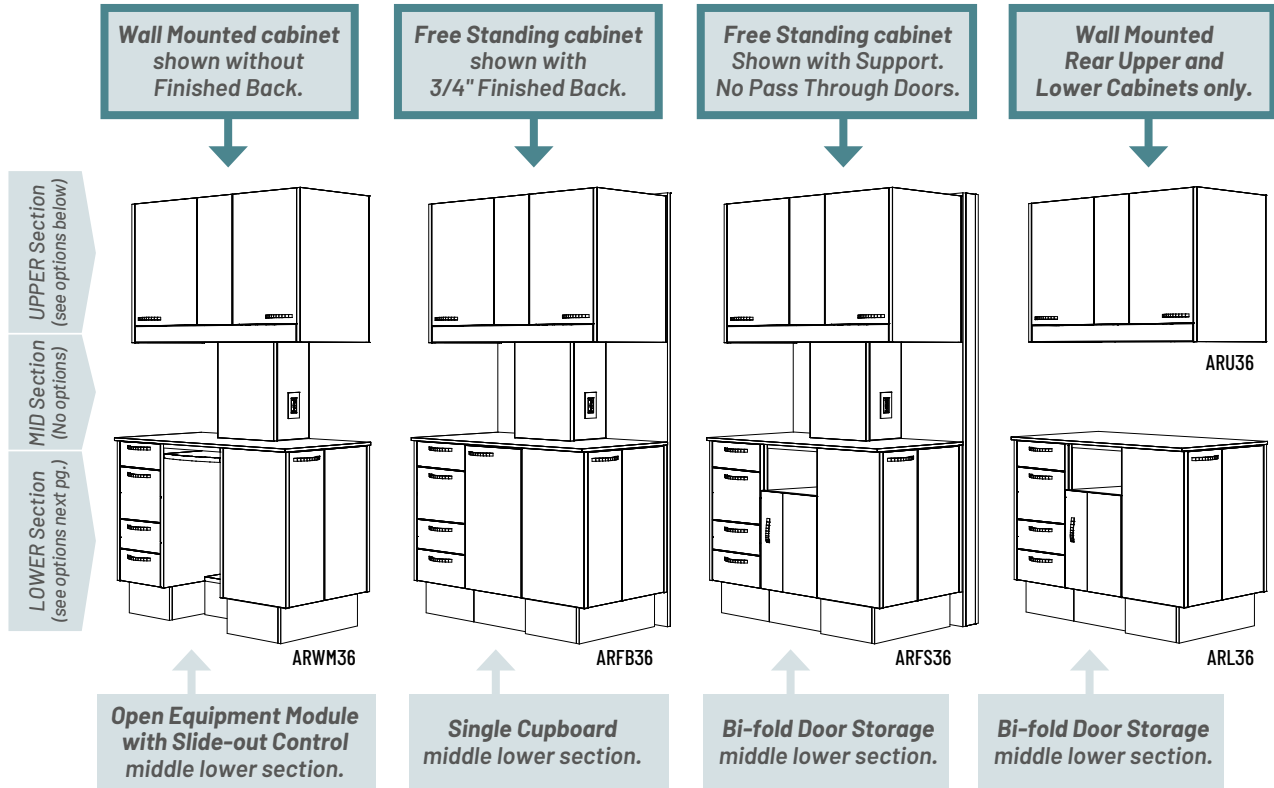
MIDDLE LOWER CONTROL OPTIONS	Part Number	Retail	✓
Under Surface 3-HP Automatic Control with Vacuum Package and Clean Water, 2-HVE, 1-SE and Air/Water Regulators (for ARMLOEM42)	MC3250		
Under Surface Vacuum Package with Clean Water, 2-HVE, 1-SE and air regulator (for ARMLOEM42)	MC5150		
Arm Assembly with Floating Work Surface and Mounting Plate (for ARMLBFD42), Control Not Included	MDLAASS		
MC3250 Control with Arm Assembly, Floating Work Surface and Mounting Plate (for ARMLBFD42)	MC3250FL		
MC5150 Vacuum Package with Arm Assembly, Floating Work Surface and Mounting Plate (for ARMLBFD42)	MC5150FL		

See page 66 for more Controls details

OPTIONS	Part Number	Retail	✓
Countertop 3-1/4" Backsplash	—	N.C.	
HPDE subbase for enhance durability with leveling legs	—		
Cutout for Flowmeter (please provide details)	—		
Task Light 24" LED	MPTL24LH		
Sliding Monitor Mount	MCCPN502		

TOTAL \$	
-----------------	--

ALLURE COLLECTION 36" Rear Cabinet



See below and next page for more options

STEP 1 - SELECT YOUR 36" CABINET	Part Number	Retail	✓
ALLURE 36" Rear Cabinet - Wall Mounted	ARWM36		
ALLURE 36" Rear Cabinet with Added 3/4" - 74" Tall, 36" Wide Finished Back Panel for Free Standing Cabinet (Pass Through Doors NOT available)	ARFB36		
ALLURE 36" Rear Cabinet with 74" x 36" Wide Support for Free Standing Cabinet (with Pass Through Doors available)	ARFS36		
ALLURE 36" Rear Cabinet Lower Only	ARL36		
ALLURE 36" Rear Cabinet Upper Only	ARU36		
Add 3/4", 31-1/2" Tall, 36" Wide Finished Back Panel for Lower Section Only	ARLFBP36	N.C.	

STEP 2 - SELECT YOUR 36" UPPER	Part Number	Retail	✓
36" Upper with 5 Solid Surface Shelves (Left or Right)	AU366	INCLUDED	
36" Upper with Pass Through Doors (Available with 3/4" Finished Back Only)	AU36PT	N.C.	
36" Upper with CPU in center/2 vents	AU36CPU	N.C.	

TOTAL \$	
-----------------	--

ALLURE COLLECTION

36" Rear Cabinet

STEP 3 - SELECT YOUR 36" LOWER		Part Number	Retail	✓
CHOOSE YOUR LEFT LOWER				
Front facing Single Cupboard	ARLSC36	N.C.		
Front facing 1 Drawer with Cupboard	ARLDC36	N.C.		
Front facing 4 Drawers	ARLF4D36	N.C.		
Front facing 4 Drawer with Equipment Flip Down Door	ARL4DE36	N.C.		
Side facing Bi-fold Door Storage	ARLBFD36	N.C.		
CHOOSE YOUR MIDDLE LOWER				
Open Equipment Module for Slide-out Control	ARMLOEM36	N.C.		
Single Cupboard	ARMLSC36	N.C.		
Bi-fold Door Storage	ARMLBFD36	N.C.		
CHOOSE YOUR RIGHT LOWER				
Front facing Single Cupboard	ARRSC36	N.C.		
Front facing 1 Drawer with Cupboard	ARRDC36	N.C.		
Front facing 4 Drawers	ARRF4D36	N.C.		
Front facing 4 Drawer with Equipment Flip Down Door	ARR4DE36	N.C.		
Side facing Bi-fold Door Storage	ARRBFD36	N.C.		

STEP 4 - SELECT YOUR COLORS	Retail
Please see page 94 for links to view the available Allure colors on our website	INCLUDED

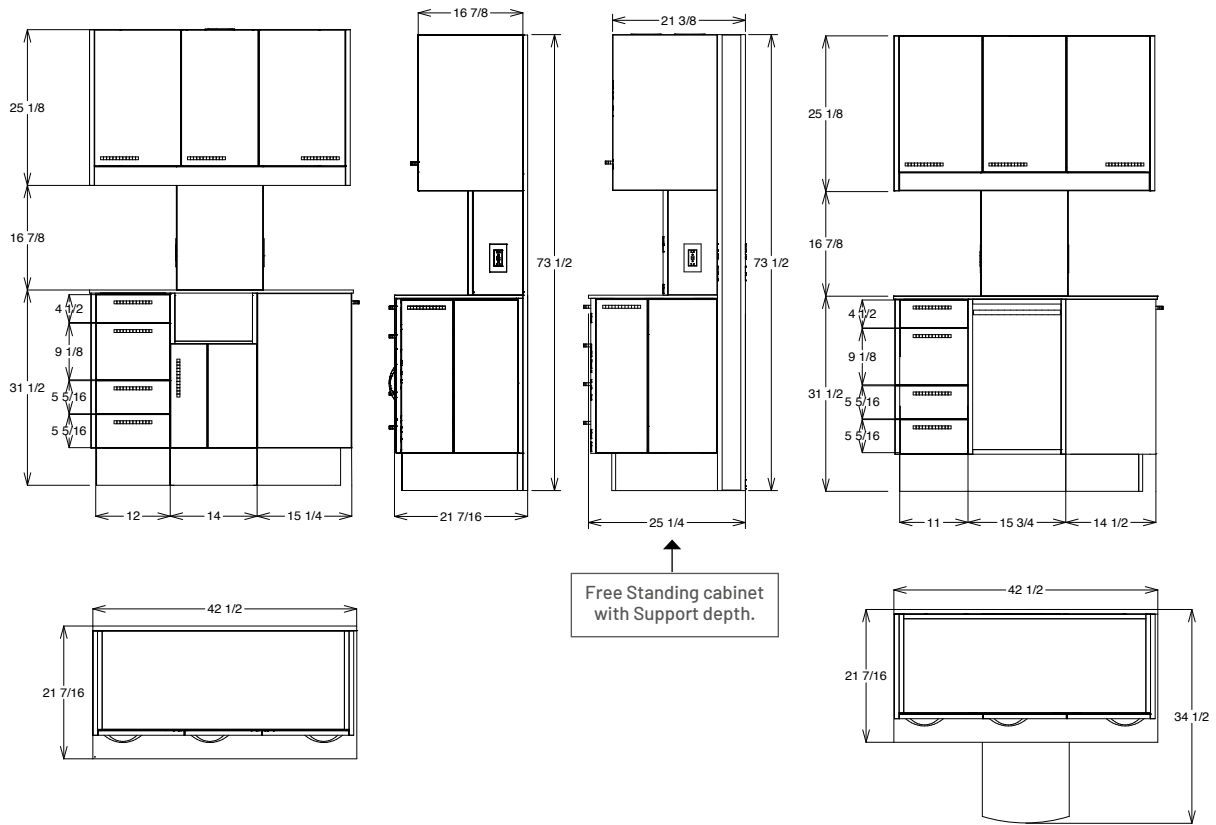
MIDDLE LOWER CONTROL OPTIONS	Part Number	Retail	✓
Under Surface 3-HP Automatic Control with Vacuum Package and Clean Water, 2-HVE, 1-SE and Air/Water Regulators (for ARMLOEM36)	MC3250		
Under Surface Vacuum Package with Clean Water, 2-HVE, 1-SE and air regulator (for ARMLOEM36)	MC5150		
Arm Assembly with Floating Work Surface and Mounting Plate (for ARMLBFD36), Control Not Included	MDLAASS		
MC3250 Control with Arm Assembly, Floating Work Surface and Mounting Plate (for ARMLBFD36)	MC3250FL		
MC5150 Vacuum Package with Arm Assembly, Floating Work Surface and Mounting Plate (for ARMLBFD36)	MC5150FL		
<i>See page 66 for more Controls details</i>			

OPTIONS	Part Number	Retail	✓
Countertop 3-1/4" Backsplash	—	N.C.	
HPDE subbase for enhance durability with leveling legs	—		
Cutout for Flowmeter (please provide details)	—		
Task Light 24" LED	MPTL24LH		
Sliding Monitor Mount	MCCPN502		

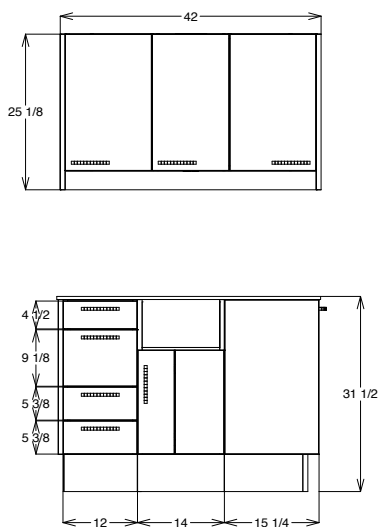
TOTAL \$	
-----------------	--

ALLURE COLLECTION Rear Cabinets Measurements

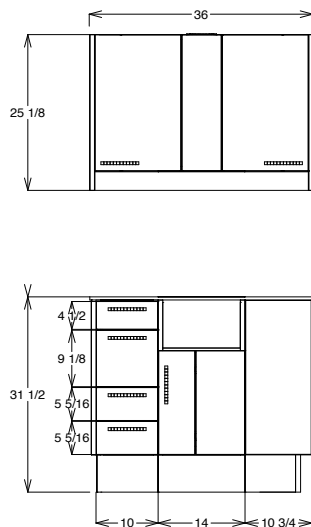
42" Rear Cabinets



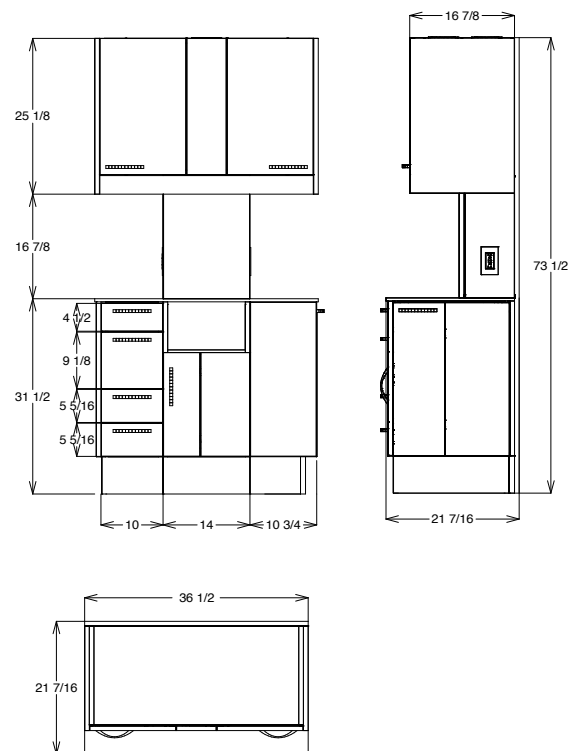
42" Rear Cabinets with wall hung Up



36" Rear Cabinets with wall hung Up



36" Rear Cabinets Measurements



All measurement drawings are shown with Wall Mounted cabinets.

ALLURE Rear Cabinets with Sink



General Features

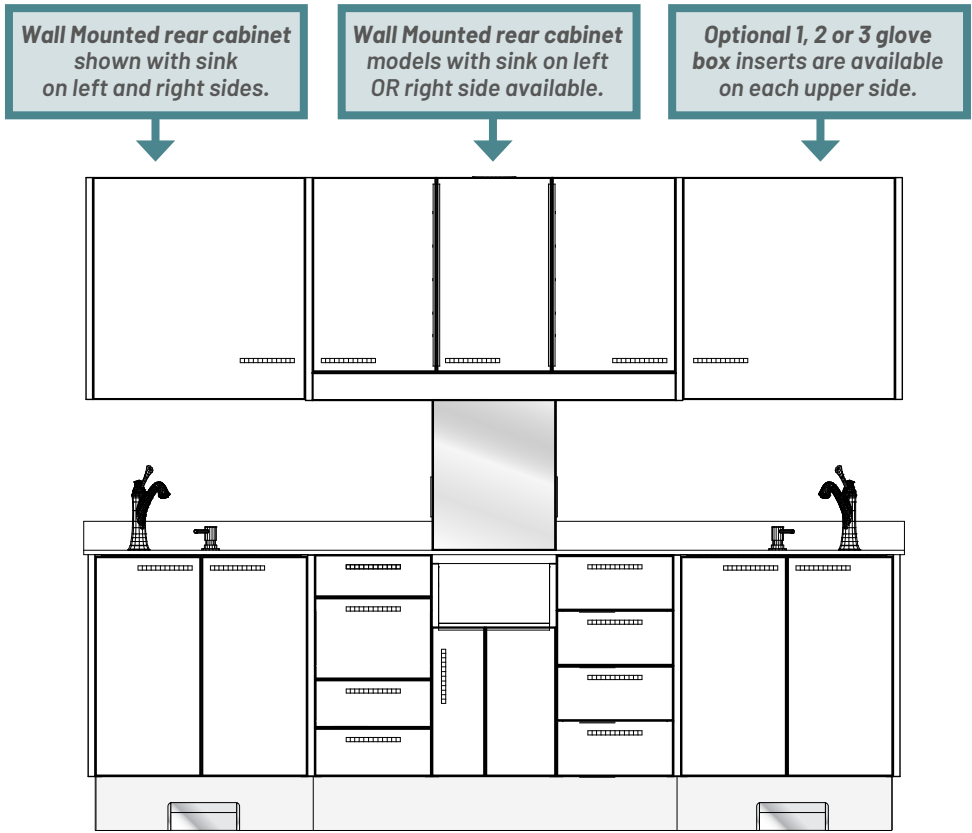
• Wall mounted only

- Solid surface countertop
- Midsection brushed aluminum accent panel
- Ability to accommodate both left and right handed dentists
- PVC edging
- 5" brushed metal handles
- Integrated countertop waste drop
- Under mounted stainless steel sink included with solid surface counter only
- Hardware and plumbing fixtures included
- 8 Soft-close drawers including 1 equipment drawer and 1 single cupboard middle lower section
- 155° soft-close hinges
- Subbase in stainless steel laminate with marine grade plywood substrate with leveling legs (optional HDPE for enhance durability)
- 10-year Warranty



ALLURE COLLECTION

42" Rear Cabinets with Sink



Bi-fold Door Storage and Drawers included in middle lower section. For Control options go to pg 47, 49 or 66.

STEP 1 - SELECT YOUR REAR WITH SINK				Part Number	Retail	✓
ALLURE 42" Rear Cabinet with 2 Sinks on left and right side. 92-1/2" total length.				AR42DS92		
Add 2 Large waste pails 9-1/2" X 13" X 15"H 21qtz				MB5R21Q	N.C.	
Add 2 Counter Waste Drops				MB-11M	N.C.	
Add 2 Cup and Towel Dispensers				MP128B	N.C.	
Add 2 GFI Duplex Outlets with BX Wire & Box				MP13GFIKT	N.C.	
Add Glove Dispensers (see Step 2 option)					N.C.	
Tapmaster Hands Free Water Activation System				AMP1750		
MC3250		MC5150		MDLAASS		MC3250FL
						MC5150FL
ALLURE 42" Rear Cabinet with 2 Sinks on left and right side. 84-1/2" total length.				AR42DS84		
Add 2 Large waste pails 9-1/2" X 13" X 15"H 21qtz				MB5R21Q	N.C.	
Add 2 Counter Waste Drops				MB-11M	N.C.	
Add 2 Cup and Towel Dispensers				MP128B	N.C.	
Add 2 GFI Duplex Outlets with BX Wire & Box				MP13GFIKT	N.C.	
Add Glove Dispensers (see Step 2 option)					N.C.	
Tapmaster Hands Free Water Activation System				AMP1750		
MC3250		MC5150		MDLAASS		MC3250FL
						MC5150FL

ALLURE 42" Rear Cabinet with 1 Sink on left side. 67-3/4" total length.						AR42LS67		
Add 1 Large waste pail 9-1/2" X 13" X 15"H 2lqtz						MB5R21Q	N.C.	
Add 1 Counter Waste Drop						MB-11M	N.C.	
Add 1 Cup and Towel Dispenser						MP128B	N.C.	
Add 1 GFI Duplex Outlet with BX Wire & Box						MP13GFIKT	N.C.	
Add Glove Dispensers (see Step 2 option)							N.C.	
Tapmaster Hands Free Water Activation System						AMP1750		
MC3250		MC5150		MDLAASS		MC3250FL		MC5150FL

ALLURE 42" Rear Cabinet with 1 Sink on right side. 67-3/4" total length.						AR42RS67		
Add 1 Large waste pail 9-1/2" X 13" X 15"H 2lqtz						MB5R21Q	N.C.	
Add 1 Counter Waste Drop						MB-11M	N.C.	
Add 1 Cup and Towel Dispenser						MP128B	N.C.	
Add 1 GFI Duplex Outlet with BX Wire & Box						MP13GFIKT	N.C.	
Add Glove Dispensers (see Step 2 option)							N.C.	
Tapmaster Hands Free Water Activation System						AMP1750		
MC3250		MC5150		MDLAASS		MC3250FL		MC5150FL

ALLURE 42" Rear Cabinet with 1 Sink on left side. 63-3/4" total length.						AR42LS63		
Add 1 Large waste pail 9-1/2" X 13" X 15"H 2lqtz						MB5R21Q	N.C.	
Add 1 Counter Waste Drop						MB-11M	N.C.	
Add 1 Cup and Towel Dispenser						MP128B	N.C.	
Add 1 GFI Duplex Outlet with BX Wire & Box						MP13GFIKT	N.C.	
Add Glove Dispensers (see Step 2 option)							N.C.	
Tapmaster Hands Free Water Activation System						AMP1750		
MC3250		MC5150		MDLAASS		MC3250FL		MC5150FL

ALLURE 42" Rear Cabinet with 1 Sink on right side. 63-3/4" total length.						AR42RS63		
Add 1 Large waste pail 9-1/2" X 13" X 15"H 2lqtz						MB5R21Q	N.C.	
Add 1 Counter Waste Drop						MB-11M	N.C.	
Add 1 Cup and Towel Dispenser						MP128B	N.C.	
Add 1 GFI Duplex Outlet with BX Wire & Box						MP13GFIKT	N.C.	
Add Glove Dispensers (see Step 2 option)							N.C.	
Tapmaster Hands Free Water Activation System						AMP1750		
MC3250		MC5150		MDLAASS		MC3250FL		MC5150FL

STEP 2 - SELECT OPTIONAL GLOVE BOX INSERTS	Part Number	Retail	✓
Add optional Optional 1 glove box insert on left upper side	ALGDL1	N.C.	
Add optional Optional 2 glove box inserts on left upper side	ALGDL2	N.C.	
Add optional Optional 3 glove box inserts on left upper side	ALGDL3	N.C.	
Add optional Optional 1 glove box insert on right upper side	ALGDR1	N.C.	
Add optional Optional 2 glove box inserts on right upper side	ALGDR2	N.C.	
Add optional Optional 3 glove box inserts on right upper side	ALGDR3	N.C.	

STEP 3 - SELECT YOUR COLORS	Retail
Please see page 94 for links to view the available Allure colors on our website	INCLUDED

OPTIONS	Part Number	Retail	✓
HPDE subbase for enhance durability with leveling legs	—		
Cutout for Flowmeter (please provide details)	—		
Task Light 24" LED	MPTL24LH		
Sliding Monitor Mount	MCCPN502		

TOTAL \$	
-----------------	--

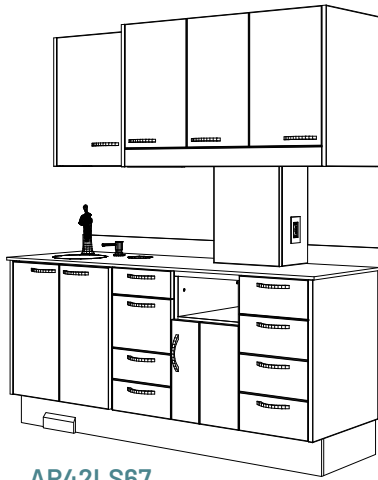
ALLURE COLLECTION
42" Rear Cabinets with Sink



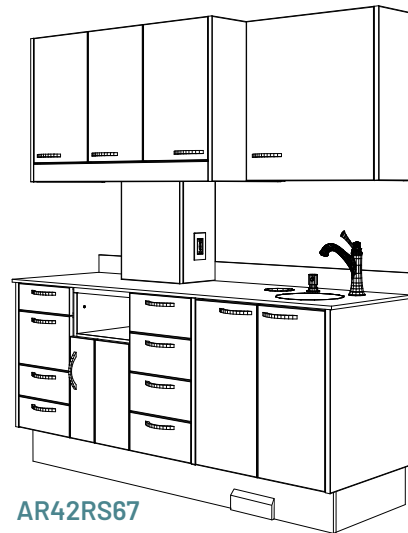
AR42DS92



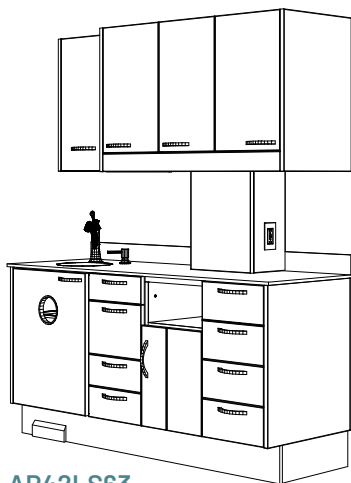
AR42DS84



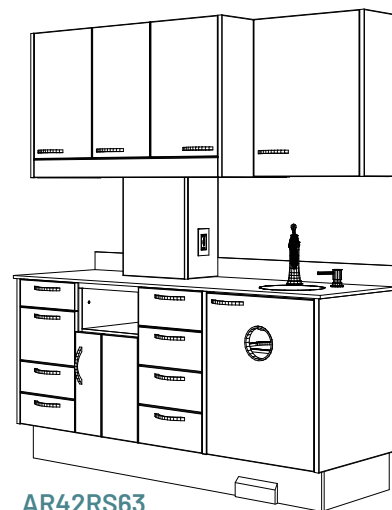
AR42LS67



AR42RS67



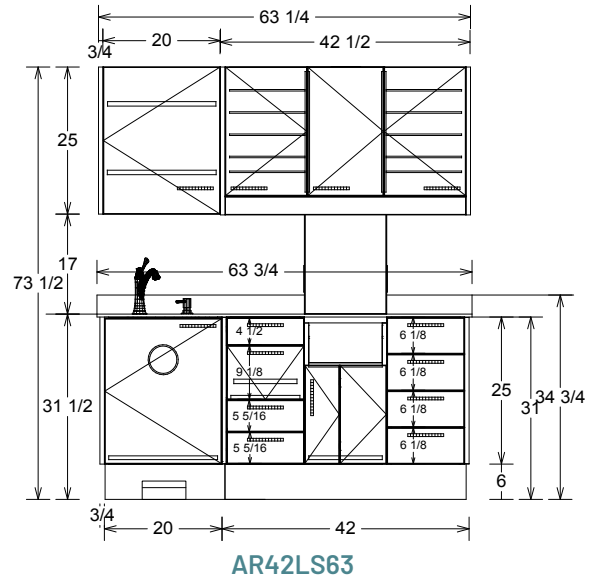
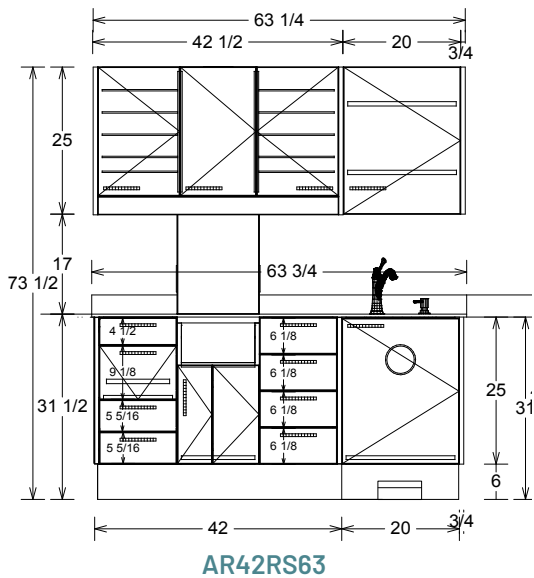
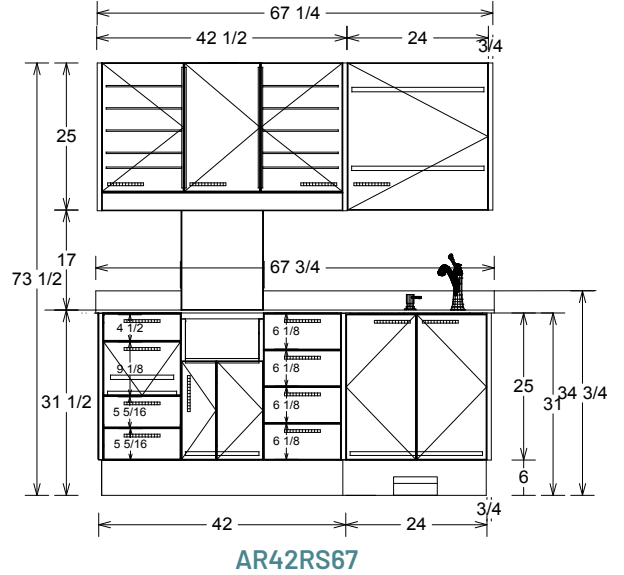
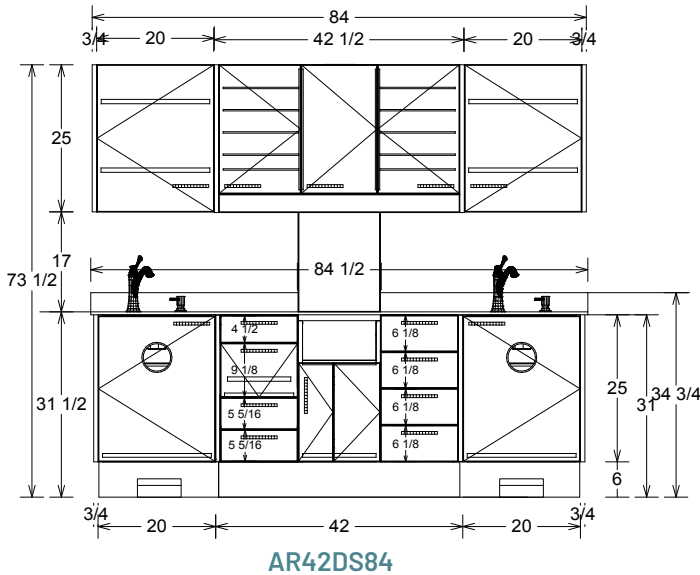
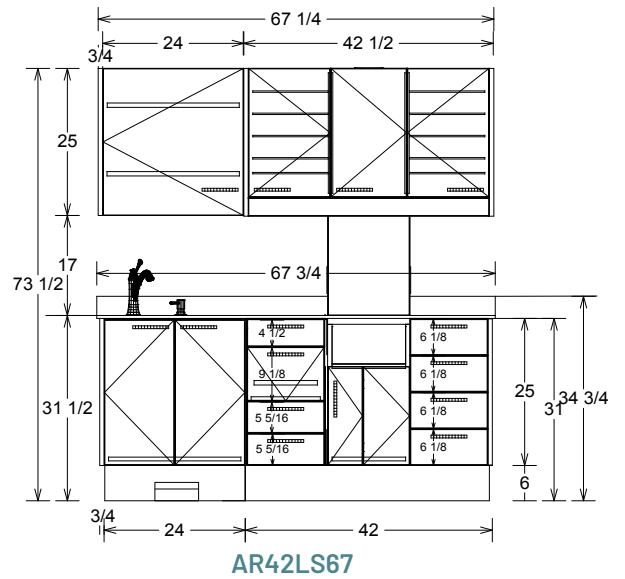
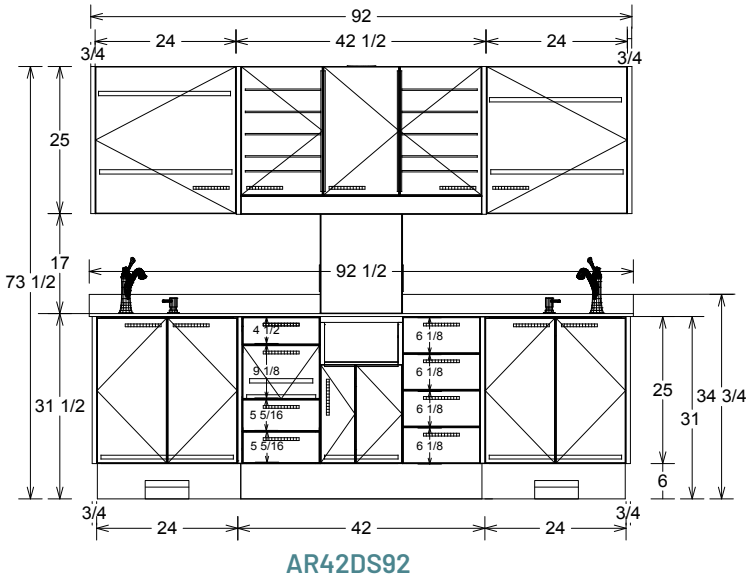
AR42LS63



AR42RS63

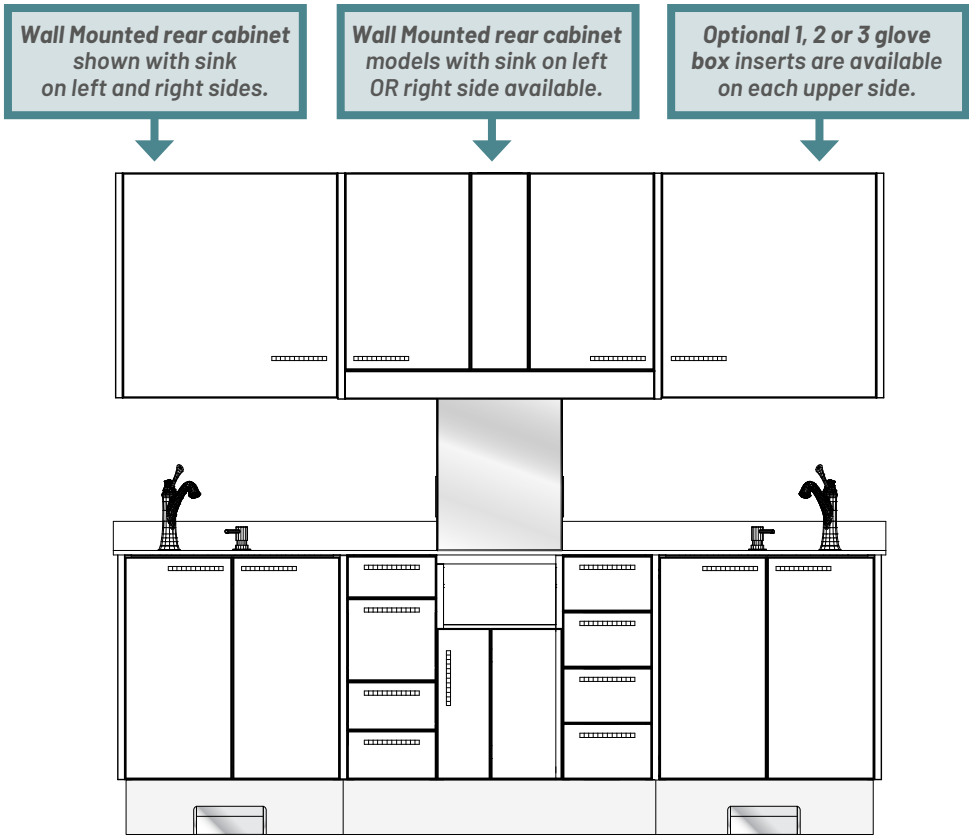
ALLURE COLLECTION

42" Rear Cabinets with Sink Measurements



ALLURE COLLECTION

36" Rear Cabinets with Sink



Bi-fold Door Storage and Drawers included in middle lower section. For Control options go to pg 47, 49 or 66.

STEP 1 - SELECT YOUR REAR WITH SINK				Part Number	Retail	✓
ALLURE 36" Rear Cabinet with 2 Sinks on left and right side. 86" total length.				AR36DS86		
Add 2 Large waste pails 9-1/2" X 13" X 15"H 21qtz				MB5R21Q	N.C.	
Add 2 Counter Waste Drops				MB-11M	N.C.	
Add 2 Cup and Towel Dispensers				MP128B	N.C.	
Add 2 GFI Duplex Outlets with BX Wire & Box				MP13GFIKT	N.C.	
Add Glove Dispensers (see Step 2 option)					N.C.	
Tapmaster Hands Free Water Activation System				AMP1750		
MC3250	MC5150	MDLAASS	MC3250FL	MC5150FL		
ALLURE 36" Rear Cabinet with 2 Sinks on left and right side. 78" total length.				AR36DS78		
Add 2 Large waste pails 9-1/2" X 13" X 15"H 21qtz				MB5R21Q	N.C.	
Add 2 Counter Waste Drops				MB-11M	N.C.	
Add 2 Cup and Towel Dispensers				MP128B	N.C.	
Add 2 GFI Duplex Outlets with BX Wire & Box				MP13GFIKT	N.C.	
Add Glove Dispensers (see Step 2 option)					N.C.	
Tapmaster Hands Free Water Activation System				AMP1750		
MC3250	MC5150	MDLAASS	MC3250FL	MC5150FL		

ALLURE 36" Rear Cabinet with 1 Sink on left side. 61-1/4" total length.				AR36LS61		
Add 1 Large waste pail 9-1/2" X 13" X 15"H 21qtz				MB5R21Q	N.C.	
Add 1 Counter Waste Drop				MB-11M	N.C.	
Add 1 Cup and Towel Dispenser				MP128B	N.C.	
Add 1 GFI Duplex Outlet with BX Wire & Box				MP13GFIKT	N.C.	
Add Glove Dispensers (see Step 2 option)					N.C.	
Tapmaster Hands Free Water Activation System				AMP1750		
MC3250		MC5150		MDLAASS		MC3250FL MC5150FL

ALLURE 36" Rear Cabinet with 1 Sink on right side. 61-1/4" total length.				AR36RS61		
Add 1 Large waste pail 9-1/2" X 13" X 15"H 21qtz				MB5R21Q	N.C.	
Add 1 Counter Waste Drop				MB-11M	N.C.	
Add 1 Cup and Towel Dispenser				MP128B	N.C.	
Add 1 GFI Duplex Outlet with BX Wire & Box				MP13GFIKT	N.C.	
Add Glove Dispensers (see Step 2 option)					N.C.	
Tapmaster Hands Free Water Activation System				AMP1750		
MC3250		MC5150		MDLAASS		MC3250FL MC5150FL

ALLURE 36" Rear Cabinet with 1 Sink on left side. 57-1/4" total length.				AR36LS57		
Add 1 Large waste pail 9-1/2" X 13" X 15"H 21qtz				MB5R21Q	N.C.	
Add 1 Counter Waste Drop				MB-11M	N.C.	
Add 1 Cup and Towel Dispenser				MP128B	N.C.	
Add 1 GFI Duplex Outlet with BX Wire & Box				MP13GFIKT	N.C.	
Add Glove Dispensers (see Step 2 option)					N.C.	
Tapmaster Hands Free Water Activation System				AMP1750		
MC3250		MC5150		MDLAASS		MC3250FL MC5150FL

ALLURE 36" Rear Cabinet with 1 Sink on right side. 57-1/4" total length.				AR36RS657		
Add 1 Large waste pail 9-1/2" X 13" X 15"H 21qtz				MB5R21Q	N.C.	
Add 1 Counter Waste Drop				MB-11M	N.C.	
Add 1 Cup and Towel Dispenser				MP128B	N.C.	
Add 1 GFI Duplex Outlet with BX Wire & Box				MP13GFIKT	N.C.	
Add Glove Dispensers (see Step 2 option)					N.C.	
Tapmaster Hands Free Water Activation System				AMP1750		
MC3250		MC5150		MDLAASS		MC3250FL MC5150FL

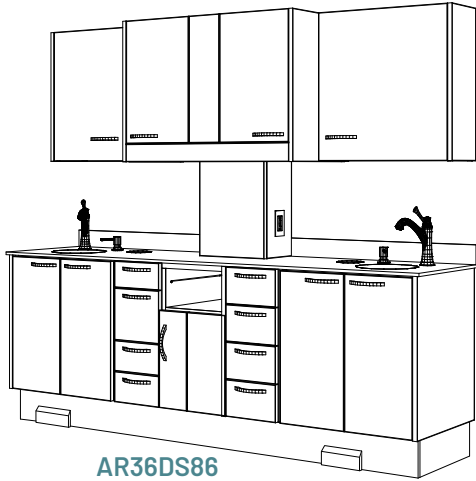
STEP 2 - SELECT OPTIONAL GLOVE BOX INSERTS	Part Number	Retail	✓
Add optional Optional 1 glove box insert on left upper side	ALGDL1	N.C.	
Add optional Optional 2 glove box inserts on left upper side	ALGDL2	N.C.	
Add optional Optional 3 glove box inserts on left upper side	ALGDL3	N.C.	
Add optional Optional 1 glove box insert on right upper side	ALGDR1	N.C.	
Add optional Optional 2 glove box inserts on right upper side	ALGDR2	N.C.	
Add optional Optional 3 glove box inserts on right upper side	ALGDR3	N.C.	

STEP 3 - SELECT YOUR COLORS	Retail
Please see page 94 for links to view the available Allure colors on our website	INCLUDED

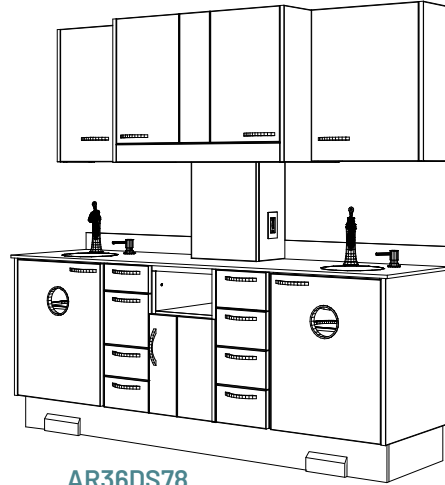
OPTIONS	Part Number	Retail	✓
HPDE subbase for enhance durability with leveling legs	—		
Cutout for Flowmeter (please provide details)	—		
Task Light 24" LED	MPTL24LH		
Sliding Monitor Mount	MCCPN502		

TOTAL \$	
-----------------	--

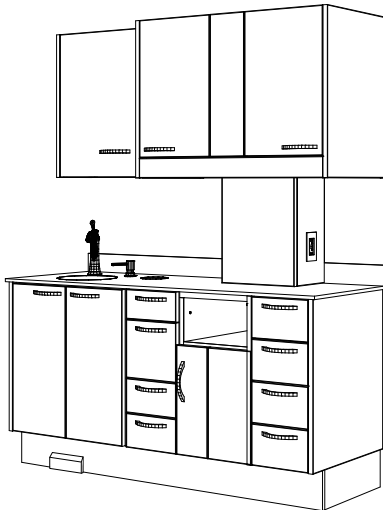
ALLURE COLLECTION
36" Rear Cabinets with Sink



AR36DS86



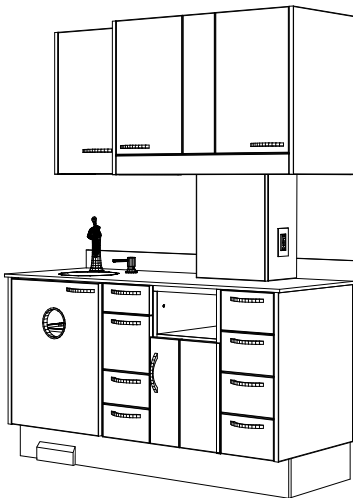
AR36DS78



AR36LS61



AR36RS61



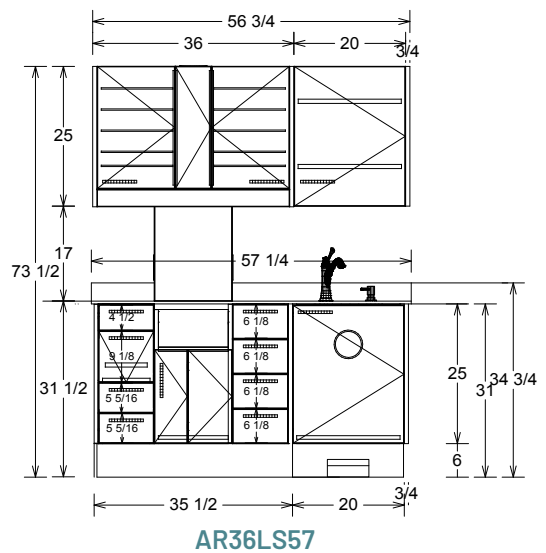
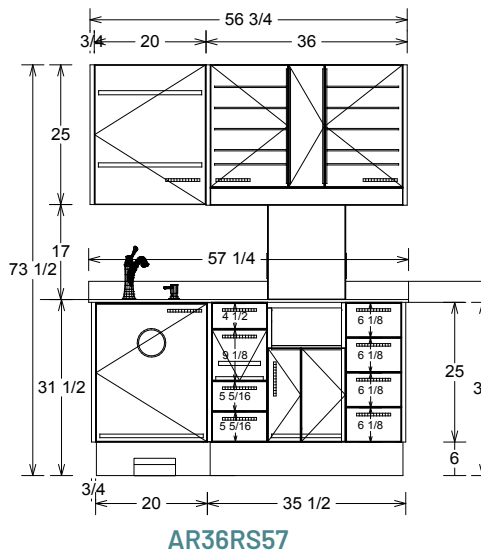
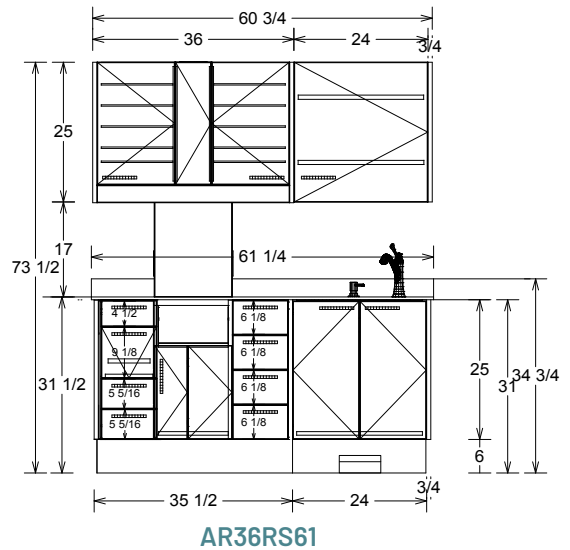
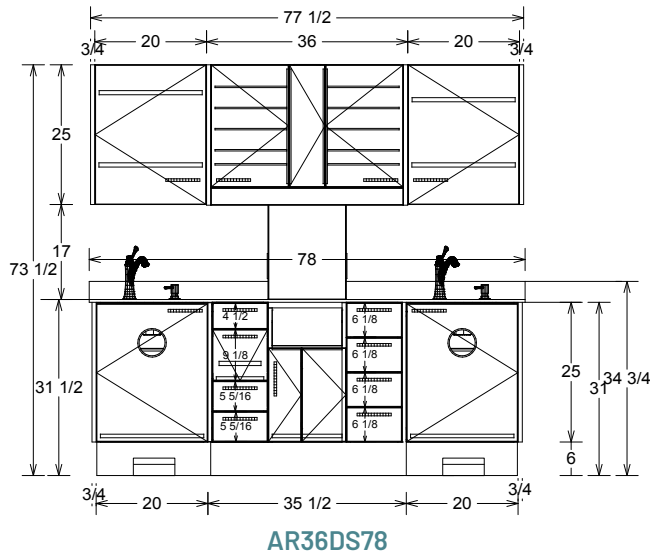
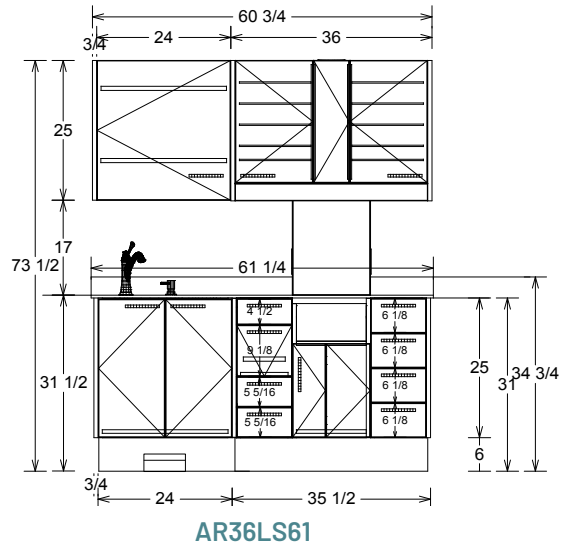
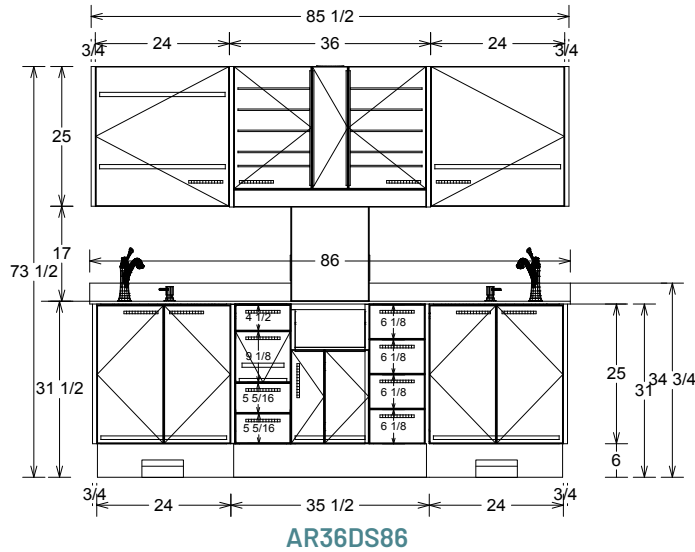
AR36LS57



AR36RS57

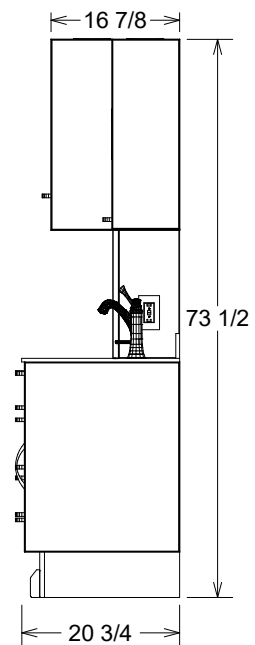
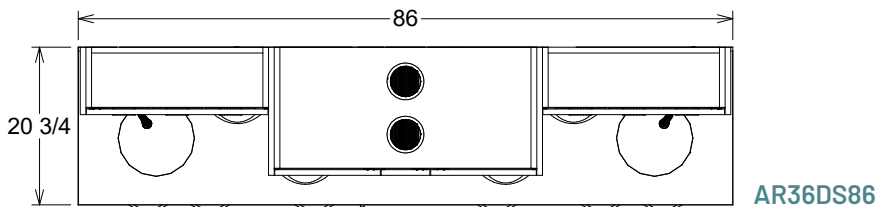
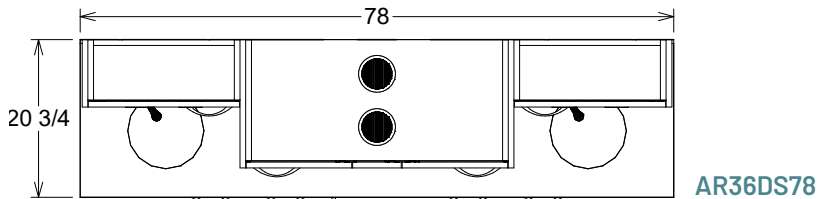
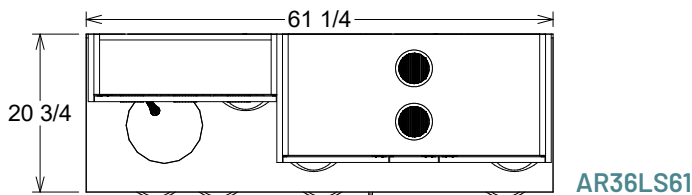
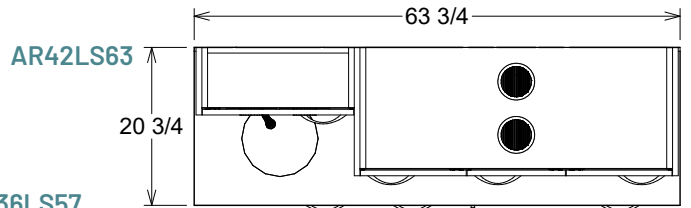
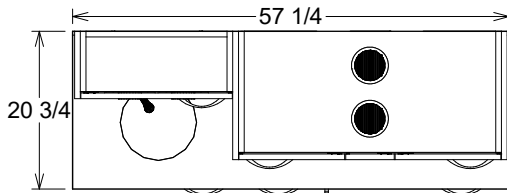
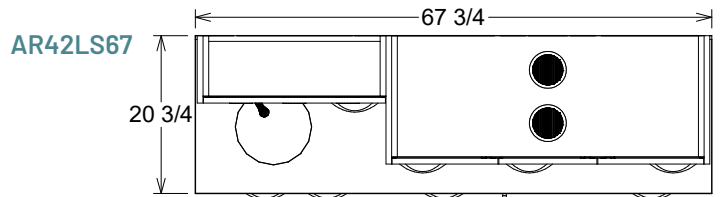
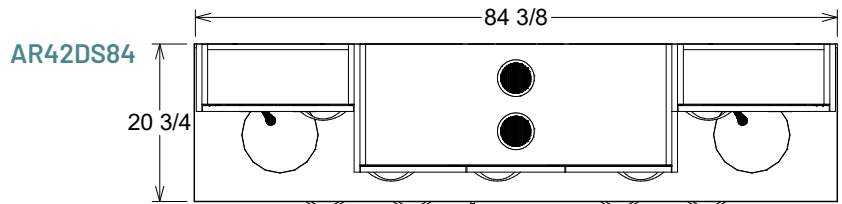
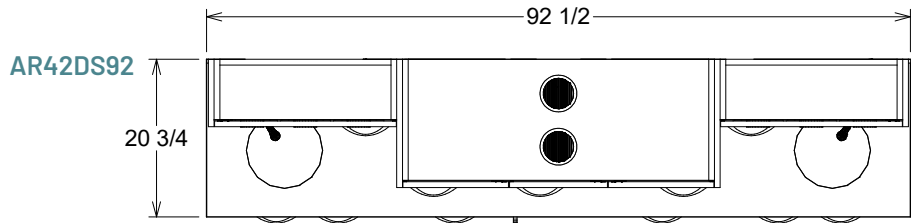
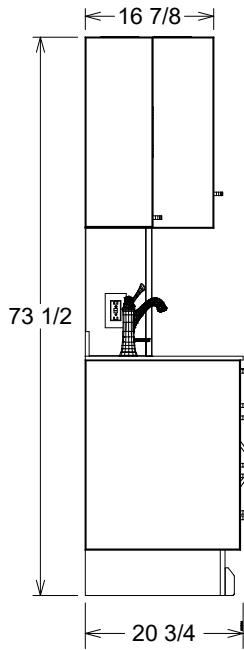
ALLURE COLLECTION

36" Rear Cabinets with Sink Measurements



ALLURE COLLECTION

42" and 36" Rear with Sink Cabinets Measurements



ALLURE Side Cabinets



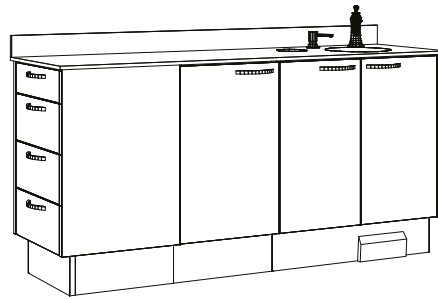

General Features

- Solid surface countertop
- PVC edging
- 5" brushed metal handles
- Integrated countertop waste drop
- Under mounted stainless steel sink included with solid surface counter only
- Hardware and plumbing fixtures included
- Option countertops without sink and plumbing fixtures
- Soft-close drawers
- 155° soft-close hinges
- Subbase in stainless steel laminate with marine grade plywood substrate with leveling legs (optional HDPE for enhance durability)
- 10-year Warranty



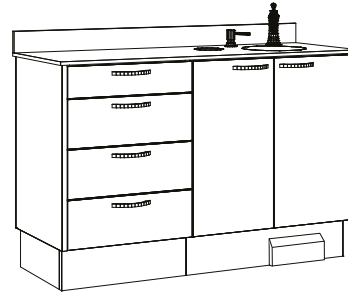

ALLURE COLLECTION
Side Cabinets

AS63SDLNS
reverse
configuration
AS63SDRNS



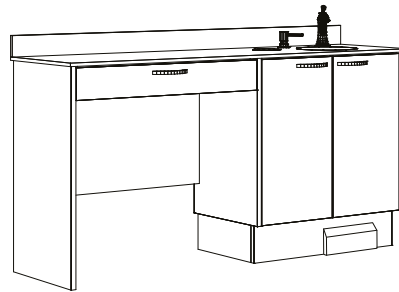

AS63SDR
reverse
configuration
AS63SDL

AS51LNS
reverse
configuration
AS51RNS



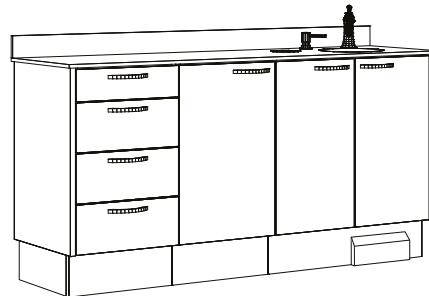

AS51R
reverse
configuration
AS51L

ASPDLNS
reverse
configuration
ASPDNS



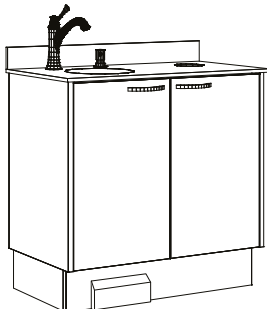
ASPDR
reverse
configuration
ASPDL

AS63FDLNS
reverse
configuration
AS63FDRNS

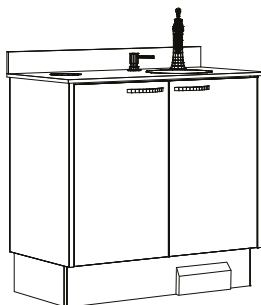


AS63FDR
reverse
configuration
AS63FDL


AS33L



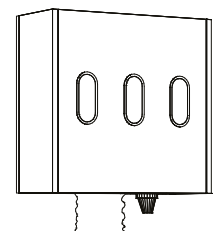
AS33R



AS22



AGT



ALLURE COLLECTION

Side Cabinets

STEP 1 - SELECT YOUR SIDE CABINET		Part Number	Retail	✓
63" Side Cabinet, with Side Facing 4 Drawer, Front Doors, 33" tall	No Sink	AS63SDLNS		
		AS63SDRNS		
63" Side Cabinet, with Side Facing 4 Drawer, Front Doors - Add 28" Sink, Faucet 33" tall - No charge	Sink Left	AS63SDL		
	Sink Right	AS63SDR		
51" Side Cabinet, Front Side Drawer, Doors, 33" tall	No Sink	AS51LNS		
		AS51RNS		
51" Side Cabinet, Front Side Drawer, Doors - Add 28" Sink, Faucet 33" tall - No charge	Sink Left	AS51L		
	Sink Right	AS51R		
63" Side Delivery Cabinet, 32" Pencil Drawer, Doors, 33" tall	No Sink	ASPDLNS		
		ASPDNRNS		
63" Side Delivery Cabinet, 32" Pencil Drawer, Doors - Add 28" Sink, Faucet 33" tall - No charge	Sink Left	ASPDL		
	Sink Right	ASPDNR		
63" Side Cabinet, Front Side Drawer, Doors, 33" tall	No Sink	AS63FDLNS		
		AS63FDRNS		
63" Side Cabinet, Front Side Drawer, Doors, - Add 28" Sink, Faucet 33" tall - No charge	Sink Left	AS63FDL		
	Sink Right	AS63FDR		
33" Sink Cabinet, Front Door, 33" tall	Sink Left	AS33L		
	Sink Right	AS33R		
22" Sink Cabinet, 33" tall	Sink Center	AS22		
Glove/Paper Towel/Cup Dispenser	N/A	AGTC		

STEP 2 - SELECT YOUR COLORS	Retail
Please see page 94 for links to view the available Allure colors on our website	INCLUDED

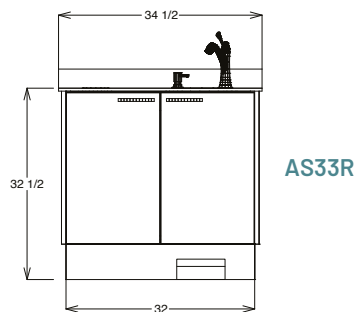
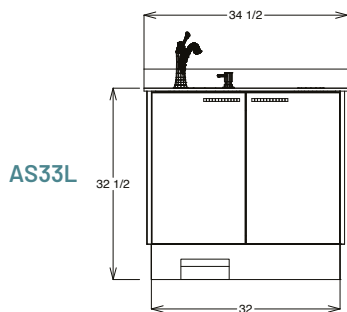
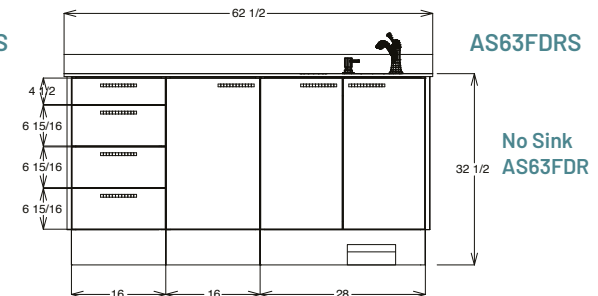
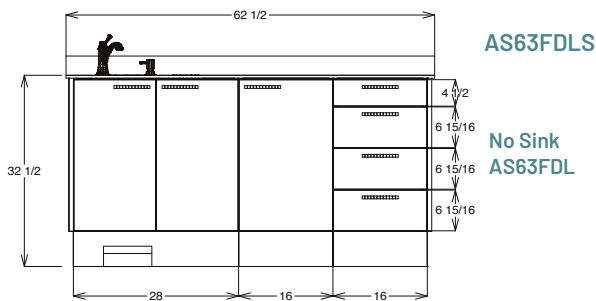
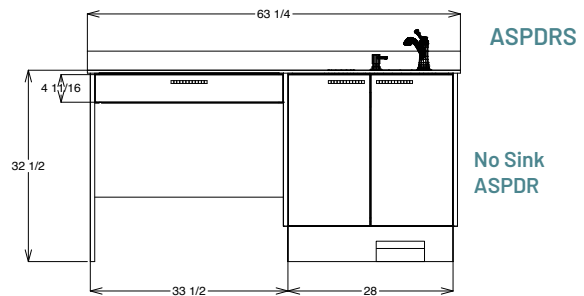
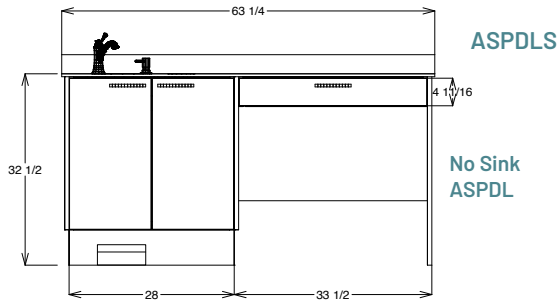
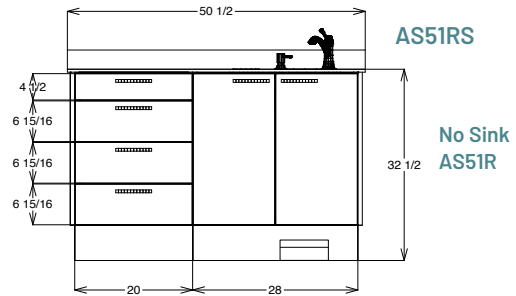
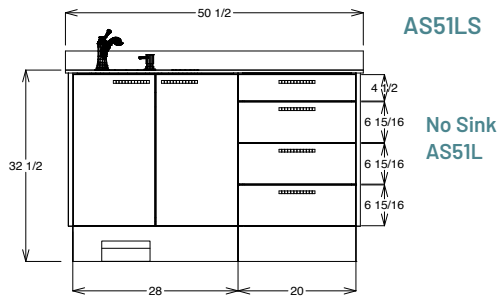
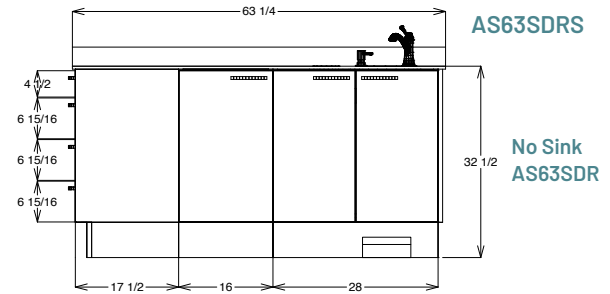
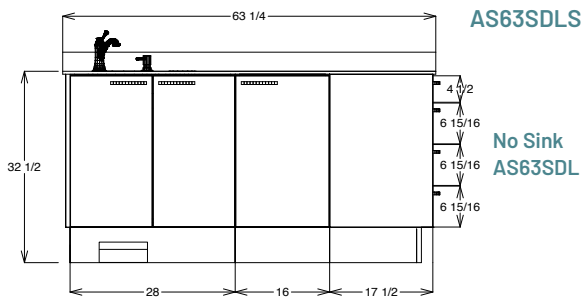
STANDARDS	Part Number	Retail	✓
Stainless Steel Sink	MP1R	N.C.	
Chrome Faucet & Soap Dispenser	MP3MP2K	N.C.	
Counter Waste With Pail	CWWP01	N.C.	
Waste Drop Receptacle, Bin and P-trap Extension (bags not included)	MPTN	N.C.	

OPTIONS	Part Number	Retail	✓
Upper Storage Cabinet H28" W16" Single Door	AUS16		
Upper Storage Cabinet H28" W24" Double Door	AUS24		
Upper Storage Cabinet H28" W36" Double Door	AUS36		
Tapmaster Hands Free Water Activation System	AMP1750		
HPDE subbase for enhance durability with leveling legs	—		
HPDE subbase for enhance durability with leveling legs for ASPD, AS22 and AS33	—		

TOTAL \$	
-----------------	--

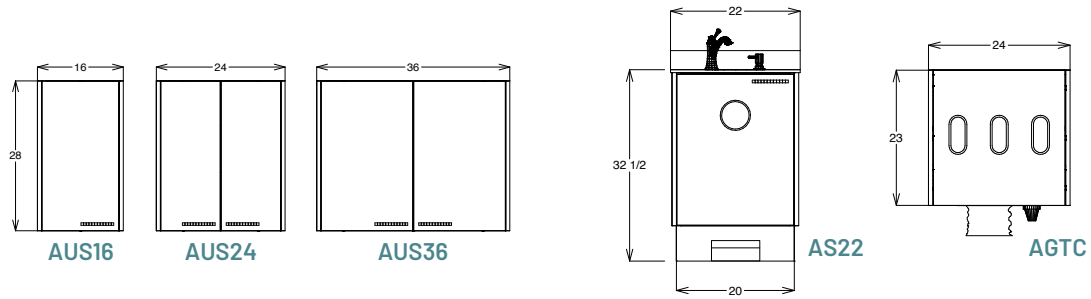
ALLURE COLLECTION

Side Cabinets Measurements

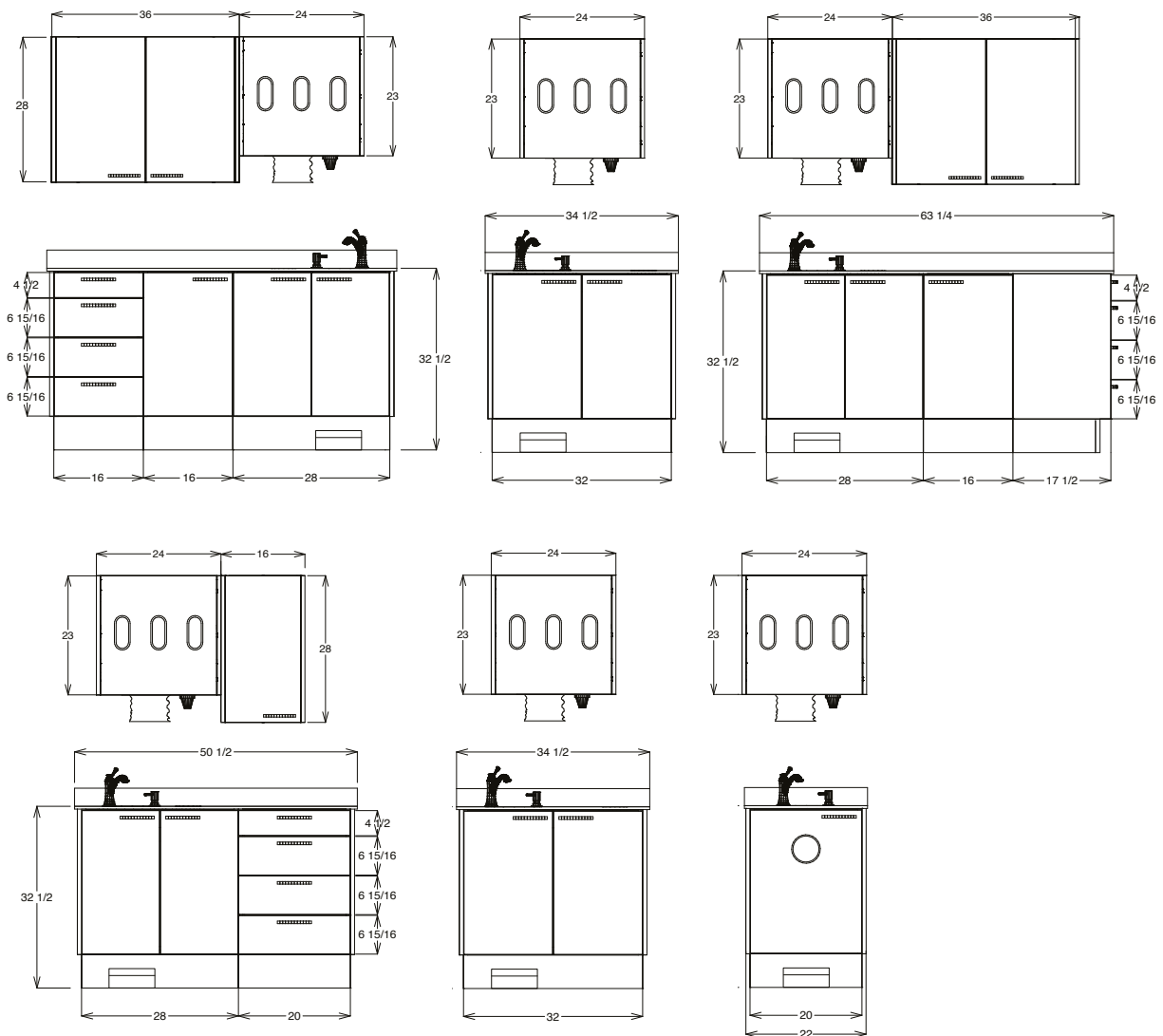


ALLURE COLLECTION



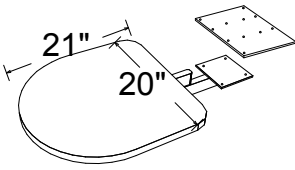
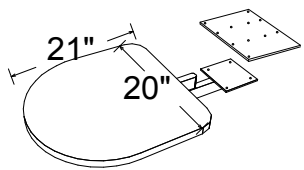

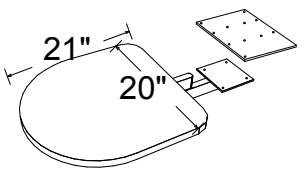

Cabinets Measurements



Side Cabinets Lower with Uppers Combinations (samples only)



ALLURE COLLECTION
Rear Cabinets Control Options - Controls are not sold separately.

MIDDLE LOWER CONTROL OPTIONS		Part Number	Retail
<p>Under Surface 3-HP Automatic Control with Vacuum Package and Clean Water, 2-HVE, 1-SE and Air/Water Regulators (for ARML0EM36)</p> 	MC3250*		
<p>Under Surface Vacuum Package with Clean Water, 2-HVE, 1-SE and air regulator (for ARML0EM36)</p> 	MC5150*		
<p>Arm Assembly with Floating Work Surface and Mounting Plate (for ARMLBFD36), Control Not Included</p> 	MDLAASS		
<p>MC3250* Control with Arm Assembly, Floating Work Surface and Mounting Plate (for ARMLBFD36)</p>  	MC3250FL*		
<p>MC5150* Vacuum Package with Arm Assembly, Floating Work Surface and Mounting Plate (for ARMLBFD36)</p>  	MC5150FL*		



*** CALIFORNIA PROP 65 WARNING:** This product can expose you to chemicals including lead which is known to the State of California to cause cancer and birth defects or other reproductive harm. For more information go to www.P65Warnings.ca.gov. Note: Product deemed drinking water safe under NSF 61.372

ALLURE Center Islands

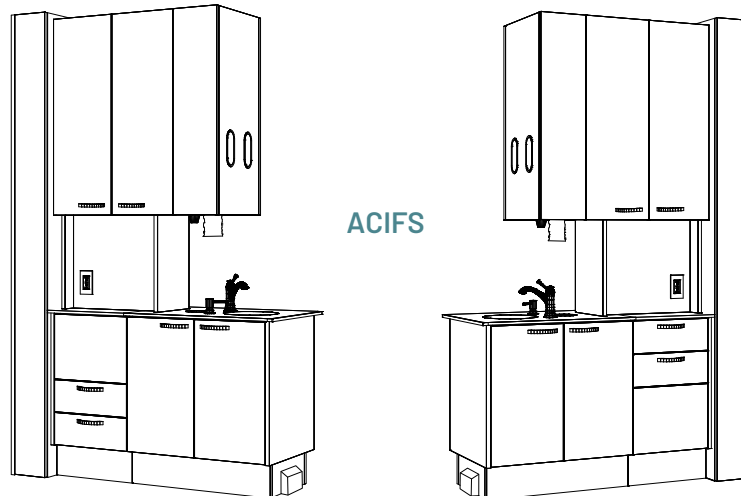
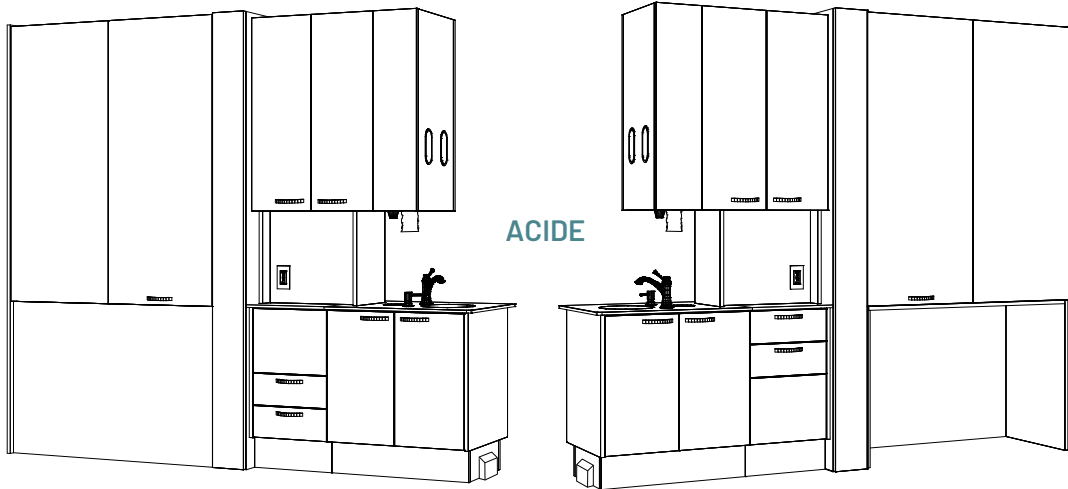
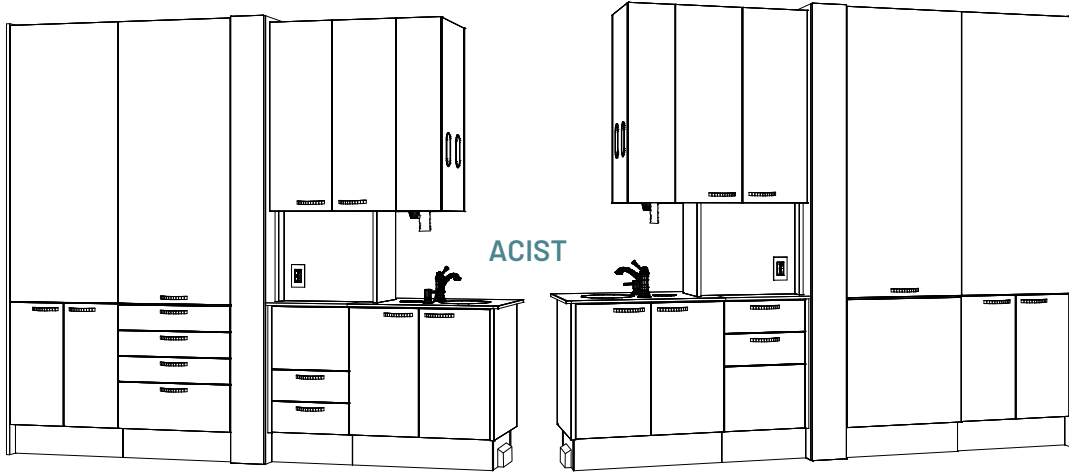


General Features

- Solid surface countertop
- PVC edging
- 5" brushed metal handles
- 3 configuration options
- Under mounted stainless steel sink with Solid Surface only
- Hardware and plumbing fixtures included
- Tapmaster Hands Free Water Activation System
- 2 medical grade electrical outlets
- Soft-close drawers
- 155° soft-close hinges
- Subbase in stainless steel laminate with marine grade plywood substrate with leveling legs (optional HDPE for enhance durability)
- 10-year Warranty



ALLURE COLLECTION Center Island Cabinets



ALLURE COLLECTION

Center Island Cabinets

STEP 1 - SELECT YOUR CENTER ISLAND CABINET	Part Number	Retail	✓
Center Island 48" Bi-Fold Doors, Pass Through X-Ray Storage, Storage Lower	ACIST		
Center Island 48" Bi-Fold Doors, Pass Through X-Ray Storage, Delivery Lower	ACIDE		
Center Island Front Section Only	ACIFS		

STEP 2 - SELECT YOUR LOWER MODULE	Part Number	Retail	✓
Center Island for Left Delivery	AIDL	N.C.	
Center Island for Right Delivery	AIDR	N.C.	

STEP 3 - SELECT YOUR COLORS	Retail
Please see page 94 for links to view the available Allure colors on our website	INCLUDED

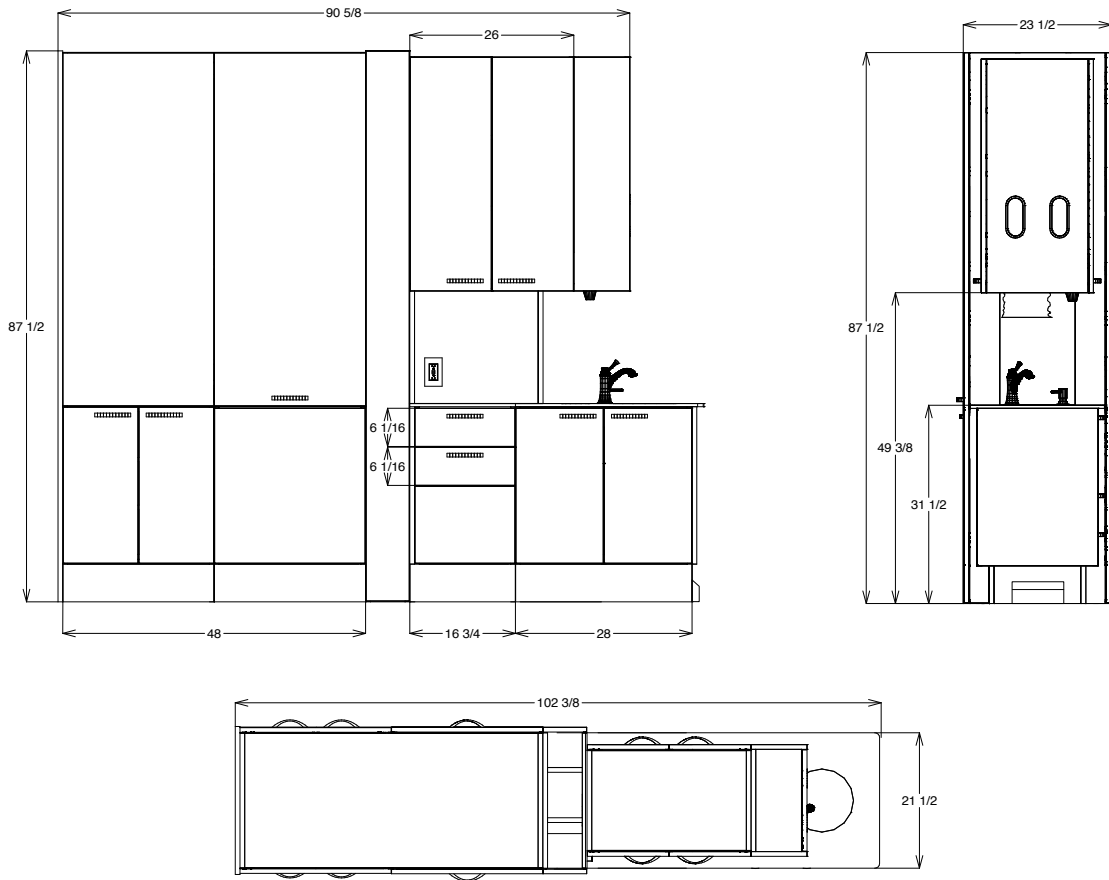
STANDARDS	Part Number	Retail	✓
Glove, Cup and Paper Towel Dispenser	12B6D	N.C.	
Under Counter Mounted Stainless Steel Sink	MPIR	N.C.	
Chrome Faucet and Soap Dispenser	MP3MP2K	N.C.	
Counter Waste With Pail	CWWP01	N.C.	
Tapmaster Hands Free Water Activation System	AMP1750	N.C.	

OPTIONS	Part Number	Retail	✓
HPDE subbase for enhance durability with leveling legs for ACIST	—		
HPDE subbase for enhance durability with leveling legs for ACIDE and ACIFS	—		

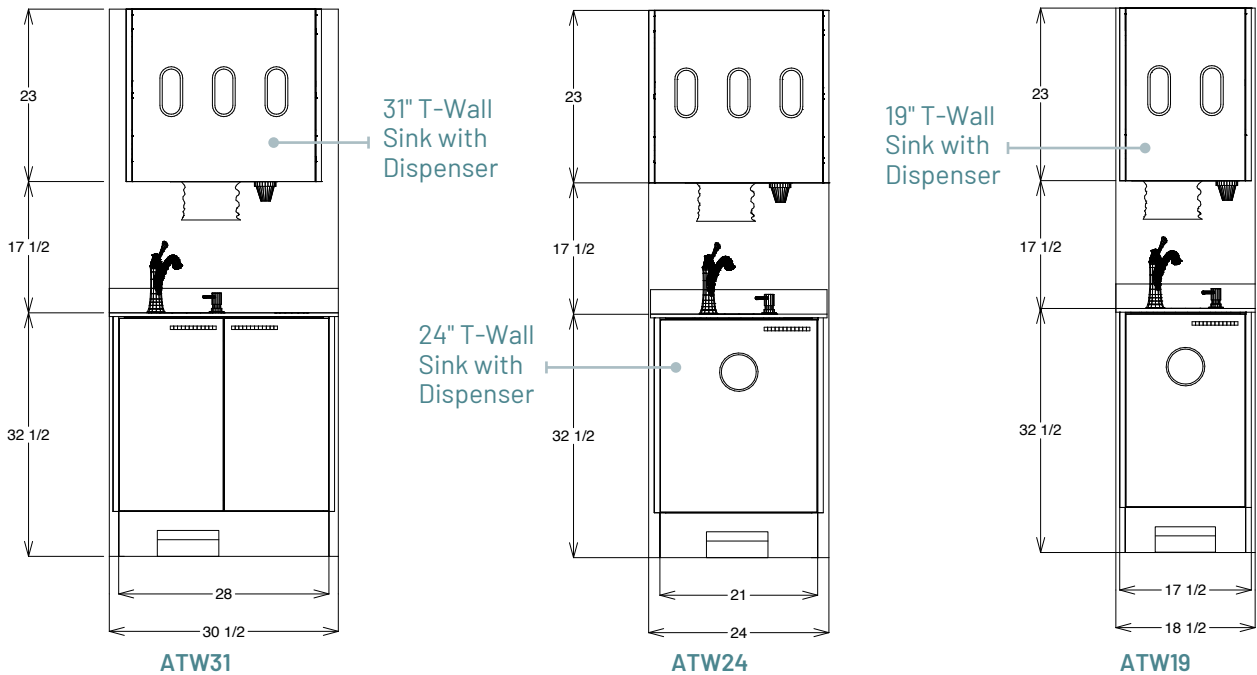
TOTAL \$	
-----------------	--



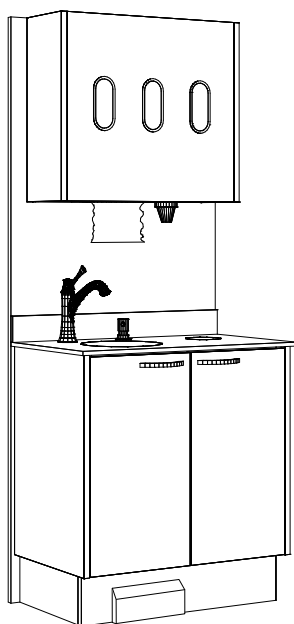
ALLURE COLLECTION Center Island Measurements



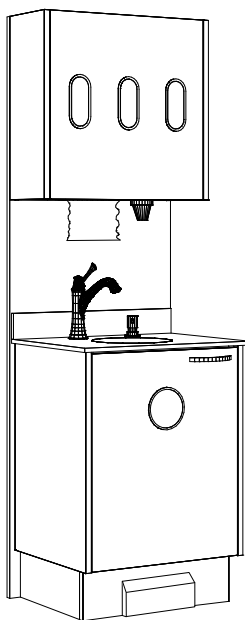
ALLURE COLLECTION T-wall Measurements




ALLURE COLLECTION T-Wall Cabinets



ATW31



ATW24



ATW19

STEP 1 - SELECT YOUR SIDE CABINET		Part Number	Retail	✓
31" T-Wall Sink with dispenser	Waste Drop Left	ATW31L		
	Waste Drop Right	ATW31R		
24" T-Wall Sink with dispenser		ATW24		
19" T-Wall Sink with dispenser		ATW19		

STEP 2 - SELECT YOUR T-WALL CABINET		Part Number	Retail	✓
Under Counter Mounted Stainless Steel Sink		MP1R	N.C.	
Chrome Faucet & Soap Dispenser		MP3MP2K	N.C.	
Tapmaster Hands Free Water Activation System		AMP1750		

STEP 3 - SELECT YOUR COLORS		Retail
Please see page 94 for links to view the available Allure colors on our website		INCLUDED

OPTIONS		Part Number	Retail	✓
HPDE subbase for enhance durability with leveling legs		—		

TOTAL \$	
-----------------	--


ALLURE COLLECTION Pediatric Bench



General Features

- Designed specifically for the Pediatric Dental Practice
- Optional Doctor/Assistant Control
- 5" brushed metal handles
- Multiple laminate colors selection • PVC edging
- Soft-close doors and drawers
- Subbase in stainless steel laminate with marine grade plywood substrate with leveling legs (optional HDPE for enhance durability)
- 10-year Warranty

STEP 1 - SELECT YOUR PEDIATRIC BENCH	Part Number	Retail	✓
Pediatric Bench with upholstery (black only)	APED0BSM		

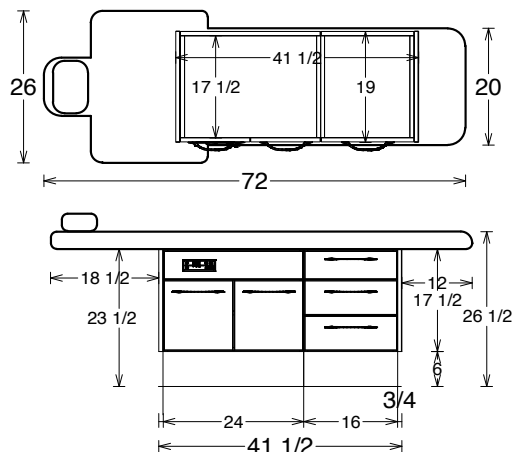
STEP 2 - SELECT YOUR CONTROL/VACUUM	Part Number	Retail	✓
2-HP Automatic Control with AW Syringe, Dual Folding Arms, Vacuum (1-HVE, 1-SE) and AW Syringe, Wall Mount Clean Water, air only regulator	MC2200P*		
Fiber-Optic System for One Hand piece, 5 Hole	MC1HPFO*		
6 Pin Fiber-Optic System for One Hand piece 	MC1HPFO-6*		
Assistant's only package with AW Syringe (1-HVE, 1-SE) with Folding Arms and Vacuum Utilities	MCPDVK2U*		
Clean Water	MCSCWM1*		
Additional Universal Autoclavable HVE position with tubing	MC1HVE*		
Routing Valve Kit with Water Shutoff & Regulator	MCRVK1*		

Note: Controls are not sold separately.

STEP 2 - SELECT YOUR LAMINATE COLOR	Retail
Please see page 94 for links to view the available Allure colors on our website	INCLUDED

OPTIONS	Part Number	Retail	✓
HPDE subbase for enhance durability with leveling legs	—		

TOTAL \$

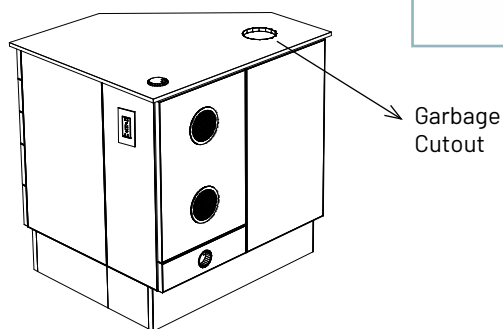
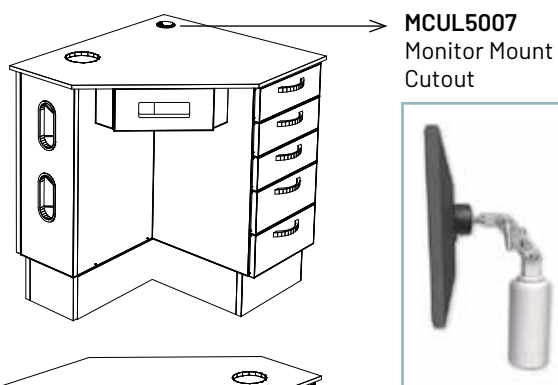
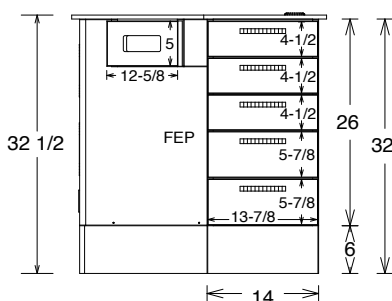
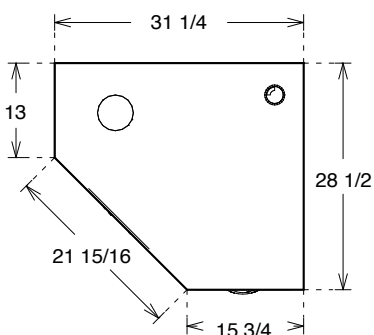


ALLURE COLLECTION Work Station



General Features





- Solid surface countertop
- 5" brushed metal handles
- PVC edging
- 5 Soft-close drawers
- Subbase in stainless steel laminate with marine grade plywood substrate with leveling legs (optional HDPE for enhance durability)
- Trash and monitor mount cutout
- 10-year Warranty



SEE NEXT PAGE >>

ALLURE COLLECTION

Work Station

STEP 1 - SELECT YOUR WORK STATION		Part Number	Retail	✓
Allure Work Station, with 5 Drawers and Glove Box Inserts, triangular shape		AWS3128		
GFI Duplex Outlet with BX Wire & Box		MP13GFIKT	Included	
Add Glove Dispensers			N.C.	
Add CPU Vents			N.C.	
STEP 3 - SELECT YOUR COLOURS		Retail		
Please see page 94 for links to view the available Allure colors on our website		INCLUDED		
OPTIONS		Part Number	Retail	✓
Monitor Mount		MCUL5007		
HPDE subbase for enhance durability with leveling legs		—		
Doctor/Assistant Control (see below)				
SELECT YOUR CONTROL/VACUUM		Part Number	Retail	✓
Work Station Under Surface Unit Control, 3HP Automatic:		MC2184BS*		
<ul style="list-style-type: none"> • Under Surface 3HP Automatic control with vacuum package and clean water, 2 HVE, 1 SE 				
Work Station Panel Mount Unit Control, 2HP Automatic:		MCT520PM*		
<ul style="list-style-type: none"> • 3-way air/water syringe, quick disconnect • Wet/dry foot control • Sterling 4-hole Midwest-type HP tubing • Routing valve kit • Self contained (wall mount) clean water with gauge • 1.5 liter bottle includes shroud and mini regulator • Tradition Utility Center with 10' umbilical, valves, and regulator housing and cover 				
MCT520PM OPTIONS*:				
Fiber-optic system for 1 hand piece, 5 Hole		MC1HPFO		
6 pin Fiber-optic system for 1 hand piece		MC1HPFO-6		
				
Fiber-optic system for 2 hand pieces with tubing, and lamps, 5 Hole		MC2HPFO		
6 pin Fiber-optic system for 2 hand pieces with tubing		MC2HPFO-6		
VACUUM PACKAGE		MCVK1PK*		
<ul style="list-style-type: none"> • 1 universal HVE and 1 SE (both include 5" tubing) • 1 vacuum trap with solids collector • 2 holders/hangers and dual bar 				
TOTAL \$				

Note: Controls are not sold separately.

For more information, contact MCC at 1-800-388-6236 or visit www.mccdental.com

ALLURE Sterilization Centers

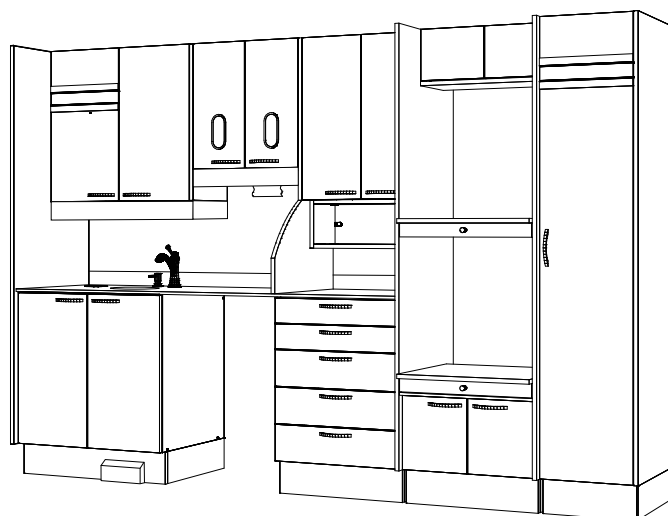


General Features

- Solid surface countertop
- Red (dirty) and Blue (clean) colored glass indicators
- 4 separate areas for receiving, preparation, sterilization and clean
- 5" brushed metal handles
- PVC edging
- Soft-close doors and drawers
- 4 HDPE towers option to choose from (pg 26)
- Towers' solid surface pullout autoclave shelves holds up to 200 lbs.
- Subbase in stainless steel laminate with marine grade plywood substrate with leveling legs (optional HDPE for enhance durability)
- 10-year Warranty



ALLURE COLLECTION AST10



Total length 123"

ALLURE 10' STERILIZATION CENTER		Part Number	Retail	✓
With OPTIONAL Ultrasonic Drop Down One Door Storage Cabinet (see pg. 81)		ASTDD10	N.C.	
With OPTIONAL 2 Doors Storage Cabinet (see pg. 81)		ASTS10	N.C.	
Sink, Countertop Waste Drop Module 36"W x 32"H (See page 105 for options)		-	INCLUDED	
Receiving & Cleaning Upper 2 Doors Module 32"W x 30"H with Red Indicator		-	INCLUDED	
Upper 2 Doors Module w/Glove & Towel 22-1/2"W x 24"H		-	INCLUDED	
Wrapping Station Module with 2 Doors 5 Drawers 24"W		-	INCLUDED	
Sterilization Tower 25"W (ATWR1 - Please see below for more choices)		ATWR1	INCLUDED	
Sterile Storage Module 1 Door with Blue Indicator 16"W		-	INCLUDED	
Tapmaster Hands Free Water Activation System		AMP1750		
Reverse Configuration Available. Please specify AST10R <input type="checkbox"/>		AST10		

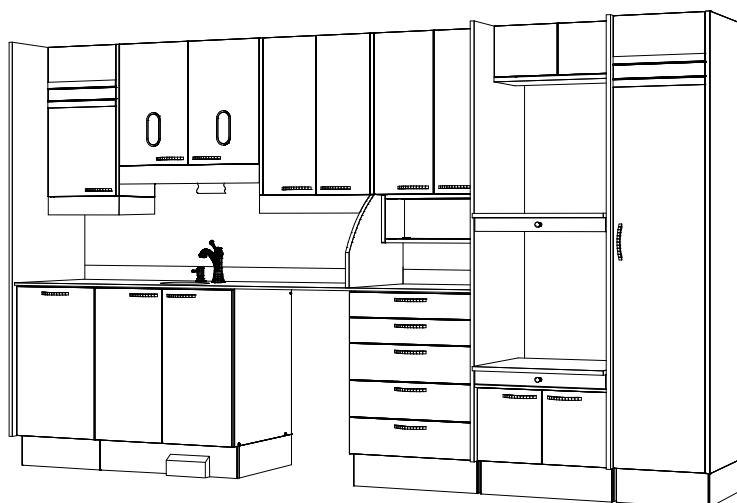
SELECT YOUR STERI TOWER <small>(see bottom pg26)</small>		Part Number	Retail	✓
Tower 1 - Holds 2 Small Washer Units. Solid surface pull-outs.		ATWR1	INCLUDED	
Tower 2 - Holds 2 Sterilizers 1 Statim. Solid surface pull-outs.		ATWR2	N.C.	
Tower 3 - Holds 2 Sterilizers 1 Statim. Solid surface pull-outs.		ATWR3	N.C.	
Tower 4 - Holds 2 Sterilizers. Solid surface pull-outs.		ATWR4	N.C.	

SELECT YOUR COLORS		Retail
Please see page 94 for links to view the available Allure colors on our website		INCLUDED

OPTIONS		Part Number	Retail	✓
HPDE subbase for enhance durability with leveling legs		-		
Task Lights LED		MPTL24LH-MPTL12LH		

TOTAL \$	
-----------------	--

ALLURE COLLECTION AST12



Total length 139"

ALLURE 12' STERILIZATION CENTER	Part Number	Retail	✓
With OPTIONAL Ultrasonic Drop Down 2 Doors Storage Cabinet (see pg. 81)	ASTDD12	N.C.	
With OPTIONAL 2 Doors Storage Cabinet (see pg. 81)	ASTS12	N.C.	
Waste Module with Pullout Dual Bin 18"W x 36"H (See page 105 for options)	-	INCLUDED	
Sink Module 30"W x 36"H	-	INCLUDED	
Receiving & Cleaning Upper Door Module with Red Indicator 16"W x 30"H	-	INCLUDED	
Upper 2 Doors Module w/Glove & Towel 22-1/2"W x 24"H	-	INCLUDED	
Receiving & Cleaning Upper 2 Doors Module 23"W x 30"H	-	INCLUDED	
Wrapping Station Module with 2 Doors 5 Drawers Storage 24"W	-	INCLUDED	
Sterilization Tower 25"W (ATWR1 - Please see below for more choices)	ATWR1	INCLUDED	
Sterile Storage Module 1 Door with Blue Indicator 16"W	-	INCLUDED	
Tapmaster Hands Free Water Activation System	AMP1750		
Reverse Configuration Available. Please specify AST12R <input type="checkbox"/>	AST12		

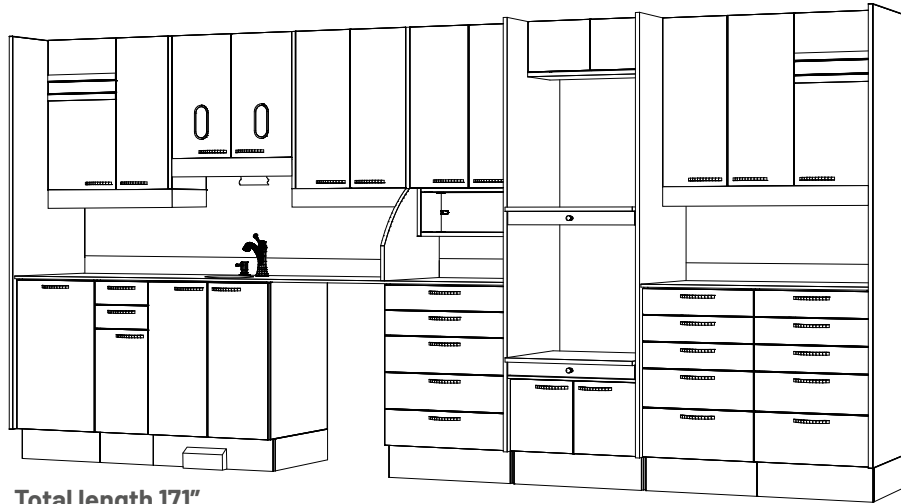
SELECT YOUR STERI TOWER (see bottom pg26)	Part Number	Retail	✓
Tower 1 - Holds 2 Small Washer Units. Solid surface pull-outs.	ATWR1	INCLUDED	
Tower 2 - Holds 2 Sterilizers 1 Statim. Solid surface pull-outs.	ATWR2	N.C.	
Tower 3 - Holds 2 Sterilizers 1 Statim. Solid surface pull-outs.	ATWR3	N.C.	
Tower 4 - Holds 2 Sterilizers. Solid surface pull-outs.	ATWR4	N.C.	

SELECT YOUR COLORS	Retail
Please see page 94 for links to view the available Allure colors on our website	INCLUDED

OPTIONS	Part Number	Retail	✓
HPDE subbase for enhance durability with leveling legs	-		
Task Lights LED	MPTL24LH-MPTL12LH		

TOTAL \$	
-----------------	--

ALLURE COLLECTION
AST14



Total length 171"

ALLURE 14' STERILIZATION CENTER	Part Number	Retail	✓
With OPTIONAL Ultrasonic Drop Down 2 Doors Storage Cabinet (see pg. 81)	ASTDD14	N.C.	
With OPTIONAL 2 Doors Storage Cabinet (see pg. 81)	ASTS14	N.C.	
Waste Module with Pullout Dual Bin 18"W x 36"H (See page 105 for options)	-	INCLUDED	
Lower Storage Module 2 Drawers 1 Door 12"W x 36"H	-	INCLUDED	
Sink Module 26"W x 36"H	-	INCLUDED	
Receiving & Cleaning Upper 2 Doors Module 28"W x 30"H with Red Indicator	-	INCLUDED	
Upper 2 Doors Module w/Glove & Towel 26"W x 24"H	-	INCLUDED	
Receiving & Cleaning Upper 2 Doors Module 24"W x 30"H	-	INCLUDED	
Wrapping Station Module with 2 Doors 5 Drawers Storage 24"W	-	INCLUDED	
Sterilization Tower 25"W (ATWR1 - Please see below for more choices)	ATWR1	INCLUDED	
Sterile Clean Storage Module 3 Doors 10 Drawers 40"W with Blue Indicator	-	INCLUDED	
Tapmaster Hands Free Water Activation System	AMP1750		
Reverse Configuration Available. Please specify AST14R <input type="checkbox"/>	AST14		

SELECT YOUR STERI TOWER (see bottom pg26)	Part Number	Retail	✓
Tower 1 - Holds 2 Small Washer Units. Solid surface pull-outs.	ATWR1	INCLUDED	
Tower 2 - Holds 2 Sterilizers 1 Statim. Solid surface pull-outs.	ATWR2	N.C.	
Tower 3 - Holds 2 Sterilizers 1 Statim. Solid surface pull-outs.	ATWR3	N.C.	
Tower 4 - Holds 2 Sterilizers. Solid surface pull-outs.	ATWR4	N.C.	

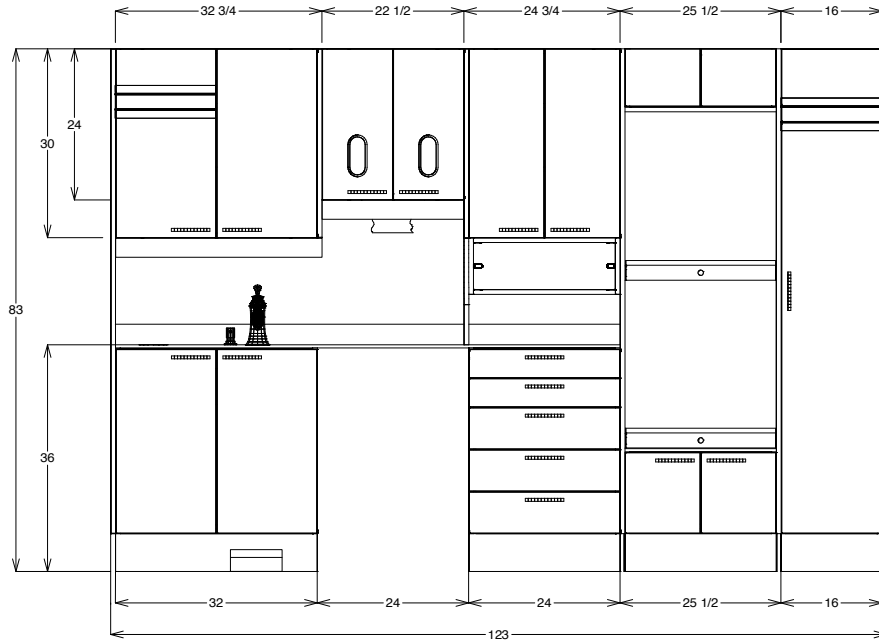
SELECT YOUR COLORS	Retail
Please see page 94 for links to view the available Allure colors on our website	INCLUDED

OPTIONS	Part Number	Retail	✓
HPDE subbase for enhance durability with leveling legs	-		
Task Lights LED	MPTL24LH-MPTL12LH		

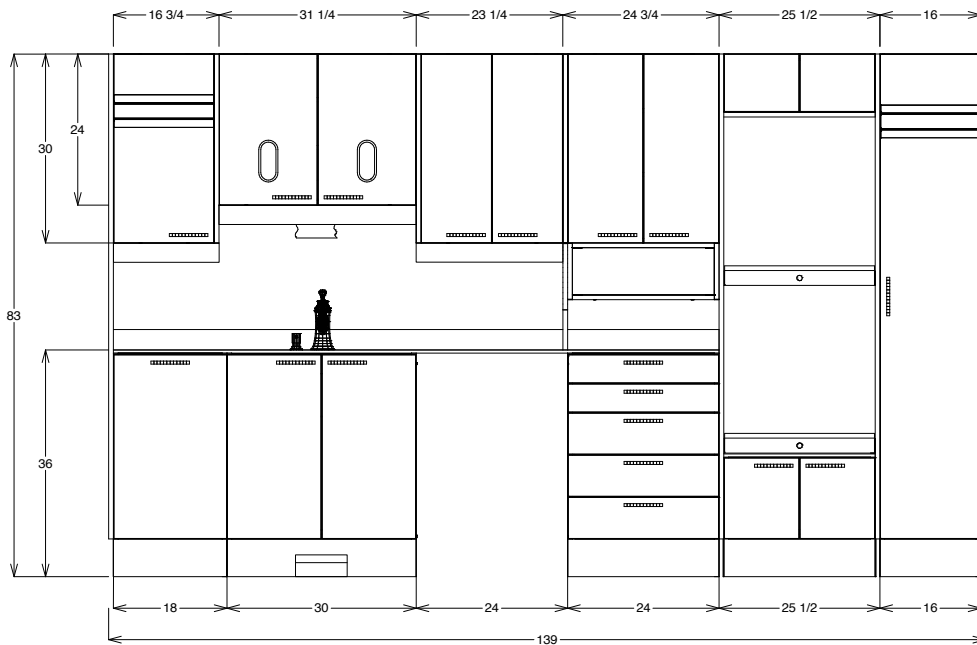
TOTAL \$	
-----------------	--

ALLURE COLLECTION

Sterilization Centers Measurements

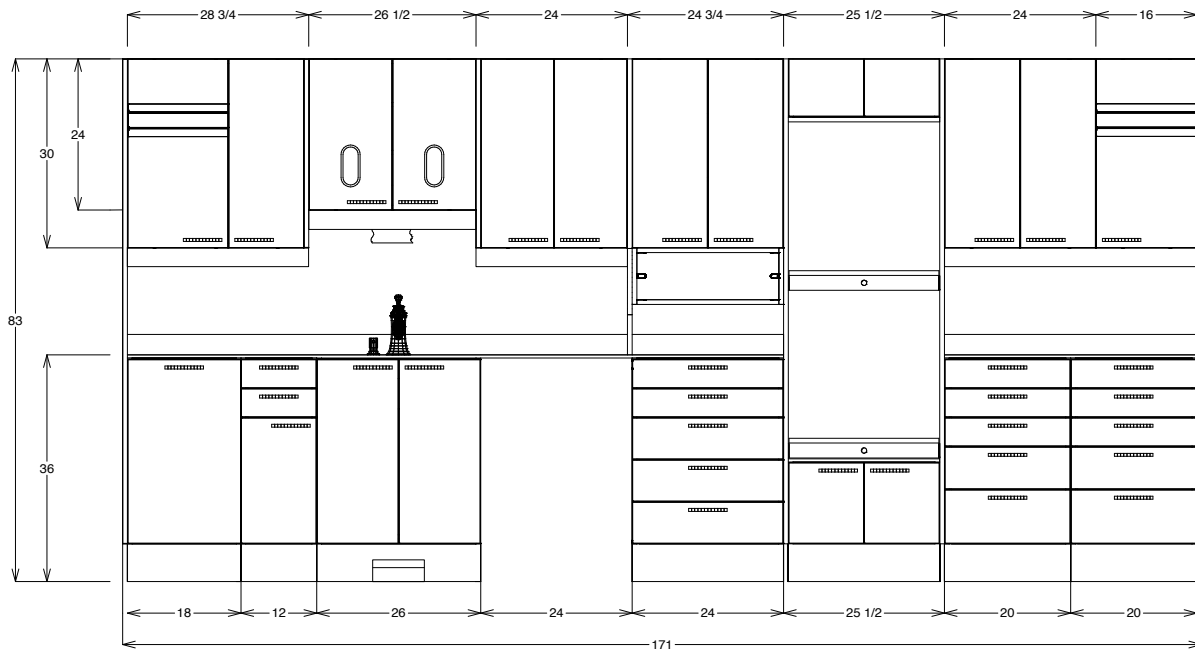


AST10



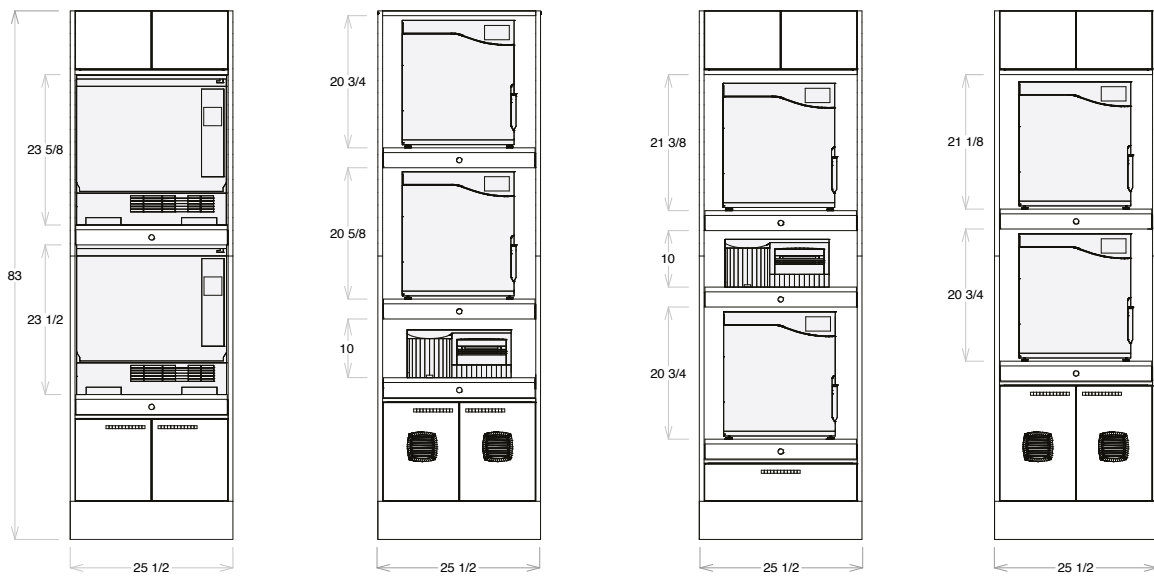
AST12

ALLURE COLLECTION Sterilization Centers Measurements



AST14

TOWER OPTIONS



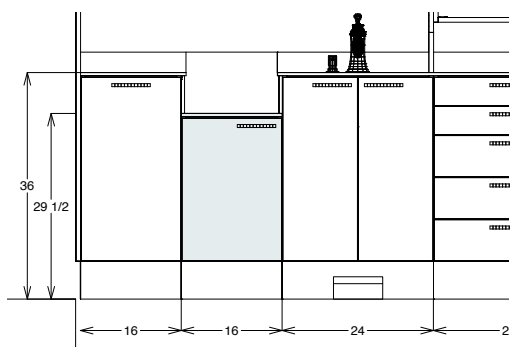
ATWR1

ATWR2

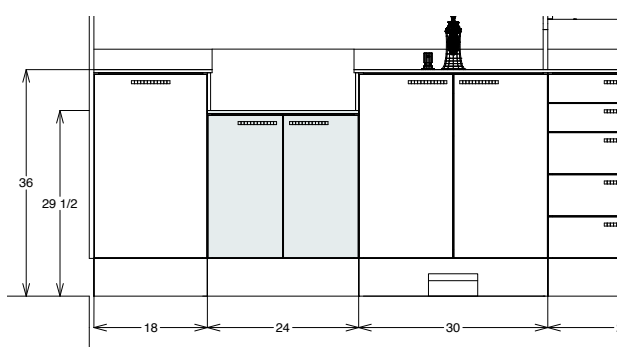
ATWR3

ATWR4

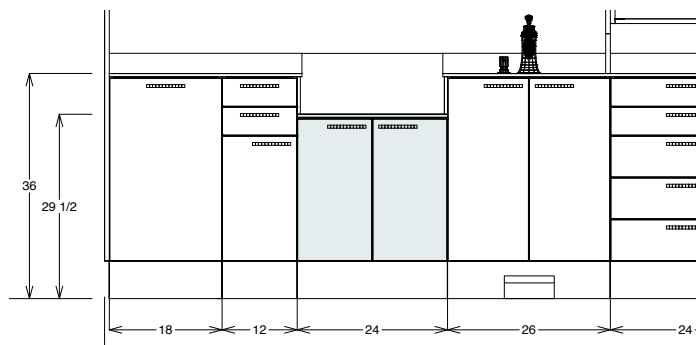
ALLURE COLLECTION Sterilization Centers with Ultrasonic Drop Down Option



ASTDD10

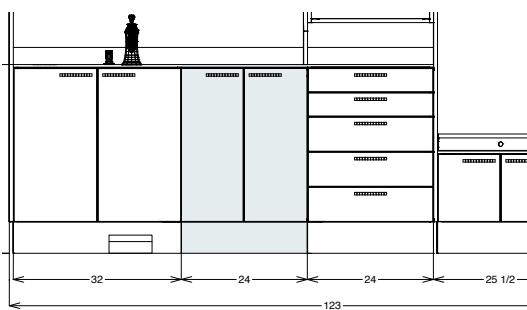


ASTDD12

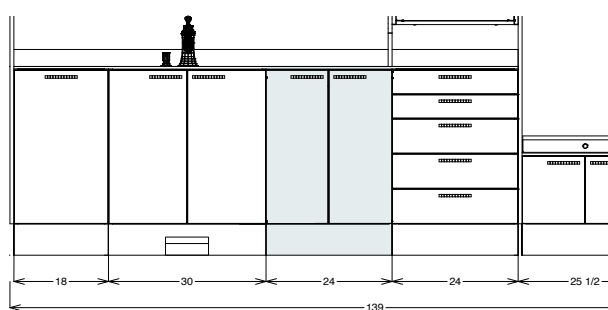


ASTDD14

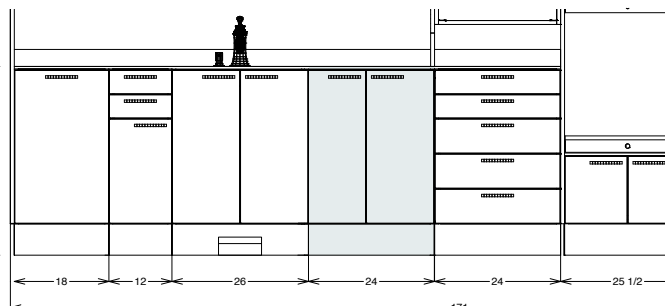
ALLURE COLLECTION Sterilization Centers with Storage Option



ASTS10



ASTS12



ASTS14

TAILORED SOLUTIONS FOR YOUR DENTAL PRACTICE

CUSTOM M2M PHOTO GALLERY



TAILORED SOLUTIONS FOR YOUR DENTAL PRACTICE


M2M CUSTOM BUILD CABINETS



No two offices are alike.

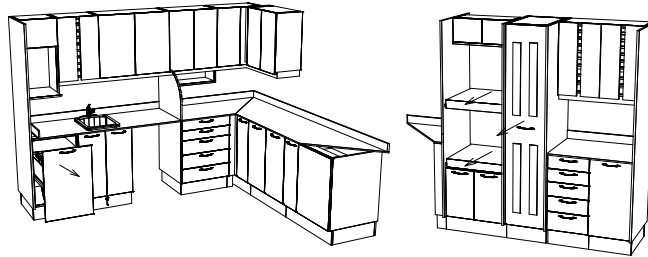
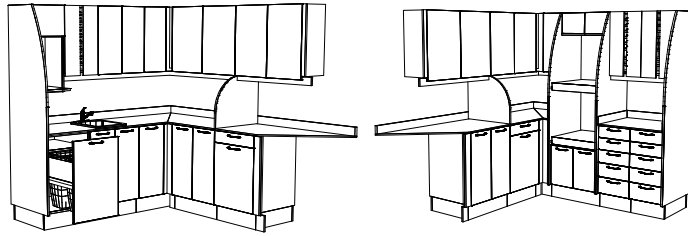
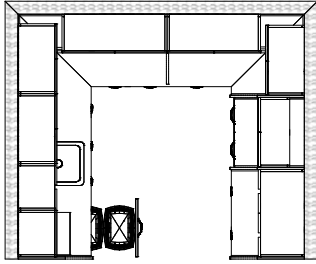
That's why it's important for practices to choose their **custom cabinets** to match his or her unique workflow and space. **Custom cabinets** are a cost-effective way to guarantee the perfect solution for having all the instruments and equipment close at hand and in just the right place.

At MCC, we strive to maximize the functionality of our **custom cabinets**, according to your needs and requirements. Our **custom cabinets** are professionally designed by CDC & IPAC standards.

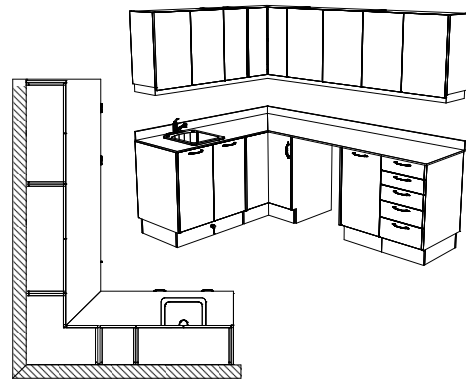
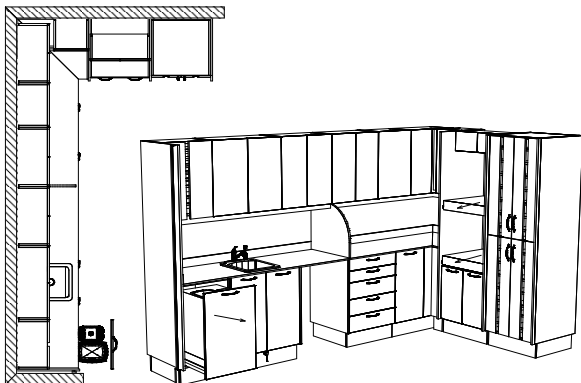


M2M Custom U-shaped Sterilization Centers

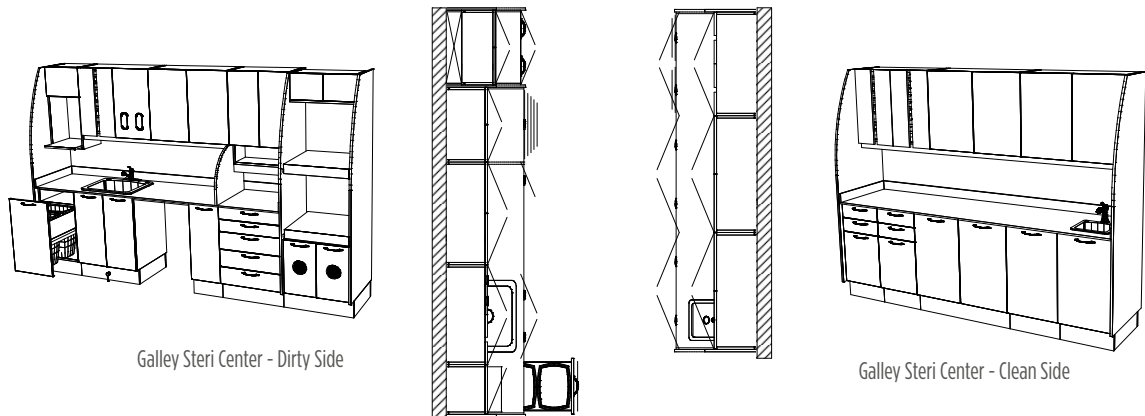
When space in a dental practice is limited, U-shaped and L-shaped sterilization centers are the perfect solution; they enable the designing and configuration of the cabinetry to align with the workflow of your space and needs. Our designs follow CDC/IPAC standards guidelines.



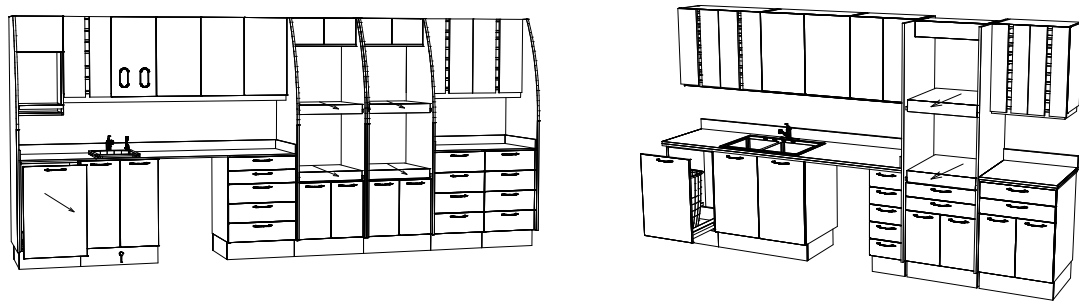
M2M Custom L-shaped Sterilization Centers



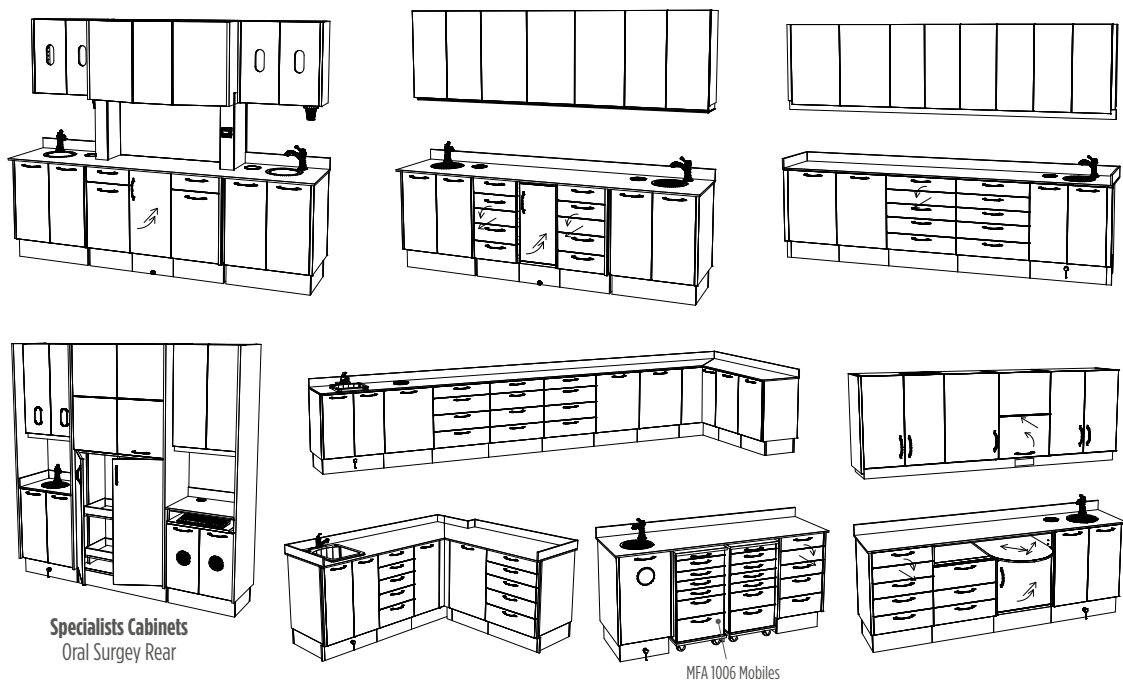
M2M Custom Galley Sterilization Centers



M2M Custom Sterilization Centers



M2M Custom Rear and Side Cabinets



ORTHO MOBILES



NEW! ORTHO Mobiles are now Available in (HDPE) Antimicrobial High Density Polymer

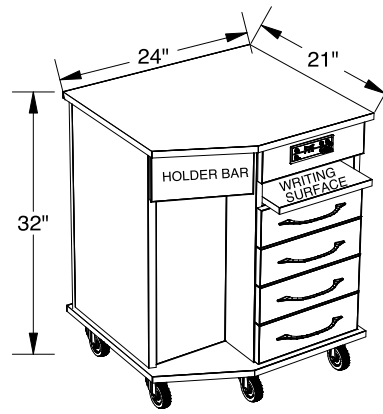


ORTHO MOBILES COLLECTION

MFO2421 (24"x 21")

STANDARD FEATURES

- Slide out shelf for mini keyboard or writing shelf
- Soft close full extension drawers
- 2 hand piece automatic control with air/water syringe MCT520PM
- MCVK1PK Asst. Vacuum Kit (1-SE, 1-HVE and holders)
- Self contained clean water system with wall mount and gauge (1.5litre bottle)
- Complete Utility center with housing and cover and routing valve kit
- Rear access door • Sturdy rubber casters
- Available in all MCC Standard laminate colors and HDPE



See Vacuum Options on page 102 and Control Options on page 101

MFO2421 PRICING/OPTIONS - LAMINATE

Cabinet	Laminate Top	CRN Top	Select
MFO2421			<input type="checkbox"/>
MFO2421CRN			<input type="checkbox"/>
MFBB5 Fixed Base (5" high)			<input type="checkbox"/>
MCLTU51 Laptop Mount			<input type="checkbox"/>
MPI3MG Medical Grade Power Strip			<input type="checkbox"/>

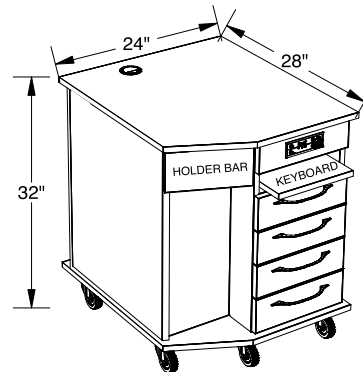
MFO2421 PRICING/OPTIONS - HDPE

Cabinet	Laminate Top	CRN Top	Select
MFO2421AX			<input type="checkbox"/>
MFO2421AXCRN			<input type="checkbox"/>
MFBB5 Fixed Base (5" high)			<input type="checkbox"/>
MCLTU51 Laptop Mount			<input type="checkbox"/>
MPI3MG Medical Grade Power Strip			<input type="checkbox"/>

MFO2428 (24"x 28")

STANDARD FEATURES

- Slide out shelf for mini keyboard or writing shelf
- Soft close full extension drawers
- 2 hand piece automatic control with air/water syringe MCT520PM
- MCVK1PK Asst. Vacuum Kit (1-SE, 1-HVE and holders)
- Self contained clean water system with wall mount and gauge (1.5litre bottle)
- Complete Utility center with housing and cover and routing valve kit
- Dedicated computer storage with ventilation and medical grade power strip
- Rear access door • Sturdy rubber casters
- Available in all MCC Standard laminate colors and HDPE



See Vacuum Options on page 102 and Control Options on page 101



MFO2428 PRICING/OPTIONS - LAMINATE

Cabinet	Laminate Top	CRN Top	Select
MFO2428			<input type="checkbox"/>
MFO2428CRN			<input type="checkbox"/>
MFBB5 Fixed Base (5" high)			<input type="checkbox"/>
MCLTU51 Laptop Mount			<input type="checkbox"/>
MCUL5007 Monitor Mount			<input type="checkbox"/>
MCULD7K1Z Monitor Mount with 12" Keyboard Tray			<input type="checkbox"/>
MPI3MG Medical Grade Power Strip			<input type="checkbox"/>

MFO2428 PRICING/OPTIONS - HDPE

Cabinet	Laminate Top	CRN Top	Select
MFO2428AX			<input type="checkbox"/>
MFO2428AXCRN			<input type="checkbox"/>
MFBB5 Fixed Base (5" high)			<input type="checkbox"/>
MCLTU51 Laptop Mount			<input type="checkbox"/>
MCUL5007 Monitor Mount			<input type="checkbox"/>
MCULD7K1Z Monitor Mount with 12" Keyboard Tray			<input type="checkbox"/>
MPI3MG Medical Grade Power Strip			<input type="checkbox"/>

MOBILE CARTS



**CUSTOM
MOBILES
AVAILABLE**

Call Us Today!



**NEW! 1000 Series Mobiles are now Available
in (HDPE) Antimicrobial High Density Polymer**

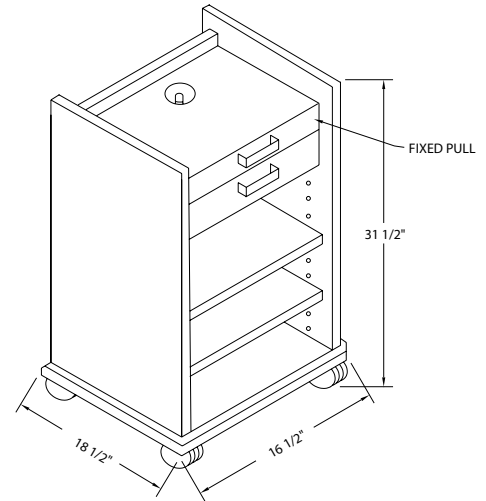
**Inhibits
99.99%
of
Microbial
GROWTH**

MOBILES COLLECTION - PROMOTIONAL

MC553SP • UTILITY MOBILE

STANDARD FEATURES

- One (1) instrument drawer
- Two (2) adjustable shelves
- Rear notched shelves for electrical cord exit
- Accommodates a variety of dental equipment
- PVC edging
- 16.5" wide, 18.5" deep, 31.5" high
- Shelf width 14.5" I.D.
- Three standard colors only for vertical and top surfaces: Folkstone, Surf & Snow White



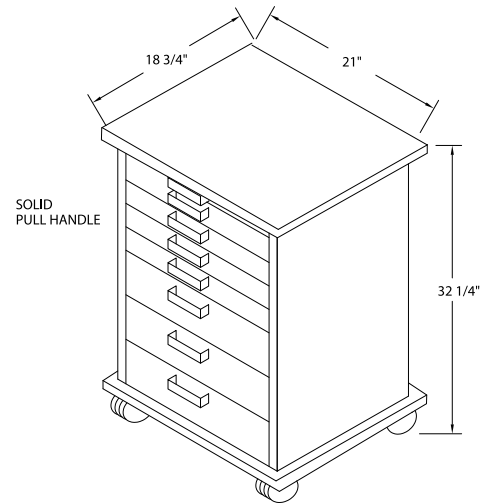
MC553SP PRICING

Cabinet - Laminate Top	Retail	Select
MC553SP		<input type="checkbox"/>

MFB210SP • DOCTOR'S MOBILE

STANDARD FEATURES


- Four (4) instrument drawers
- Three (3) storage drawers
- PVC edging
- 21" wide, 18.75" deep, 32.25" high
- Three standard colors only for vertical and top surfaces: Folkstone, Surf & Snow White



MFB210SP PRICING

Cabinet - Laminate Top	Retail	Select
MFB210SP		<input type="checkbox"/>


Promotional Mobiles are available in 3 Laminate Colors only:



White • 949-58



Folkstone • 927-58

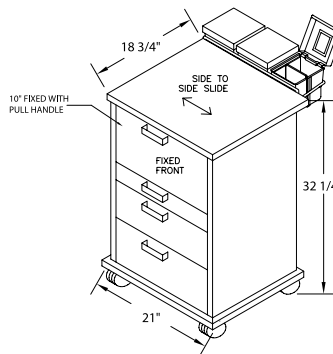
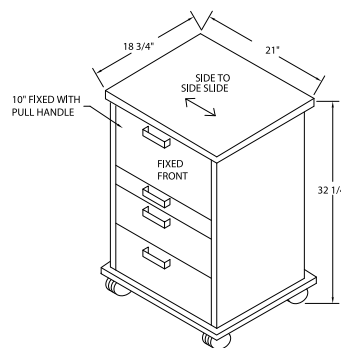


Surf (Crystal) • D388-60

MFB217 • ALABAMA MOBILE

STANDARD FEATURES

- One (1) instrument drawer
- Two (2) storage drawers
- Sliding countertop (side-side or front-back)
- Fixed amalgamator well; power bar
- PVC edging
- 21" wide, 18.75" deep, 32.25" high
- Three standard colors only for vertical and top surfaces: Folkstone, Surf & Snow White



FB217 PRICING/OPTIONS

Cabinet	Top Direction	Retail	Select
MFB217SS	Side to Side		<input type="checkbox"/>
MFB217FB	Front to Back		<input type="checkbox"/>

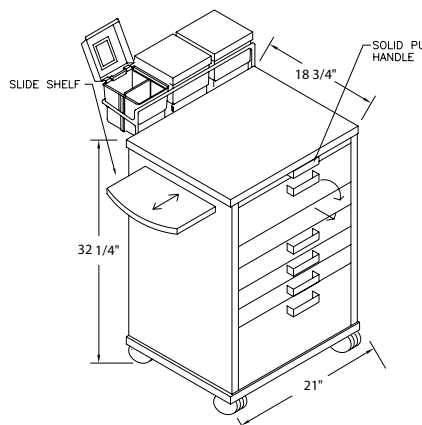
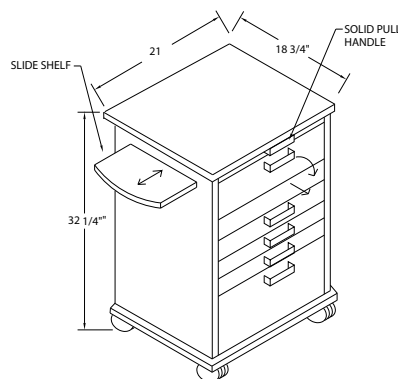
Same features as MB217SS above, includes MB20 storage organizer.

Cabinet	Top Direction	Retail	Select
MFB217SSPK	Side to Side Only		<input type="checkbox"/>

MFB218 • NORTH CAROLINA MOBILE

STANDARD FEATURES

- Three (3) instrument drawers
- One (1) storage drawer
- Pullout amalgamator drawer with drop leaf door
- Sliding side shelf (specify right side or left side)
- PVC edging
- 21" wide, 18.75" deep, 32.25" high
- Three standard colors only for vertical and top surfaces: Folkstone, Surf & Snow White



MFB218 PRICING/OPTIONS

Cabinet	Top Direction	Retail	Select
MFB218LT	Left Pullout		<input type="checkbox"/>
MFB218RT	Right Pullout		<input type="checkbox"/>

Same features as above, includes MB20 storage organizer.

Cabinet	Top Direction	Retail	Select
MFB218PKLT	Left Pullout with MB20		<input type="checkbox"/>
MFB218PKRT	Right Pullout with MB20		<input type="checkbox"/>

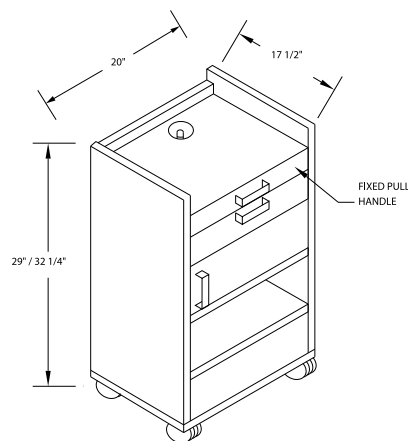
Options for MFB210SP-MFB217-MFB218		Retail	Select
MPBLK1	Gang-lock		<input type="checkbox"/>
MB20	Storage Organizer		<input type="checkbox"/>

MOBILES COLLECTION - 1000 SERIES

MC5054 UTILITY MOBILE
HDPE = AX (MC5054AX)

STANDARD FEATURES

- One (1) instrument drawer
- Two (2) adjustable shelves behind door
- Rear notched shelves for electrical cord exit
- Accommodates a variety of dental equipment
- PVC edging
- 20" wide, 17.5" deep, 29" or 32.25" high (please specify)
- Available in all MCC Standard colors and HDPE



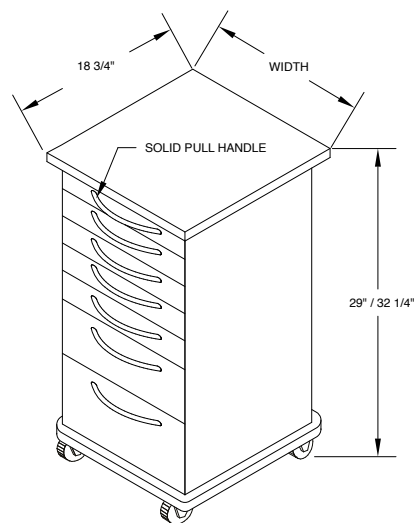
MC5054 PRICING LAMINATE AND HDPE

Cabinet	Laminate	HDPE	Select
MC5054			<input type="checkbox"/>
MC5054AX			<input type="checkbox"/>

DOCTOR'S MOBILE
HDPE = AX (Eg. MFA1006AX)

STANDARD FEATURES

- Four (4) instrument drawers
- Three (3) storage drawers
- PVC edging
- Please specify 29" or 32.25" height
- For Vacuum Pkg options refer to page 102
- Available in all MCC Standard colors and HDPE



PRICING/OPTIONS - LAMINATE/LAM. TOP

Cabinet	Width	Depth	Height	Retail	Select
MFA1006	17.5"	18.75"	29"/32.25"		<input type="checkbox"/>
MFB2006	21.5"	18.75"	29"/32.25"		<input type="checkbox"/>
MFC3006	25.5"	18.75"	29"/32.25"		<input type="checkbox"/>

PRICING/OPTIONS - HDPE/HDPE TOP

Cabinet	Width	Depth	Height	Retail	Select
MFA1006AX	17.5"	18.75"	29"/32.25"		<input type="checkbox"/>
MFB2006AX	21.5"	18.75"	29"/32.25"		<input type="checkbox"/>
MFC3006AX	25.5"	18.75"	29"/32.25"		<input type="checkbox"/>

PRICING/OPTIONS - LAMINATE/CRN TOP

Cabinet	Width	Depth	Height	Retail	Select
MFA1006CRN	17.5"	18.75"	29"/32.25"		<input type="checkbox"/>
MFB2006CRN	21.5"	18.75"	29"/32.25"		<input type="checkbox"/>
MFC3006CRN	25.5"	18.75"	29"/32.25"		<input type="checkbox"/>

PRICING/OPTIONS - HDPE/CRN TOP

Cabinet	Width	Depth	Height	Retail	Select
MFA1006AXCRN	17.5"	18.75"	29"/32.25"		<input type="checkbox"/>
MFB2006AXCRN	21.5"	18.75"	29"/32.25"		<input type="checkbox"/>
MFC3006AXCRN	25.5"	18.75"	29"/32.25"		<input type="checkbox"/>

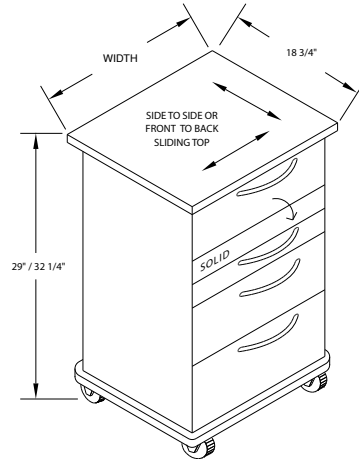
NEW! 1000 Series Mobiles are now Available in (HDPE) Antimicrobial High Density Polymer



ALABAMA MOBILE
HDPE = AX (Eg. MFA1017AX)

STANDARD FEATURES

- One (1) instrument drawer
- Two (2) storage drawers
- Sliding countertop (specify side-side or front-back)
- Fixed amalgamator well; power bar: flip down front
- PVC edging
- Please specify 29" or 32.25" height
- For Vacuum Pkg options refer to page 102
- Available in all MCC Standard laminate colors and HDPE



PRICING/OPTIONS - LAMINATE/LAM. TOP

Cabinet	Width	Depth	Height	Retail	Select
MFA1017	17.875"	18.75"	29"/32.25"		<input type="checkbox"/>
MFB2017	21.5"	18.75"	29"/32.25"		<input type="checkbox"/>
MFB2017FF*	21.5"	18.75"	29"/32.25"		<input type="checkbox"/>
MFC3017	25.5"	18.75"	29"/32.25"		<input type="checkbox"/>

PRICING/OPTIONS - HDPE/HDPE TOP

Cabinet	Width	Depth	Height	Retail	Select
MFA1017AX	17.875"	18.75"	29"/32.25"		<input type="checkbox"/>
MFB2017AX	21.5"	18.75"	29"/32.25"		<input type="checkbox"/>
MFB2017FFAX*	21.5"	18.75"	29"/32.25"		<input type="checkbox"/>
MFC3017AX	25.5"	18.75"	29"/32.25"		<input type="checkbox"/>

PRICING/OPTIONS - LAMINATE/CRN TOP

Cabinet	Width	Depth	Height	Retail	Select
MFA1017CRN	17.875"	18.75"	29"/32.25"		<input type="checkbox"/>
MFB2017CRN	21.5"	18.75"	29"/32.25"		<input type="checkbox"/>
MFB2017FFCRN*	21.5"	18.75"	29"/32.25"		<input type="checkbox"/>
MFC3017CRN	25.5"	18.75"	29"/32.25"		<input type="checkbox"/>

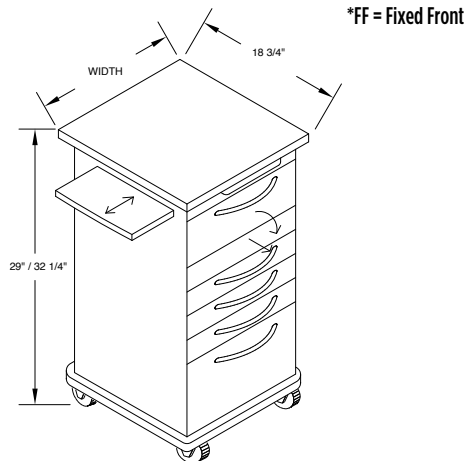
PRICING/OPTIONS - HDPE/CRN TOP

Cabinet	Width	Depth	Height	Retail	Select
MFA1017AXCRN	17.875"	18.75"	29"/32.25"		<input type="checkbox"/>
MFB2017AXCRN	21.5"	18.75"	29"/32.25"		<input type="checkbox"/>
MFB2017FFAXCRN*	21.5"	18.75"	29"/32.25"		<input type="checkbox"/>
MFC3017AXCRN	25.5"	18.75"	29"/32.25"		<input type="checkbox"/>

NORTH CAROLINA MOBILE
HDPE = AX (Eg. MFA1018AX)

STANDARD FEATURES

- Three (3) instrument drawers
- One (1) storage drawer
- Pullout amalgamator drawer with drop leaf door
- Sliding side shelf (specify right side or left side)
- PVC edging
- Please specify 29" or 32.25" height
- For Vacuum Pkg options refer to page 102
- Available in all MCC Standard laminate colors and HDPE



PRICING/OPTIONS - LAMINATE/LAM. TOP

Cabinet	Width	Depth	Height	Retail	Select
MFA1018	17.5"	18.75"	29"/32.25"		<input type="checkbox"/>
MFB2018	21.5"	18.75"	29"/32.25"		<input type="checkbox"/>
MFC3018	25.5"	18.75"	29"/32.25"		<input type="checkbox"/>

PRICING/OPTIONS - HDPE/HDPE TOP

Cabinet	Width	Depth	Height	Retail	Select
MFA1018AX	17.5"	18.75"	29"/32.25"		<input type="checkbox"/>
MFB2018AX	21.5"	18.75"	29"/32.25"		<input type="checkbox"/>
MFC3018AX	25.5"	18.75"	29"/32.25"		<input type="checkbox"/>

PRICING/OPTIONS - LAMINATE/CRN TOP

Cabinet	Width	Depth	Height	Retail	Select
MFA1018CRN	17.5"	18.75"	29"/32.25"		<input type="checkbox"/>
MFB2018CRN	21.5"	18.75"	29"/32.25"		<input type="checkbox"/>
MFC3018CRN	25.5"	18.75"	29"/32.25"		<input type="checkbox"/>

PRICING/OPTIONS - HDPE/CRN TOP

Cabinet	Width	Depth	Height	Retail	Select
MFA1018AXCRN	17.5"	18.75"	29"/32.25"		<input type="checkbox"/>
MFB2018AXCRN	21.5"	18.75"	29"/32.25"		<input type="checkbox"/>
MFC3018AXCRN	25.5"	18.75"	29"/32.25"		<input type="checkbox"/>

FEATURED COLORS

Color is everything when it comes to making patients feel relaxed and keeping dental practices looking fresh and inviting. That is why we offer an excellent range of colors, textures and counter surface choices to suit a range of styles, preferences and budget. Your clients can choose from Laminate, Solid Surface and the Quartz collection by Caesarstone® and Silestone®.



To browse our Color Collection, visit our website at <https://mccdental.com/products/Laminates/Solid Surface/Quartz/Pedo Bench Upholstery> or go to: <https://mccdental.com/product-details/featured-colors/> to download our Colour Collections files.



TAILORED SOLUTIONS FOR YOUR DENTAL PRACTICE

PEDIATRIC BENCHES



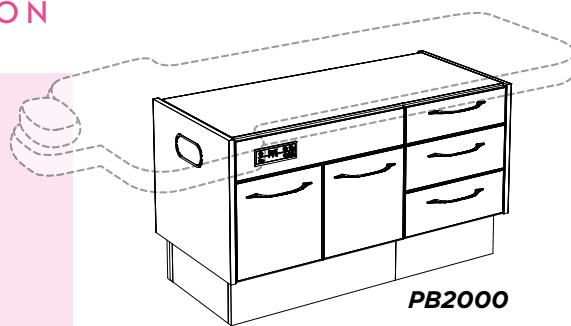
For more information, contact MCC at 1-800-388-6236 or visit www.mccdental.com

PEDIATRIC BENCH COLLECTION

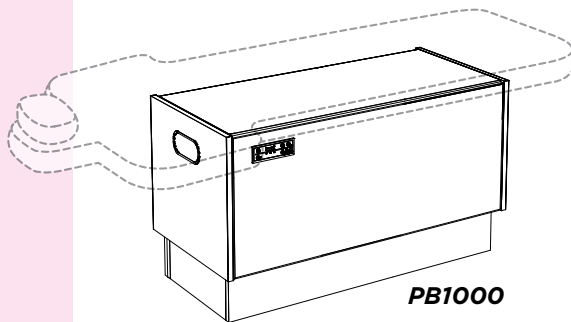
PB2000 & PB1000

KEY FEATURES

- Designed specifically for the Pediatric Dental Practice
- Available in other configurations of drawers and storage modules to integrate with most Pediatric office concepts (PB2000 only)
- Optional Doctor/Assistant Controls
- Multiple color selections for Laminate Colors and Upholstery choices.
<https://mccdental.com/pedo-bench-upholstery/>
- Soft-close drawers and doors (PB2000 only)
- Water resistant polymer subbase with levelling legs



PB2000



PB1000

PB2000 PEDIATRIC BENCH PRICING

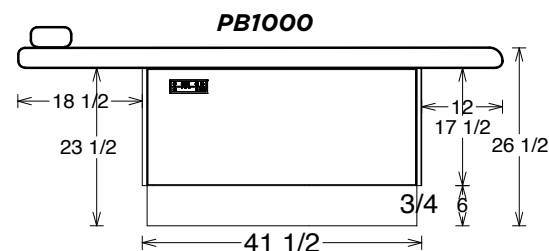
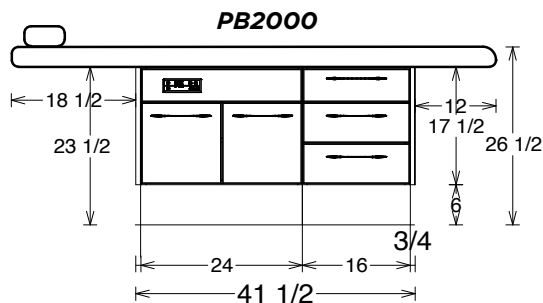
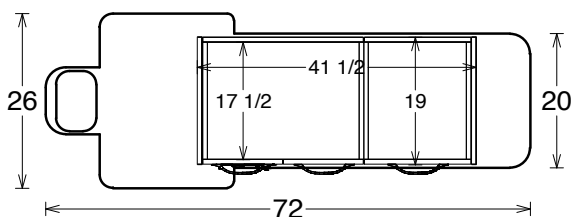
Cabinet	Retail	Select
PB2000 – With Standard upholstery		<input type="checkbox"/>

PB1000 PEDIATRIC BENCH PRICING

Cabinet	Retail	Select
PB1000 – With Standard upholstery		<input type="checkbox"/>

OPTIONS

Control/Vacuum	Part Number	Retail	Select
2HP Automatic Control with AW Syringe, Dual Folding Arms, Vacuum (1-HVE, 1-SE) and AW Syringe, Wall Mount Clean Water, air only regulator	MC2200P		<input type="checkbox"/>
Fibre-Optic System for One Hand piece	MC1HPFO		<input type="checkbox"/>
6 Pin Fibre-Optic System for One Hand piece	MC1HPFO-6		<input type="checkbox"/>
Assistant's only package with AW Syringe (1-HVE, 1-SE) with Folding Arms and Vacuum Utilities	MCPDVK2U		<input type="checkbox"/>
Clean Water	MCSCWM1		<input type="checkbox"/>
Additional Universal Autoclavable HVE position with tubing	MC1HVE		<input type="checkbox"/>
Routing Valve Kit with Water Shutoff & Regulator	MCRVK1		<input type="checkbox"/>



RECOVERY BEDS



Mod. RB2000

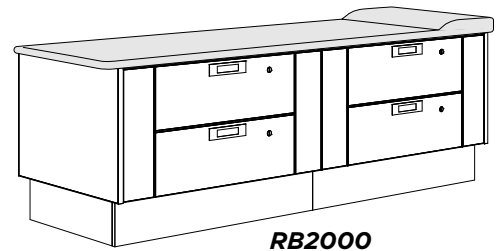


RECOVERY BED COLLECTION

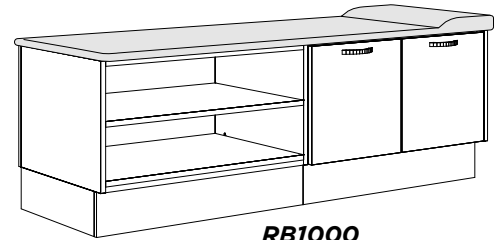
RB2000 & RB1000

KEY FEATURES

- Meticulously crafted to provide unparalleled comfort and functionality for patients undergoing therapy or recovery
- Available in 2 configurations of drawers and storage modules to integrate with most office concepts (RB2000 and RB1000)
- Multiple color selections for Laminate Colors and Upholstery choices.
<https://mccdental.com/pedo-bench-upholstery/>
- Soft-close drawers (RB1000) and doors (RB2000)
- RB2000 model's four drawers are secured with individual cam locks, providing ample storage space for essentials, enhancing organization and security.
- Water resistant polymer subbase with levelling legs



RB2000



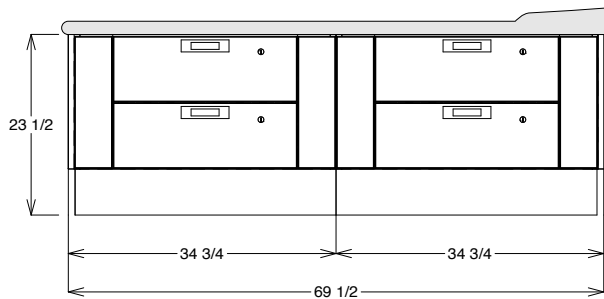
RB1000

RB2000 RECOVERY BED PRICING

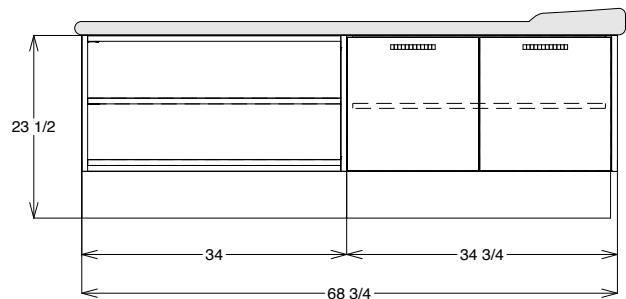
Cabinet	Retail	Select
RB2000 – With Standard upholstery		<input type="checkbox"/>

RB1000 RECOVERY BED PRICING

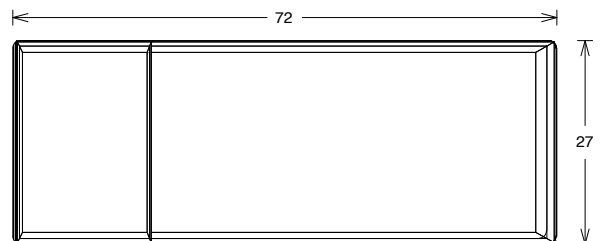

Cabinet	Retail	Select
RB1000 – With Standard upholstery		<input type="checkbox"/>



RB2000



RB1000



VISTA CLEAR

VistaClear provides dental practices with centrally installed water filtration, backflow prevention and a method for convenient operatory cleaning, eliminating the need for dental bottles altogether! This patented system saves practices time and money while protecting dental equipment.

VistaPure provides two grades of high-quality water for autoclaves, dental bottles, ultrasonic cleaners and instrument washers for the ultimate convenience.



VistaPure Equipment



VistaClear Equipment



VistaPure Equipment

VistaClear and VistaPure equipment not sold by MCC Dental

VistaClear Cabinet (Handles are optional)



VISTACLEAR AND VISTAPURE CABINET PRICING

Part number	Description	Retail	Select
MCVSTC1	VistaClear HDPE Cabinet (No equipment)		<input type="checkbox"/>
MCVSTP1	VistaPure HDPE Pullout shelf (No equipment)		<input type="checkbox"/>

ACCESSORIES

HANDLES - MCC STANDARD AND CUSTOM ORDER

STANDARD HANDLES



❑ **MPBN525**
7-1/2" Bar handle brushed metal.



❑ **MPMH80**
Metal handle; boss- brushed metal.
Full length 6-5/8".



❑ **MP3229**
Brushed metal handle 5" - Wide curve.
Full length 5-1/2".



❑ **MPBM-R**
Brushed chrome handle 5" half moon - round
Full length 5-1/2".



❑ **MPM**
Chrome handles 4".



❑ **P0067**
Smk40 satin nickel knob - \varnothing 7/8".

CUSTOM ORDER HANDLES






❑ **MP8112G**
Contemporary Metal Pull - 107.
5" C/C Gold - Full length 5-1/2".



❑ **BP107**
Contemporary Metal Pull - 107.
5" C/C Matte Black - Full length 5-1/2".

DELIVERY SYSTEMS - CONTROLS

NOTE: CONTROLS ARE NOT SOLD SEPARATELY.

ITEM NUMBER	DESCRIPTION	RETAIL PRICE	SELECT
MCT500PM*	PANEL MOUNT, 3HP AUTO CONTROL UNIT		<input type="checkbox"/>
	<ul style="list-style-type: none"> • Air/Water shut off, valves and regulator • Wet/dry foot control • Remote mount holder assembly • Quick-disconnect syringe • Individual water coolant adjustment • Sterling 4-hole Midwest-type HP tubing • Routing valve kit • Self contained (wall mount) clean water with gauge • 1.5 liter bottle includes shroud and mini regulator 		
	<p>OPTIONS:</p> <p>MC1HPFO Fiber-optic system for 1 hand piece</p> <p>MC1HPFO-6 6 pin Fiber-optic system for 1 hand piece</p> <p>MC2HPFO Fiber-optic system for 2 hand pieces with tubing, and lamps</p> <p>MC2HPFO-6 6 pin Fiber-optic system for 2 hand pieces with tubing and lamps</p> <p>MCUTILH Utility housing & cover only</p>		
			
MCT520PM*	ORTHO PANEL MOUNT UNIT CONTROL, 2HP AUTOMATIC		<input type="checkbox"/>
	<ul style="list-style-type: none"> • 3-way air/water syringe, quick disconnect • Wet/dry foot control • Sterling 4-hole Midwest-type HP tubing • Tradition Utility Center with 10' umbilical, valves, and regulator housing and cover • Routing valve kit • Self contained (wall mount) clean water with gauge • 1.5 liter bottle includes shroud and mini regulator 		
	<p>OPTIONS:</p> <p>MC1HPFO Fiber-optic system for 1 hand piece</p> <p>MC1HPFO-6 6 pin Fiber-optic system for 1 hand piece</p> <p>MC2HPFO Fiber-optic system for 2 hand pieces with tubing, and lamps</p> <p>MC2HPFO-6 6 pin Fiber-optic system for 2 hand pieces with tubing and lamps</p>		
			
MCT600PK*	AUTOMATIC "MINI" 3HP UNIT CONTROL		<input type="checkbox"/>
	<ul style="list-style-type: none"> • 3-way air/water syringe • Individual HP pressure adjustment • Individual water coolant adjustment • Sterling 4-hole Midwest-type HP tubing • Air/Water shut off, valves and regulator • Swivel, slide-mount, under cabinet mount • Routing valve kit • Self contained (wall mount) clean water with gauge • 1.5 liter bottle includes shroud and mini regulator 		
	<p>OPTIONS:</p> <p>MC1HPFO Fiber-optic system for 1 hand piece</p> <p>MC1HPFO-6 6 pin Fiber-optic system for 1 hand piece</p> <p>MC2HPFO Fiber-optic system for 2 hand pieces with tubing, and lamps</p> <p>MC2HPFO-6 6 pin Fiber-optic system for 2 hand pieces with tubing and lamps</p> <p>MCAS812 Add folding arm assembly (8" & 12") with wall mount less swivel slide mount</p> <p>MCUTILH Utility housing & cover only</p> <p>MC1406CS Vacuum kit on extended bar, 1HVE & 1 SE</p>		
			

DELIVERY SYSTEMS - CABINET MOUNTED VACUUM PACKAGES

MC055*

- Central Vacuum under-surface package with rotating mount
- 3-way air and water QD syringe
- Solids collector and canister
- 2 HVE and 1 SE with 5' tubing
- Vacuum utility with air and water shut-off valves




MCFPVK2*

- Central Vacuum trap with solids collector
- 2 universal HVE valves with 5' tubing, SE valve with 5' tubing holder bar with 3 universal holders

MCFPVK2Q*

- Available with quad holder bar
- Standard features are same as MCFPVK2



MCHSVK2Q*

- Available with quad holder bar
- Standard features are same as MCHSVK2



MCVK1*

- 1 universal HVE and 1 SE (both include 5" tubing)
- 1 vacuum trap with solids collector

MCVK1PK*

- Standard features are same as MCVK1
- Also includes 2 holders/hangers and dual bar



OPTIONS*

- 3-way QD syringe with tubing and flow adjustment block
- MCSYRB

Optional Accessories	Part Number	Retail	Select
Additional Universal Autoclavable HVE position with tubing	MCIHVE		<input type="checkbox"/>
Autoclavable SE valve with 5' of tubing	MCSEI		<input type="checkbox"/>
3-way QD syringe with tubing and flow adjustment block	MCSYRB		<input type="checkbox"/>
Vacuum Utilities (No housing or cover)	MCUTILV		<input type="checkbox"/>
Self contained clean water	MCSCWMI		<input type="checkbox"/>
Utility housing and cover only	MCUTILH		<input type="checkbox"/>

TAPMASTER HANDS-FREE CONTROL*

STANDARD FEATURES

- Tapmaster hand-free Single (MP1750) and Dual (MP1752 not shown) kick pedal controls
- Dual Kick used on Center Island cabinets
- Mounts on cabinet toe kick; 4" height minimum
- Horizontal clearance of 8" minimum




MP1750 PRICING / OPTIONS

Cabinet	Width	Depth	Height	Retail	Select
MP1750	8"	1.14"	3.42"		<input type="checkbox"/>
MP1752	8"	1.14"	3.42"		<input type="checkbox"/>

TAPMASTER HANDS-FREE HWC CONTROL* (EURO STYLE)

STANDARD FEATURES

- Mounts on cabinet toe kick; 4" height minimum
- Horizontal clearance of 8" minimum
- Hands-free temperature control: Hot, Warm, Cold



MP1775 PRICING / OPTIONS

Part Number	Retail	Select
MP1775		<input type="checkbox"/>



* **CALIFORNIA PROP 65 WARNING:** This product can expose you to chemicals including lead which is known to the State of California to cause cancer and birth defects or other reproductive harm. For more information go to www.P65Warnings.ca.gov. Note: Product deemed drinking water safe under NSF 61.372

ACCESSORIES - PLUMBING FIXTURES

ACCESSORIES - PLUMBING FIXTURES

FAUCETS

Product Description	Part Number	Retail	Select
Single Lever Faucet, Chrome	MP2DEL		<input type="checkbox"/>
Single Lever Faucet with Swivel Spout	MP2D		<input type="checkbox"/>
Single Lever Faucet with Telescoping Spray Gun	MP2PS		<input type="checkbox"/>
Single Lever Faucet with gooseneck spout, 2 holes cutout	MP5		<input type="checkbox"/>
High Arc Pulldown Faucet	MP5HAT		<input type="checkbox"/>



MP2DEL



MP2D



MP2PS



MP5



MP5HAT

SINKS

Product Description (Inside sinks' measurement)	Part Number	Retail	Select
Stainless Steel Sink – 11-5/8" x 9-1/4" D x 6" H	MP1		<input type="checkbox"/>
Stainless Steel Sink and a half – 25" W x 16" D x 8" H	MP15		<input type="checkbox"/>
Stainless Steel Sink, Double – 29" W x 16" D x 8" H	MPIDBL		<input type="checkbox"/>
Stainless Steel Sink, Undermount – 16" W x 18" D x 8" H	MP1LUM		<input type="checkbox"/>
Stainless Steel Sink – 21" W x 16" D x 10" H	MP1XLUM		<input type="checkbox"/>
Stainless Steel Lab Sink – 20" W x 17" D x 8" H	MP1EXLQ		<input type="checkbox"/>
Stainless Steel Sink, Round Ball – 10-1/4" Ø x 6" H	MP1RB		<input type="checkbox"/>



MP1



MP15



MPIDBL



MP1LUM



MP1XLUM



MP1EXLQ



MP1RB

SOAP DISPENSERS

Product Description	Part Number	Retail	Select
Soap Dispenser, Chrome	MP3M		<input type="checkbox"/>

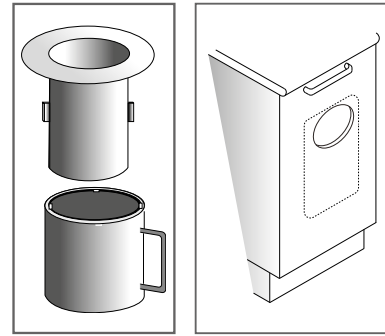
WASTE SOLUTIONS

STANDARD FEATURES

- 4" waste chute with bag holder collar (MPWC4)
- Waste drop receptacle, bin and p-trap extension (MPTN); bags not included for either item

WASTE SOLUTIONS PRICING / OPTIONS

Part Number	Retail	Select
MPWC4		<input type="checkbox"/>
MPTN		<input type="checkbox"/>



MPWC4 Waste Chute

MPTN Waste Solution

MB11M

STANDARD FEATURES

- Countertop waste drop and metal bezel
- Metal bezel only (MB11BM)

MB11M PRICING / OPTIONS

Part Number	Retail	Select
MB11M		<input type="checkbox"/>



MB11M

SHARPS SYSTEMS

STANDARD FEATURES

- Under-counter sharps hanger
- 6.2qt MPSCHM62 or 10qt MPSCHM10 container
- Top-mounted sharps container (MB11S)

SHARPS SYSTEMS PRICING / OPTIONS

Part Number	Description	Retail	Select
MB11S	Sharp Container 1.5 qt		<input type="checkbox"/>
MB11D	Sharps Container 1.5 qt Refill		<input type="checkbox"/>
MPSCHM62	Sharp Container 6.2 qt		<input type="checkbox"/>
MP18062	Sharps Container 6.2 qt Refill		<input type="checkbox"/>
MPSCHM10	Sharp Container 10 qt		<input type="checkbox"/>
MP18010	Sharps Container 10 qt Refill		<input type="checkbox"/>



Top-mounted Waste, sharps and bio waste



Top-mounted sharps container (MB11S) and MB11D Refill

MPWC4 Waste Chute



MB11D-MP18010 -MP18062-Refills

Options shown are for dual bin manual or motion activated only:



WHY CHOOSE MCC DENTAL FOR YOUR DENTAL PRACTICE



Since 1969, MCC Dental has partnered with dental professionals to understand and fulfill their unique business needs. We recognize that every practice is as distinct as the individuals who lead them, which is why we offer a diverse range of solutions tailored to meet the specific requirements of every dentist.

50+ YEARS EXPERTISE

For 50 years, we at MCC Dental have continually collaborated with dental professionals on the design of our practice cabinets. The result of our efforts is industry leading; well designed, and high-quality. Our cabinetry is also available using environmentally-friendly manufacturing techniques.

Our philosophy is to design and deliver the absolute best cabinets for your dental office. This includes working closely with our customers to ensure we understand their needs, and delivering a dental cabinet solution they will be satisfied with for years to come.

Our goal is to be among the leading cabinet manufacturer in the North American Dental industry. Whether you design your complete practice with our functional and beautiful units or augment an existing practice with our modular cabinets, our goal is to contribute to a professional looking environment that is pleasing to you, your staff and your patients.



CUSTOM AND PRE-DESIGN OPTIONS

While we offer modular units like our Tailored Collection, we find that the custom units provide dentists with the greatest flexibility; dentists can design their patient service environments in a way that is most efficient with their unique layout and personal style.

Today, MCC Dental is a market leader in custom cabinets.

We maximized the functionality of our Rear, Side, Sterilization and Center Island cabinets, every corner, shelf and position has been transformed into useful space keeping our cabinets to the smallest footprint possible, while still accommodating everything required for today's well equipped dental facility.

We also recently launched a line of conveniently pre-designed Rear, Side and Sterilization cabinets, just pick colors and surfaces and they are ready to go. Built solid with the same quality, functionality and passion that make MCC Dental to stand out from the competition, all of it at an even better value.



15 YEAR WARRANTY

WE HAVE YOU COVERED!

At MCC Dental we stand behind our products with a Fifteen (15) Year casework warranty (10-Year casework Allure Cab warranty). We want every MCC Dental customer to be satisfied and covered for a long time because, with more than 50 years in the business, we believe that our cabinets are built to last, with a craftsmanship and passion that distinguish us from our competitors. Whether it's modular, custom construction, sterilization or mobile cabinetry, our philosophy is always to design and deliver the absolute best and durable cabinets for your dental office.



INNOVATION

We were the first to launch Sterilization units made of HDPE, an advanced anti-microbial material that integrates the antimicrobial protection into the product during the manufacturing process.

Our antimicrobial material inhibits the growth of microorganisms caused by bacteria, algae and fungi. Our products are also non-porous and kill the spread of bacteria resistant to moisture and mildew.

The same base polymer (HDP) is used in luxury Yacht interiors because it's impervious to water damage, reason why we use it in all our cabinets' subbase.



For more information, contact MCC at 1-800-388-6236 or visit www.mccdental.com

TECHNOLOGY

STATE-OF-THE-ART CAD AND PRODUCTION DEPARTMENTS

We have a state-of-the-art CAD department that provide perfect solutions for all the dental cabinetry needs, whether is a custom order for an entire practice or a single cabinet, all measurements are sent to the production department with 100% precision.



Once at the production stage, craftsmanship combined with state-of-the-art Technology and top-of-the-line Machinery provides consistent accurate drilling and cutting of all cabinetry parts, allowing us to be very precise in the construction process and more productive resulting in faster lead times.



▲ World renowned, German Brandt Homag Point to Point Router

▼ Best in its class German Brandt Homag Edge Bander

UNIQUE SERIAL NUMBER SYSTEM

Our one-of-a-kind Serial Number System ensures all the essential manufacturing details are readily available for seamless reordering. Whether a dentist decides to expand their practice with matching cabinets or relocate, all that's needed is the serial number to replicate the original design perfectly. *Additionally, the serial number system helps streamline accounting by potentially making the investment eligible as a tax write-off—adding even more value to your purchase.*



MATERIALS AND HARDWARE

Investing in well-designed, high-quality cabinetry today delivers long-term value as dental practices evolve to meet new and ever-growing demands. At MCC, we use top-of-the-line materials and hardware to ensure your cabinetry stands the test of time. Quality is the foundation of a successful practice, and we take pride in seeing dental offices still utilizing our cabinetry efficiently after 30+ years—proof of the durability and excellence of our materials.



Double Wall Drawer System with soft close feature and full extension slides allow "silent close" operation, 88 lb. load capacity with aesthetic 4-way gap adjustment, drawer face retrofit.

Patented, Hi-Gloss, Scratch-Resistant BRILLIANCE finish ▶



SAFETY

Our ASEPTX® Sterilizations provide a real solution for antimicrobial hygiene. The **High Density Polymer (HDPE)** material advanced antimicrobial technology protects against bacterial degradation by inhibiting the growth of microorganisms caused by bacteria, algae and fungi. We also build Mobiles made of HDPE.

Center Island Non-Lead Radiation Shielding Technology. We offer a safer, more environmentally friendly, lead-free solution to traditionally lead-based radiation shielding products.

We recently launched a new line of countertops made of **Antimicrobial Enhanced Solid Surface.** We offer optional **antibacterial handles** for our ASEPTX® Sterilization units.



FAST LEAD TIME

We complete projects with an efficient lead time, often faster than the competition.



CUSTOMER SERVICE/SUPPORT

24/7 Online Support via MCC 360 System (available to Dealers only) including Live Ship Date and Lead Time. Our live operators are available during work hours, 8:30 - 4:30 E.T..



ITEMS	MCC DENTAL CABINETRY	LOCAL CONTRACTORS
Warranty	<ul style="list-style-type: none"> • 15 Year Warranty. 	<ul style="list-style-type: none"> • Normally up to 1 year if any.
Relocatable	<ul style="list-style-type: none"> • MCC cabinets can be relocated. 	<ul style="list-style-type: none"> • Not intended for relocation. Built to fit in specific offices and building location.
Integration of equipment	<ul style="list-style-type: none"> • MCC cabinets are adaptable to any equipment required. 	<ul style="list-style-type: none"> • Equipment integration is typically an afterthought. • High risk of cabinet damage.
Products included	<ul style="list-style-type: none"> • Faucets, sinks, strainers included. 	<ul style="list-style-type: none"> • Normally charged extra
Electrical	<ul style="list-style-type: none"> • Built in (UL/CSA Certified) • Medical grade receptacles, GFCI, tamper resistant. 	<ul style="list-style-type: none"> • Normally not provided by cabinet maker, outsourced to electrician after installation.
Electrical and plumbing templates	<ul style="list-style-type: none"> • Full size templates showing electrical and plumbing locations available. 	<ul style="list-style-type: none"> • While contractors and cabinetmakers might have dental equipment expertise, most don't have an in-depth understanding of dental cabinetry.
Countertops	<ul style="list-style-type: none"> • Seamless, fastened in place. 	<ul style="list-style-type: none"> • Normally glued in place and hard to remove without damage to the surface.
Door hardware	<ul style="list-style-type: none"> • Stainless steel handles, available in standard and custom options. 	<ul style="list-style-type: none"> • Off-the-shelf handles and knobs with limited future availability.
Subbase	<ul style="list-style-type: none"> • Made of water proof high density polymer. • Independent levelling feet. • Optional seismic anchoring system. • Mounting hardware provided for all flooring options. 	<ul style="list-style-type: none"> • Normally plywood or particleboard • Levelled by scribing to floor or shimming. • Vulnerable to water damage. • Vulnerable to impact damage on all edges.
Outerheads (external)	<ul style="list-style-type: none"> • Industrial grade, 100% recycled particleboard (45+ lb/20+ kg). • 2 mm color matched edgebanding. • High-pressure decorative laminate. • Postformed laminate to round corners. 	<ul style="list-style-type: none"> • Low grades particleboards and medium density of fiberboards and plywoods. • High-pressure decorative laminate. • Laminated edges.
Installation	<ul style="list-style-type: none"> • Cabinets are installed by MCC's and dealers' professionally trained installers. 	<ul style="list-style-type: none"> • General labor installers.
Cabinets serial numbering system	<ul style="list-style-type: none"> • Our unique Serial Numbering System provides all manufacturing information necessary for re-ordering. This is very helpful if a dentist decide to expand his/her practice and want to add identical cabinets or relocate, all that is needed is the serial number. The serial number make the investment a tax write-off. 	<ul style="list-style-type: none"> • None available. And no tax write-off.

TERMS AND CONDITIONS

TERMS

All prices, unless otherwise listed are FOB Maple, Ontario, Canada. Payment terms are specified on each invoice and are due in MCC's office by this date. Discount does not apply to freight, installation/delivery and/or special color charges. A service charge of 2% per month (annual 24%) will be charged on past due accounts. All prices are subject to change without notice.

RETURNED GOODS

An MCC factory Return Authorization Number (RAN) must be obtained from MCC for the return of any warranty or special sales situation. A Return Authorization form must be completed and faxed to our customer service department. If authorization is granted, transportation charges must be prepaid on ALL return items and received in good condition. The RAN must be clearly marked on the packing slip. Custom design cabinets or Mobiles, including special colors, are NON-RETURNABLE under any circumstance. An RAN does not guarantee credit. Credit will not be issued until after receipt and inspection of the returned items has been assessed. All returned items are subject to a 20% restocking fee and credit will be based on the original invoice price. MCC's Receiving Dock will not accept any returned freight that does not have a legitimate RAN. Please contact MCC for proper procedure information.

SHIPPING AND TRANSPORTATION

Arrangements for preferred carriers should be made in advance, in the absence of shipping instructions MCC reserves the right to determine the best mode of transportation based on the cabinet/equipment order.

FREIGHT DAMAGE

Merchandise arriving with visible external damage should be thoroughly inspected and clearly described on the bill of lading, by the customer, and the carrier should be notified IMMEDIATELY. If concealed freight damage is revealed upon unpacking of cabinets, the carrier and MCC should be notified IMMEDIATELY. Digital photographs of all damages should be emailed within 10 days of receipt of the shipment. The carrier is responsible for damage or loss in transit. If damage is not noted on the bill of lading, the buyer must accept full responsibility for any damage discovered at a later date.

WATER DAMAGE

Proper care and maintenance must be adhered to in order to prevent water damage. This means thoroughly wiping excess water, solvents and liquids from countertops. MCC is not responsible for any water damage. At MCC Dental we stand behind our products with a Fifteen (15) Year casework warranty and Ten (10) Year casework warranty for the Allure Collection. We want every MCC Dental customer to be satisfied and covered for a long time because, with more than 50 years in the business, we believe that our cabinets are built to last, with a craftsmanship and passion that distinguish us from our competitors. Whether it's modular, custom construction, sterilization or mobile cabinetry, our philosophy is always to design and deliver the absolute best and durable cabinets for your dental office.

LIMITED WARRANTY

In effect as of June 1, 2021

INTRODUCTION

At MCC Dental, we stand behind our products with the 15-year casework limited warranty set out below (and Ten (10) Year casework warranty for the Allure Collection). We want every MCC Dental customer to be satisfied and covered for a long time because we believe that our cabinets are built to last, with a craftsmanship and passion that distinguish us from our competitors. Whether it is modular, custom construction, sterilization or mobile cabinetry, our philosophy is always to design and deliver the absolute best and durable cabinets for your dental office.

SCOPE OF WARRANTY

MCC Dental warrants that any products manufactured by MCC Dental (except for "Exclusions" below) with defective workmanship under normal interior intended use and service of products will be repaired or replaced. This limited warranty is restricted to defects that are reported to MCC Dental within the applicable warranty period and which prove to be defective upon examination by MCC Dental. This limited warranty is only available to the original retail purchaser of warranted product.

WARRANTY PERIOD

The applicable warranty period for any particular product, which begins from the date of delivery to the first retail user, is as follows:

- a. 15 years for most MCC Dental brand casework cabinetry (custom and modular) and 10 years for the MCC Dental Allure Collection casework cabinetry which includes door and drawer fronts, but does not include the items listed in b. through d. or any "Exclusions" listed on next page.

- b. Standard manufacturers' warranty policy applies to any delivery system installed in MCC cabinets. See manufacturers' warranty for details.
- c. 2 years for task light ballasts
- d. 2 years for Promotional mobiles

EXCLUSIONS

MCC Dental's warranty does not include coverage for electrical components, plumbing accessories, sinks, and faucets. Warranties for these excluded items are provided by the manufacturer to the first purchaser, and any information on the warranties of these manufacturers will be available with the applicable products.

This limited warranty also does not cover:

- a. Any damage, in whole or in part, caused by misuse, negligence, abuse, change of business location, accident, freight damage, alteration, tampering or the failure to obtain repair or replacement during the warranty period
- b. Water damage
- c. Colour changes caused by artificial or natural light
- d. Products not properly installed, cleaned, used and maintained as instructed in the MCC Dental "installation" and/or "installation/operation" manual for the product
- e. Consumable products such as surge protection/light bulbs
- f. Components or products not manufactured by MCC Dental
- g. Components or products not purchased from MCC Dental or an authorized MCC Dental dealer
- h. Components or products that have been used directly or indirectly with unauthorized third-party products or parts
- i. Expenses and costs of maintenance, adjustment, repair or cleaning not expressly authorized by MCC Dental
- j. Representations or warranties made by anyone other than MCC Dental

MCC Dental is not responsible for costs and expenses relating to removal, installation, repainting, refinishing or any other costs beyond the replacement or repair of the warranted item.

MCC Dental does not warrant that a repaired or replaced item will have the exact same Colour, grain, texture or finish as the original item.

Wilsonart High Pressure Laminate (HPL).

MCC Dental continuously strives to provide the highest quality cabinetry products. However, due to ongoing material-related deficiencies associated with Wilsonart High Pressure Laminate (HPL), MCC Dental does not provide warranty coverage for cabinetry manufactured using this material.

OBTAINING WARRANTY SERVICE

Warranty service must be obtained by MCC Dental or any MCC Dental authorized dealer where warranty service is requested. For more information on warranty service or issues, MCC Dental can be contacted by phone at 1-800-388-6236 or by email at customerservice@mccdental.com.

EXCLUSIVE REMEDY; LIMITED LIABILITY

The sole obligation of MCC Dental under this limited warranty is the replacement or repair of defective components or products to which this limited warranty applies.

The maximum liability of MCC Dental, together with its employees, contractors, suppliers, directors, officers, agents, resellers and dealers, to you is limited to the original purchase price you paid for the warranted product.

MCC Dental is not liable for and hereby disclaims any direct, indirect, incidental, consequential or exemplary damages or delays, including but not limited to, damages for loss of income, profit, downtime, employee or independent contractor payments, wages, benefits.

OTHER

No claim or action may be brought against MCC Dental for breach of this limited warranty, an implied warranty, if any, or for any other claim arising out of or relating to the products, more than ninety (90) days following expiration of the limited warranty period to which the claim or action relates.

This limited warranty and any disputes arising out of or in connection with MCC Dental products shall be governed by the laws of the Province of Ontario and the laws of Canada applicable therein, and shall be in the exclusive jurisdiction of the courts located in the Province of Ontario.


If any provision of this limited warranty is invalid or unenforceable, the meaning of such provision will be construed, to the extent feasible, so as to render the provision valid and enforceable, and if no feasible interpretation would save such provision, it will be severed from the remainder of this limited warranty, which will remain in full force and effect.

MCC Dental reserves the right to modify or withdraw this limited warranty at any time without notice. Any such modification or withdrawal will not affect products installed and fully paid for prior to the date of such modification or withdrawal.

MCC

SINCE 1969

Dental Cabinet Systems



06.2026.upd

TAILORED SOLUTIONS FOR YOUR DENTAL PRACTICE

Custom Cabinets • Sterilization Centers • Rear Cabinets • Side Cabinets • Center Islands
Mobiles • Orthodontic Mobiles • Lab Cabinets • Pediatric Benches • Recovery beds

1-800-388-6236 | www.mccdental.com



For more information, contact MCC at 1-800-388-6236 or visit www.mccdental.com