



The Power you need...

2026 POWERSPORT SOLUTIONS



BATTERY | CHARGER | BOOSTER | TESTER



400
BATTERY TYPES

80
COUNTRIES

2
PRODUCTION
FACILITIES

6
BRANCHES

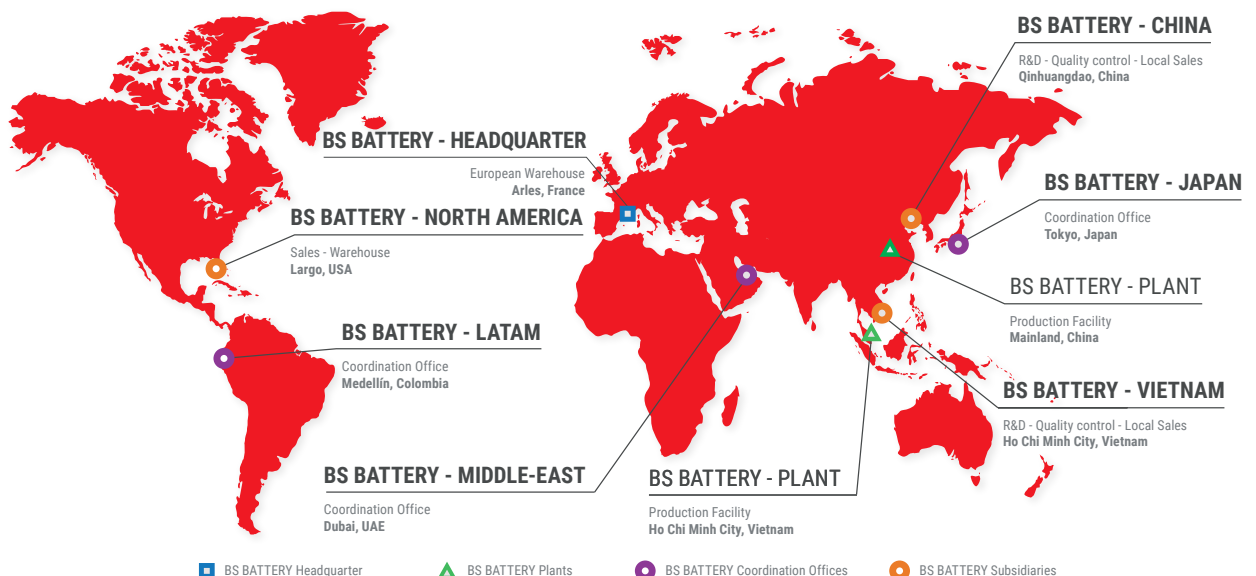
+30
OEM - OES

ABOUT US

At BS BATTERY, we craft ingenious battery solutions designed for all powersport applications – from the racetrack to everyday rides. Founded in France in 2008, our family-run company has grown into one of the most innovative and trusted names in the powersport energy industry.

With over 400 battery models, an active R&D team, and 2 modern production facilities, we offer high-quality, reliable, and forward-thinking power solutions.

Recognized as both OEM (Original Equipment Manufacturer) and OES (Original Equipment Supplier) by leading motorcycle brands and actively involved with racing teams across all categories, we serve more than 80 countries through a global network of partners, 3 subsidiaries, and 3 coordination offices. Driven by a culture of technical excellence, bold ambition, and dedicated service, BS BATTERY empowers riders and manufacturers alike with smart batteries, chargers, boosters, tester and accessories.



*We power those who dare,
move and lead.*

QUALITY

Every solution we create reflects our **commitment to performance**, crafted through rigorous **quality control**. Our facilities meet the **highest international standards** and hold **certifications** – such as :



As a recognized **OEM** and **OES** partner, BS BATTERY has earned the confidence of over **30 leading motorcycle manufacturers** – a number that continues to grow year after year, reflecting our **unwavering quality and reliability**.



INNOVATION

Aware of the complexities batteries can bring, BS BATTERY offers over **80 ready-to-use models** for all **powersport applications**.

With strong **Lithium expertise** built through partnerships with **manufacturers** and **15+ Official Racing Teams**, we stay at the forefront of **innovation**.

Mindful of the importance of **education**, we also develop **smart charging, boosting and testing solutions**—focused on every detail—to **simplify maintenance** and **save time** for **professionals** and **end-users** alike.

SERVICE-ORIENTED

With **service** at the core of our strategy, we work **hand-in-hand** with our **partners**—offering **real support** :

- maintenance solutions
- customized offer
- business development
- educational training
- optimized data
- marketing resources

Our goal: **to empower our network** with the right tools to **grow, deliver better service, and create long-term value**.



HUMAN DIMENSION

The driving force behind our success is the **power of passion**.

In the world of racing, **precision and teamwork** are non-negotiable. The same principles apply to our daily operations.

It's not just about reaching the finish line; it's about **the journey**.

Our **multicultural team of employees and partners** brings its **racing spirit** to work every day, infusing **energy, diverse perspectives, and determination**. This shared passion fosters a sense of **belonging, loyalty, and a collective desire** to see our brand emerge as a **champion** in our industry.

GLOBAL PARTNERSHIP **APRILIA**

FROM ROAD...

As Original Equipment Manufacturer, BS BATTERY powers all of Aprilia's bikes from the factory with BSLi-04/06 lithium batteries.

This **successful collaboration** reinforces the quality of our products, where the same **high standards** are maintained for our aftermarket solutions.



...TO RACE

As the Official Technical Sponsor of Aprilia Racing Team, BS BATTERY extends its partnership on track, offering its partners an immersive MotoGP experience including paddock access, hospitality services, garage tours, and opportunities to meet the team and riders!



BRAND AMBASSADOR **FABIO QUARTARARO**

GLOBAL PARTNERSHIP

FUELED BY PASSION SINCE 2019


As Official Sponsor of Fabio Quartararo in the FIM MotoGP World Championship with the Monster Energy Yamaha Team, we proudly celebrated his 2021 World Championship title together and continue to dream big for the 2026 season!

Fabio has been our **brand ambassador** since 2019, meaning we are now entering our 7th year of partnership built on passion, performance, and shared ambitions.

Fabio QUARTARARO #20



OFFICIAL
SPONSOR

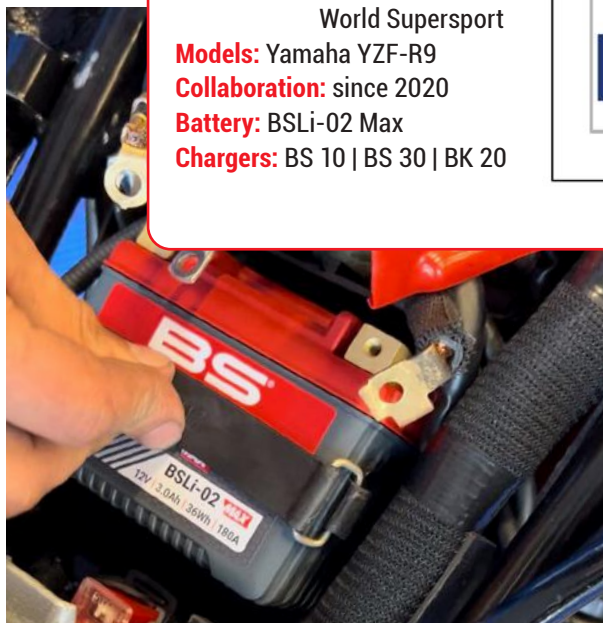




Team: Yamaha GMT94
Competition: World Superbike &
World Supersport
Models: Yamaha YZF-R9
Collaboration: since 2020
Battery: BSLi-02 Max
Chargers: BS 10 | BS 30 | BK 20



**OFFICIAL
SPONSOR**



RACING IS OUR PLAYGROUND

Testing our products in extreme conditions is essential for development. We refine our solutions through collaboration with our Racing Partners, whose insights **drive innovation** for the riding community.



**OFFICIAL
SPONSOR**

Team: Kawasaki Bud Racing
Competition: MXGP
Models:
Kawasaki KX450 - KX250
Collaboration: since 2022
Battery: BSLi-02
Chargers: BS 10 | BK 20

TECHNICAL SPONSORS



Team: Kawasaki Pastorello Compétition
Competition: WaterJet World Grand Prix
Models: Kawasaki Ultra 310X & Kawasaki SX-R
Collaboration: since 2025
Battery: BGZ20HL | BGZ32HL (SLA MAX)
Chargers: BS 30 | BK 20



OFFICIAL SPONSOR



Team: TATI TEAM AVA6 Racing
Competition: FIM Endurance World Championship
Models: Honda CBR 1000 RR-R
Collaboration: since 2025
Battery: BSLi-01
Chargers: BS 30 | BK 20



OFFICIAL SPONSOR

Team: Saddlemen Race Development
Competition: MotoAmerica Mission King Of The Baggers (KOTB) and Mission Super Hooligan National Championships (SHNC)
Models: Harley-Davidson Road Glide Limited (KOTB) Pan America 1250 road racer (SHNC)
Collaboration: since 2025
Battery: BSLi-04/06 | BSLi-09
Chargers: BS 30 | BK 20



OFFICIAL SPONSOR





aprilia[®]
RACING
Aprilia Racing



Yamaha GMT94



Fabio Quartararo



Kawasaki Bud Racing



MotoAmerica



Saddlemen Race Development



Canadian Superbike Championship



Tati Team AVA6 Racing



Kawasaki Pastorello



Suzuki Junior Team

OFFICIAL SPONSOR

TABLE OF CONTENTS

BATTERIES	10-31
BATTERY RANGE OVERVIEW	10-11
LITHIUM	12-13
LITHIUM MAX	14-15
SLA	16-17
SLA MAX	18-19
SLA MAX U1-500 / GR26-620	20-21
MF	22-23
DRY	24-27
UPGRADE CROSS REFERENCE CHART	28
PACKAGING INFORMATION GUIDE	30-31
SMART CHARGERS & MAINTAINERS	32-38
CHARGER SELECTION CHART	32
BS 10	33
BS 30	34
BS 30 MAX	35
BK 20	36
BS 15	37
BS 60	38
TIPS: HOW TO EXPAND YOUR BATTERY 'S LIFESPAN?	39
ACCESSORIES FOR CHARGER	40-41
PA 01	40
PA 01 MAX	40
PA 02	41
PA 04	41
PA 05	41
CL 02	
BOOSTER - POWER BOX	42-49
POWER BOX SELECTION CHART	42-43
POWER BOX	44-45
POWER BOX MAX	46-47
POWER BOX AIR	48-49
TESTERS	50-51
BST 1000	50
BT 02	51
BT 03	51
GLOSSARY	52-53
DEALERS SUPPORT	54-65
TRAINING PROGRAM	54
RACING PROGRAM	55
DIGITAL TOOLS	56-57
POINT OF SALES MATERIALS	58-59
MERCHANDISE / CLOTHES	60-61
MERCHANDISE / ACCESSORIES	62-63
MERCHANDISE / EVENTS	64-65

DISCLAIMER: these instructions have been written with the most current information available at the time of publication, based on sound engineering principles, research, extensive field experience, and the technical judgment of industry members. However, users are cautioned that this information is subject to change upon developments in technology, field experience, and available fitment data. BS BATTERY cannot nor does not claim any express or implied responsibility, representation, or warranty concerning this catalog's data or recommendations. Although this catalog has been compiled with the utmost care, BS BATTERY shall in no event be liable for any loss or damages claimed to have occurred as a result of use of this data or from the recommendations set henceforth. Users should always use the most current edition of the BS Powersports Battery catalog & applications and consult their equipment manufacturer's user manual or service department for specific replacement battery application information.

CREATION: Charles Farcy & Pierre Breson - **PHOTOS:** William Joly, Fabrizio Porrozz, Aprilia Racing Team ©, Yamaha MotoGP ©, Sherco Racing Factory Team ©, Pastorello Compétition & Bud Racing: Thibault GASTAL, CSBK: Rob O'Brien, Saddlemen: harleydavidson © / hdpanamerica © / kurpius ©, Tati Team: Go2creation / T.Gautheron

BATTERY RANGE OVERVIEW



DRY BATTERY

CONVENTIONAL



Entry-level bikers with standards requirement.

MF BATTERY

MAINTENANCE FREE



Entry-level bikers seeking easiness.

TECHNOLOGY

Flooded dry

AGM/VRLA

FACTORY ACTIVATED READY TO USE

—

—

NO ACID HANDLING

—

—

NO MAINTENANCE

—

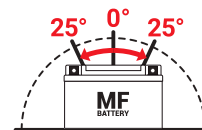
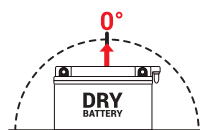


NON-SPILLABLE

—

—

INCLINATION LEVEL



OEM APPROVED

—



SUITABLE FOR E-COMMERCE

COMPLIANT WITH EU REGULATION 2019/1148
(FOR THE SALE OF ACID FOR BATTERIES)

—

—

EASY TO SHIP

—

—

TRANSPORT TYPE



SLA
FACTORY ACTIVATED

READY TO START



Budget-conscious riders looking for performance and time-saving.

SLA MAX
FACTORY ACTIVATED

READY TO START
MAXIMUM POWER



Adventure riders with big engines seeking robust performance and durability.

LITHIUM
LiFePO4

INNOVATION FOR
HIGH PERFORMANCE



Demanding riders seeking for peak performance, lightweight and advanced technology.

LITHIUM MAX
LiFePO4

INNOVATION FOR
MAXIMUM PERFORMANCE



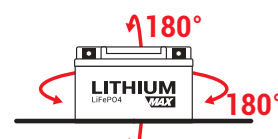
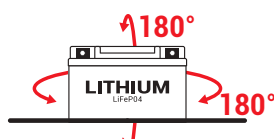
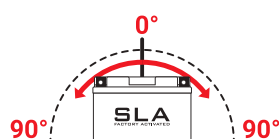
Selective riders aiming to meet the latest standards of modern vehicles.

AGM/VRLA

AGM/VRLA

LiFePO4

LiFePO4



(1) Once activated | (2) According to ADR, IMDG & IATA regulations

LITHIUM

INNOVATION FOR HIGH PERFORMANCE

Designed to offer **higher performance** thanks to **highly reduced weight**, **low self-discharge**, **much longer battery life**, the Lithium battery range covers most of the current vehicle parc. They are the perfect solution for **demanding riders seeking peak performance, lightweight and advanced technology**.



READY TO USE

Just plug & play.



LIGHTER WEIGHT

Up to 70% lighter than Lead Acid batteries.



EXTENSIVE CYCLE LIFE

Over 2 000 cycles.



HEAT RESISTANCE

Up to 230°C.



ROBUST BRASS TERMINALS

To enhance electrical performance.



STATE OF CHARGE INDICATOR

Monitor the state of charge with the indicator screen on the top.



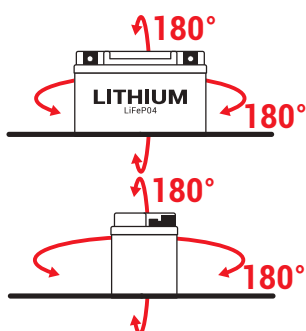
SPACERS

For superior performance and limited vibrations, our Lithium batteries are much smaller than the Lead Acid ones. Different spacer types are delivered with each battery to fit the casing easily.

Note: lithium motorcycle batteries can't be charged over 15V and require a specific charger for lithium technology.

MOUNTING ANGLES

HIGH INCLINATION



COMPATIBLE CHARGERS

BS 10
Battery size up to 20Ah

BS 30
Battery size up to 60Ah

BS 30 MAX
Battery size up to 60Ah

BK 20
Battery size up to 40Ah

DID YOU KNOW?

BS BATTERY Lithium Range is also suitable for all big-engines bikes such as Harley Davidson, BMW, Indian, Triumph...






Our 3 models:
BSLi-02, BSLi-03, BSLi-04/06
cover 80% of the current vehicle parc.

LITHIUM

LiFePO4

12V - TECHNICAL FEATURES

BATTERY - LITHIUM
LiFePO4

BS BATTERY TYPE	BS CODE	POWER (Wh)	CCA (A)	CAPACITY Ah (10Hr)	DIMENSIONS (±2mm)			POLARITY	TERMINAL	REPLACEMENT - MOST POPULAR MODELS		
					L	W	H			SLA / SLA MAX	MF	DRY
BSLi-01	360101	24	140	2	86	48	90			Replacement for KTM Original Equipment LFP01		
BSLi-02	360102	24	140	2	107	56	85			12N5.5-3B BB4L-B BB5L-B BB7C-A BB7L-B2 BTX4L+/BTZ5S BTX5L/BTZ6S BTX6.5L BTX7L BTZ7S BTZ7V BTZ8V	BTX4L-BS+/ BTZ5S-BS BTX5L-BS BTX7L-BS BTZ7S-BS	12N5.5-3B 12N7A-3A BB4L-B BB5L-B BB6.5L-B BB7C-A BB7L-B BB7L-B2
BSLi-03	360103	36	210	3	134	65	92			BB7-A BB9-B BTX7A BTX9 BT7B-4 BT9B-4	BTX7A-BS BT7B-BS BT9A-BS BT9B-BS BTX9-BS	12N7-4A 12N9-4B-1 BB7-A BB9-B
BSLi-04/06	360104	48	280	4	134	65	92			BB12A-A/B BB14A-A2 BTX12 BTX14 BTX14H BTX14AH BTX14AH/ BB14-A2/B2 BT12B-4 BT14B-4 BT12A BTZ10S BTZ12S BTZ14S BGZ16H	BTX12-BS BTX14-BS BTX14AH-BS BT12B-BS BT14B-BS BT12A-BS BTZ10S-BS BTZ12S-BS BTZ14S-BS	12N14-4A 12N12A-4A-1 BB10A-A2 BB12A-A BB12A-B BB12C-A BB14-A2 BB14-B2 BB14A-A1 BB14A-A2
BSLi-05	360105	48	280	4	134	65	92			BB10L-A2/B2 BB12AL-A2 BB16AL-A2 BTX14AHL/ BB14L-A2/B2	BTX14AHL-BS	12N10-3A 12N10-3B 12N14-3A BB10L-A2/B2 BB10L-BP BB12AL-A BB12AL-A2 BB14L-A1/A2 BB14L-B2 BB16AL-A2
BSLi-08	360108	60	300	5	148	86	105			BB16CL-B BTX14L BTX14HL BGZ16HL	BTX14L-BS	BB16L-B BB16CL-B
BSLi-09	360119	90	480	7.5	148	86	105			BTZ12S BTZ14S BTX16 BTX16H BTX20H BTX20CH BGZ20H	BTZ12S-BS BTZ14S-BS BTX16-BS BTX16-BS-1 BTX20-BS BTX20CH-BS BTX20A-BS	BB16-B BB16B-A/A1 HBB16A-A/ AB BB18-A
BSLi-10	360118	90	480	7.5	148	86	105			BTX20HL BTX24HL/ B50N18L-A/ A2/A3 BGZ20HL	BTX20L-BS BTX20HL-BS BTX24HL-BS	BB18L-A B50-N18L-A B50- N18L-A2/ A3/AT
BSLi-12	360112	96	560	8	165	86	130			BIX30L BIX30HL 53030 BGZ32HL	BIX30L-BS	BB30L-B BB30CL-B B60-N30L-A 12N24-3A 52515 53030
BSLi-14	360114	36	210	3	114	70	105			Replacement for Honda Original Equipment HY110		

LITHIUM MAX

INNOVATION FOR MAXIMUM PERFORMANCE

Designed to offer maximum performance thanks to highly reduced weight, low self-discharge, much longer battery life. The Lithium Max battery range is specially developed to meet the superior needs of off-road motorcycles, V-Twins, ATVs, UTVs and SSVs. The ideal solution for riders aiming to meet the latest standards of modern vehicles.



READY TO USE

Just plug & play.



LIGHTER WEIGHT

Up to 70% lighter than Lead Acid batteries.



EXTENSIVE CYCLE LIFE

Over 2 000 cycles.



HEAT RESISTANCE

Up to 230°C.



ROBUST BRASS TERMINALS

To enhance electrical performance.



STATE OF CHARGE INDICATOR

Monitor the state of charge with the indicator screen on the top.



HIGHEST STARTING POWER

Up to 900A.



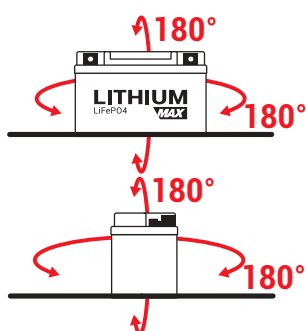
HIGHEST CAPACITY

Up to 2 times that of the Lithium range.

Note: lithium motorcycle batteries can't be charged over 15V and require a specific charger for lithium technology.

MOUNTING ANGLES

HIGH INCLINATION



COMPATIBLE CHARGERS

BS 10

Battery size up to 20Ah

BS 30

Battery size up to 60Ah

BS 30 MAX

Battery size up to 60Ah







BK 20

Battery size up to 40Ah

DID YOU KNOW?

Our BSLi-10 Max & BSLi-12 Max battery casings are designed to fit with original Lead Acid batteries no spacers are required.

Lithium batteries exceeding 100Wh must be shipped as dangerous goods. Our Lithium Max batteries are packaged in UN mastercarton in compliance with international transportation standards.

BS BATTERY TYPE	BS CODE	POWER (Wh)	CCA (A)	CAPACITY AH (10Hr)	DIMENSIONS (±2mm)			POLARITY	TERMINAL	REPLACEMENT - MOST POPULAR MODELS	
					L	W	H			LITHIUM	SLA/SLA MAX
BSLi-02 MAX	360115	36	180	3	114	70	85		 M5	BSLi-02	12N5.5-3B BB4L-B BB5L-B BB7C-A BB7L-B2 BTX4L+/BTZ5S BTX5L/BTZ6S BTZ7S BTX7L BTZ7V BTZ8V
BSLi-10 MAX	360116	180	750	15	175	87	155		 M6	BSLi-10	BGZ20HL BTX20HL BTX24HL/ B50N18L-A/A2/A BTX20L-BS BTX20HL-BS BTX24HL-BS BB18L-A
BSLi-12 MAX	360117	216	900	18	166	127	175		 M6	BSLi-12	BGZ32HL BIX30L BIX30HL BIX30L-BS BB30L-B 53030



SLA

READY TO START

Ready to use, SLA batteries (AGM technology) are **Factory Activated**, **completely spill-proof**, and **require no maintenance**. Our SLA offer is the **widest ready to use** range available on the market. This range of batteries is the perfect solution for **budget-conscious riders looking for performance and time-saving (efficiency)**.



FACTORY ACTIVATED

AGM (Absorbent Glass Mat) technology.



READY TO USE

Just plug & play.



NO MAINTENANCE

VRLA (Valve Regulated Lead Acid) design.



SPILL-PROOF DESIGN

Factory sealed & electrolyte held in a glass fiber mat.



NO ACID HANDLING

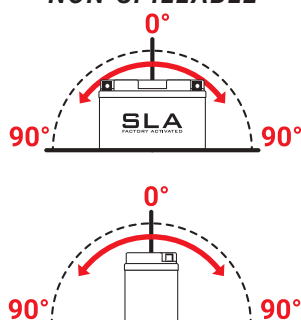
Very safe.



HIGH STARTING POWER & EXTENDED CYCLE LIFE

MOUNTING ANGLES

HIGH INCLINATION
NON-SPILLABLE



COMPATIBLE CHARGERS

BS 10 Battery size up to 20Ah	BS 15 Battery size up to 30Ah
BS 30 Battery size up to 60Ah	BS 30 MAX Battery size up to 60Ah
BS 60 Battery size up to 120Ah	BK 20 Battery size up to 40Ah

DID YOU KNOW?

SLA range can replace 95% of Maintenance Free and DRY batteries.

SLA batteries are non-spillable, so they're safe to ship and e-commerce ready!



BS BATTERY TYPE	BS CODE	CAPACITY Ah (10Hr)	CAPACITY Ah (20Hr)	CCA A (-18°C)	DIMENSIONS (±2mm)			ASSEMBLY LAYOUT	TERMINAL
					L	W	H		
BTZ7S	300635-1	6	6.3	130	113	70	105		A
BT7B-4	300641	6.5	6.8	110	150	65	93		A
BTZ7V	300912	6.5	6.8	105	113	70	121		A
BTZ8V	300890	7	7.4	120	113	70	130		A
BT9B-4	300642	8	8.4	120	150	68	105		A
BTZ10S	300636-1	8.6	9	190	150	88	93		A
BT12-10Z	300913	10	10.5	180	194	59	112		A
BTZ12S	300637-1	11	11.6	215	150	88	110		A
BT12B-4	300643	10	10.5	210	150	69	130		A
BTZ14S	300638-1	11.2	11.8	230	150	88	110		A
BT14B-4	300644	12	12.6	210	150	69	145		A
BT4B-5	300756	2.3	2.4	40	113	38	85		J
BTR4A-5	300667	2.3	2.4	35	113	48	85		I
BTX4L+/BTZ5S	300669	4	4.2	65	113	70	85		A
BTX5L/BTZ6S	300670	5	5.3	90	113	70	105		A
BTX6.5L	300904	6.5	6.8	85	139	66	100		B
BTX7L	300673	6	6.3	100	113	70	130		A
BTX7A	300672	6	6.3	105	150	87	93		A
BTX9	300674	8	8.4	135	150	87	105		A
BT12A	300679	10	10.5	175	150	87	105		A
BTX12	300680	10	10.5	180	150	87	130		A
BTX14	300681	12	12.6	200	150	87	145		A
BTX14L	300760	12	12.6	200	150	87	145		A
BTX14AH/BB14-A2/B2	300758	14	14.7	210	135	90	164		A
BTX14AHL/BB14L-A2/B2	300759	14	14.7	210	135	90	164		A
BTX16	300763	14	14.7	230	150	87	161		A
BTX20CH	300766	18	18.9	270	150	87	161		A
BTX20H	300688	18	18.9	310	175	87	155		A
BTX20HL	300689	18	18.9	310	175	87	155		A
BTX24HL/B50-N18L-A/A2/A3	300770	21	22.1	350	205	87	162		A
BIX30L	300631	30	31.6	400	165	125	175		A
12N5.5-3B	300840	5.5	5.8	70	135	60	130		A
12N5.5-4A/4B	300841	5.5	5.8	70	135	60	130		A
12N7A-3A/B	300683	10	10.5	90	146	60	130		B
BB3L-A/B	300842	3	3.2	35	98	56	110		B
BB4L-B	300665	4	4.2	50	120	70	92		A
BB5L-B	300671	5	5.3	65	120	60	130		B
BB7-A	300850	8	8.4	120	135	75	133		A
BB7C-A	300843	8	8.4	80	129	89	114		B
BB7L-B2	300836	8	8.4	100	135	75	133		E
BB9-B	300675	9	9.5	120	135	75	139		A
BB10L-A2/B2	300677	11	11.6	120	133	90	145		A
BB12AL-A2	300837	12	12.6	150	134	80	161		B
BB12A-A/B	300881	12	12.6	150	134	80	161		B
BB14A-A2	300838	14	14.7	200	134	88	176		A
BB16AL-A2	300839	16	16.8	160	205	70	162		A
BB16CL-B	300771	19	20	230	175	100	175		A
53030	300880	30	31.6	300	178	123	166		G
6N4-2A/A-4	300916	4	4.2	25	71	71	93		-
6N6-3B/B-1	300917	6	6.3	50	95	55	117		B
B49-6	300918	10	10.5	80	91	83	159		B
B38-6A	300919	13	13.7	105	119	83	161		B
6N11A-1B/3A	300915	11	11.6	90	121	58	130		B
6N11A-4A	300914	11	11.6	90	121	58	130		B

12V

6V

TERMINAL
TYPE

SLA MAX

READY TO START
MAXIMUM POWER

Ready to use, SLA MAX batteries (AGM technology) are **Factory Activated, completely spill-proof**, and require **no maintenance**. Specially developed to meet the **superior needs of big-engine bikes** offering **maximum performance, maximum reliability and extended life**.



FACTORY ACTIVATED

AGM (Absorbent Glass Mat) technology.



READY TO USE

Just plug & play.



NO MAINTENANCE

VRLA (Valve Regulated Lead Acid) design.



SPILL-PROOF DESIGN

Factory sealed & electrolyte held in a glass fiber mat.



NO ACID HANDLING

Very safe.



EXTREME VIBRATION RESISTANCE

Reinforced battery case.



MAXIMUM STARTING POWER & EXTENDED CYCLE LIFE

20% higher than SLA CCA.

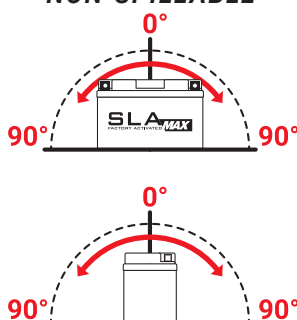


SUPERIOR CAPACITY

20% higher than SLA capacity.

MOUNTING ANGLES

HIGH INCLINATION
NON-SPILLABLE



COMPATIBLE CHARGERS

BS 10 Battery size up to 20Ah	BS 15 Battery size up to 30Ah
BS 30 Battery size up to 60Ah	BS 30 MAX Battery size up to 60Ah
BS 60 Battery size up to 120Ah	BK 20 Battery size up to 40Ah

DID YOU KNOW?

SLA MAX range is a perfect solution for ATV, UTV, SSV, watercraft & snowmobile too!

SLA MAX batteries are non-spillable, so they're safe to ship and e-commerce ready!

FOR HARLEY DAVIDSON - BGZ SERIES


Developed to fit Harley Davidson bikes, the SLA MAX BGZ series thus offer maximum performance to big-engine vehicles with demanding requirements and extensive electronic equipment.

BS BATTERY TYPE	BS CODE	CAPACITY Ah (10Hr)	CAPACITY Ah (20Hr)	CCA A (-18°C)	DIMENSIONS (±2mm)			ASSEMBLY LAYOUT	TERMINAL	REPLACEMENT - MOST POPULAR MODELS	
					L	W	H			SLA / SLA MAX	MF / DRY
BGZ16H	300931	16	16.8	240	150	88.5	145	+		BTX14H BTX14	BTX14-BS
BGZ16HL	300932	16	16.8	240	150	88.5	145	-		BTX14HL BTX14L	BTX14L-BS
BGZ20H	300938	20	21.1	360	176	89	157	+		BTX20H	BTX20-BS
BGZ20HL	300939	20	21.1	360	176	89	154	-		BTX20HL	BTX20L-BS BTX20HL-BS BB18L-A
BGZ32HL	300935	32	33.7	500	170	132	175	-		BIX30HL BIX30L	BIX30L-BS BB30L-B




BUILT-IN COPPER NUTS

Enhanced conductivity (up to 50% more than standard terminal) & improved max torque strength (up to 13N.m).



FRONT & TOP CONNECTIONS

Designed to facilitate the mounting on Heavy Duty motorcycles.



TALLER PLATES

For enhanced CCA & Capacity.

FOR BMW

Developed to fit BMW's latest bikes, these SLA MAX models are designed to offer maximum performance with increased capacity and high starting power.

BS BATTERY TYPE	BS CODE	CAPACITY Ah (10Hr)	CAPACITY Ah (20Hr)	CCA A (-18°C)	DIMENSIONS (±2mm)			ASSEMBLY LAYOUT	TERMINAL
					L	W	H		
BTX14H*	300887	14	14.7	220	150	87	145	+	
BTX16H*	300896	14	16	250	150	87	161	+	
51913	300860	21	22	275	186	82	171	-	

FOR POLARIS & INDIAN

Developed to fit Indian's latest bikes, SLA MAX BTX14AH provides increased power, extended life and maximum reliability.

BS BATTERY TYPE	BS CODE	CAPACITY Ah (10Hr)	CAPACITY Ah (20Hr)	CCA A (-18°C)	DIMENSIONS (±2mm)			ASSEMBLY LAYOUT	TERMINAL
					L	W	H		
BTX14AH*	300863	13	13.7	240	134	89	164	+	

* Models manufactured and designed according to OEM specifications

SLA MAX U1-500 GR26-620

READY TO START
MAXIMUM POWER

Ready to use, these SLA MAX batteries (AGM technology) are **Factory Activated**, **completely spill-proof**, and **maintenance-free**. Specially engineered for ATV and UTV applications, they deliver reliable starting power, exceptional vibration resistance, and long-lasting performance even in the toughest off-road conditions.



FACTORY ACTIVATED

AGM (Absorbent Glass Mat) technology.



READY TO USE

Just plug & play.



NO MAINTENANCE

VRLA (Valve Regulated Lead Acid) design.



SPILL-PROOF DESIGN

Factory sealed & electrolyte held in a glass fiber mat.



NO ACID HANDLING

Very safe.



EXTREME VIBRATION RESISTANCE

Reinforced battery case.



MAXIMUM STARTING POWER & EXTENDED CYCLE LIFE

20% higher than SLA CCA.

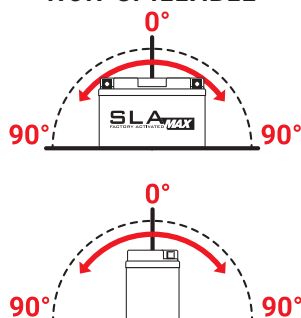


SUPERIOR CAPACITY

20% higher than SLA capacity.

MOUNTING ANGLES

HIGH INCLINATION
NON-SPILLABLE



COMPATIBLE CHARGERS

BS 10 Battery size up to 20Ah	BS 15 Battery size up to 30Ah
BS 30 Battery size up to 60Ah	BS 30 MAX Battery size up to 60Ah
BS 60 Battery size up to 120Ah	BK 20 Battery size up to 40Ah

DID YOU KNOW?

Built to handle extreme terrain, mud, and weather, U1-500 and GR26-620 ensure maximum reliability and superior endurance.

FOR POLARIS, YAMAHA & KAWASAKI


Built with a reinforced casing and powerful starting capabilities, the U1-500 and GR26-620 deliver reliability and performance for latest ATVs, SSVs and UTVs.

BS BATTERY TYPE	BS CODE	CAPACITY Ah (10Hr)	CAPACITY Ah (20Hr)	CCA A (-18°C)	DIMENSIONS (±2mm)			ASSEMBLY LAYOUT	TERMINAL
					L	W	H		
U1-500	300899	30	31.6	500	195	125	176		
GR26-620	300692	51	53	620	220	172	199		




REINFORCED CASING WITH GRID FRAMEWORK

For a maximum vibration
resistance.



8,8 MM TERMINALS*

specially designed for large
SSV/UTV screws.



TALLER PLATES

For enhanced CCA
& Capacity.

* U1-500 only



MAINTENANCE FREE

Supplied with an acid pack, MF batteries (AGM technology) **must be activated** by filling with acid before the first use. **Totally sealed once activated**, those batteries **don't require maintenance or any water refilling** thanks to gas recombination technology. MF batteries are the good solution for entry-level bikers seeking ease of use.



TO BE ACTIVATED

AGM (Absorbent Glass Mat) technology.



ACID PACK INCLUDED

For initial filling.



NO MAINTENANCE*

VRLA (Valve Regulated Lead Acid) design.



TIGHTLY SEALED AFTER FILLING

Electrolyte is held in a glass fiber mat.



SUPERIOR POWER & EXTENDED CYCLE LIFE



LONG SHELF LIFE

No need to be recharged while stocked (if not activated).

*once activated

COMPATIBLE CHARGERS

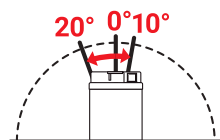
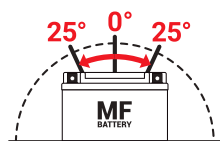
BS 10 Battery size up to 20Ah **BS 15** Battery size up to 30Ah

BS 30 Battery size up to 60Ah **BS 30 MAX** Battery size up to 60Ah

BS 60 Battery size up to 120Ah **BK 20** Battery size up to 40Ah

MOUNTING ANGLES

MEDIUM INCLINATION



DID YOU KNOW?

MF batteries are not suitable for e-commerce. Since February 1st, 2021, the regulation (EU) 2019/1148 prohibits the sale of acid batteries to the public in Europe.

BS in MF battery type means Bottle Supplies.

BS BATTERY TYPE	BS CODE	CAPACITY Ah (10Hr)	CAPACITY Ah (20Hr)	CCA A (-18°C)	DIMENSIONS (±2mm)			ASSEMBLY LAYOUT	TERMINAL
					L	W	H		
BT4B-BS	300625	2.3	2.4	40	113	38	85		J
BTR4A-BS	300624	2.3	2.4	45	113	48	85		I
BTX4L-BS	300909	3	3.2	50	113	70	85		A
BT5AL-BS	300747	5	5.3	65	120	60	130		B
BTX4L-BS+/BTZ5S-BS	300617	4	4.2	50	113	70	85		A
BTX5L-BS	300618	4	4.2	80	113	70	105		A
BTZ7S-BS	300695	6	6.3	130	113	70	105		A
BTX7A-BS	300619	6	6.3	105	150	87	93		A
BTX7L-BS	300620	6	6.3	100	113	70	130		A
BT7B-BS	300626	6.5	6.8	85	150	65	93		A
BT9B-BS	300627	8	8.4	120	150	70	105		A
BTX9-BS	300621	8	8.4	135	150	87	105		A
BTZ10S-BS	300696	8.6	9	190	150	88	93		A
BT12-10Z-BS	300622	9	9.5	150	194	59	112		A
BT9A-BS	300748	9	9.5	115	135	75	139		A
BT12A-BS	300602	10	10.5	175	150	88	105		A
BT12B-BS	300628	10	10.5	210	150	70	130		A
BTX12-BS	300603	10	10.5	180	150	87	130		A
BTZ12S-BS	300697	11	11.6	215	150	88	110		A
BT14B-BS	300629	12	12.6	210	150	69	145		A
BTX14-BS	300604	12	12.6	200	150	87	145		A
BTX14L-BS	300605	12	12.6	200	150	87	145		A
BTX14AH-BS	300606	12	12.6	210	133	90	164		A
BTX14AHL-BS	300607	12	12.6	210	133	90	164		A
BTZ14S-BS	300698	11.2	11.8	230	150	88	110		A
BTX16-BS	300609	14	14.7	230	150	87	161		A
BTX16-BS-1	300623	14	14.7	230	150	87	161		E
BTX20-BS	300611	18	18.9	270	175	87	155		A
BTX20A-BS	300808	18	18.9	270	150	87	161		A
BTX20CH-BS	300616	18	18.9	270	150	87	161		A
BTX20L-BS	300610	18	18.9	270	175	87	155		A
BTX20HL-BS	300614	18	18.9	310	175	87	155		A
BTX20H-BS	300613	18	18.9	310	175	87	155		A
BTX24HL-BS	300630	21	22.1	350	205	87	162		A
BIX30L-BS	300753	30	31.6	400	168	126	173		A

**TERMINAL
TYPE**


CONVENTIONAL

DRY batteries are Lead Acid **flooded** batteries that must be filled before the first use with **periodic maintenance**. These **conventional** batteries are perfectly suitable for entry-level powersport vehicles with standard requirements.



TO BE ACTIVATED

DRY-charged technology.



ACID PACK INCLUDED

For initial filling.



PERIODIC MAINTENANCE

Refilled with water if necessary.



HANDLE WITH CARE TO PREVENT ACID SPILLAGE



LONG SHELF LIFE

No need to be recharged while stocked (if not activated).



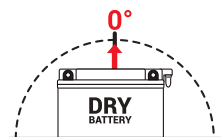
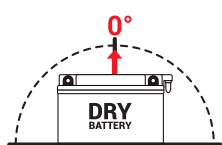
INTERNAL GAS EMISSION THROUGH VENTING HOLE



WIDE VARIETY OF 6V & 12V MODELS

MOUNTING ANGLES

UPRIGHT INCLINATION
ONLY



COMPATIBLE CHARGERS

BS 10

Battery size up to 20Ah

BS 15

Battery size up to 30Ah

BS 30

Battery size up to 60Ah

BS 30

Battery size up to 60Ah

BS 60

Battery size up to 120Ah

BK 20

Battery size up to 40Ah

DID YOU KNOW?

Since February 1st, 2021, the regulation (EU) 2019/1148 prohibits the sale of acid batteries to the public in Europe.

As they are not activated (dry-charged), DRY batteries can be stored for several years.

BS BATTERY TYPE HIGH PERFORMANCE	BS CODE	CAPACITY Ah (10Hr)	CAPACITY Ah (20Hr)	CCA A (-18°C)	DIMENSIONS (±2mm)			ASSEMBLY LAYOUT	TERMINAL
					L	W	H		
BB2.5L-C	310729	2.5	2.6	20	80	70	105		-
BB3L-A	310589	3	3.2	30	98	56	110		B
BB3L-B	310588	3	3.2	30	98	56	110		B
BB4L-B	310590	4	4.2	50	120	70	92		A
BB5L-B	310591	5	5.3	65	120	60	130		B
BB6.5L-B	310732	6.5	7	65	138	73	107		B
BB7B-B	310662	7	7.4	85	150	60	130		B
BB7-A	310592	8	8.4	105	135	75	133		B
BB7C-A	310593	8	8.4	85	130	90	114		E
BB7L-B	310594	8	8.4	85	135	75	133		B
BB7L-B2	310595	8	8.4	85	135	75	133		A
BB9-B	310596	9	9.5	115	135	75	139		B
BB9L-B	310599	9	9.5	115	135	75	139		B
BB9L-A2	310598	9	9.5	100	135	75	139		A
BB9A-A	310597	9	9.5	100	135	75	155		B
BB10L-A2	310556	11	11.6	130	135	90	145		D
BB10L-B	310555	11	11.6	130	135	89	145		B
BB10L-B2	310557	11	11.6	130	135	90	145		D
BB10L-BP	310558	11	11.6	165	135	89	145		B
BB12A-A	310561	12	12.6	155	134	81	160		B
BB12A-B	310562	12	12.6	155	134	81	160		B
BB12AL-A/A2	310564	12	12.6	155	134	80	160		B
BB12C-A	310566	12	12.6	155	134	80	175		A
BB14-A2	310567	14	14.7	175	134	89	166		D
BB14-B2	310568	14	14.7	175	134	89	166		D
BB14L-A	310778	14	14.7	190	134	89	166		B
SBB14L-A2	310575	14	14.7	175	134	89	166		D
SBB14L-B2	310741	14	14.7	175	134	89	166		D
BB14A-A2	310571	14	14.7	175	134	89	176		D
BB16-B	310577	19	20	215	175	100	155		B
BB16L-B	310578	19	20	215	175	100	155		B
BB16HL-A-CX	310822	19	20	255	175	100	155		B
BB16B-A	310580	16	16.8	210	160	90	161		A
BB16B-A1	310581	16	16.8	210	160	90	161		C
BB16AL-A2	310576	16	16.8	210	207	71.5	164		F
HBB16A-A/AB	310582	16	16.8	210	151	91	180		C

TERMINAL
TYPE



12V - TECHNICAL FEATURES

DRY
BATTERY

BS BATTERY TYPE HIGH PERFORMANCE	BS CODE	CAPACITY Ah (10Hr)	CAPACITY Ah (20Hr)	CCA A (-18°C)	DIMENSIONS (±2mm)			ASSEMBLY LAYOUT	TERMINAL
					L	W	H		
BB16CL-B	310579	19	20	250	175	100	175		A
B50-N18L-A/A2/12N18-3A	310547	20	21.1	250	205	90	162		C
B50-N18L-A3	310548	20	21.1	250	205	90	162		A
BB18L-A	310586	18	18.9	235	180	90	162		C
B60-N24L-A	310658	28	29.5	280	184	124	175		G
B60-N30L-A	310554	30	31.6	300	184	130	170		G
BB30L-B	310552	30	31.6	300	165	130	176		A
BB30CL-B	310553	30	31.6	300	165	130	192		A
BHD-12	310601	29	29.5	280	205	130	165		H
51814	310545	-	19	210	186	82	171		G
51913	310542	-	19	210	186	82	171		G
52515	310543	-	30	300	184	130	170		G
53030	310544	-	30	300	184	130	170		G
53034	310659	-	31	300	184	130	170		G

BS BATTERY TYPE	BS CODE	CAPACITY Ah (10Hr)	CAPACITY Ah (20Hr)	CCA A (-18°C)	DIMENSIONS (±2mm)			ASSEMBLY LAYOUT	TERMINAL
					L	W	H		
12N5-3B	310533	5	5.3	40	120	61	130		B
12N5.5-3B	310529	5.5	5.8	55	135	60	130		B
12N5.5-4A	310530	5.5	5.8	55	135	60	130		F
12N7-3B	310534	7	7.4	75	135	75	133		B
12N7-4A	310645	7	7.4	75	135	75	133		B
12N7-4B	310535	7	7.4	75	135	75	133		B
12N7A-3A	310800	7	7.4	70	150	60	130		B
12N9-3B	310538	9	9.5	85	135	75	139		B
12N9-4B-1	310537	9	9.5	85	135	75	139		B
12N12A-4A-1	310527	12	12.6	120	134	81	160		B
12N14-3B	310772	14	14.7	135	134	89	166		D

TERMINAL
TYPE



BS BATTERY TYPE	BS CODE	CAPACITY Ah (10Hr)	CAPACITY Ah (20Hr)	CCA A (-18°C)	DIMENSIONS (±2mm)			ASSEMBLY LAYOUT	TERMINAL
					L	W	H		
6N4-2A-2	310708	4	4.2	-	71	71	96		-
6N4-2A-4	310510	4	4.2	-	71	71	96		-
6N4-2A-7	310512	4	4.2	-	71	71	96		-
6N4A-4D	310513	4	4.2	-	61	57	130		-
6N4B-2A	310514	4	4.2	-	102	48	96		-
6N4B-2A-3	310515	4	4.2	-	102	48	96		-
6N6-3B	310518	6	6.3	-	99	57	111		B
6N6-3B-1	310519	6	6.3	-	99	57	111		B
B49-6	310522	10	10.5	-	91	83	160		B
B38-6A	310520	13	13.7	-	119	83	161		B
6N11A-3A	310500	11	11.6	-	122	62	131		B
B54-6A (6N12A-2D)	310504	12	12.6	-	156	57	116		B
6BB8L-B	310806	8	8.4	-	120	70	95		B

Non-exhaustive list.



DID YOU KNOW?

95% of DRY batteries can be replaced by our SLA battery range.


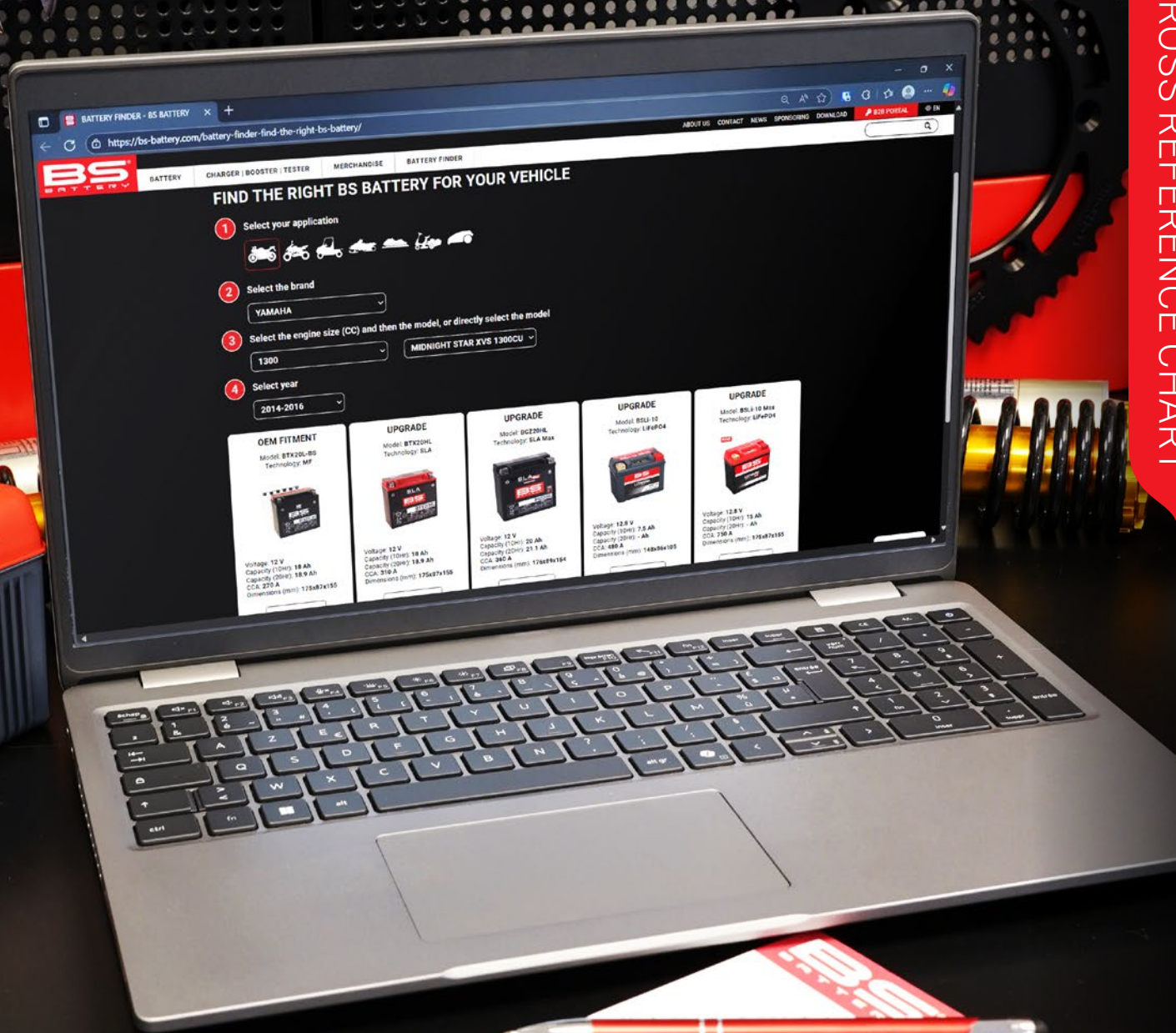
DRY batteries are not suitable for e-commerce. Since February 1st, 2021, the regulation (EU) 2019/1148 prohibits the sale of acid batteries to the public in Europe.

UPGRADE CROSS REFERENCE CHART

DRY	MF	SLA	SLA MAX	LITHIUM
	BTZ5S/BTX4L-BS+	BTZ5S/BTX4L+		BSLi-02 ; BSLi-02 MAX
		BTZ6S/BTX5L		BSLi-02 ; BSLi-02 MAX
	BTZ7S-BS	BTZ7S		BSLi-02 ; BSLi-02 MAX
	BT7B-BS	BT7B-4		BSLi-03
		BTZ7V		BSLi-02 ; BSLi-02 MAX
		BTZ8V		BSLi-02 ; BSLi-02 MAX
	BT9B-BS	BT9B-4		BSLi-03
	BTZ10S-BS	BTZ10S		BSLi-04/06
	BTZ12S-BS	BTZ12S		BSLi-04/06 ; BSLi-09
	BT12B-BS	BT12B-4		BSLi-04/06
	BTZ14S-BS	BTZ14S		BSLi-04/06 ; BSLi-09
	BT14B-BS	BT14B-4		BSLi-04/06
51814 ; 51913			51913 MAX	BSLi-12
	BT12-10Z-BS	BT12-10Z		
	BT4B-BS	BT4B-5		
	BTR4A-BS	BTR4A-5		
	BTX4L-BS+/BTZ5S-BS	BTX4L+/BTZ5S		BSLi-02 ; BSLi-02 MAX
	BTX5L-BS	BTX5L/BTZ6S		BSLi-02 ; BSLi-02 MAX
		BTX6.5L		BSLi-02 ; BSLi-02 MAX
	BTX7L-BS	BTX7L		BSLi-02 ; BSLi-02 MAX
	BTX7A-BS	BTX7A		BSLi-03
	BTX9-BS	BTX9		BSLi-03
	BT12A-BS	BT12A		BSLi-04/06
	BTX12-BS	BTX12		BSLi-04/06
	BTX14-BS	BTX14	BTX14H MAX ; BGZ16H MAX	BSLi-04/06
	BTX14L-BS	BTX14L	BGZ16HL MAX	BSLi-08
BB14-A2 (12N14-4A) ; BB14-B2	BTX14AH-BS	BTX14AH/BB14-A2/B2	BTX14AH MAX	BSLi-04/06
BB14L-A2 (12N14-3A) ; BB14L-B2	BTX14AHL-BS	BTX14AHL/BB14L-A2/B2		BSLi-05
	BTX16-BS	BTX16	BTX16H MAX	BSLi-09
	BTX20-BS	BTX20H	BGZ20H MAX	BSLi-09
	BTX20CH-BS ; BTX20A-BS	BTX20CH		BSLi-09
BB18L-A	BTX20L-BS ; BTX20HL-BS	BTX20HL	BGZ20HL MAX	BSLi-10 ; BSLi-10 MAX
B50-N18L-A/A2/A3	BTX24HL-BS	BTX24HL/B50-N18L-A/A2/A3		BSLi-10 ; BSLi-10 MAX
BB30L-B	BIX30L-BS	BIX30L	BGZ3ZHL MAX	BSLi-10 ; BSLi-10 MAX
6N11A-1B ; 6N11A-3A		6N11A-1B/3A		
6N4-2A ; 6N4-2A-4		6N4-2A/A-4		
6N6-3B ; 6N6-3B-1		6N6-3B/B-1		
6N11A-4 ; 6N11A-4A		6N11A-4A		
B49-6		B49-6		
B38-6A		B38-6A		
12N5.5-3B		12N5.5-3B		BSLi-02 ; BSLi-02 MAX
12N5.5-4A ; 12N5.5-4B		12N5.5-4A/4B		
12N7A-3A		12N7A-3A/B		
BB3L-A ; BB3L-B		BB3L-A/B		BSLi-01
BB4L-B		BB4L-B		BSLi-02 ; BSLi-02 MAX
BB5L-B (12N5-3B)		BB5L-B		BSLi-02
BB7-A (12N7-4A)		BB7-A		BSLi-03
BB7C-A		BB7C-A		BSLi-02 ; BSLi-02 MAX
BB7B-B		12N7A-3A/B		
BB7L-B (12N7-3B) ; BB7L-B2		BB7L-B2		BSLi-02 ; BSLi-02 MAX
BB9-B (12N9-4B-1)	BT9A-BS	BB9-B		BSLi-03
BB10L-A2 ; BB10L-B2 ; BB10L-BP		BB10L-A2/B2		BSLi-05
BB12AL-A/A2		BB12AL-A2		BSLi-05
BB12A-A (12N12A-4A-1) ; BB12A-B		BB12A-A/B		BSLi-04/06
BB14A-A2 ; BB14A-A1		BB14A-A2		BSLi-04/06
BB14-A2 (12N14-4A) ; BB14-B2	BTX14AH-BS	BB14-A2/B2/BTX14AH	BTX14AH MAX	BSLi-04/06
BB14L-A2 (12N14-3A) ; BB14L-B2	BTX14AHL-BS	BB14L-A2/B2/BTX14AHL		BSLi-05
BB16AL-A2		BB16AL-A2		BSLi-05
BB16CL-B		BB16CL-B		BSLi-10 ; BSLi-10 MAX
B50-N18L-A/A2/A3	BTX24HL-BS	B50-N18L-A/A2/A3/BTX24HL		BSLi-10 ; BSLi-10 MAX
53030		53030		BSLi-12 ; BSLi-12 MAX

BATTERY FINDER

UPGRADE CROSS REFERENCE CHART



Find the right BS BATTERY for your vehicle
on our website

bs-battery.com

PACKAGING INFORMATION GUIDE

LITHIUM
LiFePO4

LITHIUM
LiFePO4 **MAX**



SLA
FACTORY ACTIVATED

SLA **MAX**
FACTORY ACTIVATED



MF
BATTERY



DRY
BATTERY



- ① Battery designation
- ② Battery range
- ③ Technical specifications
- ④ Battery polarity
- ⑤ Lead acid battery type replacement
- ⑥ Acid sulfuric manual
- ⑦ Limited quantity label: refers to any hazardous goods shipped in small containers and packed in boxes. It means that safety is assured.

LITHIUM

LiFePO4

LITHIUM

LiFePO4 **MAX**

SLA

FACTORY ACTIVATED

SLA

FACTORY ACTIVATED **MAX**

MF

BATTERY

DRY

BATTERY



INSTRUCTION MANUAL



SCAN ME







FR INSTRUCTIONS DE MONTAGE
DE BEDIENUNGSANLEITUNG
ES MANUAL DE INSTRUCCIONES
IT LIBRETTO D'ISTRUZIONI
PT MANUAL DE INSTRUÇÕES
NL INSTRUCTIE HANDLEIDING
PL INSTRUKCJA OBSŁUGI
GR ΕΓΧΕΙΡΙΔΙΟ ΟΔΗΓΙΩΝ
RU ИНСТРУКЦИЯ ПО ЭКСПЛУАТАЦИИ

QR CODE FOR DIGITAL INSTRUCTIONS

Direct access to our website's download area, where you can access and download all the necessary instructions digitally.

CHARGER SELECTION CHART



BATTERY TECHNOLOGY	AUTO-DETECT LEAD ACID & LITHIUM			LEAD ACID	
BATTERY VOLTAGE (V)	6 & 12	12	6 & 12	12	
BATTERY CAPACITY (Ah)	UP TO 20	UP TO 60	UP TO 40	UP TO 30	UP TO 120
BATTERY CAPACITY FOR MAINTENANCE (Ah)	UP TO 40	UP TO 120	UP TO 80	UP TO 60	UP TO 180
CHARGING CURRENT (A)	1	3	3x 2	1.5	1 - 4 - 6
CHARGING PROGRAM	9 STAGES		10 STAGES		8 STAGES
RECONDITIONING FUNCTION	NO		YES		YES
POWER SUPPLY FUNCTION	NO		YES	NO	NO
CAN BUS MODE	NO		YES	NO	NO
USERS TYPE	 FOR END-USERS		 FOR PROFESSIONALS	 FOR END-USERS	
GOOD TO KNOW	WALL MOUNT CONNECTION	MULTIAXIS HOOK	DISPLAY PARTS (OPTION page 58)	MULTIAXIS HOOK	WALL MOUNT FIXATION
SUITABLE FOR					

BS 10

SMART BATTERY CHARGER & MAINTAINER

6V/12V - 1A LEAD ACID & LITHIUM

BS Code: 700516

- **Auto detect** Lead Acid or Lithium technology.
- **6V & 12V** mode selection.
- **Zero overcharge**: adaptable charging algorithm Lead Acid & Lithium (LiFePO4).
- **Safe**: connection spark-free, reverse polarity, short circuit and internal overheat protection.
- **Easy to use**: connect, select battery voltage & forget.
- **Battery capacity**: up to 20Ah.

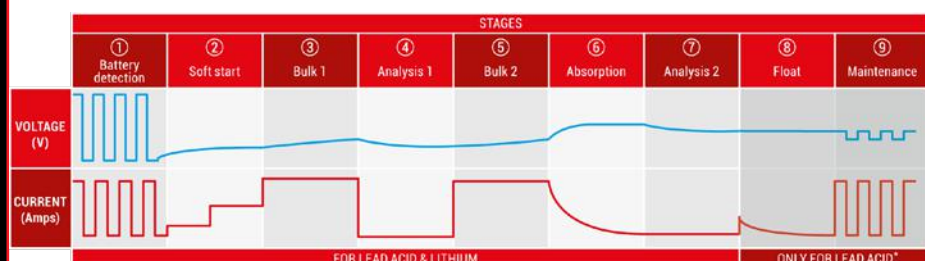


BOX CONTENT

International plugs available on request



CHARGING CURVE - 9 STAGES



*Adaptable charging algorithm for Lithium
No float & maintenance stages.
Once the battery is fully charged, the charge is stopped.

BS 30

SMART BATTERY CHARGER & MAINTAINER

12V - 3A

LEAD ACID & LITHIUM

BS Code: 700566

- **Auto detect** Lead Acid or Lithium technology.
- **Zero overcharge:** adaptable charging algorithm Lead Acid & Lithium (LiFePO4).
- **Safe:** connection spark-free, reverse polarity, short circuit and internal overheat protection.
- **Easy to use:** connect & forget.
- **Multiaxis hook.**
- **Battery capacity:** up to 60Ah.

MULTIAXIS HOOK

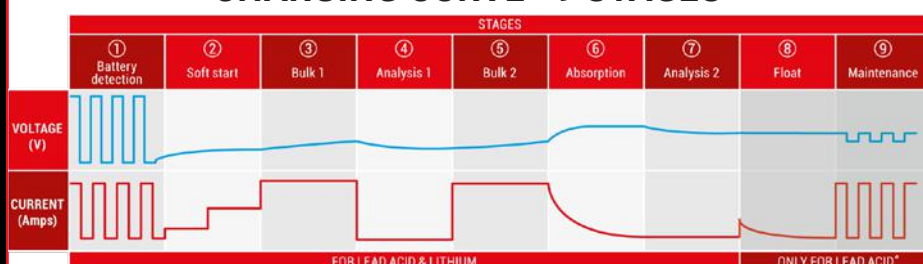
360°

QUICK CONNECTION - SAE

BOX CONTENT



CHARGING CURVE - 9 STAGES



*Adaptable charging algorithm for Lithium
No float & maintenance stages.
Once the battery is fully charged, the charge is stopped.

BS 30 MAX

SMART BATTERY CHARGER
& MAINTAINER WITH
RECONDITIONING FUNCTION

12V - 3A

LEAD ACID & LITHIUM

BS Code: 700606

BOX CONTENT

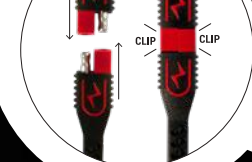


- **Auto detect** Lead Acid or Lithium technology.
- **Zero overcharge:** adaptable charging algorithm Lead Acid & Lithium (LiFePO4).
- **Reconditioning function** for deeply discharged batteries.
- **Safe:** connection spark free, reverse polarity, short circuit and internal overheat protection.
- **Easy to use:** connect & forget.
- **Power supply:** delivers stable DC voltage for diagnostics, maintenance or battery replacement.
- **CAN Bus mode:** automatically activate the 12V output on CAN bus equipped vehicles, ensuring optimized charging control and monitoring.
- **Force mode:** recovers low-voltage "dead" Lead Acid or LiFePO4 batteries.
- **Bumper:** protects the charger and provides grip on angled or slippery surfaces.
- **Battery capacity:** up to 60Ah.

MULTIAXIS HOOK



QUICK CONNECTION - SAE



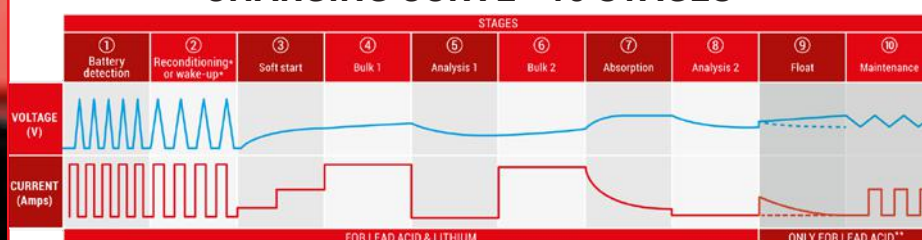
OPTION

PA 05 CAN Bus connector to SAE plug

BS Code: 700590



CHARGING CURVE - 10 STAGES



* Only if force mode is selected:
- For Lead Acid: reconditioning stage.
- For Lithium: wake-up stage.

**Adaptable charging algorithm for Lithium
No float & maintenance stages.
Once the battery is fully charged, the charge is stopped.

BK 20

SMART BANK BATTERY CHARGER
& MAINTAINER WITH
RECONDITIONING FUNCTION

6V/12V - 3X 2A

LEAD ACID & LITHIUM

BS Code: 700547

- Charges and maintains 3 batteries with different voltages and technologies at once.
- Auto detect Lead Acid or Lithium technology.
- Zero overcharge: adaptable charging algorithm Lead Acid & Lithium (LiFePO4).
- Force mode function: to activate low voltage "dead" Lead Acid battery or wake up "dead" LiFePO4 battery.
- Safe: connection spark-free, reverse polarity, short circuit and internal overheat protection.
- Easy to use: connect, select battery voltage & forget.
- 6V & 12V mode selection.
- Battery capacity: up to 40Ah.

WALL MOUNT FIXATION



QUICK CONNECTION - SAE



BOX CONTENT



DID YOU KNOW?

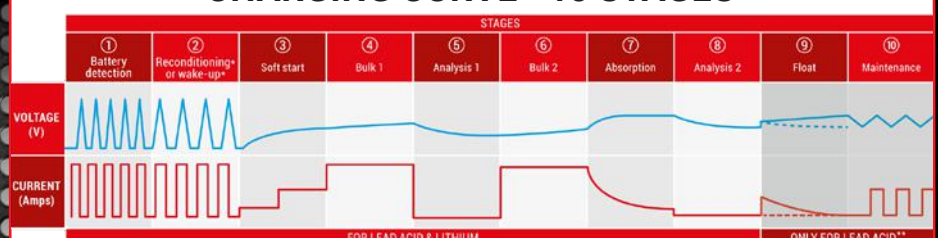
CHARGING STATION

Build your own Charging Station
to charge and maintain
6 batteries at once!
Refer to page 58

- BATTERY DISPLAY 900075
- + ASSEMBLY PART 700548
- + CHARGER BK 20 700547



CHARGING CURVE - 10 STAGES



* Only if force mode is selected:
- For Lead Acid: reconditioning stage.
- For Lithium: wake-up stage.

**Adaptable charging algorithm for Lithium
No float & maintenance stages.
Once the battery is fully charged, the charge is stopped.


BS 15

SMART BATTERY CHARGER
& MAINTAINER WITH
RECONDITIONING FUNCTION

12V - 1.5A
LEAD ACID

BS Code: 700565

- > Suitable for **Lead Acid** batteries.
- > **Reconditioning function** for deeply discharged batteries.
- > Ideal for charging during the winter season.
- > **Safe:** connection spark-free, reverse polarity, short circuit and internal overheat protection.
- > **Easy to use:** connect & forget.
- > **Battery capacity:** up to 30Ah.



BOX CONTENT



International
plugs available
on request

CHARGING CURVE - 8 STAGES



CHARGER - **BK 20** / **BS 15**

BS 60

SMART BATTERY CHARGER
& MAINTAINER WITH
RECONDITIONING FUNCTION

12V - 1/4/6A
LEAD ACID

BS Code: 700532

- Suitable for **Lead Acid** batteries.
- **Reconditioning function** for deeply discharged batteries.
- **Selectable battery type** (Calcium, Gel, AGM) and charge rate (1A/4A/6A).
- **Automatic battery condition** diagnosis.
- **Safe:** connection spark-free, reverse polarity, short circuit and internal overheat protection.
- **Easy to use:** connect, select battery type charge rate & forget.
- **Battery capacity:** up to 120Ah.

QUICK CONNECTION - SAE



WALL MOUNT FIXATION



BOX CONTENT



International
plugs available
on request

CHARGING CURVE - 9 STAGES



TIPS: HOW TO EXPAND YOUR BATTERY'S LIFESPAN?

A well-maintained battery is the key to your vehicle's reliability and performance. Regular care not only ensures consistent starts but also prevents unexpected failures on the road. With the right maintenance and charging practices, you can maximize your battery's lifespan, maintain optimal performance, and enjoy peace of mind every time you ride.



CLEAN & INSPECT

Regularly check terminals and cables. Remove corrosion with a brush or suitable cleaner. Tighten connections to avoid voltage drops and premature battery wear.



TEST FREQUENTLY

Use the BST1000 Tester to monitor voltage, battery health and internal resistance. Detect early signs of sulfation or degradation and act before failure. If the measured voltage is low, a charge is recommended. Here below the battery voltage information per technology

LEAD ACID BATTERY

13V	Top Condition - 100%
12.8V	Good battery - 75%
12.5V	Needs recharging - 50%
12.2V	Urgent recharge needed - 25%
< 12V	Dead battery - 0%

LITHIUM BATTERY

> 13.3V	Top Condition
13V - 12.8V	Needs Recharging
12.8V - 12.5V	Immediate Recharge Required
2.5V - 0V	Deep Discharge



CHARGE SMARTLY

Before charging, always check your battery's voltage (6V or 12V) and verify the charger's compatibility with your battery technology: Lead Acid or LiFePO4.

Selecting the proper charging current based on battery capacity is also critical:

BATTERY TYPE	RECOMMENDED CHARGING CURRENT (A)	MAXIMUM CHARGING CURRENT (A)	RECOMMENDED CHARGER
LEAD-ACID	$0.1 - 0.2 \times \text{BATTERY CAPACITY (AH)}$	$0.3 \times \text{BATTERY CAPACITY (AH)}$	BS10 / BS15 / BS30 / BS30MAX / BS60 / BK20
LiFePO4	$0.5 - 1 \times \text{BATTERY CAPACITY (AH)}$	$2 \times \text{BATTERY CAPACITY (AH)}$	BS10 / BS30 / BS30MAX / BK20

Example: BTZ7S (6Ah) = Recommended charging current is 0.1 to 0.2x6Ah = 0.6A to 1.2A | Max charging current is 0.3x6Ah = 1.8A

Example: BSLi-02 (2Ah) = Recommended charging current is 0.5 to 1 x2Ah = 1A to 2A | Max charging current is 2x2Ah = 4A

Use a BS BATTERY smart charger is essential to prevent overcharging, overheating, and capacity loss – all of which shorten battery life.



RIDE REGULARLY & AVOID DEEP DISCHARGE

Frequent riding helps maintain proper charge cycles and prevents sulfation. Long inactivity causes voltage drops and capacity loss. Never allow your battery voltage to fall below the recommended level – deep discharge can cause irreversible damage (sulfation). For seasonal or occasional use, connect your battery to a BS BATTERY maintainer charger.



STORE PROPERLY

Keep batteries in a cool, dry place away from sunlight or heat sources. Extreme temperatures accelerate chemical degradation and self-discharge. If stored for a long period, disconnect the battery from the vehicle and perform a maintenance charge every 2–3 months for Lead Acid and every 6 months for LiFePO4.

ACCESSORIES

FOR CHARGERS

PA 01

EYELET CONNECTOR TO SAE PLUG

This connection is the ideal solution if your battery is difficult to access, hidden or if you cannot use clamps. Just connect the eyelet terminals to the battery and charge as usual. This accessory is compatible with any chargers equipped with SAE plug.

- For all 12V vehicles and motorcycles batteries.
- M6 eyelets terminals.
- 3A Fuse.
- Wire 61 cm (18AWG).
- Safe & easy to connect.



PA 01 - 1 PC

BS Code: 700513



PA 01 - JAR (20 pcs)

BS Code: 700573



**A MUST-HAVE ADDITION
TO ANY COUNTER SHOP!**

PA 01 MAX

EYELET CONNECTOR WITH POWER BOX MAX & SAE PLUG ADAPTER

BS Code: 700587

This connector is the ideal solution when your battery is hard to reach, hidden, or when using clamps is not possible. It provides a quick and secure way to either charge your battery with a charger or jump-start it using the POWER BOX MAX booster, thanks to its dual connection: an SAE plug and a dedicated Power Box Max plug.

- Adapter with SAE plug connection POWER BOX MAX plug.
- For all 12V vehicles and motorcycles batteries.
- M6 eyelets terminals.
- 10A Fuse.
- Wire 60 cm (8AWG).
- Safe & easy to connect.



PA 02

MV AGUSTA CONNECTOR TO SAE PLUG

BS Code: 700585

Converts the battery charging connector (SAE) to the MV Agusta wiring harness plug models from 2010. This accessory is compatible with any chargers equipped with SAE plug.

- > Wire 61 cm (18AWG).
- > Safe & easy to connect.
- > Quick SAE connection.



CL 02

BS CLAMPS TO SAE PLUG

BS Code: 700535



PA 04

CABLE EXTENDER SAE TO SAE

BS Code: 700588

Cable extension with SAE connection system at both ends.

- > Wire 460cm (16 AWG).
- > Quick SAE connection.



PA 05

CAN BUS CONNECTOR TO SAE PLUG

BS Code: 700590

- > For all 12 V vehicles and motorcycles equipped with CAN Bus.
- > CAN Bus connector (DIN / ISO 4165 plug).
- > Wire 61 cm (18AWG).
- > Safe and easy to connect.
- > Quick SAE connection.



POWER BOX SELECTION CHART



 **POWER BOX**



 **POWER BOX**
AIR



 **POWER BOX**
MAX

BOOSTER FUNCTION

FOR BATTERY TYPES	12 VOLT LEAD-ACID	
PEAK STARTING CURRENT (A)	1200	2000
GAS ENGINE RATING	UP TO 7.0 LITERS	UP TO 8.0 LITERS
DIESEL ENGINE RATING	UP TO 6.0 LITERS	

POWER SUPPLY / POWER BANK FUNCTION

INTERNAL BATTERY (Wh)	44,4	37	74
-----------------------	------	----	----


LED FLASHLIGHT FUNCTION

LUMENS	150	140	300
--------	-----	-----	-----

INFLATOR FUNCTION

MAX PRESSURE	—	10,3 BAR / 150 PSI	—
--------------	---	--------------------	---

ADDITIONAL DETAILS

GOOD TO KNOW	ULTRA COMPACT	MULTI-PURPOSE	IDEAL FOR V-TWIN ENGINES
SUITABLE FOR			
OPTION	EXTENDED SMART CABLE (60 CM) BS Code: 700577		PA01 MAX EYELET CONNECTOR WITH POWER BOX MAX & SAE PLUG ADAPTER BS Code: 700587



POWER BOX

BOOSTER 1200A

POWER SUPPLY & FLASHLIGHT

BS Code: 700559

- Compact & powerful booster rated at 1200A.
- Suitable for 12V Lead Acid battery only.
- Up to 20 jump starts in one charge.
- Designed for gas (7.0L) and diesel (6.0L) engines.
- **Very safe:** smart cable with spark-proof connection and reverse polarity protection.
- **Power supply for all USB devices** when you need them most.
- **LED flashlight function** with 3 modes.
- **LCD display** with state of charge indication and output ports used.
- Comes with a **storage case**, smart jump lead, lightning cable, Micro USB cable, USB C cable, 12V car charger and 12V home charger.

BATTERY COMPATIBILITY





BOOSTER

600A

Start current

1200A

Start peak current

SUITABLE FOR



GAS

7.0L

engines up to 7000cc

DIESEL

6.0L

engines up to 6000cc



POWER SUPPLY

Recharge your mobile, tablet or any other device thanks to the USB port.

SUITABLE FOR



UNIVERSAL PLUGS

EASY TO CHARGE & RECHARGE!



LED FLASHLIGHT

3 LIGHT MODES:

> CONSTANT LIGHT > STROBE > SOS

BOX CONTENT



International plugs available on request



1x Micro USB cable



1x Lightning cable



1x USB C cable



OPTION

EXTENDED SMART CABLE (60CM).

BS Code: 700577



POWER BOX MAX

BOOSTER 2000A

POWER SUPPLY & FLASHLIGHT

BS Code: 700586

- Compact & powerful booster rated at 2000A.
- Suitable for 12V Lead Acid battery only.
- Up to 40 jump starts in one charge.
- Designed for gas (8.0L) and diesel (6.0L) engines.
- **Very safe:** smart cable with spark-proof connection and reverse polarity protection.
- **Power supply for all USB devices** when you need them most.
- **LED flashlight function** with 3 modes.
- **LCD display** with state of charge indication and output ports used.
- Comes with a storage case, smart jump lead, lightning cable, Micro USB cable, USB C cable, 12V car charger and 12V home charger.

BATTERY COMPATIBILITY

Lead Acid

SLA

GEL

AGM

MF

DRY

Ca/Ca





BOOSTER

1200A | **2000A**
Start current | Start peak current

SUITABLE FOR



GAS | **DIESEL**
8.0L | **6.0L**
engines up to 8000cc | engines up to 6000cc



POWER SUPPLY

Recharge your mobile, tablet or any other device thanks to the USB port.

SUITABLE FOR



UNIVERSAL PLUGS
EASY TO CHARGE & RECHARGE!



LED FLASHLIGHT

3 LIGHT MODES:

> CONSTANT LIGHT > STROBE > SOS

BOX CONTENT



International plugs available on request

1x Micro USB cable

1x Lightning cable

1x USB C cable

OPTION

PA01 MAX EYELET CONNECTOR WITH POWER BOX MAX & SAE PLUG ADAPTER

BS Code: 700587

Ideal solution when your battery is hard to reach, hidden, or when using clamps is not possible. It provides a quick and secure way to either charge your battery with a charger or jump-start it using the POWER BOX MAX booster.



POWER BOX AIR

BOOSTER 1200A

POWER SUPPLY,
AIR COMPRESSOR
& FLASHLIGHT

BS Code: 700589

- Compact & powerful booster rated at 1200A.
- Suitable for 12V Lead Acid battery only.
- Up to 20 jump starts in one charge.
- Designed for gas (7.0L) and diesel (6.0L) engines.
- **Very safe:** smart cable with spark-proof connection and reverse polarity protection.
- **Air compressor** with maximum pressure 10.3 bar / 150 PSI.
- **Power supply for all USB devices** when you need them most.
- **LED flashlight function** with 3 modes.
- **LCD display** with state of charge indication and output ports used.
- Comes with a **storage case**, smart jump lead, lightning cable, Micro USB cable, USB C cable, 12V car charger and 12V home charger.

BATTERY COMPATIBILITY

Lead Acid

SLA

GEL

AGM

MF

DRY

Ca/Ca





BOOSTER

600A

Start current

1200A

Start peak current

SUITABLE FOR



GAS

7.0L

engines up to 7000cc

DIESEL

6.0L

engines up to 6000cc



POWER SUPPLY

Recharge your mobile, tablet or any other device thanks to the USB port.

SUITABLE FOR



UNIVERSAL PLUGS

EASY TO CHARGE & RECHARGE!



AIR COMPRESSOR

MAX PRESSURE:
10,3 BAR/150 PSI

SUITABLE FOR



LED FLASHLIGHT

3 LIGHT MODES:

> CONSTANT LIGHT > STROBE > SOS

BOX CONTENT



International plugs available on request



1x Micro USB cable



1x Lightning cable



1x USB C cable



OPTION

EXTENDED SMART CABLE (60CM)

BS Code: 700577



BS
BATTERY
POWER BOX
AIR

BST 1000

TESTER LEAD ACID & LITHIUM

BS Code: 700605

The BST 1000 is a 12V Lead Acid & Lithium battery tester that offers a complete testing program including: battery test, charging test, alternator test, resistance test, voltage test and cranking test (CCA- cold cranking amps).

Designed for professionals, the BST 1000 is the perfect solution to check the health of your automotive or powersport battery in just a few minutes!

- For Lead Acid (flooded, AGM flat or spiral, GEL, EFB) & Lithium batteries.
- For all 12V automotive or powersport batteries.
- 5 battery tests: charging, alternator, resistance, voltage, cold cranking Amps tests.
- Easy to read thanks to the large LCD screen.
- Print function via PC printer.
- Multiple languages: English, German, Spanish, French, Dutch & Italian.
- Short circuit and polarity reverse protections.

BOX CONTENT



BATTERY COMPATIBILITY



APPLICATION



HOW TO INTERPRET TEST RESULTS?

1. GOOD CONDITION

Battery Status: 96%	490 CCA
Charge Level: 98%	12.64 V
Internal Resistance: 6.1 mΩ	
Reference Base: 500 A	
Interpretation: good battery	

3. BATTERY CLOSE TO END NEEDS REPLACEMENT

Battery Status: 46%	230 CCA
Charge Level: 98%	12.64 V
Internal Resistance: 35 mΩ	
Reference Base: 500 A	
Interpretation: aging battery, needs replacement	

5. DAMAGED BATTERY NEEDS REPLACEMENT

Battery Status: 0%	0 CCA
Charge Level: 20%	10.64 V
Internal Resistance: 45.2 mΩ	
Reference Base: 500 A	
Interpretation: defective battery, replace	

2. GOOD CONDITION REQUIRES RECHARGING

Battery Status: 78%	440 CCA
Charge Level: 30%	12.20 V
Internal Resistance: 7.2 mΩ	
Reference Base: 500 A	
Interpretation: good condition but needs recharging	

4. CHARGE AND RETEST

Battery Status: 39%	310 CCA
Charge Level: 20%	12.08 V
Internal Resistance: 15 mΩ	
Reference Base: 500 A	
Interpretation: charge the battery and retest	

DID YOU KNOW?

Lithium Battery: The charging voltage of a motorcycle in good condition should be between 13.8V and 14.5V. It is important to note that a charge exceeding 14.8V becomes critical for a lithium battery. Under no circumstances should a lithium battery be installed if the charge exceeds 15V.


BT 02

BATTERY & ALTERNATOR TESTER

BS Code: 700512

The BT 02 is a **battery & alternator** tester designed to **save time** on electrical issues: it gives an instant diagnosis.

- > For 12V Lead Acid batteries only.
- > Check alternator or battery's health.



BT 03

BATTERY CONDITION INDICATOR WITH INTEGRATED LED

BS Code: 700517

Designed for professionals and end-users, the BT 03 allows to **check the state of charge** of 12V Lead Acid batteries, with 3 integrated LED lights display **diagnostic tool**.

- > For 12V Lead Acid batteries only.
- > 3 LED indicators (green, orange, red) integrated directly into the eyelet connection.
- > Extra slim.



GLOSSARY

AGM - ABSORBENT GLASS MAT

A separator technology used in sealed lead-acid batteries in which the glass-mat separator absorbs 100% of the electrolyte. Thanks to the immobilized electrolyte, an AGM battery will not leak or spill and does not require water addition.

ACID

Acid is sulphuric acid, used to describe the electrolyte or liquid contained in a battery's cells.

AMPERE - A OR AMPS

Unit of measurement for electric current.

AMPERE-HOUR - AH OR AMP HR

The unit of measure to indicate the battery's capacity, obtained by multiplying the current in amps by the time in hours of discharge. Example for a battery delivering 1 Amp for 20 hours = 1 amp x 20 hours = 20 Ah.

CAPACITY

The ability to the ability of a fully charged battery to deliver a specified quantity of electricity (Ah) at a given rate (A) over a definite period of time (Hr). Example: a battery with 20Ah as capacity can deliver 5 Amp for 4 hours.

CCA - COLD CRANKING AMPS

A rating that is used to define the battery's ability to start an engine under low-temperature conditions (-18°C).

GAS RECOMBINATION

Recombination in a VRLA battery is the process in which hydrogen and oxygen gas, formed when charging, are recombined to liquid water. Gas recombination, thanks to the valve mechanism, allows lead batteries to be sealed (without water loss).

MF

Maintenance Free battery.

POLARITY

The particular state of a battery terminal, either positive (+) or negative (-). The positive battery terminal cap or positive charging cable are always red. The negative battery terminal cap or negative charging cable are always black.

SLA

Sealed Lead Acid battery.

SULFATION

The formation or deposit of lead sulfate on the lead plates surface of the batteries. If the sulfation become excessive, the battery won't operate efficiently and may not work at all.

TERMINALS

Electrical connection from the battery to the external circuit. Each terminal is connected to either the first (positive) or last strap (negative) in the series connection of cells in a battery.

VRLA

Valve Regulated Lead-Acid battery. A sealed, maintenance-free lead-acid battery in which the electrolyte is immobilized and pressure is controlled by a safety valve

WATT HOUR - WH

Unit of electrical energy equivalent to a power consumption of one watt for one hour.

Multiplying a battery voltage (V) by the rated capacity (Ah) gives the battery energy in Wh.

Example for a Lithium battery $12V - 4Ah = 12V \times 4Ah = 48Wh$.



DEALERS SUPPORT

TRAINING PROGRAM



Training plays a vital role in our business success, which is why we developed **BS BATTERY ACADEMY**: a comprehensive training program to enhance technical skills and make a significant impact on our partners' growth and profitability.

- SALES & TECHNICAL TRAININGS
- FOR DISTRIBUTORS OR DEALERS
- 100% CUSTOMIZED PROGRAMS
- IN-PERSON OR ONLINE
- LED BY DEDICATED EXPERTS



EVENTS

Providing comprehensive operational and design support to ensure maximum impact and strong brand visibility for our partners at every trade fair and event is at the heart of our service.


- BOOTH CONCEPTION (LAYOUT, DESIGN)
- OPERATIONAL SUPPORT (MERCHANDISING, SAMPLES)
- ON-SITE STAFF (B2B MEETINGS, PRODUCT PRESENTATION...)
- B2C ACTIVATIONS (SOCIAL MEDIA CONTEST, GIVEAWAYS, PILOT SIGNING SESSIONS)



For more details, please contact your BS BATTERY Team.

DEALERS SUPPORT RACING PROGRAM

Engaging our partners through our shared passion for racing is an opportunity to immerse them in the world of speed, precision, and excellence while reflecting our commitment to delivering top-notch products and services.



- > VIP HOSPITALITY
- > PADDOCK ACCESS
- > PILOTS & TEAMS MEETING
- > FOR TOP SALES REPS,
TOP DEALERS
- > BUSINESS ACTIVATION:
INCENTIVES
SALES CHALLENGES
CONTESTS



From FIM MotoGP to World Superbike and MXGP, we offer immersive racing experiences that create unforgettable moments, leaving a lasting impact on our partners long after the event.



BATTERY FINDER

Our 24/7 BATTERY FINDER app is available on our website.
Scan the QR code to find the perfect power solution.



SCAN HERE

Find the right battery in seconds for your:



Moto



Scooter



ATV/UTV/SSV



Watercraft



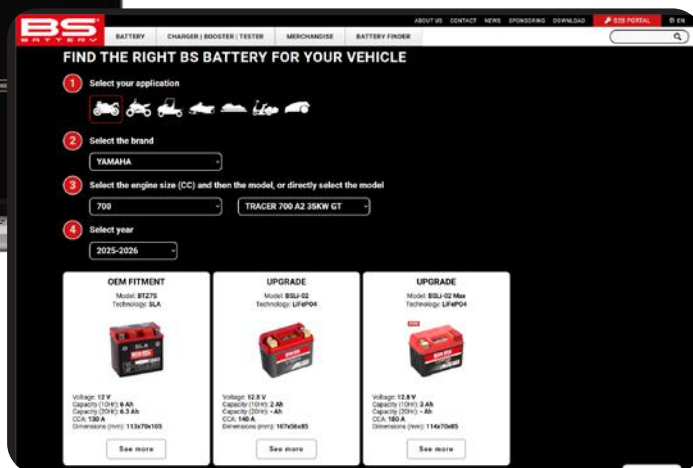
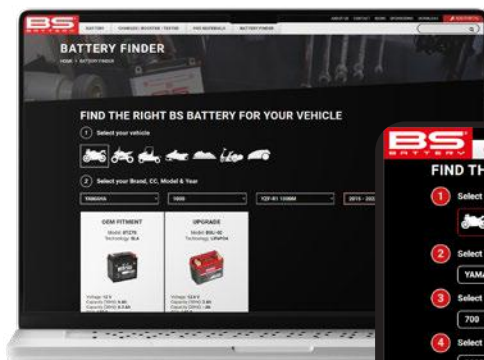
Snowmobile



Lawnmower

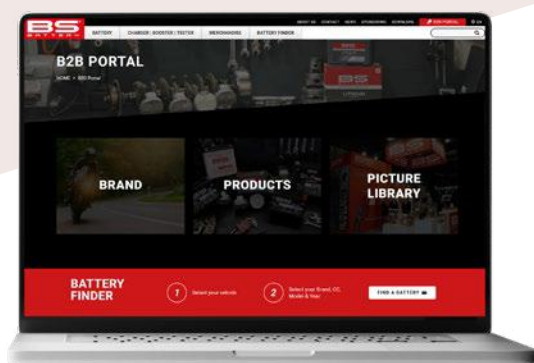


Robot



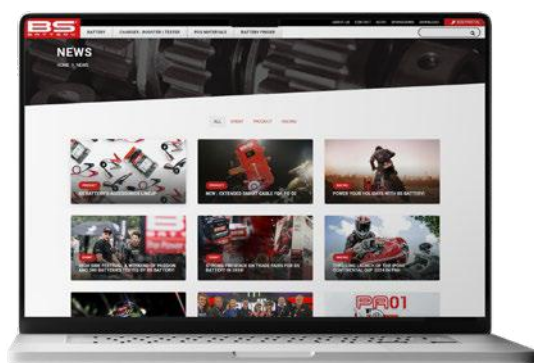
DEALERS SUPPORT

DIGITAL TOOLS



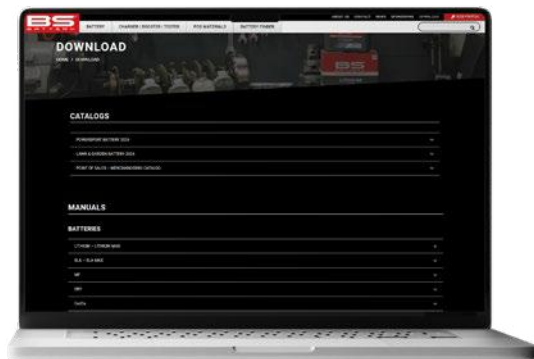
B2B PORTAL

Exclusive portal for BS BATTERY Distributors.
Access all brand, product, and media assets in one place.



NEWS

Read all our latest news about products, racing, events:
go on bs-battery.com → "NEWS"



DOWNLOAD AREA

Access our public area to download essential resources:
catalogue, manual, and datasheet.
Go on bs-battery.com → "DOWNLOAD"

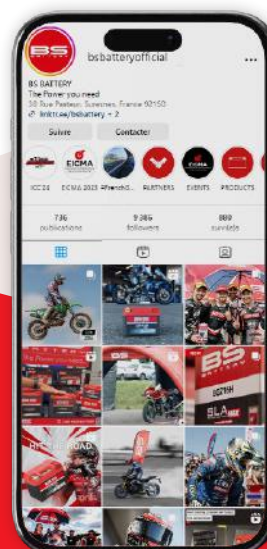
SOCIAL MEDIA

 @bsbatteryofficial

 @bsbattery

 @bsbattery

 @bs-battery



FOLLOW US!

DEALERS SUPPORT

POINT OF SALES MATERIALS | CHARGING STATION



1

BATTERY DISPLAY

BS Code: 900075

This display allows the promotion of batteries, chargers, testers and booster.

Height: 1 740 mm

Width: 610 mm

Depth: 350 mm



2

SMART CHARGER BK 20

BS Code: 700547 (x2)

Charges and maintains 6 batteries with different voltages and technologies at once.

Page 36



3

BK 20 FIXING ACCESSORY

BS Code: 700548

This accessory allows you to mount up to two BK 20 chargers on our battery display.



DEALERS SUPPORT


POINT OF SALES MATERIALS

COUNTERMAT

On request

Dealer hands-on support with upgrade cross reference chart, battery range overview, and quick access to our fitment list (battery finder). Scratch-resistant matte laminate counter mat, non-skid rubber backing.

For any interest, please contact your BS BATTERY Team.
Dimensions: 400 x 550 mm, 1.5mm thick.



CATALOG POWERSPORT 2026

BS Code: 900080



WELCOME CARPET

BS Code: 900108

Entrance carpet - oil and water resistant with non-slip backing, 100 % polyamide, thickness to fit under any door.
Dimensions: 600 x 950 mm



STICKERS BS OFFICIAL DEALER (2pcs)

Red double-sided sticker for shop windows with BS BATTERY logo and OFFICIAL DEALER.
UV resistant.

Dimensions: 70 x 130 mm

BS Code: 900101

Dimensions: 161 x 300 mm

BS Code: 900161



PEN (25pcs)

BS Code: 900053

Metal pen elegant with chrome accents, a rubber soft finish for touchscreens.



DEALERS SUPPORT

MERCHANDISE | CLOTHES



SOFTSHELL FACTORY

BS Code: 900110 to 900114

Waterproof and windproof with membrane and inner fleece.
Elasticized lower body tightening. Wrist strap with Velcro closure.
Produced by Kenny Racing.
Size: S to XXL

NEW



BODYWARMER FACTORY

BS Code: 900133 to 900137

Bodywarmer jacket with zipper. Zipped pockets on the front. Collar with a soft finish.
Produced by Kenny Racing.
Size: S to XXL



NEW



T-SHIRT FACTORY - BLACK

BS Code: 900122 to 900126

100 % Ringspun cotton 220 gr.

Produced by IXON.

Size: S to XXL



NEW



T-SHIRT FACTORY - WHITE

BS Code: 900148 to 900152

100 % Ringspun cotton 220 gr.

Produced by IXON.

Size: S to XXL

NEW



SWEATSHIRT FACTORY

BS Code: 900116 to 900120

Premium cotton / polyester blend 300 g/m².

Hood and zip fastening.

Produced by IXON.

Size: S to XXL



NEW

DEALERS SUPPORT

MERCHANDISE | ACCESSORIES



KEYRING (10pcs)

BS Code: 900107

Elastic band with a hook,
perfect for hanging keys.
Dimensions: 425 x 40 mm



TOTEBAG (10pcs)

BS Code: 900082

Practical and stylish, with
long, comfortable handles,
it can be easily carried over
the shoulder.
Dimensions: 320 x 420 mm



NECK WARMER (10pcs)**BS Code: 900132**

Neck warmers offer style and protection against the cold. It can be worn in multiple ways. Dimensions: 500 x 260 mm

**CAP** (5pcs)**BS Code: 900106**

Cap with eyelets and adjustments (plastic plaw). Produced by Kenny Racing. Adult size.

**NEW****UMBRELLA****BS Code: 900054**

Elegant, strong and durable with a racing look. Automatic opening, foam rubber handle. Dimensions: Length: 1000 mm | Diameter: 1 300 mm



DEALERS SUPPORT

MERCHANDISE | EVENTS



PADDOCK CARPET

BS Code: 900109

This carpet prevents fuel and lubricant spills when maintenance and repairs are carried out. FIM compliant, easily washable with non-slip backing, 100% polyamide ($\pm 2\,500\text{ g/m}^2$).

Dimensions: 95 x 220 cm



WINDFLAG

BS Code: 900139

Light and easy to carry
Ideal for shops, events, fairs...

Dimensions: 290 cm



Scan to see our full collection

TENT**BS Code: 900156**

Easy-to-set-up, ideal for racing events and exhibitions.

Dimensions: 3 x 3 m

**INFLATED TENT****BS Code: 900155**

Durable and easy-to-set-up inflatable tent, ideal for outdoor events and exhibitions.

Dimensions: 4 x 4 m

Event Activation Battery Testing Service

We work closely with our partners to create B2C events that bring real value, such as our Battery Testing Service concept :

Every rider can have their battery tested with our BST1000 tester, and receive a diagnostic report, a clear explanation, and personalized recommendations.

It's a friendly, hands-on experience that helps riders feel confident and supported, while reinforcing our commitment to service and education.

Event Kit includes:

- 1 Inflated Tent
- 1 BST1000 tester
- BS30 Chargers
- PB02 Booster
- 1 Paddock Carpet
- Notepads / Pens
- Compatible batteries (fitting with vehicles event)
- Test report sheets





The Power you need...

THE POWER YOU NEEDED

