



CALIFORNIA CATALOG 2024

800 528 5555 · SHOPBULBRITE.COM

BULBRITE[®]
turn life on



TURN ON
THE LIGHTS
TURN ON
THE LIGHTS
TURN ON
THE LIGHTS

Tools & Resources



Lighting 101

Get all the lighting tips and tricks you and your customers need to know at a glance!

Available for download at

bulbrite.com/learn

Get Lightopedia Certified

Learn the basics of light bulbs and become certified. Eligible for CEU credits through the American Lighting Association.

Sign up at

lightopedia.com



Sales Tools

Visit bulbrite.com/resources for our latest catalogs, sell sheets, social media templates and more!



Merchandising Options

Feature our products with our half moon counter top display or bulb wheels





















Visit bulbrite.com/resources

Email sales@bulbrite.com for more information on merchandising programs.

TABLE OF CONTENTS

Lighting Basics	6
How To Use Your LED Catalog	7

Decorative

 A Type - Preferred Series Clear	9
 A Type - Preferred Series Milky	10
 A Type - Premium Series Clear	11
 ST18 - Premium Series Clear	12
 ST15, A15 - Preferred Series Clear	14
 ST15, A15 - Preferred Series Milky	15
 CA10 - Preferred Series Clear & Milky	16
 CA10 - Premium Series Clear	17
 B11 - Preferred Series Clear & Milky	18
 B11 - Premium Series Clear & Milky	19
 Warm Dim - Milky A19, ST18, G25	20
 Warm Dim - Milky B11, CA10, G16	21
 Globe - Preferred Series Clear & Milky	22
 Globe - Premium Series Clear	23
Curved - Preferred Series ST18, A19, G25, T14	24
 T Type - Preferred Series Clear - T9 5", 11", 15"	25
T Type - Premium Series Clear - T9 5"	26
T Type - Preferred Series Frost - T9 5"	27
T Type - Preferred Series Clear & Milky - T6, T8, T14	28
 Nostalgic - Preferred Series T9 5", 7.5", 11", 15"	29
 Nostalgic - Preferred Series T6, T8, T14	30
 Nostalgic - Preferred Series G16, CA10, A19, G25, ST18	31
Half Gold G16, A19, G25, G40	32
Half Mirror G25, G40	33
Half Black G16, A19, G25, G40	34
Half White G25, G40	35
Spunlite®. Fiesta & Prism C11, C15, F15, Prism	36
C7, C9, G16, S14 Clear	37
Grand - Preferred Series Traditional Collection	38
Grand - Preferred Series Whimsical Collection	39
Grand - Preferred Series Natural Collection	40


Bulbrite Solana®

Clear Filaments	43
Tunable White - B11, A19, G25	
Milky Filaments	44
Tunable White - A19, G25	
General Purpose	45
Tunable White - A19 and Tunable White & Colors - A19	

General Purpose

A Type - Preferred Series	47
Dimmable	
A Type - Premium Series	48
Dimmable	
A Type	49
Dusk-to-Dawn	
PARs - Premium Series	50
PAR20	
PARs - Premium Series	51
PAR30 Short Neck	
PARs - Premium Series	52
PAR30 Long Neck	
PARs - Premium Series	53
PAR38	
MRs - Premium Series	54
MR16 GU10	
MRs - Premium Series	55
MR16 GU5.3	

Recessed Downlights

4" & 5/6" Retrofit Kits	57
5CCT Selectable with E26 Quick Connect Adapter	
 7" Disc Light	58
5CCT Selectable & 3000K 90 CRI	
4" & 6" Downlight	59
5CCT Selectable w/Remote Metal J-Box, 80 CRI	
4" Retrofit Kits	60
E26 Quick Connect Adapter Standard & Adjustable Gimbal	
5/6" Retrofit Kits	61
E26 Quick Connect Adapter Standard & Adjustable Gimbal	
4" & 6" Downlight	62
5CCT Selectable w/Remote Metal J-Box, 80 CRI	
3" & 4" Downlight	63
Remote Metal J-Box, 90 CRI	
6" & 8" Downlight	64
Remote Metal J-Box, 90 CRI	
Downlight Mounting Bracket	65
Universal 3/4/6" for New Construction	

Specialty

Minis - 120V	67
E11	
Minis - 120V	68
G9	
 Full Glass Minis - 120V	69
G9	
Minis - 120V	70
GY6.35, GY8, BA15D, R7S	
Full Glass Minis - 12V	71
G4, GY6.35	
Minis - 12V & 24V	72
Festoon, G4 Wafer, BA15S	
Full Glass Minis - 12V	73
G4, GY6.35, Wedge	

Outdoors

14' String lights	75
E12 Bulbs, E26 Bulbs	
30' String lights	76
E26 Bulbs	
48' String lights	77
E26 Bulbs	
Glossary	78
Warranty	79
Index	80-81

Lighting Basics

LED Color Temperatures

CCT (Correlated Color Temperature)

is a standard that helps identify how yellow or blue the light from a bulb is, measured in Kelvins. The lower you are on the scale, the warmer (or more amber) the light is. As you move higher through the scale, the color shifts to yellow, white, and then even blue.




What is CRI?



The higher the CRI of a lamp, the more clean and crisp the color of an object will appear under that light. The lower the CRI of the lamp, the more distorted and washed out the color will look under that lamp. The higher the CRI the more closely the object looks to how it would in daylight the benchmark of ideal illumination.

Application Guide



FIXTURE TYPES	BULB TYPES
TABLE OR FLOOR LAMPS	A SHAPE, EDISON
PENDANT FIXTURES	A SHAPE, EDISON, GLOBE
CEILING FIXTURES	A SHAPE, CANDLE
CEILING FANS	A SHAPE
WALL SCONCES	A SHAPE, CANDLE, GLOBE
RECESSED LIGHTING	MR16, PAR20
ACCENT LIGHTING	MR16, PAR20

For detailed photometric data please contact productsupport@bulbrite.com

How To Use Your LED Catalog

Feature Icons



Compliance Icons

Indicates the lamp is compliant with the applicable regulation or certification.



Specification Table

ES	Watts	Bulb Type	Base	Item #	Ordering Code cv	Volts	Description	Color Temp.	CRI	Lumens	Average Rated Life	M.O.L. (in.)	M.O.D. (in.)	Watt Equiv.
	7	ST18	E26	776867	LED7ST18/27K/FIL/3	120	Clear	2700K	82	800	15000	5.040	2.280	60W
	7	ST18	E26	776669	LED7ST18/30K/FIL/2	120	Clear	3000K	80	800	15000	5.000	2.400	60W
	8.5	ST18	E26	774138	LED8ST18/27K/FIL/2/JA8	120	Clear	2700K	90	800	25000	5.120	2.280	60W
	8.5	ST18	E26	774139	LED8ST18/30K/FIL/2/JA8	120	Clear	3000K	90	800	25000	5.120	2.280	60W

Average rated life expressed in hours

Maximum overall length in inches

Maximum overall diameter in inches

DECORATIVE DECORATIVE DECORATIVE DECORATIVE DECORATIVE DECORATIVE



A Type - Preferred Series Clear



DECORATIVE

- Full glass enclosure to provide the proper shape and size of the incandescent counterpart
- Utilizes LED filaments to provide a decorative look and feel
- Commonly used in ceiling fixtures and portables
- Fully compatible with all dimmer types.



776914 Replaces 776814



ES	Watts	Bulb Type	Base	Item #	Ordering Code	Volts	Description	Color Temp.	CRI	Lumens	Average Rated Life	M.O.L. (in.)	M.O.D. (in.)	Watt Equiv.
	7	A15	E26	776829	LED7A15/27K/FIL/3	120	Clear	2700K	90	800	15000	3.290	1.900	60W
	7	A15	E26	776830	LED7A15/30K/FIL/3	120	Clear	3000K	90	800	15000	3.290	1.900	60W
	5	A19	E26	776872	LED5A19/27K/FIL/3	120	Clear	2700K	90	450	15000	4.050	2.360	40W
	9	A19	E26	776913	LED9A19/27K/FIL/4	120	Clear	2700K	90	1100	15000	4.130	2.360	75W
	9	A19	E26	776914	LED9A19/30K/FIL/4	120	Clear	3000K	90	1100	15000	4.130	2.360	75W
	9	A19	E26	776926	LED9A19/40K/FIL/3	120	Clear	4000K	90	1100	15000	4.130	2.360	75W
	14	A19	E26	776915	LED14A19/27K/FIL/3	120	Clear	2700K	90	1600	15000	4.130	2.360	100W
	14	A19	E26	776916	LED14A19/30K/FIL/3	120	Clear	3000K	90	1600	15000	4.130	2.360	100W
	14	A19	E26	776927	LED14A19/40K/FIL/3	120	Clear	4000K	90	1500	15000	4.130	2.360	100W
	14	A19	E26	776960	LED14A19/50K/FIL/3	120	Clear	5000K	90	1500	15000	4.130	2.360	100W

A Type - Preferred Series Milky



- Full glass enclosure to provide the proper shape and size of the incandescent counterpart
- Milky finish to provide a uniform glow - no hotspots or shadows
- Commonly used in ceiling fixtures and portables
- Fully compatible with all dimmer types



NEW
7W
A15
2700K
776831

3000K
776832



NEW
2.5W
A19
2700K
776953

NEW
5W
A19
2700K
776954

NEW



776917 Replaces 776817
776922 Replaces 776898

8.5W
A19
2700K
776937

3000K
776869

7W
A19
4000K
776928

5000K
776959

9W
A19
2700K
776917

3000K
776922

14W
A19
2700K
776918

3000K
776919

4000K
776929

5000K
776961

NEW

NEW

ES	Watts	Bulb Type	Base	Item #	Ordering Code	Volts	Description	Color Temp.	CRI	Lumens	Average Rated Life	M.O.L. (in.)	M.O.D. (in.)	Watt Equiv.
	7	A15	E26	776831	LED7A15/27K/FIL/M/3	120	Milky	2700K	90	800	15000	3.290	1.900	60W
	7	A15	E26	776832	LED7A15/30K/FIL/M/3	120	Milky	3000K	90	800	15000	3.290	1.900	60W
	2.5	A19	E26	776953	LED2A19/27K/FIL/M/3	120	Milky	2700K	90	250	15000	4.130	2.360	25W
	5	A19	E26	776954	LED5A19/27K/FIL/M/3	120	Milky	2700K	90	450	15000	4.130	2.360	40W
	8.5	A19	E26	776937	LED8A19/27K/FIL/M/4	120	Milky	2700K	90	800	15000	4.130	2.360	60W
	8.5	A19	E26	776869	LED8A19/30K/FIL/M/3	120	Milky	3000K	90	800	15000	4.130	2.360	60W
	7	A19	E26	776928	LED7A19/40K/FIL/M/3	120	Milky	4000K	90	800	15000	4.130	2.360	60W
	8.5	A19	E26	776959	LED8A19/50K/FIL/M/3	120	Milky	5000K	90	800	15000	4.130	2.360	60W
	9	A19	E26	776917	LED9A19/27K/FIL/M/4	120	Milky	2700K	90	1100	15000	4.130	2.360	75W
	9	A19	E26	776922	LED9A19/30K/FIL/M/4	120	Milky	3000K	90	1100	15000	4.130	2.360	75W
	14	A19	E26	776918	LED14A19/27K/FIL/M/3	120	Milky	2700K	90	1500	15000	4.130	2.360	100W
	14	A19	E26	776919	LED14A19/30K/FIL/M/3	120	Milky	3000K	90	1500	15000	4.130	2.360	100W
	14	A19	E26	776929	LED14A19/40K/FIL/M/3	120	Milky	4000K	90	1400	15000	4.130	2.360	100W
	14	A19	E26	776961	LED14A19/50K/FIL/M/3	120	Milky	5000K	90	1500	15000	4.130	2.360	100W

A-Type - Premium Series Clear



DECORATIVE

- Full glass enclosure to provide the proper shape and size of the incandescent counterpart
- Utilizes LED filaments to provide a decorative look and feel
- Commonly used in ceiling fixtures and portables
- Fully compatible with all dimmer types
- Complies with the requirements of Appendix JA8 of the Title 24 Part 6 2019 Building Energy Efficiency Standards for Residential and Non-residential Buildings, which may classify a luminaire as high efficacy



776768 Replaces 774141



**8.5W
A19
2700K
776774**

**3000K
776768**

**4000K
776925**

**5000K
776958**



ES	Watts	Bulb Type	Base	Item #	Ordering Code	Volts	Description	Color Temp.	CRI	Lumens	Average Rated Life	M.O.L. (in.)	M.O.D. (in.)	Watt Equiv.
	8.5	A19	E26	776774	LED8A19/27K/FIL/3/JA8	120	Clear	2700K	90	850	15000	4.130	2.360	60W
	8.5	A19	E26	776768	LED8A19/30K/FIL/3/JA8	120	Clear	3000K	90	850	15000	4.130	2.360	60W
	8.5	A19	E26	776925	LED8A19/40K/FIL/3/JA8	120	Clear	4000K	90	850	15000	4.130	2.360	60W
	8.5	A19	E26	776958	LED8A19/50K/FIL/3*	120	Clear	5000K	90	800	15000	4.130	2.360	60W

*Does not meet CA Title 24 requirements due to regulations excluding 5000K items from qualification.

ST18 - Premium Series Clear



- Full glass enclosure to provide the proper shape and size of the incandescent counterpart
- Utilizes LED filaments to provide a decorative look and feel
- Commonly used in ceiling fixtures and portables
- Fully compatible with all dimmer types
- Complies with the requirements of Appendix JA8 of the Title 24 Part 6 2019 Building Energy Efficiency Standards for Residential and Non-residential Buildings, which may classify a luminaire as high efficacy



**4.5W
ST18
2700K
776857**



**8.5W
ST18
2700K
776767**

**3000K
776769**

**4000K
776935**



**5000K
776985**



**13W
ST18
2700K
776745**

**3000K
776746**

**4000K
776936**




**5000K
776987**



ES	Watts	Bulb Type	Base	Item #	Ordering Code	Volts	Description	Color Temp.	CRI	Lumens	Average Rated Life	M.O.L. (in.)	M.O.D. (in.)	Watt Equiv.
	4.5	ST18	E26	776857	LED4ST18/27K/FIL/3*	120	Clear	2700K	90	450	15000	5.040	2.280	40W
	8.5	ST18	E26	776767	LED8ST18/27K/FIL/3/JA8	120	Clear	2700K	90	850	15000	5.040	2.280	60W
	8.5	ST18	E26	776769	LED8ST18/30K/FIL/3/JA8	120	Clear	3000K	90	850	15000	5.040	2.280	60W
	8.5	ST18	E26	776935	LED8ST18/40K/FIL/3/JA8	120	Clear	4000K	90	800	15000	5.040	2.280	60W
	8.5	ST18	E26	776985	LED8ST18/50K/FIL/3*	120	Clear	5000K	90	800	15000	5.040	2.280	60W
	13	ST18	E26	776745	LED13ST18/27K/FIL/3/JA8	120	Clear	2700K	90	1400	15000	5.040	2.280	100W
	13	ST18	E26	776746	LED13ST18/30K/FIL/3/JA8	120	Clear	3000K	90	1400	15000	5.040	2.280	100W
	13	ST18	E26	776936	LED13ST18/40K/FIL/3/JA8	120	Clear	4000K	90	1400	15000	5.040	2.280	100W
	13	ST18	E26	776987	LED13ST18/50K/FIL/3*	120	Clear	5000K	90	1400	15000	5.040	2.280	100W

*Does not meet CA Title 24 requirements due to regulations excluding 5000K items from qualification.



ZZZZ
OOO
WWW
EEE
LLL
RRR
UUU
TTT

ST15, A15 - Preferred Series Clear



- Small decorative shapes for a unique approach to candelabra socketed fixtures
- Full glass enclosure to provide the proper shape and size of the incandescent counterpart
- Utilizes LED filaments to provide a decorative look and feel
- Ideal for chandeliers and sconces
- Fully compatible with all dimmer types.



**4W
ST15
2700K
776821**

**3000K
776822**



**4W
A15
2700K
776825**

**3000K
776826**

Watts	Bulb Type	Base	Item #	Ordering Code	Volts	Description	Color Temp.	CRI	Lumens	Average Rated Life	M.O.L. (in.)	M.O.D. (in.)	Watt Equiv.
4	ST15	E12	776821	LED4ST15/27K/FIL/3	120	Clear	2700K	90	400	15000	4.000	1.900	40W
4	ST15	E12	776822	LED4ST15/30K/FIL/3	120	Clear	3000K	90	400	15000	4.000	1.900	40W
4	A15	E12	776825	LED4A15/27K/FIL/E12/3	120	Clear	2700K	90	400	15000	3.600	1.900	25W
4	A15	E12	776826	LED4A15/30K/FIL/E12/3	120	Clear	3000K	90	400	15000	3.600	1.900	25W

ST15, A15 - Preferred Series Milky



DECORATIVE

- Small decorative shapes for a unique approach to candelabra socketed fixtures
- Milky finish to provide a uniform glow - no hotspots or shadows
- Full glass enclosure to provide the proper shape and size of the incandescent counterpart
- Utilizes LED filaments to provide a decorative look and feel · Ideal for chandeliers and sconces
- Fully compatible with all dimmer types



**4W
ST15
2700K
776823**

**3000K
776824**



**4W
A15
2700K
776827**

**3000K
776828**

Watts	Bulb Type	Base	Item #	Ordering Code	Volts	Description	Color Temp.	CRI	Lumens	Average Rated Life	M.O.L. (in.)	M.O.D. (in.)	Watt Equiv.
4	ST15	E12	776823	LED4ST15/27K/FIL/M/3	120	Milky	2700K	90	400	15000	4.000	1.900	40W
4	ST15	E12	776824	LED4ST15/30K/FIL/M/3	120	Milky	3000K	90	400	15000	4.000	1.900	40W
4	A15	E12	776827	LED4A15/27K/FIL/M/E12/3	120	Milky	2700K	90	400	15000	3.600	1.900	40W
4	A15	E12	776828	LED4A15/30K/FIL/M/E12/3	120	Milky	3000K	90	400	15000	3.600	1.900	25W

CA10 - Preferred Series Clear & Milky



- Full glass enclosure to provide the proper shape and size of the incandescent counterpart
- Utilizes LED filaments to provide a decorative look and feel
- Commonly used in chandeliers and sconces
- Fully compatible with all dimmer types



776875 will transition to 776969



**4.5W
CA10
2700K
776859**

**3000K
776864**



**4.5W
CA10
MILKY
2700K
776942**

**3000K
776861**



**4.5W
CA10
E26
2700K
776875**



**5W
CA10
MILKY
2700K
776787**

**3000K
776788**



**5W
CA10
E26
2700K
776969**

**3000K
776971**



**5W
CA10
E26
MILKY
2700K
776970**

**3000K
776972**



**6.5W
CA10
2700K
776739**

**3000K
776740**



ES	Watts	Bulb Type	Base	Item #	Ordering Code	Volts	Description	Color Temp.	CRI	Lumens	Average Rated Life	M.O.L. (in.)	M.O.D. (in.)	Watt Equiv.
	4.5	CA10	E12	776859	LED4CA10/27K/FIL/3	120	Clear	2700K	90	350	15000	4.330	1.260	40W
	4.5	CA10	E12	776864	LED4CA10/30K/FIL/3	120	Clear	3000K	90	350	15000	4.330	1.260	40W
	4	CA10	E12	776942	LED4CA10/27K/FIL/M/3	120	Milky	2700K	90	300	15000	4.170	1.260	40W
	4.5	CA10	E12	776861	LED4CA10/30K/FIL/M/3	120	Milky	3000K	90	400	15000	4.170	1.250	40W
	4.5	CA10	E26	776875	LED4CA10/27K/FIL/E26/3	120	Clear	2700K	92	350	15000	4.330	1.260	40W
	5	CA10	E12	776787	LED5CA10/27K/FIL/M/3	120	Milky	2700K	90	500	15000	4.170	1.250	60W
	5	CA10	E12	776788	LED5CA10/30K/FIL/M/3	120	Milky	3000K	90	500	15000	4.170	1.250	60W
	5	CA10	E26	776969	LED5CA10/27K/FIL/E26/3	120	Clear	2700K	90	500	15000	4.170	1.260	60W
	5	CA10	E26	776971	LED5CA10/30K/FIL/E26/3	120	Clear	3000K	90	500	15000	4.170	1.260	60W
	5	CA10	E26	776970	LED5CA10/27K/FIL/E26/M/3	120	Milky	2700K	90	500	15000	4.170	1.260	60W
	5	CA10	E26	776972	LED5CA10/30K/FIL/E26/M/3	120	Milky	3000K	90	500	15000	4.170	1.260	60W
	6.5	CA10	E12	776739	LED6CA10/27K/FIL/3	120	Clear	2700K	90	750	15000	4.250	1.370	75W
	6.5	CA10	E12	776740	LED6CA10/30K/FIL/3	120	Clear	3000K	90	750	15000	4.250	1.370	75W

CA10 - Premium Series Clear



DECORATIVE

- Full glass enclosure to provide the proper shape and size of the incandescent counterpart
- Utilizes LED filaments to provide a decorative look and feel
- Commonly used in chandeliers and sconces
- Fully compatible with all dimmer types
- Complies with the requirements of Appendix JA8 of the Title 24 Part 6 2019 Building Energy Efficiency Standards for Residential and Non-residential Buildings, which may classify a luminaire as high efficacy



776742 Replaces 776629

5W
CA10
2700K
776741
3000K
776742

Watts	Bulb Type	Base	Item #	Ordering Code	Volts	Description	Color Temp.	CRI	Lumens	Average Rated Life	M.O.L. (in.)	M.O.D. (in.)	Watt Equiv.
5	CA10	E12	776741	LED5CA10/27K/FIL/4/JA8	120	Clear	2700K	90	500	15000	4.250	1.260	60W
5	CA10	E12	776742	LED5CA10/30K/FIL/4/JA8	120	Clear	3000K	90	500	15000	4.250	1.260	60W

B11 - Preferred Series Clear & Milky



- Full glass enclosure to provide the proper shape and size of the incandescent counterpart
- Utilizes LED filaments to provide a decorative look and feel
- Commonly used in chandeliers and sconces
- Fully compatible with all dimmer types.



**2.5W
B11
CLEAR
2700K
776938**

**5W
B11
CLEAR
2700K
776626**

**3000K
776627**

**4000K
776931**

**5000K
776964**

**6.5W
B11
CLEAR
2700K
776737**

**3000K
776738**

**4000K
776732**

**5000K
776966**



**4W
B11
MILKY
2700K
776939**

**4.5W
3000K
776773**

**4000K
776933**

**5000K
776963**

**5W
B11
MILKY
2700K
776940**

**3000K
776941**

**4000K
776934**

**5000K
776965**

**6.5W
B11
MILKY
2700K
776986**

**3000K
776988**

**4000K
776968**

**5000K
776967**

ES	Watts	Bulb Type	Base	Item #	Ordering Code	Volts	Description	Color Temp.	CRI	Lumens	Average Rated Life	M.O.L. (in.)	M.O.D. (in.)	Watt Equiv.
	2.5	B11	E12	776938	LED2B11/27K/FIL/4	120	Clear	2700K	90	250	15000	3.850	1.370	25W
	5	B11	E12	776626	LED5B11/27K/FIL/E12/3	120	Clear	2700K	80	500	15000	3.850	1.370	60W
	5	B11	E12	776627	LED5B11/30K/FIL/E12/3	120	Clear	3000K	80	500	15000	3.850	1.370	60W
	5	B11	E12	776931	LED5B11/40K/FIL/E12/3	120	Clear	4000K	90	500	15000	3.850	1.370	60W
	5	B11	E12	776964	LED5B11/50K/FIL/3	120	Clear	5000K	90	500	15000	3.850	1.370	60W
	6.5	B11	E12	776737	LED6B11/27K/FIL/3	120	Clear	2700K	90	750	15000	3.850	1.370	75W
	6.5	B11	E12	776738	LED6B11/30K/FIL/3	120	Clear	3000K	90	750	15000	3.850	1.370	75W
	6.5	B11	E12	776932	LED6B11/40K/FIL/3	120	Clear	4000K	90	750	15000	3.850	1.370	75W
	6.5	B11	E12	776966	LED6B11/50K/FIL/3	120	Clear	5000K	90	750	15000	3.850	1.370	75W
	4	B11	E12	776939	LED4B11/27K/FIL/M/3	120	Milky	2700K	90	300	15000	3.850	1.370	40W
	4.5	B11	E12	776773	LED4B11/30K/FIL/M/3	120	Milky	3000K	90	400	15000	3.850	1.370	40W
	4	B11	E12	776933	LED4B11/40K/FIL/M/3	120	Milky	4000K	90	300	15000	3.850	1.370	40W
	4	B11	E12	776963	LED4B11/50K/FIL/M/3	120	Milky	5000K	90	400	15000	3.850	1.370	40W
	5	B11	E12	776940	LED5B11/27K/FIL/M/4	120	Milky	2700K	90	500	15000	3.850	1.370	60W
	5	B11	E12	776941	LED5B11/30K/FIL/M/4	120	Milky	3000K	90	500	15000	3.850	1.370	60W
	5	B11	E12	776934	LED5B11/40K/FIL/M/3	120	Milky	4000K	90	500	15000	3.850	1.370	60W
	5	B11	E12	776965	LED5B11/50K/FIL/M/3	120	Milky	5000K	90	500	15000	3.850	1.370	60W
	6.5	B11	E12	776986	LED6B11/27K/FIL/M/3	120	Milky	2700K	90	750	15000	3.850	1.370	75W
	6.5	B11	E12	776988	LED6B11/30K/FIL/M/3	120	Milky	3000K	90	750	15000	3.850	1.370	75W
	6.5	B11	E12	776968	LED6B11/40K/FIL/M/3	120	Milky	4000K	90	750	15000	3.850	1.370	75W
	6.5	B11	E12	776967	LED6B11/50K/FIL/M/3	120	Milky	5000K	90	750	15000	3.850	1.370	75W

B11 - Premium Series Clear & Milky



DECORATIVE

- Full glass enclosure to provide the proper shape and size of the incandescent counterpart
- Utilizes LED filaments to provide a decorative look and feel
- Commonly used in chandeliers and sconces
- Fully compatible with all dimmer types.



776763 Replaces 776876



**4W
B11
CLEAR
2700K
776756**

**3000K
776763**

**4000K
776930**

**5000K
776962**



**4.5W
B11
E26
2700K
776862**



NEW

**5.5W
B11
E26
2700K
776733**

**3000K
776734**



NEW

**5.5W
B11
MILKY
E26
2700K
776735**

**3000K
776736**

ES	Watts	Bulb Type	Base	Item #	Ordering Code	Volts	Description	Color Temp.	CRI	Lumens	Average Rated Life	M.O.L. (in.)	M.O.D. (in.)	Watt Equiv.
	4	B11	E12	776756	LED4B11/27K/FIL/4/JA8	120	Clear	2700K	90	350	15000	3.850	13.70	40W
	4	B11	E12	776763	LED4B11/30K/FIL/4/JA8	120	Clear	3000K	90	350	15000	3.850	1.370	40W
	4	B11	E12	776930	LED4B11/40K/FIL/3/JA8	120	Clear	4000K	90	300	15000	3.850	1.370	40W
	4	B11	E12	776962	LED4B11/50K/FIL/3	120	Clear	5000K	90	400	15000	3.850	1.370	40W
	4.5	B11	E26	776862	LED4B11/27K/FIL/E26/3	120	Clear	2700K	90	350	15000	3.850	1.370	40W
	5.5	B11	E26	776733	LED5B11/27K/FIL/E26/3	120	Clear	2700K	90	500	15000	3.700	1.370	60W
	5.5	B11	E26	776734	LED5B11/30K/FIL/E26/3	120	Clear	3000K	90	500	15000	3.700	1.370	60W
	5.5	B11	E26	776735	LED5B11/27K/FIL/M/E26/3	120	Milky	2700K	90	500	15000	3.700	1.370	60W
	5.5	B11	E26	776736	LED5B11/30K/FIL/M/E26/3*	120	Milky	3000K	90	500	15000	3.700	1.370	60W

*Does not meet CA Title 24 requirements due to regulations excluding 5000K items from qualification.

Warm Dim - Milky A19, ST18, G25



- Warm dim technology – mimics the color shift of a traditional incandescent bulb when dimmed
- Bulb color will become warmer as you dim, from 3000K to 1800K
- Milky finish that creates a uniform glow
- Fully compatible with all dimmer types



Watts	Bulb Type	Base	Item #	Ordering Code	Volts	Description	Color Temp.	CRI	Lumens	Average Rated Life	M.O.L. (in.)	M.O.D. (in.)	Watt Equiv.
9	A19	E26	776400	LED9A19/30K-18K/WMDM/FIL/M	120	Milky	3000K - 1800K	90	800	15000	4.130	2.360	60W
9	ST18	E26	776405	LED8ST18/30K-18K/WMDM/FIL/M	120	Milky	3000K - 1800K	90	800	15000	5.040	2.280	60W
9	G25	E26	776404	LED9G25/30K-18K/WMDM/FIL/M	120	Milky	3000K - 1800K	90	800	15000	4.640	3.150	60W

Warm Dim - Milky B11, CA10, G16



DECORATIVE

- Warm dim technology – mimics the color shift of a traditional incandescent bulb when dimmed
- Bulb color will become warmer as you dim, from 3000K to 1800K
- Milky finish that creates a uniform glow
- Fully compatible with all dimmer types



**5W
B11
4000K
776401**



**5W
CA10
4000K
776402**



**5W
G16.5
4000K
776403**

Watts	Bulb Type	Base	Item #	Ordering Code	Volts	Description	Color Temp.	CRI	Lumens	Average Rated Life	M.O.L. (in.)	M.O.D. (in.)	Watt Equiv.
5	B11	E12	776401	LED5B11/30K-18K/WMDM/FIL/M	120	Milky	3000K - 1800K	90	500	15000	4.720	1.370	60W
5	CA10	E12	776402	LED5CA10/30K-18K/WMDM/FIL/M	120	Milky	3000K - 1800K	90	500	15000	4.720	1.370	60W
5	G16.5	E12	776403	LED5G16/30K-18K/WMDM/FIL/M	120	Milky	3000K - 1800K	90	500	15000	3.220	1.960	60W

Globe - Preferred Series Clear & Milky



- Full glass enclosure to provide the proper shape and size of the incandescent counterpart
 - Utilizes LED filaments to provide a decorative look and feel
 - Commonly used in pendants, chandeliers, and vanities
 - Fully compatible with all dimmer types
- *Also available with an amber finish



ES	Watts	Bulb Type	Base	Item #	Ordering Code	Volts	Description	Color Temp.	CRI	Lumens	Average Rated Life	M.O.L. (in.)	M.O.D. (in.)	Watt Equiv.
	2.5	G16	E12	776706	LED2G16/27K/FIL/3	120	Clear	2700K	90	250	15000	3.340	1.960	25W
	4	G16	E12	776943	LED4G16/27K/FIL/M/4	120	Milky	2700K	90	300	15000	4.170	1.260	40W
	4	G16	E12	776712	LED4G16/30K/FIL/M/3	120	Milky	3000K	90	360	15000	3.340	1.960	40W
	5	G25	E26	776973	LED5G25/27K/FIL/3	120	Clear	2700K	90	500	15000	4.640	3.150	60W
	5	G25	E26	776975	LED5G25/30K/FIL/3	120	Clear	3000K	90	500	15000	4.640	3.150	60W
	5	G25	E26	776974	LED5G25/27K/FIL/M/3	120	Milky	2700K	90	500	15000	4.640	3.150	60W
	5	G25	E26	776976	LED5G25/30K/FIL/M/3	120	Milky	3000K	90	500	15000	4.640	3.150	60W
	8.5	G25	E26	776944	LED8G25/27K/FIL/M/3	120	Milky	2700K	90	800	15000	4.640	3.150	100W
	8.5	G25	E26	776810	LED8G25/30K/FIL/M/3	120	Milky	3000K	90	800	15000	4.640	3.150	100W
	8.5	G25	E26	776978	LED8G25/40K/FIL/M/3	120	Milky	4000K	90	800	15000	4.640	3.150	100W
	8.5	G25	E26	776980	LED8G25/50K/FIL/M/3	120	Milky	5000K	90	800	15000	4.640	3.150	100W
	8.5	G40	E26	776878	LED8G40/27K/FIL/3	120	Clear	2700K	90	800	15000	7.000	4.920	100W
	8.5	G40	E26	776879	LED8G40/30K/FIL/3	120	Clear	3000K	90	800	15000	7.000	4.920	100W
	8.5	G40	E26	776981	LED8G40/40K/FIL/3	120	Clear	4000K	90	800	15000	6.690	4.840	100W
	8.5	G40	E26	776983	LED8G40/50K/FIL/3	120	Clear	5000K	90	800	15000	6.690	4.840	100W
	8.5	G40	E26	776897	LED8G40/27K/FIL/M/3	120	Milky	2700K	90	800	15000	7.000	4.920	100W
	8.5	G40	E26	776899	LED8G40/30K/FIL/M/3	120	Milky	3000K	90	800	15000	7.000	4.920	100W
	8.5	G40	E26	776982	LED8G40/40K/FIL/M/3	120	Milky	4000K	90	800	15000	6.690	4.840	100W
	8.5	G40	E26	776984	LED8G40/50K/FIL/M/3	120	Milky	5000K	90	800	15000	6.690	4.840	100W

Globe - Premium Series Clear



DECORATIVE

- Full glass enclosure to provide the proper shape and size of the incandescent counterpart
- Utilizes LED filaments to provide a decorative look and feel
- Commonly used in pendants, chandeliers, and vanities
- Fully compatible with all dimmer types
- Complies with the requirements of Appendix JA8 of the Title 24 Part 6 2019 Building Energy Efficiency Standards for Residential and Non-residential Buildings, which may classify a luminaire as high efficacy



776749 Replaces 776775
776750 Replaces 776890



Watts	Bulb Type	Base	Item #	Ordering Code	Volts	Description	Color Temp.	CRI	Lumens	Average Rated Life	M.O.L. (in.)	M.O.D. (in.)	Watt Equiv.
4	G16	E12	776743	LED4G16/27K/FIL/4/JA8	120	Clear	2700K	90	350	15000	3.220	1.960	40W
4	G16	E12	776744	LED4G16/30K/FIL/4/JA8	120	Clear	3000K	90	350	15000	3.220	1.960	40W
8.5	G25	E26	776749	LED8G25/27K/FIL/4/JA8	120	Clear	2700K	90	800	15000	4.640	3.150	60W
8.5	G25	E26	776750	LED8G25/30K/FIL/4/JA8	120	Clear	3000K	90	800	15000	4.640	3.150	60W
8.5	G25	E26	776977	LED8G25/40K/FIL/3/JA8	120	Clear	4000K	90	800	15000	4.640	3.150	100W
8.5	G25	E26	776979	LED8G25/50K/FIL/3*	120	Clear	5000K	90	800	15000	4.640	3.150	100W
13	G25	E26	776747	LED13G25/27K/FIL/3/JA8	120	Clear	2700K	90	1400	15000	4.640	3.150	100W
13	G25	E26	776748	LED13G25/30K/FIL/3/JA8	120	Clear	3000K	90	1400	15000	4.640	3.150	100W

*Does not meet CA Title 24 requirements due to regulations excluding 5000K items from qualification.

Curved - Preferred Series ST18, A19, G25, T14



- Full glass enclosure to provide the proper shape and size of the incandescent counterpart
- Utilizes curved LED filaments to provide the most authentic representation of an incandescent filament bulb
- Commonly used in pendants, chandeliers, portables, vanities, and sconces
- Fully compatible with all dimmer types



**3W
ST18
2100K
776515**



**4.5W
A19
2100K
776514**



**4.5W
G25
2100K
776516**



**4.5W
T14
2100K
776518**

Watts	Bulb Type	Base	Item #	Ordering Code	Volts	Description	Color Temp.	CRI	Lumens	Average Rated Life	M.O.L. (in.)	M.O.D. (in.)	Watt Equiv.
3	ST18	E26	776515	LED3ST18/21K/FIL-NOS/CURV/HAIRPIN	120	Clear	2100K	80	230	15000	5.040	2.280	25W
4.5	A19	E26	776514	LED4A19/21K/FIL-NOS/CURV/LOOP	120	Clear	2100K	80	350	15000	4.090	2.360	25W
4.5	G25	E26	776516	LED4G25/21K/FIL-NOS/CURV/SPIRAL	120	Clear	2100K	80	350	15000	4.640	3.140	40W
4.5	T14	E26	776518	LED4T14/21K/FIL-NOS/CURV/SPIRAL	120	Clear	2100K	80	350	15000	4.250	1.770	40W

T Type - Preferred Series Clear - T9 5", 11", 15"



DECORATIVE

- 15" has ONE continuous filament to look more faithful to the traditional incandescent model with no breaks in light!
- Full glass enclosure to provide true shape and size of the incandescent counterpart.
- Utilizes LED Filaments to provide a decorative look and feel
- Fully compatible with all dimmer types
- Also available with amber finish



ES	Watts	Bulb Type	Base	Item #	Ordering Code	Volts	Description	Color Temp.	CRI	Lumens	Average Rated Life	M.O.L. (in.)	M.O.D. (in.)	Watt Equiv.
	3	T9 5"	E26	776947	LED3T9/27K/FIL/4	120	Clear	2700K	90	250	15000	5.000	1.180	25W
	3	T9 5"	E26	776854	LED3T9/30K/FIL/3	120	Clear	3000K	90	250	15000	5.000	1.100	25W
	3	T9 7.5"	E26	776948	LED3T9/27K/7/FIL/4	120	Clear	2700K	90	250	15000	7.500	1.180	25W
	3	T9 7.5"	E26	776949	LED3T9/30K/7/FIL/4	120	Clear	3000K	90	250	15000	7.500	1.180	25W
	5	T9 11"	E26	776945	LED5T9L/27K/11/FIL/3	120	Clear	2700K	90	350	15000	11.000	1.180	40W
	5	T9 11"	E26	776946	LED5T9L/30K/11/FIL/4	120	Clear	3000K	90	500	15000	11.000	1.180	40W
	5	T9 15"	E26	776720	LED5T9L/27K/15/FIL/3	120	Clear	2700K	90	400	15000	15.000	1.180	40W
	5	T9 15"	E26	776721	LED5T9L/30K/15/FIL/3	120	Clear	3000K	90	400	15000	15.000	1.180	40W

T Type - Premium Series Clear - T9 5"



- Full glass enclosure to provide true shape and size of the incandescent counterpart.
- Utilizes LED Filaments to provide a decorative look and feel
- Fully compatible with all dimmer types
- Also available with amber finish
- Complies with the requirements of Appendix JA8 of the Title 24 Part 6 2019 Building Energy Efficiency Standards for Residential and Non-residential Buildings, which may classify a luminaire as high efficacy



776731 Replaces 776881

5"



- 5W
T9 5"
2700K
776731
- 3000K
776732
- 4000K
776989
- 5000K
776991

Watts	Bulb Type	Base	Item #	Ordering Code	Volts	Description	Color Temp.	CRI	Lumens	Average Rated Life	M.O.L. (in.)	M.O.D. (in.)	Watt Equiv.
5	T9 5"	E26	776731	LED5T9/27K/5/FIL/4/JA8	120	Clear	2700K	90	500	15000	4.920	1.180	40W
5	T9 5"	E26	776732	LED5T9/30K/5/FIL/4/JA8	120	Clear	3000K	90	500	15000	4.920	1.180	40W
5	T9 5"	E26	776989	LED5T9/40K/5/FIL/3/JA8	120	Clear	4000K	90	400	15000	4.920	1.180	40W
5	T9 5"	E26	776991	LED5T9/50K/5/FIL/3*	120	Clear	5000K	90	400	15000	4.920	1.180	40W

*Does not meet CA Title 24 requirements due to regulations excluding 5000K items from qualification.

T Type - Preferred Series Frost - T9 5"



DECORATIVE

- Full glass enclosure to provide true shape and size of the incandescent counterpart.
- Utilizes LED Filaments to provide a decorative look and feel
- Fully compatible with all dimmer types



Watts	Bulb Type	Base	Item #	Ordering Code	Volts	Description	Color Temp.	CRI	Lumens	Average Rated Life	M.O.L. (in.)	M.O.D. (in.)	Watt Equiv.
5	T9 5"	E26	776781	LED5T9/27K/5/FIL/F/3	120	Frost	2700K	90	450	15000	5.000	1.180	40W
5	T9 5"	E26	776792	LED5T9/30K/5/FIL/F/3	120	Frost	3000K	90	450	15000	5.000	1.180	40W
5	T9 5"	E26	776990	LED5T9/40K/5/FIL/F/3	120	Frost	4000K	90	400	15000	4.920	1.180	40W
5	T9 5"	E26	776992	LED5T9/50K/5/FIL/F/3*	120	Frost	5000K	90	400	15000	4.920	1.180	40W

*Does not meet CA Title 24 requirements due to regulations excluding 5000K items from qualification.

T Type - Preferred Series

Clear & Milky - T6,T8, T14



- Full glass enclosure to provide the proper shape and size of the incandescent counterpart
- Utilizes LED filaments to provide a decorative look and feel
- Commonly used in pendants, chandeliers, and sconces
- Fully compatible with all dimmer types
- Also available with an amber finish



NEW

2.5W
T6
2700K
776951

3000K
776952



4.5W
T6
2700K
776780

3000K
776791

4000K **NEW**
776993

5000K **NEW**
776995



NEW

4.5W
T6
2700K
776729

3000K
776730

4000K
776994

5000K
776996



4.5W
T8
2700K
776723

3000K
776724



WET RATED

5W
T14
2700K
776819

3000K
776820



NEW

4W
T6SL
2700K
776594

3000K
776595

ES	Watts	Bulb Type	Base	Item #	Ordering Code	Volts	Description	Color Temp.	CRI	Lumens	Average Rated Life	M.O.L. (in.)	M.O.D. (in.)	Watt Equiv.
	2.5	T6	E12	776951	LED2T6/27K/FIL/3	120	CLEAR	2700K	90	250	15000	3.340	0.780	25W
	2.5	T6	E12	776952	LED2T6/30K/FIL/4	120	CLEAR	3000K	90	250	15000	3.340	0.780	25W
	4.5	T6	E12	776780	LED4T6/27K/FIL/3	120	Clear	2700K	90	450	15000	3.340	0.780	40W
	4.5	T6	E12	776791	LED4T6/30K/FIL/3	120	Clear	3000K	90	450	15000	3.340	0.780	40W
	4.5	T6	E12	776993	LED4T6/40K/FIL/3	120	Clear	4000K	90	450	15000	3.340	0.780	40W
	4.5	T6	E12	776995	LED4T6/50K/FIL/3	120	Clear	5000K	90	450	15000	3.340	0.780	40W
	4.5	T6	E12	776729	LED4T6/27K/FIL/M/3	120	Milky	2700K	90	400	15000	3.340	0.780	40W
	4.5	T6	E12	776730	LED4T6/30K/FIL/M/3	120	Milky	3000K	90	400	15000	3.340	0.780	40W
	4.5	T6	E12	776994	LED4T6/40K/FIL/M/3	120	Milky	4000K	90	450	15000	3.340	0.780	40W
	4.5	T6	E12	776996	LED4T6/50K/FIL/M/3	120	Milky	5000K	90	450	15000	3.340	0.780	40W
	4.5	T8	E12	776723	LED4T8/27K/FIL/3	120	Clear	2700K	90	450	15000	5.000	0.980	40W
	4.5	T8	E12	776724	LED4T8/30K/FIL/3	120	Clear	3000K	90	450	15000	5.000	0.980	40W
	5	T14	E26	776819	LED5T14/27K/FIL/3	120	Clear	2700K	90	450	15000	4.250	1.770	40W
	5	T14	E26	776820	LED5T14/30K/FIL/3	120	Clear	3000K	90	450	15000	4.250	1.770	40W
	4	T6SL	E12	776594	LED4T6SL/27K/FIL/3	120	Clear	2700K	90	400	15000	3.750	0.750	40W
	4	T6SL	E12	776595	LED4T6SL/30K/FIL/3	120	Clear	3000K	90	400	15000	3.750	0.750	40W


Nostalgic - Preferred Series

T9 5", 7.5", 11", 15"



DECORATIVE

- 7.5", 11" and 15" have ONE continuous filament to look more faithful to the traditional incandescent model with no breaks in light!
- Full glass enclosure to provide the proper shape and size of the incandescent counterpart
- Utilizes amber LED filaments and tinted glass to provide an old-school look and feel
- Commonly used in pendants, chandeliers, and sconces
- Fully compatible with all dimmer types



Watts	Bulb Type	Base	Item #	Ordering Code	Volts	Description	Color Temp.	CRI	Lumens	Average Rated Life	M.O.L. (in.)	M.O.D. (in.)	Watt Equiv.
3	T9 5"	E26	776908	LED3T9/21K/FIL-NOS/3	120	Antique	2100K	90	200	15000	5.000	1.100	25W
5	T9 7.5"	E26	776713	LED5T9/21K/7/FIL-NOS/3	120	Antique	2100K	90	250	15000	7.500	1.180	25W
5	T9 11"	E26	776707	LED5T9L/21K/11/FIL-NOS/3	120	Antique	2100K	90	300	15000	11.000	1.180	25W
5	T9 15"	E26	776719	LED5T9L/21K/15/FIL-NOS/3	120	Antique	2100K	90	400	15000	15.000	1.180	40W

Nostalgic - Preferred Series T6, T8, T14



- Full glass enclosure to provide the proper shape and size of the incandescent counterpart
- Utilizes amber LED filaments and tinted glass to provide an old-school look and feel
- Commonly used in pendants, chandeliers, and sconces
- Fully compatible with all dimmer types



2.5W
T6
2100K
776904



4.5W
T8
2100K
776722



4W
T14
2100K
776905

Watts	Bulb Type	Base	Item #	Ordering Code	Volts	Description	Color Temp.	CRI	Lumens	Average Rated Life	M.O.L. (in.)	M.O.D. (in.)	Watt Equiv.
2.5	T6	E12	776904	LED2T6/21K/FIL-NOS/3	120	Antique	2100K	90	160	15000	3.380	0.780	25W
4.5	T8	E12	776722	LED4T8/21K/FIL-NOS/3	120	Antique	2100K	90	450	15000	5.000	0.980	40W
4	T14	E26	776905	LED4T14/21K/FIL-NOS/3	120	Antique	2100K	90	315	15000	4.130	1.770	40W

Nostalgic - Preferred Series G16, CA10, A19, G25, ST18



DECORATIVE

- Full glass enclosure to provide the proper shape and size of the incandescent counterpart
- Utilizes amber LED filaments and tinted glass to provide an old-school look and feel
- Commonly used in pendants, chandeliers, portables, vanities, and sconces
- Fully compatible with all dimmer types



**2.5W
G16
2100K
776906**



**2.5W
CA10
2100K
776903**



**4.5W
A19
2100K
776902**



**5W
G25
2200K
776800**



**5W
ST18
2200K
776801** **7W
ST18
2100K
776909**

ES	Watts	Bulb Type	Base	Item #	Ordering Code	Volts	Description	Color Temp.	CRI	Lumens	Average Rated Life	M.O.L. (in.)	M.O.D. (in.)	Watt Equiv.
	2.5	G16	E12	776906	LED2G16/21K/FIL-NOS/3	120	Antique	2100K	90	160	15000	3.340	1.960	25W
	2.5	CA10	E12	776903	LED2CA10/21K/FIL-NOS/3	120	Antique	2100K	90	160	15000	4.330	1.260	25W
	4.5	A19	E26	776902	LED4A19/21K/FIL-NOS/3	120	Antique	2100K	90	410	15000	4.050	2.360	40W
	5	G25	E26	776800	LED5G25/22K/FIL-NOS/3	120	Antique	2200K	90	450	15000	4.640	3.150	40W
	5	ST18	E26	776801	LED5ST18/22K/FIL-NOS/3	120	Antique	2200K	90	450	15000	5.040	2.280	40W
	7	ST18	E26	776909	LED7ST18/21K/FIL-NOS/3	120	Antique	2100K	80	650	15000	5.040	2.280	60W

Half Gold G16, A19, G25, G40



- Full glass enclosure to provide the proper shape and size of the incandescent counterpart
- Half gold finish to reduce glare
- Commonly used in pendants, chandeliers, and sconces
- Fully compatible with all dimmer types




Watts	Bulb Type	Base	Item #	Ordering Code	Volts	Description	Color Temp.	CRI	Lumens	Average Rated Life	M.O.L. (in.)	M.O.D. (in.)	Watt Equiv.
2.5	G16	E12	776921	LED2G16/27K/FIL/HG/3	120	Half Gold	2700K	90	200	15000	3.220	1.960	25W
5	A19	E26	776679	LED5A19/27K/FIL/HG/3	120	Half Gold	2700K	90	450	15000	4.090	2.360	40W
4.5	G25	E26	776923	LED4G25/27K/FIL/HG/3	120	Half Gold	2700K	90	350	15000	4.640	3.140	40W
6	G40	E26	776924	LED6G40/27K/FIL/HG/3	120	Half Gold	2700K	90	500	15000	6.570	4.920	40W

Half Mirror G25, G40



DECORATIVE

- Full glass enclosure to provide the proper shape and size of the incandescent counterpart
- Half mirror finish to reduce glare
- Commonly used in pendants, chandeliers, and sconces
- Fully compatible with all dimmer types



**5W
G25
2700K
776870**

**6W
G40
2700K
776920**

Watts	Bulb Type	Base	Item #	Ordering Code	Volts	Description	Color Temp.	CRI	Lumens	Average Rated Life	M.O.L. (in.)	M.O.D. (in.)	Watt Equiv.
5	G25	E26	776870	LED5G25/27K/FIL/HM/3	120	Half Mirror	2700K	90	450	15000	4.640	3.150	40W
6	G40	E26	776920	LED6G40/27K/FIL/HM/3	120	Half Mirror	2700K	90	500	15000	6.570	4.920	60W

Half Black G16, A19, G25, G40



- New Half Black and Half White Series
- Full glass enclosure to provide the proper shape and size of the incandescent counterpart
- Half Black finish to elevate the style of fixtures and also reduce glare
- Fully compatible with all dimmer types



Watts	Bulb Type	Base	Item #	Ordering Code	Volts	Description	Color Temp.	CRI	Lumens	Average Rated Life	M.O.L. (in.)	M.O.D. (in.)	Watt Equiv.
2.5	G16	E12	776834	LED2G16/27K/FIL/HB/3	120	Half Black	2700K	90	200	15000	3.220	1.960	25W
5	A19	E26	776833	LED5A19/27K/FIL/HB/3	120	Half Black	2700K	90	400	15000	4.100	2.350	40W
5	G25	E26	776835	LED5G25/27K/FIL/HB/3	120	Half Black	2700K	90	400	15000	4.584	3.157	40W
6	G40	E26	776836	LED6G40/27K/FIL/HB/3	120	Half Black	2700K	90	500	15000	6.750	4.750	60W

Half White G16, A19, G25, G40



DECORATIVE

- New Half Black and Half White Series
- Full glass enclosure to provide the proper shape and size of the incandescent counterpart
- Half White finish to elevate the style of fixtures and also reduce glare
- Fully compatible with all dimmer types



Watts	Bulb Type	Base	Item #	Ordering Code	Volts	Description	Color Temp.	CRI	Lumens	Average Rated Life	M.O.L. (in.)	M.O.D. (in.)	Watt Equiv.
2.5	G16	E12	776838	LED2G16/27K/FIL/HW/3	120	Half White	2700K	90	200	15000	3.220	1.960	25W
5	A19	E26	776837	LED5A19/27K/FIL/HW/3	120	Half White	2700K	90	400	15000	4.100	2.350	40W
5	G25	E26	776839	LED5G25/27K/FIL/HW/3	120	Half White	2700K	90	400	15000	4.580	3.150	40W
6	G40	E26	776840	LED6G40/27K/FIL/HW/3	120	Half White	2700K	90	500	15000	6.750	4.750	60W

Spunlite®, Fiesta & Prism C11, C15, F15, Prism



- Our original Spunlite®, Fiesta & Prism made new again with LED technology!
- Perfect for post lanterns
- Ideal for decorative lighting in clear or open fixtures in homes or commercial areas such as pathways, hallways, and lobbies
- Features a unique silk-spun design that gives off the look and feel of a vintage glass flame
- Ideal bulbs to give a fun, festive look in and outside of the home
- Fully compatible with all dimmer types



**4W
C11
AMBER
2100K
776591**



**4W
C15
AMBER
2100K
776593**



**4W
F15
AMBER
2100K
776581**



**4W
PRISM
CLEAR
3000K
776596**



Watts	Bulb Type	Base	Item #	Ordering Code	Volts	Description	Color Temp.	CRI	Lumens	Average Rated Life	M.O.L. (in.)	M.O.D. (in.)	Watt Equiv.
4	C11	E12	776591	LED4C11/21K/FIL/SPUN/AMB	120	Amber	2100K	80	250	15000	4.145	1.890	40W
4	C15	E26	776593	LED4C15/21K/FIL/SPUN/AMB	120	Amber	2100K	80	250	15000	4.250	1.850	40W
4	F15	E26	776581	LED4F15/21K/FIESTA/AMB	120	Amber	2100K	80	280	15000	4.410	1.380	40W
4	Prism	E12	776596	LED4PRISM/30K/FIL/3	120	Clear	3000K	90	350	15000	4.750	1.500	40W

C7, C9, G16, S14 Clear



DECORATIVE

- Long-lasting LED replacement bulbs that are a proper retrofit for their incandescent bulb counterparts
- Commonly used in string lights, amusement parks, signs, and displays
- 0.7W S14s compatible with ELV dimmers
- 776786, 776785 Plastic bulbs ideal for string lights



**0.6W
C7
2700K
770171**



**0.6W
C9
2700K
770191**



**0.7W
G16
2700K
776786**

**Plastic bulb
ideal for string lights**



**0.7W
S14
2400K
776684**

**2700K
776685**



**1W
S14
2700K
776785**

**Plastic bulb
ideal for string light**



**2.5W
S14
2700K
776950**

Watts	Bulb Type	Base	Item #	Ordering Code	Volts	Description	Color Temp.	CRI	Lumens	Average Rated Life	M.O.L. (in.)	M.O.D. (in.)	Watt Equiv.
0.6	C7	E12	770171	LED/C7C	120	Clear	2700K	N/A	N/A	30000	2.188	0.875	5W
0.6	C9	E17	770191	LED/C9C	120	Clear	2700K	N/A	N/A	30000	2.938	1.125	5W
0.7	G16	E12	776786	LED1G16/27K/FIL/PL	120	Clear	2700K	80	45	10000	2.710	1.770	11W
1	S14	E26	776785	LED1S14/27K/FIL/PL	120	Clear	2700K	80	45	10000	3.260	1.730	11W
0.7	S14	E26	776684	LED1S14/24K/FIL	120	Clear	2400K	80	75	15000	3.268	1.770	11W
0.7	S14	E26	776685	LED1S14/27K/FIL	120	Clear	2700K	80	75	15000	3.268	1.770	11W
2.5	S14	E26	776950	LED2S14/27K/FIL/4	120	Clear	2700K	90	250	15000	3260	1770	25W

Grand - Preferred Series Traditional Collection



- Traditional Collection features oversized shapes taking inspiration from classic bulbs
- Utilizes curved LED filaments to provide a decorative look and feel
- Pair with Bulbrite's Pendants to create a standout piece
- Fully compatible with all dimmer types



Watts	Bulb Type	Base	Item #	Ordering Code	Volts	Description	Color Temp.	CRI	Lumens	Average Rated Life	M.O.L. (in.)	M.O.D. (in.)	Watt Equiv.
4	ET25	E26	776301	LED4ET25/22K/FIL	120	Clear	2200K	95	200	15000	15.160	3.150	60W
4	G63	E26	776302	LED4G63/22K/FIL	120	Clear	2200K	95	200	15000	11.220	7.870	60W
4	PS52	E26	776300	LED4PS52/22K/FIL	120	Clear	2200K	95	200	15000	12.680	6.300	60W
4	BT56	E26	776314	LED4BT56/22K/FIL	120	Clear	2200K	95	200	15000	15.160	7.080	60W

Grand - Preferred Series Whimsical Collection



DECORATIVE

- Whimsical Collection features oversized shapes taking inspiration from imaginative objects found in everyday life
- Utilizes curved LED filaments to provide a decorative look and feel
- Pair with Bulbrite's Pendants to create a standout piece
- Fully compatible with all dimmer types



Watts	Bulb Type	Base	Item #	Ordering Code	Volts	Description	Color Temp.	CRI	Lumens	Average Rated Life	M.O.L. (in.)	M.O.D. (in.)	Watt Equiv.
4	Water Bottle	E26	776303	LED4WB/22K/FIL	120	Clear	2200K	95	200	15000	15.160	3.540	60W
4	Beehive	E26	776304	LED4BH/22K/FIL	120	Clear	2200K	95	200	15000	15.160	7.870	60W
4	Diamond	E26	776305	LED4DIA/22K/FIL	120	Clear	2200K	95	200	15000	15.350	7.870	60W
4	Olive	E26	776306	LED4OLIVE/22K/FIL	120	Clear	2200K	95	200	15000	16.930	4.530	60W

Grand - Preferred Series Natural Collection



- Natural Collection features oversized shapes inspired by objects found in nature
- Utilizes curved LED filaments and tinted amber glass to provide a vintage look and feel
- Pair with Bulbrite's Pendants to create a stand-out piece
- Fully compatible with all dimmer types



**4W
ICEBERG
2000K
776316**



**4W
DROPLET
2000K
776317**



**4W
JEWEL
2000K
776318**




**4W
ORB
2000K
776319**



**4W
GLACIER
2000K
776320**

11.50in

Watts	Bulb Type	Base	Item #	Ordering Code	Volts	Description	Color Temp.	CRI	Lumens	Average Rated Life	M.O.L. (in.)	M.O.D (in.)	Watt Equiv.
4	ICEBERG	E26	776316	LED4ICE/20/FIL-NOS	120	Antique	2000K	95	180	15000	11.000	6.500	60W
4	DROPLET	E26	776317	LED4DROP/20/FIL-NOS	120	Antique	2000K	95	200	15000	12.500	6.000	60W
4	JEWEL	E26	776318	LED4JEWEL/20/FIL-NOS	120	Antique	2000K	95	200	15000	11.500	6.500	60W
4	ORB	E26	776319	LED4ORB/20/FIL-NOS	120	Antique	2000K	95	200	15000	12.500	8.000	60W
4	GLACIER	E26	776320	LLED4GLACIER/20/FIL-NOS	120	Antique	2000K	95	200	15000	12.500	7.750	60W



ZZZZ
OOO
WWW
EEE
LLL
RRR
UUU
TTT

SOLANA[®]
SOLANA[®]
SOLANA[®]
SOLANA[®]
BULBRITTE
BULBRITTE
BULBRITTE
BULBRITTE



Clear Filaments Tunable White - B11, A19, G25



- Bulbrite Solana® WiFi-enabled smart LED light bulbs
- Easy functions include scene-setting, scheduling, and manual control via the Bulbrite Solana™ app
- Dimmable via the app and color-tunable from cool to warm white light
- No electricians or tools necessary. Setup is as easy as screwing in a light bulb
- No hub required
- Compatible with Android® and iPhone®
- Works with Google Assistant and Amazon Alexa
- Bulbrite Solana™ clear filament smart light bulbs are ideal for use in open or clear fixtures



**4W
B11
2200K-6500K
292115**



**8W
A19
2200K-6500K
290125**



**8W
G25
2200K-6500K
293125**

Watts	Bulb Type	Base	Item #	Ordering Code	Volts	Description	Color Temp.	CRI	Lumens	Average Rated Life	M.O.L. (in.)	M.O.D. (in.)	Watt Equiv.
4	B11	E12	292115	SL4WB11/90/W/CL/1P	120	Clear	2200K-6500K	90	400	15000	4.055	1.377	40W
8	A19	E26	290125	SL8WA19/90/W/CL/1P	120	Clear	2200K-6500K	90	800	15000	4.250	2.375	60W
8	G25	E26	293125	SL8WG25/90/W/CL/1P	120	Clear	2200K-6500K	90	800	15000	4.688	3.125	60W

Milky Filaments Tunable White - A19, G25



- Bulbrite Solana® WiFi-enabled smart LED light bulbs
- Easy functions include scene-setting, scheduling, and manual control via the Bulbrite Solana™ app
- Dimmable via the app and color-tunable from cool to warm white light
- No electricians or tools necessary. Setup is as easy as screwing in a light bulb
- No hub required
- Compatible with Android® and iPhone®
- Works with Google Assistant and Amazon Alexa
- Bulbrite Solana™ milky filament smart light bulbs are ideal for use where diffused light is desired
- No hub required



**5.5W
A19
2200K-6500K
290111**



**5.5W
G25
2200K-6500K
293121**

Watts	Bulb Type	Base	Item #	Ordering Code	Volts	Description	Color Temp.	CRI	Lumens	Average Rated Life	M.O.L. (in.)	M.O.D. (in.)	Watt Equiv.
5.5	A19	E26	290111	SL5WA19/90/W/MK/1P	120	Milky	2200K-6500K	90	500	15000	4.250	2.375	40W
5.5	G25	E26	293121	SL5WG25/90/W/MK/1P	120	Milky	2200K-6500K	90	500	15000	4.688	3.125	60W

General Purpose

Tunable White - A19 and Tunable White & Colors - A19



- Bulbrite Solana® WiFi-enabled smart LED light bulbs
- Easy functions include scene-setting, scheduling, and manual control via the Bulbrite Solana™ app
- Dimmable via the app and color-tunable from cool to warm white light as well as over 16 million color options
- No electricians or tools necessary. Setup is as easy as screwing in a light bulb
- No hub required
- Compatible with Android® and iPhone®
- Works with Google Assistant and Amazon Alexa



9W
A19
2200K-6500K
195125

Watts	Bulb Type	Base	Item #	Ordering Code	Volts	Description	Color Temp.	CRI	Lumens	Average Rated Life	M.O.L. (in.)	M.O.D. (in.)	Watt Equiv.
9	A19	E26	195125	SL9WA19/90/WC/FR/1P	120	Frost	2200K-6500K/Multi-Color	90	800	25000	4.330	2.360	60W

GENERAL PURPOSE
GENERAL PURPOSE
GENERAL PURPOSE
GENERAL PURPOSE



A Type - Preferred Series Dimmable



GENERAL PURPOSE

- True shape A19 that closely resembles incandescents and halogens
- Damp location rated and long-lasting
- Commonly used in ceiling fixtures and portables
- Dimmable with a wide range of dimmer types



**9W
A19
2700K
774234**

**3000K
774235**

**4000K
774236**

**5000K
774237**



**11W
A19
2700K
774260**

**3000K
774261**

ES	Watts	Bulb Type	Base	Item #	Ordering Code	Volts	Description	Color Temp.	CRI	Lumens	Average Rated Life	M.O.L. (in.)	M.O.D. (in.)	Watt Equiv.
	9	A19	E26	774234	LED9A19/PF60W/927/D/1P	120	Frost	2700K	90	800	15000	4.331	2.362	60W
	9	A19	E26	774235	LED9A19/PF60W/930/D/1P	120	Frost	3000K	90	800	15000	4.331	2.362	60W
	9	A19	E26	774236	LED9A19/PF60W/940/D/1P	120	Frost	4000K	90	800	15000	4.331	2.362	60W
	9	A19	E26	774237	LED9A19/PF60W/950/D/1P	120	Frost	5000K	90	800	15000	4.331	2.362	60W
	11	A19	E26	774260	LED11A19/PF75W/927/D/1P	120	Frost	2700K	90	1100	15000	4.450	2.362	75W
	11	A19	E26	774261	LED11A19/PF75W/930/D/1P	120	Frost	3000K	90	1100	15000	4.450	2.362	75W

A Type - Premium Series Dimmable



- True shape A19 that closely resembles incandescents and halogens
- Damp location rated, longer-lasting, and may be suitable for fully enclosed fixtures
- Commonly used in ceiling fixtures and portables
- Fully compatible with all dimmer types

* Complies with the requirements of Appendix JA8 of the Title 24 Part 6 2022 Building Energy Efficiency Standards for Residential and Nonresidential Buildings, which may classify a luminaire as high efficacy



**9W
A19
2700K
774238**

**3000K
774239**

**4000K
774240**

**15W
A19
2700K
774276**

**3000K
774277**



**9W
A19
2700K
774241**

**3000K
774242**

**15W
A19
3000K
774279**

ES	Watts	Bulb Type	Base	Item #	Ordering Code	Volts	Description	Color Temp.	CRI	Lumens	Average Rated Life	M.O.L. (in.)	M.O.D. (in.)	Watt Equiv.
	9	A19	E26	774238	LED9A19/P60W/927/J/D/1P	120	Frost	2700K	90	800	25000	4.331	2.362	60W
	9	A19	E26	774239	LED9A19/P60W/930/J/D/1P	120	Frost	3000K	90	800	25000	4.331	2.362	60W
	9	A19	E26	774240	LED9A19/P60W/940/J/D/1P	120	Frost	4000K	90	800	25000	4.331	2.362	60W
	9	A19	GU24	774241	LED9A19/P60W/927/GU24/J/D/1P	120	Frost	2700K	90	800	25000	4.331	2.280	60W
	9	A19	GU24	774242	LED9A19/P60W/930/GU24/J/D/1P	120	Frost	3000K	90	800	25000	4.331	2.280	60W
	15	A19	E26	774276	LED15A19/P100W/927/J/D/1P	120	Frost	2700K	90	1600	25000	4.520	2.280	100W
	15	A19	E26	774277	LED15A19/P100W/930/J/D/1P	120	Frost	3000K	90	1600	25000	4.520	2.280	100W
	15	A19	GU24	774279	LED15A19/P100W/930/GU24/J/D/1P	120	Frost	3000K	90	1600	25000	4.520	2.280	100W

A Type Dusk-to-Dawn



GENERAL PURPOSE

- Light automatically turns on at dusk, off at dawn
- Come home to a well-lit house, adds safety and security to homes and businesses
- Proprietary design reduces false ons/offs
- Light sensor is not visible, does not detract from the bulb's appearance
- Fits any fixture suited for a standard A19



Watts	Bulb Type	Base	Item #	Ordering Code	Volts	Description	Color Temp.	CRI	Lumens	Average Rated Life	M.O.L. (in.)	M.O.D. (in.)	Watt Equiv.
9	A19	E26	774070	LED9A19/930/D2D	120	Frost	3000K	90	800	25000	4.330	2.360	60W

PARs - Premium Series PAR20



- Silver finish shell closely resembles traditional halogen PARs
 - UL wet location rated and may be suitable in totally enclosed fixtures
 - Commonly used in track and recessed lighting
 - Fully compatible with all dimmer types
- * Complies with the requirements of Appendix JA8 of the Title 24 Part 6 2022 Building Energy Efficiency Standards for Residential and Nonresidential Buildings, which may classify a luminaire as high efficacy



**6.5W
PAR20
2700K
772261
772262**

**3000K
772265
772266**

ES	Watts	Bulb Type	Base	Item #	Ordering Code	Volts	Description	Color Temp.	CRI	Lumens	Average Rated Life	M.O.L. (in.)	M.O.D. (in.)	Watt Equiv.
	6.5	PAR20	E26	772261	LED6PAR20/NFL25/927/WD/2	120	Narrow Flood	2700K	90	500	25000	3.125	2.500	50W
	6.5	PAR20	E26	772262	LED6PAR20/FL40/927/WD/2	120	Flood	2700K	90	500	25000	3.125	2.500	50W
	6.5	PAR20	E26	772265	LED6PAR20/NFL25/930/WD/2	120	Narrow Flood	3000K	90	500	25000	3.125	2.500	50W
	6.5	PAR20	E26	772266	LED6PAR20/FL40/930/WD/2	120	Flood	3000K	90	500	25000	3.125	2.500	50W

PARs - Premium Series

PAR30 Short Neck



GENERAL PURPOSE

- Silver finish shell closely resembles traditional halogen PARs
 - UL wet location rated and may be suitable in totally enclosed fixtures
 - Commonly used in track and recessed lighting
 - Fully compatible with all dimmer types
- * Complies with the requirements of Appendix JA8 of the Title 24 Part 6 2022 Building Energy Efficiency Standards for Residential and Nonresidential Buildings, which may classify a luminaire as high efficacy



**10W
PAR30
Short Neck
2700K
772273
772274**

**3000K
772277
772278**

ES	Watts	Bulb Type	Base	Item #	Ordering Code	Volts	Description	Color Temp.	CRI	Lumens	Average Rated Life	M.O.L. (in.)	M.O.D. (in.)	Watt Equiv.
	10	PAR30SN	E26	772273	LED10PAR30S/NF25/927/WD/2	120	Narrow Flood	2700K	90	830	25000	3.563	3.750	75W
	10	PAR30SN	E26	772274	LED10PAR30S/FL40/927/WD/2	120	Flood	2700K	90	830	25000	3.563	3.750	75W
	10	PAR30SN	E26	772277	LED10PAR30S/NF25/930/WD/2	120	Narrow Flood	3000K	90	830	25000	3.563	3.750	75W
	10	PAR30SN	E26	772278	LED10PAR30S/FL40/930/WD/2	120	Flood	3000K	90	830	25000	3.563	3.750	75W

PARs - Premium Series PAR30 Long Neck



- Silver finish shell closely resembles traditional halogen PARs
 - UL wet location rated and may be suitable in totally enclosed fixtures
 - Commonly used in track and recessed lighting
 - Fully compatible with all dimmer types
- * Complies with the requirements of Appendix JA8 of the Title 24 Part 6 2022 Building Energy Efficiency Standards for Residential and Nonresidential Buildings, which may classify a luminaire as high efficacy



**10W
PAR30
Long Neck
2700K
772286**

**3000K
772290**

ES	Watts	Bulb Type	Base	Item #	Ordering Code	Volts	Description	Color Temp.	CRI	Lumens	Average Rated Life	M.O.L. (in.)	M.O.D. (in.)	Watt Equiv.
	10	PAR30LN	E26	772286	LED10PAR30L/FL40/927/WD/2	120	Flood	2700K	90	800	25000	4.563	3.750	75W
	10	PAR30LN	E26	772290	LED10PAR30L/FL40/930/WD/2	120	Flood	3000K	90	800	25000	4.563	3.750	75W

PARs - Premium Series

PAR38



GENERAL PURPOSE

- Silver finish shell closely resembles traditional halogen PARs
 - UL wet location rated and may be suitable in totally enclosed fixtures
 - Commonly used in track and recessed lighting
 - Fully compatible with all dimmer types
- * Complies with the requirements of Appendix JA8 of the Title 24 Part 6 2022 Building Energy Efficiency Standards for Residential and Nonresidential Buildings, which may classify a luminaire as high efficacy



772298 Replaces 772610

**15W
PAR38
2700K
772297
772298**

**3000K
772301
772302**

ES	Watts	Bulb Type	Base	Item #	Ordering Code	Volts	Description	Color Temp.	CRI	Lumens	Average Rated Life	M.O.L. (in.)	M.O.D. (in.)	Watt Equiv.
	15	PAR38	E26	772297	LED15PAR38/NF25/927/WD/2	120	Narrow Flood	2700K	90	1200	25000	5.188	4.750	120W
	15	PAR38	E26	772298	LED15PAR38/FL40/927/WD/2	120	Flood	2700K	90	1200	25000	5.188	4.750	120W
	15	PAR38	E26	772301	LED15PAR38/NF25/930/WD/2	120	Narrow Flood	3000K	90	1200	25000	5.188	4.750	120W
	15	PAR38	E26	772302	LED15PAR38/FL40/930/WD/2	120	Flood	3000K	90	1200	25000	5.188	4.750	120W

MRs - Premium Series MR16 GU10



- True retrofit for halogen MR16s
 - Rated for use in totally enclosed fixtures
 - Commonly used in track, recessed, and outdoor lighting
 - Fully compatible with all dimmer types
- * Complies with the requirements of Appendix JA8 of the Title 24 Part 6 2022 Building Energy Efficiency Standards for Residential and Nonresidential Buildings, which may classify a luminaire as high efficacy



**5.5W
PAR16
2700K
771221**

**3000K
771218**

ES	Watts	Bulb Type	Base	Item #	Ordering Code	Volts	Description	Color Temp.	CRI	Lumens	Average Rated Life	M.O.L. (in.)	M.O.D. (in.)	Watt Equiv.
	5.5	PAR16	GU10	771221	LED5PAR16GUFL40/50/927/J/D	120	Flood	2700K	90	400	25000	2.160	1.970	50W
	5.5	PAR16	GU10	771218	LED5PAR16GUFL40/50/930/J/D	120	Flood	3000K	90	420	25000	2.160	1.970	50W

MRs - Premium Series

MR16 GU5.3



GENERAL PURPOSE

- True retrofit for halogen MR16s
- Rated for use in totally enclosed fixtures
- Commonly used in track, recessed, and outdoor lighting
- Fully compatible with all dimmer types
- * Complies with the requirements of Appendix JA8 of the Title 24 Part 6 2022 Building Energy Efficiency Standards for Residential and Nonresidential Buildings, which may classify a luminaire as high efficacy



6.5W	7.5W
MR16	MR16
2700K	2700K
771101	771203
3000K	3000K
771102	771204

ES	Watts	Bulb Type	Base	Item #	Ordering Code	Volts	Description	Color Temp.	CRI	Lumens	Average Rated Life	M.O.L. (in.)	M.O.D. (in.)	Watt Equiv.
	6.5	MR16	GU5.3	771101	LED6MR16FL35/50/927/J/D/4	12	Flood	2700K	90	500	25000	1.900	1.970	50W
	6.5	MR16	GU5.3	771102	LED6MR16FL35/50/930/J/D/4	12	Flood	3000K	90	500	25000	1.900	1.970	50W
	7.5	MR16	GU5.3	771203	LED7MR16FL35/75/927/J/D	12	Flood	2700K	90	570	25000	1.910	1.970	75W
	7.5	MR16	GU5.3	771204	LED7MR16FL35/75/930/J/D	12	Flood	3000K	90	570	25000	1.910	1.970	75W

DOWNLIGHTS
DOWNLIGHTS
DOWNLIGHTS
DOWNLIGHTS



4" & 5/6" Retrofit Kits

5CCT Selectable with E26 Quick Connect Adapter



- LED Recessed Downlight with E26 Quick Connect Adapter
- Regressed design with smooth finish
- Can be hard-wired or used in a medium base socket
- Energy Star rating makes this product eligible for many regional rebates
- Complies with the requirements of Appendix JA8 of the Title 24 Part 6 2022 Building Energy Efficiency Standards for Residential and Nonresidential Buildings, which may classify a luminaire as high efficacy
- 5 CCT Selectable – 2700/3000/3500/4000/5000K switch located on back of fixture
- High output 4" downlight emitting 1100 lumens – 75W Equivalent



**12W
4" DOWNLIGHT
5CCT SELECTABLE
773190**



**14W
5/6" DOWNLIGHT
5CCT SELECTABLE
773191**

ES	Watts	Type	Base	Item #	Ordering Code	Volts	Description	Color Temp.	CRI	Lu-mens	Average Rated Life	M.O.L. (in.)	M.O.D. (in.)	Watt Equiv.
	12	4" DWNLGT	E26	773190	LED12REC/4/5CCT/927-950 /WHRD/D	120	White Round - Smooth Trim - Regressed	5 CCT - 27/30/35/40/50K	90	1100	50000	1.690	4.960	75W
	14	5/6" DWNLGT	E26	773191	LED14REC/5/6/5CCT/927-950 /WHRD/D	120	White Round - Smooth Trim - Regressed	5 CCT - 27/30/35/40/50K	90	1100	50000	1.690	7.240	75W

7" Disc Light 5CCT Selectable & 3000K 90 CRI



- 3000K CCT Available in white and black satin finish
- 5 CCT Selectable – 2700/3000/3500/4000/5000K switch located on back of fixture
- High output emitting 1100 lumens – 75W Equivalent with smooth finish
- Fully dimmable
- This item is WET RATED and can be used in bathroom areas such as for overhead lighting in showers.
- Complies with the requirements of Appendix JA8 of the Title 24 Part 6 2019 Building Energy Efficiency Standards for Residential and Non-residential Buildings which may classify a luminaire as high efficacy
- Convert a recessed can to disc light by using 3 components: E26 pigtail which ships with product and recessed can springs & the metal crossbar to attach the disc light available upon request. Contact us at service@bulbrite.com



**14W
7" DISC LIGHT
5CCT
SELECTABLE
773273**



**14W
7" DISC LIGHT
3000K
773274**

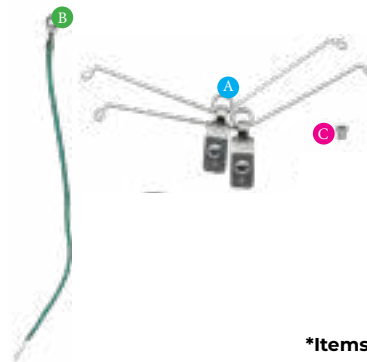


**14W
7" DISC LIGHT
3000K
773274**

ES	Watts	Type	Base Type	Item #	Ordering Code	Volts	Description	Color Temp.	CRI	Lumens	Average Rated Life	M.O.L. (in.)	M.O.D. (in.)	Watt Equiv.
	14	7" Disc	E26	773273	LED14DISC/7/5CCT/927-950/J/WHRD/D	120	White	5 CCT - 27/30/35/40/50K	90	1100	50000	0.984	7.402	75W
	14	7" Disc	E26	773274	LED14DISC/7/930/J/WHRD/D	120	White	3000K	90	1100	50000	0.984	7.402	75W
	14	7" Disc	E26	773275	LED14DISC/7/930/J/BLRD/D	120	Black	3000K	90	1100	50000	0.984	7.402	75W

Below items are included with the 7" disc light 773273

- 1PC E26 ADAPTER**
- 3PCS WIRE NUTS**



**773299
Spring Kit for Can Retrofitting**

- 2PCS SPRINGS WITH SCREW**
- 1PC GROUND WIRE**
- 1PC SCREW FOR GROUND WIRE**

*Items above are bagged and sold in a pack of 50 bags

Watts	Type	Base Type	Item #	Ordering Code
N/A	N/A	N/A	773299	LED7DISC/CAN-SPRINGS-50PK

50-Pack of individually bagged 2-Packs of springs for a each disc conversion

4" & 6" Downlight

5CCT Selectable w/Remote Metal J-Box, 80 CRI




- LED Recessed Downlight with remote junction box
- Regressed design with smooth finish
- Tension springs for easy mounting
- 5 CCT Selectable – 2700/3000/3500/4000/5000K switch located inside J-Box
- Screw connector for simple downlight connection after J-Box installation, wiring and ceiling is sheet-rocked
- High output 4" downlight emitting 1100 lumens – 75W Equivalent
- Easy to install – no recessed can or junction box needed



**12W
4" J-BOX
DOWNLIGHT
5CCT
SELECTABLE
773301**



**14W
6" J-BOX
DOWNLIGHT
5CCT
SELECTABLE
773302**



**CCT SELECTOR
IS LOCATED ON J-BOX**

ES	Watts	Bulb Type	Item #	Ordering Code	Volts	Description	Color Temp.	CRI	Lumens	Average Rated Life	M.O.L. (in.)	M.O.D. (in.)	Watt Equiv.
	12	4" JBOX DWNLGT	773301	LED12RECJBOXDL/4/5CCT/827-850/WHRD/D	120	White Round - Smooth Trim - Regressed	5 CCT - 27/30/35/40/50K	80	1100	50000	1.500	4.960	75W
	14	6" JBOX DWNLGT	773302	LED14RECJBOXDL/6/5CCT/827-850/WHRD/D	120	White Round - Smooth Trim - Regressed	5 CCT - 27/30/35/40/50K	80	1100	50000	1.690	7.240	75W

4" Retrofit Kits

E26 Quick Connect Adapter Standard & Adjustable Gimbal



- LED Recessed Downlight with E26 Quick Connect Adapter
- Baffled to reduce glare
- Can be hard-wired or used in a medium base socket
- Energy Star rating makes this product eligible for many regional rebates
- High 90 CRI offers excellent color
- Complies with the requirements of Appendix JA8 of the Title 24 Part 6 2022 Building Energy Efficiency Standards for Residential and Nonresidential Buildings, which may classify a luminaire as high efficacy
- Adjustable gimbal ring allows for 360° rotation of the light with up to 35° tilt for maximum control
- High output 4" downlight emitting 1100 lumens – 75W Equivalent



773115 will transition to 773108

773117 will transition to 773110



9W
4\"/>

4000K
773117



9W
4\"/>

3000K
773171



12W
4\"/>

2700K
773108

3000K
773109

4000K
773110

ES	Watts	Bulb Type	Base	Item #	Ordering Code	Volts	Description	Color Temp.	CRI	Lumens	Average Rated Life	M.O.L. (in.)	M.O.D. (in.)	Watt Equiv.
	9	4" DWNLGT	E26	773115	LED9REC/4/927/WHRD/D	120	White Round - Baffled Trim - Regressed	2700K	90	650	50000	2.441	5.512	65W
	9	4" DWNLGT	E26	773117	LED9REC/4/940/WHRD/D	120	White Round - Baffled Trim - Regressed	4000K	90	650	50000	2.441	5.512	65W
	9	4" DWNLGT	E26	773170	LED9REC/4/927/WHRD-G/D	120	White Round	2700K	90	650	50000	2.559	4.961	65W
	9	4" DWNLGT	E26	773171	LED9REC/4/930/WHRD-G/D	120	White Round	3000K	90	650	50000	2.559	4.961	65W
	12	4" DWNLGT	E26	773108	LED12REC/4HL/827/WHRD/D	120	White Round - Smooth Trim - Regressed	2700K	80	1100	50000	1.690	4.960	75W
	12	4" DWNLGT	E26	773109	LED12REC/4HL/830/WHRD/D	120	White Round - Smooth Trim - Regressed	3000K	80	1100	50000	1.690	4.960	75W
	12	4" DWNLGT	E26	773110	LED12REC/4HL/840/WHRD/D	120	White Round - Smooth Trim - Regressed	4000K	80	1100	50000	1.690	4.960	75W

5/6" Retrofit Kits

E26 Quick Connect Adapter Standard & Adjustable Gimbal



- LED Recessed Downlight with E26 Quick Connect Adapter
- Baffled to reduce glare
- Can be hard-wired or used in a medium base socket
- Energy Star rating makes this product eligible for many regional rebates
- High 90 CRI offers excellent color
- Complies with the requirements of Appendix JA8 of the Title 24 Part 6 2022 Building Energy Efficiency Standards for Residential and Nonresidential Buildings, which may classify a luminaire as high efficacy
- Adjustable gimbal ring allows for 360° rotation of the light with up to 35° tilt for maximum control



**14W
5/6" DOWNLIGHT
RETROFIT KIT
STANDARD**
**2700K
773165**
**3000K
773166**
**4000K
773167**



**14W
5/6" DOWNLIGHT
RETROFIT KIT
ADJUSTABLE**
**2700K
773180**
**3000K
773181**

ES	Watts	Type	Base Type	Item #	Ordering Code	Volts	Description	Color Temp.	CRI	Lumens	Average Rated Life	M.O.L. (in.)	M.O.D. (in.)	Watt Equiv.
	14	5/6" DWNLGT	E26	773165	LED14REC/5/6/927/WHRD/D	120	White Round - Baffled Trim - Regressed	2700K	90	1100	50000	2.760	7.240	75W
	14	5/6" DWNLGT	E26	773166	LED14REC/5/6/930/WHRD/D	120	White Round - Baffled Trim - Regressed	3000K	90	1100	50000	2.760	7.240	75W
	14	5/6" DWNLGT	E26	773167	LED14REC/5/6/940/WHRD/D	120	White Round - Baffled Trim - Regressed	4000K	90	1100	50000	2.760	7.240	75W
	14	5/6" DWNLGT	E26	773180	LED14REC/5/6/927/WHRD-G/D	120	White Round	2700K	90	1100	50000	2.756	7.244	75W
	14	5/6" DWNLGT	E26	773181	LED14REC/5/6/930/WHRD-G/D	120	White Round	3000K	90	1100	50000	2.756	7.244	75W

4" & 6" Downlight

Remote Metal J-Box, 80 CRI



- LED Recessed Downlight with remote junction box
- Baffled to reduce glare (except high output model)
- Remote junction box allows the installer to mount fixtures near beams or other potential obstructions in-ceiling
- High output emitting 1100 lumens – 75W Equivalent with smooth finish
- Suitable for new construction and remodel installations
- Easy to install – no recessed can or junction box needed



773210 will transition to 773215

773211 will transition to 773216

773212 will transition to 773217



773220 Replaces 773125
773222 Replaces 773127



9W
4" J-BOX
DOWNLIGHT
2700K
773210

3000K
773211

4000K
773212



14W
6" J-BOX
DOWNLIGHT
2700K
773220

3000K
773221

4000K
773222



12W
4" J-BOX
DOWNLIGHT
2700K
773215

3000K
773216

4000K
773217

ES	Watts	Type	Item #	Ordering Code	Volts	Description	Color Temp.	CRI	Lumens	Average Rated Life	M.O.L. (in.)	M.O.D. (in.)	Watt Equiv.
	9	4" JBOX DWNLGT	773210	LED9JBOXDL/4/827/WHRD/D	120	White Round - Baffled Trim - Ultra Slim	2700K	80	650	50000	1.260	4.800	65W
	9	4" JBOX DWNLGT	773211	LED9JBOXDL/4/830/WHRD/D	120	White Round - Baffled Trim - Ultra Slim	3000K	80	650	50000	1.260	4.800	65W
	9	4" JBOX DWNLGT	773212	LED9JBOXDL/4/840/WHRD/D	120	White Round - Baffled Trim - Ultra Slim	4000K	80	650	50000	1.260	4.800	65W
	12	4" JBOX DWNLGT	773215	LED12JBOXDL/4HL/827/WHRD/D	120	White Round - Smooth Trim - Ultra Slim	2700K	80	1100	50000	1.690	4.960	75W
	12	4" JBOX DWNLGT	773216	LED12JBOXDL/4HL/830/WHRD/D	120	White Round - Smooth Trim - Ultra Slim	3000K	80	1100	50000	1.690	4.960	75W
	12	4" JBOX DWNLGT	773217	LED12JBOXDL/4HL/840/WHRD/D	120	White Round - Smooth Trim - Ultra Slim	4000K	80	1100	50000	1.690	4.960	75W
	14	6" JBOX DWNLGT	773220	LED14JBOXDL/6/827/WHRD/D	120	White Round - Baffled Trim - Ultra Slim	2700K	80	1100	50000	1.260	6.850	75W
	14	6" JBOX DWNLGT	773221	LED14JBOXDL/6/830/WHRD/D	120	White Round - Baffled Trim - Ultra Slim	3000K	80	1100	50000	1.260	6.850	75W
	14	6" JBOX DWNLGT	773222	LED14JBOXDL/6/840/WHRD/D	120	White Round - Baffled Trim - Ultra Slim	4000K	80	1100	50000	1.260	6.850	75W

3" & 4" Downlight Remote Metal J-Box, 90 CRI



- LED Recessed Downlight with remote junction box
- Baffled to reduce glare
- Remote junction box allows the installer to mount fixtures near beams or other potential obstructions in-ceiling
- Suitable for new construction and remodel installations
- Complies with the requirements of Appendix JA8 of the Title 24 Part 6 2022 Building Energy Efficiency Standards for Residential and Nonresidential Buildings, which may classify a luminaire as high efficacy
- Easy to install – no recessed can or junction box needed



**7W
3" J-BOX
DOWNLIGHT**
2700K
773230

3000K
773231

4000K
773232



**9W
4" J-BOX
DOWNLIGHT**
2700K
773240

3000K
773241

4000K
773242

	Watts	Bulb Type	Item #	Ordering Code	Volts	Description	Color Temp.	CRI	Lumens	Average Rated Life	M.O.L. (in.)	M.O.D. (in.)	Watt Equiv.
	7	3" JBOX DWNLGT	773230	LED7JBOXDL/3/927/WHRD/D	120	White Round - Baffled Trim - Ultra Slim	2700K	90	400	50000	1.260	3.350	50W
	7	3" JBOX DWNLGT	773231	LED7JBOXDL/3/930/WHRD/D	120	White Round - Baffled Trim - Ultra Slim	3000K	90	400	50000	1.260	3.350	50W
	7	3" JBOX DWNLGT	773232	LED7JBOXDL/3/940/WHRD/D	120	White Round - Baffled Trim - Ultra Slim	4000K	90	400	50000	1.260	3.350	50W
	9	4" JBOX DWNLGT	773240	LED9JBOXDL/4/927/WHRD/D	120	White Round - Baffled Trim - Ultra Slim	2700K	90	650	50000	1.260	4.800	65W
	9	4" JBOX DWNLGT	773241	LED9JBOXDL/4/930/WHRD/D	120	White Round - Baffled Trim - Ultra Slim	3000K	90	650	50000	1.260	4.800	65W
	9	4" JBOX DWNLGT	773242	LED9JBOXDL/4/940/WHRD/D	120	White Round - Baffled Trim - Ultra Slim	4000K	90	650	50000	1.260	4.800	65W

6" & 8" Downlight Remote Metal J-Box, 90 CRI



- LED Recessed Downlight with remote junction box
- Baffled to reduce glare
- Remote junction box allows the installer to mount fixtures near beams or other potential obstructions in-ceiling
- Suitable for new construction and remodel installations
- Complies with the requirements of Appendix JA8 of the Title 24 Part 6 2022 Building Energy Efficiency Standards for Residential and Nonresidential Buildings, which may classify a luminaire as high efficacy
- Easy to install – no recessed can or junction box needed



**14W
6" J-BOX
DOWNLIGHT**
2700K
773260

3000K
773261

4000K
773262



**18W
8" J-BOX
DOWNLIGHT**
2700K
773270

3000K
773271

4000K
773272

	Watts	Bulb Type	Item #	Ordering Code	Volts	Description	Color Temp.	CRI	Lumens	Average Rated Life	M.O.L. (in.)	M.O.D. (in.)	Watt Equiv.
	14	6" JBOX DWNLGT	773260	LED14JBOXDL/6/927/WHRD/D	120	White Round - Baffled Trim - Ultra Slim	2700K	90	1080	50000	1.260	6.850	70W
	14	6" JBOX DWNLGT	773261	LED14JBOXDL/6/930/WHRD/D	120	White Round - Baffled Trim - Ultra Slim	3000K	90	1080	50000	1.260	6.850	70W
	14	6" JBOX DWNLGT	773262	LED14JBOXDL/6/940/WHRD/D	120	White Round - Baffled Trim - Ultra Slim	4000K	90	1080	50000	1.260	6.850	70W
	18	8" JBOX DWNLGT	773270	LED18JBOXDL/8/927/WHRD/D	120	White Round - Baffled Trim - Ultra Slim	2700K	90	1400	50000	1.260	8.800	100W
	18	8" JBOX DWNLGT	773271	LED18JBOXDL/8/930/WHRD/D	120	White Round - Baffled Trim - Ultra Slim	3000K	90	1400	50000	1.260	8.800	100W
	18	8" JBOX DWNLGT	773272	LED18JBOXDL/8/940/WHRD/D	120	White Round - Baffled Trim - Ultra Slim	4000K	90	1400	50000	1.260	8.800	100W

Downlight Mounting Bracket Universal 3/4/6" for New Construction

- Universal Mounting Plate – 3", 4", 6"
- Expandable up to 24" joist spacing



BRACKET
773300

Bulb Type	Item #	Ordering Code	Description
BRACKET	773300	LED3/4/6-DOWNLIGHT/24BRACKET	Metal Mounting Bracket for 3",4",6" Downlights - Expands up to 24" Space

SPECIALTY SPECIALTY SPECIALTY
SPECIALTY SPECIALTY SPECIALTY
SPECIALTY SPECIALTY SPECIALTY
SPECIALTY SPECIALTY SPECIALTY



Minis - 120V E11



- Small format LED mini bulbs are proper retrofits for Halogen and Xenon bulbs
- Higher lumens and long life in a smaller profile for hard-to-reach applications
- Commonly used in pendants, sconces, and chandeliers
- Fully compatible with all dimmer types



Watts	Bulb Type	Base	Item #	Ordering Code	Volts	Description	Color Temp.	CRI	Lumens	Average Rated Life	M.O.L. (in.)	M.O.D. (in.)	Watt Equiv.
4.5	T6	E11	770592	LED4E11/27K/120/D	120	Clear	2700K	80	400	25000	2.060	0.700	40W
4.5	T6	E11	770581	LED4E11/30K/120/D	120	Clear	3000K	80	400	25000	2.060	0.700	40W
4.5	T6	E11	770593	LED4E11/27K/120/F/D	120	Frost	2700K	80	340	25000	2.060	0.700	40W
4.5	T6	E11	770582	LED4E11/30K/120/F/D	120	Frost	3000K	80	340	25000	2.060	0.700	40W
5	T6	E11	770629	LED5E11/27K/120/D	120	Clear	2700K	80	550	25000	2.283	0.748	60W
5	T6	E11	770630	LED5E11/30K/120/D	120	Clear	3000K	80	550	25000	2.283	0.748	60W
6.5	T6	E11	770640	LED6E11/27K/120/D	120	Clear	2700K	80	700	15000	2.830	0.748	70W
6.5	T6	E11	770641	LED6E11/30K/120/D	120	Clear	3000K	80	700	15000	2.830	0.748	70W

Minis - 120V G9



- Small format LED mini bulbs are proper retrofits for Halogen and Xenon bulbs
- Higher lumens and long life in a smaller profile for hard-to-reach applications
- Commonly used in specialty lighting applications
- Compatible with some dimmer types



**3.5W
T5
ELV DIMMABLE
2700K
770589**

**3000K
770577**



**4.5W
T6
DIMMABLE
2700K
770590**

**3000K
770579**



**4.5W
T6
FROST
DIMMABLE
2700K
770591**

**3000K
770580**



**5W
T6
DIMMABLE
2700K
770647**

**3000K
770648**



**6.5W
T6
DIMMABLE
2700K
770644**


**3000K
770645**

Watts	Bulb Type	Base	Item #	Ordering Code	Volts	Description	Color Temp.	CRI	Lumens	Average Rated Life	M.O.L. (in.)	M.O.D. (in.)	Watt Equiv.
3.5	T5	G9	770589	LED3G9/27K/120	120	Clear	2700K	80	330	25000	1.950	0.630	25W
3.5	T5	G9	770577	LED3G9/30K/120	120	Clear	3000K	80	330	25000	1.950	0.630	25W
4.5	T6	G9	770590	LED4G9/27K/120/D	120	Clear	2700K	80	400	25000	2.170	0.710	40W
4.5	T6	G9	770579	LED4G9/30K/120/D	120	Clear	3000K	80	400	25000	2.170	0.710	40W
4.5	T6	G9	770591	LED4G9/27K/120/F/D	120	Frost	2700K	80	340	25000	2.170	0.710	40W
4.5	T6	G9	770580	LED4G9/30K/120/F/D	120	Frost	3000K	80	340	25000	2.170	0.710	40W
5	T6	G9	770647	LED5G9/27K/120/D/2	120	Clear	2700K	80	550	25000	2.170	0.750	60W
5	T6	G9	770648	LED5G9/30K/120/D/2	120	Clear	3000K	80	550	25000	2.170	0.750	60W
6.5	T6	G9	770644	LED6G9/27K/120/D	120	Clear	2700K	80	700	15000	2.720	0.748	70W
6.5	T6	G9	770645	LED6G9/30K/120/D	120	Clear	3000K	80	700	15000	2.720	0.748	70W

Full Glass Minis - 120V G9



- New full glass envelope creates a more traditional aesthetic when used in open or clear glass fixtures
- Small format LED mini bulbs are proper retrofits for Halogen and Xenon bulbs
- Higher lumens and long life in a smaller profile for hard-to-reach applications
- Commonly used in pendants, sconces, and chandeliers
- Compatible with some dimmer types



Watts	Bulb Type	Base	Item #	Ordering Code	Volts	Description	Color Temp.	CRI	Lumens	Average Rated Life	M.O.L. (in.)	M.O.D. (in.)	Watt Equiv.
3.5	T4	G9	770597	LED3G9/27K/W/D	120	Clear	2700K	80	300	15000	2.426	0.628	20W
3.5	T4	G9	770598	LED3G9/30K/W/D	120	Clear	3000K	80	300	15000	2.426	0.628	20W
3.5	T5	G9	770659	LED3G9/27K/W/F/D	120	Frost	2700K	90	300	15000	2.426	0.572	25W
3.5	T5	G9	770660	LED3G9/30K/W/F/D	120	Frost	3000K	90	300	15000	2.426	0.572	25W
4	T5	G9	770599	LED4G9/27K/W/D	120	Clear	2700K	80	450	15000	2.576	0.628	40W
4	T5	G9	770600	LED4G9/30K/W/D	120	Clear	3000K	80	450	15000	2.576	0.628	40W
4.5	T5	G9	770657	LED4G9/27K/W/F/D	120	Frost	2700K	90	450	15000	2.576	0.628	40W
4.5	T5	G9	770658	LED4G9/30K/W/F/D	120	Frost	3000K	90	450	15000	2.576	0.628	40W

Minis - 120V GY6.35, GY8, BA15D, R7S



- Small format LED mini bulbs are proper retrofits for Halogen and Xenon bulbs
- Higher lumens and long life from a smaller profile for hard-to-reach applications
- Small format bulbs commonly used in pendants, sconces, and chandeliers
- Double-ended bulbs commonly used in ceiling fixtures, portable, and outdoor fixtures
- Fully compatible with all dimmer types



4.5W
T6
GY6.35
2700K
770616

3000K
770615



4.5W
T6
GY8
2700K
770588

3000K
770576



4.5W
T5
BA15D
2700K
770620

3000K
770619



6W
J-TYPE
R7S
3000K
770637



10W
J-TYPE
R7S
3000K
770638

Watts	Bulb Type	Base	Item #	Ordering Code	Volts	Description	Color Temp.	CRI	Lumens	Average Rated Life	M.O.L. (in.)	M.O.D. (in.)	Watt Equiv.
4.5	T6	GY6.35	770616	LED4GY6/27K/D/2	120	Clear	2700K	80	400	25000	1.810	0.730	40W
4.5	T6	GY6.35	770615	LED4GY6/30K/D/2	120	Clear	3000K	80	400	25000	1.810	0.730	40W
4.5	T6	GY8	770588	LED4GY8/27K/120/D	120	Clear	2700K	80	400	25000	1.810	0.690	40W
4.5	T6	GY8	770576	LED4GY8/30K/120/D	120	Clear	3000K	80	400	25000	1.810	0.690	40W
4.5	T5	BA15D	770620	LED4DC/27K/D	120	Clear	2700K	80	400	25000	2.100	0.670	40W
4.5	T5	BA15D	770619	LED4DC/30K/D	120	Clear	3000K	80	400	25000	2.100	0.670	40W
6	J-TYPE	R7S	770637	LED6R7S/30K/S/D	120	Clear	3000K	80	550	25000	3.063	0.925	50W
10	J-TYPE	R7S	770638	LED10R7S/30K/L/D	120	Clear	3000K	80	1100	25000	4.638	0.925	75W

Full Glass Minis - 12V G4, GY6.35, Wedge



- New full glass envelope creates a more traditional aesthetic when used in open or clear glass fixtures
- Small format LED mini bulbs are proper retrofits for Halogen and Xenon bulbs
- Higher lumens and long life in a smaller profile for hard-to-reach applications
- Commonly used in pendants, sconces, chandeliers, under cabinet lighting, and outdoor lighting
- Compatible with some dimmer types



Watts	Bulb Type	Base	Item #	Ordering Code	Volts	Description	Color Temp.	CRI	Lumens	Average Rated Life	M.O.L. (in.)	M.O.D. (in.)	Watt Equiv.
1.8	T5	G4	770649	LED2G4/27K/W/D	12	Clear	2700K	90	140	15000	1.946	0.522	15W
1.8	T5	G4	770650	LED2G4/30K/W/D	12	Clear	3000K	90	140	15000	1.946	0.522	15W
1.8	T5	G4	770651	LED2G4/27K/W/F/D	12	Frost	2700K	90	140	15000	1.946	0.522	15W
1.8	T5	G4	770652	LED2G4/30K/W/F/D	12	Frost	3000K	90	140	15000	1.946	0.522	15W
2.5	T3	WEDGE	770583	LED2WEDGE/30K/12	12	Clear	3000K	80	230	15000	1.460	0.590	20W

Minis - 12V & 24V Festoon, G4 Wafer, BA15S



- Small format LED mini bulbs are proper retrofits for Halogen and Xenon bulbs
- Higher lumens and long life in a smaller profile for hard-to-reach applications
- Commonly used in pendants, sconces, and chandeliers
- Compatible with some dimmer types



Watts	Bulb Type	Base	Item #	Ordering Code	Volts	Description	Color Temp.	CRI	Lumens	Average Rated Life	M.O.L. (in.)	M.O.D. (in.)	Watt Equiv.
0.8	T3	FEST	770612	LED1/FEST/27K/12/2	12	Clear	2700K	82	55	25000	1.636	0.417	20W
0.8	T3	FEST	770611	LED1/FEST/30K/12/2	12	Clear	3000K	82	55	25000	1.636	0.417	20W
0.8	T3	FEST	770614	LED1/FEST/27K/24/2	24	Clear	2700K	82	55	25000	1.636	0.413	20W
0.8	T3	FEST	770613	LED1/FEST/30K/24/2	24	Clear	3000K	82	55	25000	1.636	0.413	20W
2.8	WAFER	G4	770622	LED3G4/WA/27K/12	12	Clear	2700K	80	280	25000	1.560	1.190	25W
2.8	WAFER	G4	770621	LED3G4/WA/30K/12	12	Clear	3000K	80	280	25000	1.560	1.190	25W
4.5	T4	BA15S	770618	LED4SC/27K/12	12	Clear	2700K	80	400	25000	2.100	0.675	40W
4.5	T4	BA15S	770617	LED4SC/30K/12	12	Clear	3000K	80	400	25000	2.100	0.675	40W

Minis - 12V G4, GY6.35, Wedge




- Small format LED mini bulbs are proper retrofits for Halogen and Xenon bulbs
- Higher lumens and long life in a smaller profile for hard-to-reach applications
- Commonly used in pendants, sconces, chandeliers, under cabinet lighting, and outdoor lighting
- Compatible with some dimmer types



Watts	Bulb Type	Base	Item #	Ordering Code	Volts	Description	Color Temp.	CRI	Lumens	Average Rated Life	M.O.L. (in.)	M.O.D. (in.)	Watt Equiv.
2	JC	G4	770586	LED2G4/27K/12	12	Clear	2700K	80	180	15000	1.420	0.570	15W
2	JC	G4	770571	LED2G4/30K/12	12	Clear	3000K	80	180	15000	1.420	0.570	15W
3	JC	G4	770587	LED3G4/27K/12	12	Clear	2700K	80	280	15000	1.690	0.630	25W
3	JC	G4	770572	LED3G4/30K/12	12	Clear	3000K	80	280	15000	1.690	0.630	25W
4.5	T5	G4	770623	LED4G4/27K/12	12	Clear	2700K	80	400	25000	1.811	0.669	40W
4.5	T5	G4	770624	LED4G4/30K/12	12	Clear	3000K	80	400	25000	1.811	0.669	40W
5	T7	GY6.35	770625	LED5GY6/27K/12	12	Clear	2700K	80	550	25000	2.047	0.886	60W
5	T7	GY6.35	770626	LED5GY6/30K/12	12	Clear	3000K	80	550	25000	2.047	0.886	60W
2.5	T3	WEDGE	770594	LED2WEDGE/27K/12	12	Clear	2700K	80	230	15000	1.460	0.590	20W
2.5	T3	WEDGE	770583	LED2WEDGE/30K/12	12	Clear	3000K	80	230	15000	1.460	0.590	20W

OUTDOOR OUTDOOR OUTDOOR



14' String Lights E12, E26 Bulbs



OUTDOOR

- Perfect for outdoor or indoor use
- This string has 10 E12 or E26 sockets
- Lead length from plug to socket is 16" before first socket and 8" after last socket
- Space between sockets is 16"



**0.7W
10 G16 LED
BULBS
INCLUDED
2700K
812123**



**11W
10 G16
INCANDESCENT
BULBS
INCLUDED
2700K
810054**



**15W
10 FIESTA
INCANDESCENT
BULBS
INCLUDED
2700K
810150**



**11W
10 S14
INCANDESCENT
BULBS
INCLUDED
2700K
810006**



**1W
10 S14 LED
BULBS
INCLUDED
2700K
812143**

Watts	Bulb Type	Base	Item #	Ordering Code	Volts	Description	Color Temp.	CRI	Lumens	Average Rated Life	M.O.L. (in.)	Watt Equiv.
0.7	G16	E12	812123	STRING10L/14FT/16IN/E12/BLACK/LED/G16	120	String Light - Black - Bulbs Included: 0.7W G16 Clear LED (10 pcs)	2700K	80	50	N/A	168.000	11W
11	G16	E12	810054	STRING10/E12/BLACK-G16KT	120	String Light - Black - Bulbs Included: 11W G16 Clear Incandescent (10 pcs)	2700K	100	N/A	N/A	168.000	N/A
15W	FIESTA	E12	810150	STRING10/E12/BLACK-F10KT	120	Amber	2700K	100	N/A	5000	168.000	15W
11	S14	E26	810006	STRING10/E26/BLACK-S14KT	120	String Light - Black - Bulbs Included: 11W S14 Clear Incandescent (10 pcs)	2700K	100	N/A	N/A	168.000	N/A
1	S14	E26	812143	STRING10L/14FT/16IN/E26/BLACK/LED/S14	120	String Light - Black - Bulbs Included: 1W S14 Clear LED (10 pcs)	2700K	80	60	N/A	168.000	11W

30' String Lights E26 Bulbs



- Perfect for outdoor or indoor use
- This string has 12 E26 sockets
- Lead length from plug to socket is 24" before first socket and 8" after last socket
- Space between sockets is 30"



**11W
12 S14
INCANDESCENT
BULBS
INCLUDED
2700K
812312**



**11W
12 S14
LED
BULBS
INCLUDED
2700K
812313**

Watts	Bulb Type	Base	Item #	Ordering Code	Volts	Description	Color Temp.	CRI	Lumens	Average Rated Life	M.O.L. (in.)	Watt Equiv.
11	S14	E26	812312	STRING12L/30FT/30IN/E26/BLACK/INC/S14	120	String Light - Black - Bulbs Included:11W S14 Clear Incandescent (12pcs)	2700K	80	60	N/A	360.000	N/A
1	S14	E26	812313	STRING12L/30FT/30IN/E26/BLACK/LED/S14	120	String Light - Black - Bulbs Included:1W S14 Clear LED (12pcs)	2700K	80	60	N/A	360.000	11W

48' String Lights E26 Bulbs



OUTDOOR

- Perfect for outdoor or indoor use
- This string has 15 E26 sockets
- Lead length from plug to socket is 60" before first socket and 12" after last socket
- Space between sockets is 36"



**1W
15 S14 LED
BULBS
INCLUDED
2700K
812483**



**11W
15 S14
INCANDESCENT
BULBS
INCLUDED
2700K
812482**



**11W
15 S14
INCANDESCENT
BULBS
INCLUDED
2700K
810002**



**25W
15 A19
INCANDESCENT
BULBS
INCLUDED
2700K
810004**

Watts	Bulb Type	Base	Item #	Ordering Code	Volts	Description	Color Temp.	CRI	Lumens	Average Rated Life	M.O.L. (in.)	Watt Equiv.
1	S14	E26	812483	STRING15L/48FT/36IN/E26/BLACK/LED/S14	120	String Light - Black - Bulbs Included: 1W S14 Clear LED (15pcs)	2700K	80	60	N/A	576.000	11W
11	S14	E26	812482	STRING15L/48FT/36IN/E26/BLACK/INC/S14	120	String Light - Black - Bulbs Included: 11W S14 Clear Incandescent (15pcs)	2700K	100	60	N/A	576.000	N/A
11	S14	E26	810002	STRING15/E26-S14KT	120	String Light - Black - Bulbs Included: 11W S14 Clear Incandescent (15 pcs)	2700K	100	75	5000	576.000	N/A
25	A19	E26	810004	STRING15/E26-A19KT	120	String Light - Black - Bulbs Included: 25W A19 Nostalgic Loop Incandescent (15 pcs)	2200K	100	50	3000	576.000	N/A

Average Rated Life – An average rating, in hours, indicating when a percentage of a large group of lamps have failed when operated at nominal lamp voltage and current. The life of an LED is defined as the operating time in hours for the lamp to reach L70, which designates 70% lumen maintenance (or 30% reduction in initial light output). Every lamp type has a unique mortality curve that depicts its average rated life.

Binning – The separation of LEDs according to color temperature after a production run for full manufactured distribution in terms of color, lumen output, and forward voltage. This procedure allows luminaire manufacturers to select only LEDs that meet their acceptable performance ranges and maintain production consistency.

Center Beam Candlepower (CBCP) – The luminous intensity at the center of the beam of a reflector lamp, measured in candelas.

Diode – A two-terminal semiconductor device with a p-n (positive-negative) junction that allows energy travel in one direction.

DLC – The DesignLights Consortium® (DLC) promotes quality, performance, and energy-efficient commercial sector LED lighting solutions through collaboration among its federal, regional, state, utility, and energy efficiency program members; luminaire manufacturers; lighting designers, and other industry stakeholders throughout the U.S. and Canada.

Driver – A self-contained power supply that has outputs that match the electrical characteristics of the lamp. It is similar to a ballast and is used to power illumination sources.

Electrical Testing Laboratory (ETL) – Independent testing laboratory that performs ballast tests and certifies accuracy of performance data.

Energy Star – ENERGY STAR is a joint program of the U.S. Environmental Protection Agency and the U.S. Department of Energy promoting money savings and the protection of the environment through energy-efficient products and practices. www.energystar.gov.

Federal Communications Commission (FCC) – The U. S. Federal agency that regulates emissions in the radio frequency portion of the electromagnetic spectrum. Part 18 of the FCC rules specifies electromagnetic interference (EMI) from lighting devices operating at frequencies greater than 9 kilohertz (kHz).

Typical electronically-ballasted compact fluorescent lamps operate in the 24 - 100 kHz frequency range.

Heat Sink – A heat sink is an environment or object that absorbs and dissipates heat from another object. The design of an LED retrofit lamp's heat sink is an integral factor in the overall performance of the lamp.

High Power LED – LED chips can be assembled in two primary methods for integration in an LED retrofit lamp: SMD (Surface Mount Device) and COB (Chip on Board).

- **SMD** – SMD LEDs are enclosed by a housing and the enclosed LED is soldered onto the printed circuit board (PCB). This method of assembly does not have optimal heat conduction.

- **COB** – COB LEDs are neither enclosed nor connected. The LED chips are placed directly onto the PCB through wire bonding and attached to the contact surface of the PCB. The benefits of COB technology include longer life, better performance, and higher light output due to better heat conduction in this assembly structure.

Illuminance – The intensity of light falling on a surface area. If you measure in square feet, the unit of illuminance is footcandles (fc). If you measure in square meters, the unit of illuminance is lux (lx).

Illuminance Cone Diagram – Usually used for spotlights or lamps with reflectors. The diagram indicates the maximum illuminance at different distances away from the lamp.

Integral LED Lamp – A lamp with LEDs, optics, an integrated LED driver or power source and with an ANSI standardized base designed for connection to an existing luminaire/fixture. These light sources get sold as retrofits or direct replacements for traditional sources.

JA8 – Joint Appendix JA8 provides the qualification requirements for high efficacy light sources installed to comply with Section 150.0(k) of Title 24, Part 6 2016. For the purposes of this Section, high efficacy light sources include ballasts or drivers if needed for the operation of the light source:

light sources shall be certified together with a driver or ballast. If the light source is inseparable from the luminaire, the entire luminaire shall meet the requirements of this Section. All qualifying light sources shall be certified to the Energy Commission according to the provisions in this Appendix.

LED Chip – The light-producing semiconductor device is incorporated into an LED package.

LED Lighting Facts – The U.S. Department of Energy developed the Lighting Facts label for LED luminaires to provide specifiers and end-users with objective information and facilitate comparisons.

Light Emitting Diode (LED) – A solid-state semiconductor device that converts electrical energy directly into light. On its most basic level, the semiconductor consists of two regions. The p-region contains positive electrical charges, while the n-region contains negative electrical charges. When voltage is applied, and current begins to flow, the electrons move across the n-region into the p-region. The process of an electron moving through the p-n junction releases energy. The dispersion of this energy produces photons with visible wavelengths.

LM79 – An IES-approved method describing procedures and precautions in performing reproducible measurements of LEDs, including total flux, electrical power, efficacy (lpw), and chromaticity. This applies to LED products incorporating control electronics and heat sinks (LED luminaires and integrated LED sources).

LM80 – An IES-approved method for measuring lumen depreciation of solid-state (LED) light sources, array, and modules. This does not apply to luminaires and does not define or provide methods for estimation of life.

Polar Luminous Intensity Graph – A diagram illustrating the distribution of luminous intensity for the transverse and axial planes of the luminaire in candelas. The curve provides a visual guide to the type of distribution expected from the luminaire, such as wide, narrow, direct, indirect, etc., and intensity.

Power Factor (PF) – A measurement of the relationship between the AC source voltage and current. Power factors can range from 0 to 1.0, with 1.0 being ideal. We sometimes express the power factor as a percent. Incandescent lamps have power factors close to 1.0 because they are simple "resistive" loads. The ballast used in a fluorescent and HID lamp system determines the power factor. "High" power factor usually means a rating of 0.9 or greater.

Pulse-Width Modulation – A method for dimming LEDs by rapidly switching the LED lamp on and off from hundreds to hundreds of thousands of modulations per second. At such frequencies, LED flickering is undetectable by the human visual system.

Title 24 – The California Title 24 Building Energy Efficiency Standards aim to ensure new and existing buildings achieve energy efficiency and preserve outdoor and indoor environmental quality. These measures (Title 24, Part 6) are listed in the California Code of Regulations. The California Energy Commission is responsible for adopting, implementing, and updating building energy efficiency. Local city and county enforcement agencies have the authority to verify compliance with applicable building codes, including energy efficiency.

TM-21 – IESNA TM-21-11 provides the method for determining when the "useful lifetime" of an LED is reached, a point when the light emitted from an LED depreciates to a level where it is no longer considered adequate for a specific application through the use of extrapolated data from LM80 testing. Lumen maintenance of LEDs can vary from manufacturer to manufacturer and between different LED package types produced by a single manufacturer. TM-21 ensures consistent lumen maintenance extrapolation methods for all LED manufacturers. TM-21 extrapolations are "best case" system lifetime estimates and assume that no other failure mechanisms influence the life of the LED luminaire.

Total Harmonic Distortion (THD) – A measure of the distortion of the input current on alternating current (AC) power systems caused by higher-order harmonics of the fundamental frequency (60Hz in North America). THD is expressed as a percentage and may refer to individual electrical loads (such as ballast) or a building's total electrical circuit or system. ANSI C82.77 recommends THD not exceed 32% for individual commercial electronic ballasts, although some electrical utilities may require lower THDs on some systems. Excessive THDs on electrical systems can cause efficiency losses as well as overheating and deterioration of system components.

Transformer – An electrical device that transfers the alternating current of one voltage (stepping it up or down) to another. Magnetic transformers use a core and coil assembly transformer to start and operate the lamp. Electronic transformers operate lamps at frequencies above 20,000Hz through the use of electronic circuitry.

For more information, visit Bulbrite.com

LED 1, 2, 3 or 5 YEAR LIMITED WARRANTY

Bulbrite offers 1, 2, 3, or 5-year limited warranties on LED products (based on average household use of 3 hours per day according to federal estimation standards issued by the Department of Energy and Federal Trade Commission).

For product-specific warranty information, please visit www.bulbrite.com. You can also find warranty information listed on product packaging.

If a covered product fails within the specified warranty period, please contact:
Bulbrite Industries, Inc., 145 West Commercial Avenue, Moonachie, NJ 07074, 800.528.5555, productsupport@bulbrite.com.

Bulbrite reserves the right to examine all failed lamps, components, and/or ballasts and reserves the right to be the sole judge of whether any lamps and/or Bulbrite lighting products are defective and covered under this warranty. This product will be credited, repaired, or replaced at Bulbrite's option, and we will not cover associated labor costs. This warranty will not apply in the event of conditions demonstrating abnormal use or stress, improper storage, improper installation, or extended daily use that is beyond reasonable operating hours for the intended application. The warranty is void if the product is not used for the intention of which it was manufactured.

LIMITATION OF LIABILITY

THE FOREGOING WARRANTY CONSTITUTES BULBRITE'S EXCLUSIVE LIABILITY AND THE EXCLUSIVE REMEDY TO A CUSTOMER FOR ANY BREACH OF OR ANY OTHER NONCONFORMITY OF THE PRODUCTS COVERED BY THIS WARRANTY. THIS WARRANTY IS EXCLUSIVE AND IN LIEU OF ALL OTHER WARRANTIES. BULBRITE MAKES NO WARRANTY, EXPRESSED OR IMPLIED, OR STATUTORY, INCLUDING, WITHOUT LIMITATION, ANY WARRANTY OF MERCHANTABILITY OR FITNESS FOR A PARTICULAR PURPOSE.

NO REPRESENTATIVE, EMPLOYEE, DISTRIBUTOR, OR DEALER OF BULBRITE HAS THE AUTHORITY TO MAKE OR IMPLY ANY WARRANTY, REPRESENTATION, PROMISE, OR AGREEMENT, WHICH IN ANY WAY VARIES THE TERMS OF THE WARRANTY SET FORTH ABOVE.

THE BULBRITE PRODUCTS SOLD TO CUSTOMERS ARE INTENDED TO BE USED ONLY IN THE APPLICATION(S) SPECIFIED BY BULBRITE. ANY OTHER USE RENDERS THE WARRANTY EXPRESSED HEREIN AND ALL IMPLIED WARRANTIES NULL AND VOID AND SAME ARE HEREBY EXCLUDED.

UNDER NO CIRCUMSTANCES SHALL BULBRITE BE LIABLE TO CUSTOMER OR ANY THIRD PARTY FOR CONSEQUENTIAL, INCIDENTAL, INDIRECT, EXEMPLARY, SPECIAL, OR OTHER DAMAGES WHETHER IN AN ACTION BASED ON CONTRACT, TORT (INCLUDING NEGLIGENCE), OR ANY OTHER LEGAL THEORY, ARISING OUT OF OR RELATED TO THE PRODUCTS SOLD TO CUSTOMER, INCLUDING BUT NOT LIMITED TO LOST PROFITS OR LOSS OF BUSINESS, EVEN IF BULBRITE IS APPRISED OF THE LIKELIHOOD OF SUCH DAMAGES OCCURRING..

ITEM #	PAGE #	ITEM #	PAGE #	ITEM #	PAGE #	ITEM #	PAGE #	ITEM #	PAGE #
195125	P45	770619	P70	772278	P51	773270	P64	776403	P21
290111	P44	770620	P70	772286	P52	773271	P64	776404	P20
290125	P43	770621	P72	772290	P52	773272	P64	776405	P20
292115	P43	770622	P72	772297	P53	773273	P58	776514	P24
293121	P44	770623	P73	772298	P53	773274	P58	776515	P24
293125	P43	770624	P73	772301	P53	773275	P65	776516	P24
770171	P37	770625	P73	772302	P53	773301	P59	776518	P24
770191	P37	770626	P73	773108	P60	773302	P59	776581	P36
770571	P73	770629	P66	773109	P60	774070	P49	776591	P36
770572	P73	770630	P66	773110	P60	774234	P47	776593	P36
770576	P70	770637	P70	773115	P60	774235	P47	776594	P28
770577	P67	770638	P70	773117	P60	774236	P47	776595	P28
770579	P67	770640	P66	773165	P61	774237	P47	776596	P36
770580	P67	770641	P66	773166	P61	774238	P48	776626	P18
770581	P66	770644	P67	773167	P61	774239	P48	776627	P18
770582	P66	770645	P67	773170	P60	774240	P48	776684	P37
770583	P71	770647	P67	773171	P60	774241	P48	776685	P37
770583	P73	770648	P67	773180	P61	774242	P48	776706	P22
770586	P73	770649	P71	773181	P61	774260	P47	776707	P32
770587	P73	770650	P71	773190	P57	774261	P47	776712	P22
770588	P70	770651	P71	773191	P57	774276	P48	776713	P32
770589	P67	770652	P71	773210	P62	774277	P48	776719	P32
770590	P67	770657	P68	773211	P62	774279	P48	776720	P25
770591	P67	770658	P68	773212	P62	776300	P38	776721	P25
770592	P66	770659	P68	773215	P62	776301	P38	776722	P30
770593	P66	770660	P68	773216	P62	776302	P38	776723	P28
770594	P73	771101	P55	773217	P62	776303	P39	776724	P28
770597	P68	771102	P55	773220	P62	776304	P39	776729	P28
770598	P68	771203	P55	773221	P62	776305	P39	776730	P28
770599	P68	771204	P55	773222	P62	776306	P39	776731	P26
770600	P68	771218	P54	773230	P63	776314	P38	776732	P26
770611	P72	771221	P54	773231	P63	776316	P40	776733	P19
770612	P72	772261	P50	773232	P63	776317	P40	776734	P19
770613	P72	772262	P50	773240	P63	776318	P40	776735	P19
770614	P72	772265	P50	773241	P63	776319	P40	776736	P19
770615	P70	772266	P50	773242	P63	776320	P40	776737	P18
770616	P70	772273	P51	773260	P64	776400	P20	776738	P18
770617	P72	772274	P51	773261	P64	776401	P21	776739	P16
770618	P72	772277	P51	773262	P64	776402	P21	776740	P16

ITEM #	PAGE #	ITEM #	PAGE #	ITEM #	PAGE #	ITEM #	PAGE #	ITEM #	PAGE #
776741	P17	776829	P9	776919	P10	776965	P18	812312	P76
776742	P17	776830	P9	776920	P33	776966	P18	812313	P76
776743	P23	776831	P10	776922	P10	776967	P18	812482	P77
776744	P23	776832	P10	776925	P11	776968	P18	812483	P77
776745	P12	776833	P34	776926	P9	776969	P16		
776746	P12	776834	P34	776927	P9	776970	P16		
776747	P23	776835	P34	776928	P10	776971	P16		
776748	P23	776836	P34	776929	P10	776972	P16		
776749	P23	776837	P35	776930	P19	776973	P22		
776750	P23	776838	P35	776931	P18	776974	P22		
776756	P19	776839	P35	776932	P18	776975	P22		
776763	P19	776840	P35	776933	P18	776976	P22		
776765	P25	776854	P25	776934	P18	776977	P23		
776767	P12	776857	P12	776935	P12	776978	P22		
776768	P11	776859	P16	776936	P12	776979	P23		
776769	P12	776861	P16	776937	P10	776980	P22		
776773	P18	776862	P19	776938	P18	776981	P22		
776774	P11	776864	P16	776939	P18	776982	P22		
776780	P28	776869	P10	776940	P18	776983	P22		
776781	P27	776870	P33	776941	P18	776984	P22		
776785	P37	776872	P9	776942	P16	776985	P12		
776786	P37	776875	P16	776943	P22	776986	P18		
776787	P16	776878	P22	776944	P22	776987	P12		
776788	P16	776879	P22	776946	P25	776988	P18		
776791	P28	776897	P22	776947	P25	776989	P26		
776792	P27	776899	P22	776948	P25	776990	P27		
776800	P31	776902	P31	776949	P25	776991	P26		
776801	P31	776903	P31	776950	P37	776992	P27		
776810	P22	776904	P30	776951	P28	776993	P28		
776819	P28	776905	P30	776952	P28	776994	P28		
776820	P28	776906	P31	776953	P10	776995	P28		
776821	P14	776908	P32	776954	P10	776996	P28		
776822	P14	776909	P31	776958	P11	810002	P77		
776823	P15	776913	P9	776959	P10	810004	P77		
776824	P15	776914	P9	776960	P9	810006	P75		
776825	P14	776915	P9	776961	P10	810054	P75		
776826	P14	776916	P9	776962	P19	810150	P75		
776827	P15	776917	P10	776963	P18	812123	P75		
776828	P15	776918	P10	776964	P18	812143	P75		

Lighting the way *forward*





BULBRITE[®]
turn life on



NEW JERSEY | SOUTH CAROLINA | TEXAS

800-528-5555 - SERVICE@BULBRITE.COM - BULBRITE.COM

CALIFORNIA CATALOG 0901

©2024 Bulbrite Industries, Inc. All rights reserved. All brand names are trademarks or registered trademarks of Bulbrite Industries, Inc. Printed in USA.