

Electric pump

EL25S



PUMP SPECIFICATIONS	Mod. A	Mod. B
Capacity [m ³ /h - (USGPM)]	100 - (440)	140 - (616)
Head [m - (ft)]	21 - (69)	17 - (56)
Impeller diameter [mm - (in)]/type	380 - (15)/2 blades closed	
Flanged bore size [DN.../PN... - (in)]	DN100/PN10 - (4)	DN150/PN10 - (6)
Cross section diameter [mm - (in)]	35 - (1.4)	
Weight (without cable) [kg - (lbs)]	860 - (1890)	870 - (1914)

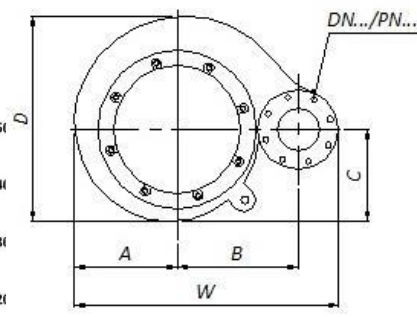
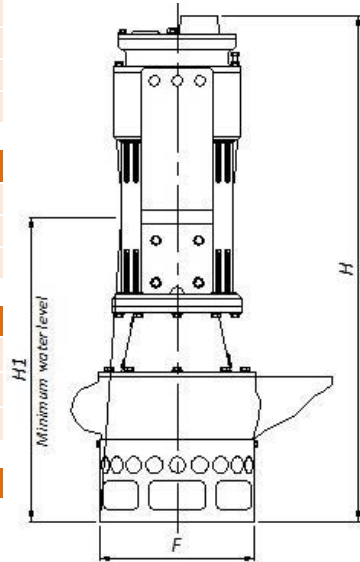
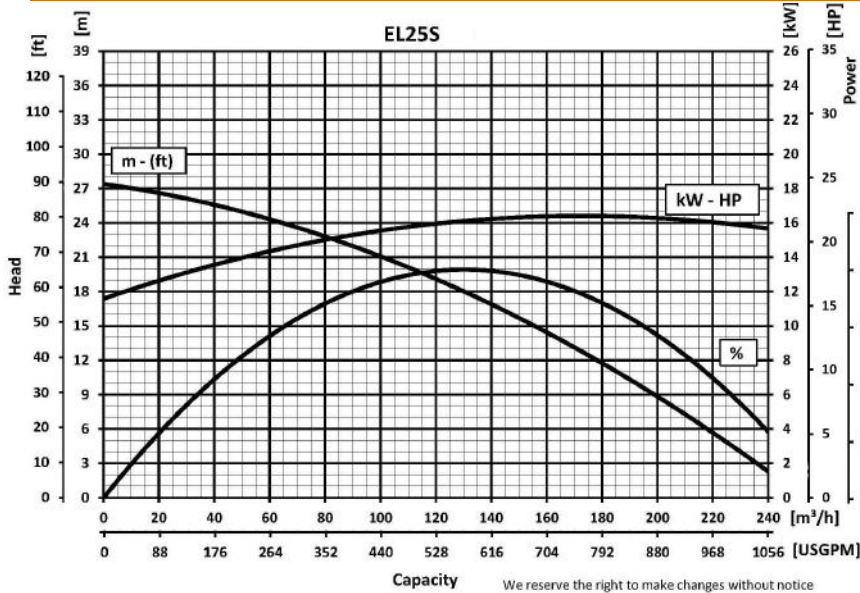
ELECTRIC MOTOR	
Power [kW-HP]	26-34
Voltage [V]/Current [A]	460/45.7
Phases/Poles/Frequency [Hz]	3/6/60
Speed [RPM]	1180
Insulation class	H
Power cable 20m (IEC 60245- 4)	H07RN-F 4G16

MATERIALS	
Casing	Spheroidal cast iron EN-GJS-500-7 (EN 1563)
Motor housing	Cast iron EN-GJL-250 (EN 1561)
Wear parts	High chrome EN-GJN-HV600 (XCr18) (EN 12513)
Main shaft	High tensile steel 39NiCrMo3 (AISI 9840)

SEALS / LUBRICANT	
Motor side seals	2 lip seals (BUNA)
Impeller side seals	3 lip seals (BUNA) + 1 V-RING (TPU)
Oil type	ISO 320

DIMENSIONS [mm - (in)]							
H	W	D	F	H1	A	B	C
1445	910	750	600	955	380	420	350
(57.8)	(36.4)	(30)	(24)	(38.2)	(15.2)	(16.8)	(14)

PERFORMANCE CURVES



SOLD BY



info@aquosis.com
1.877.907.7852

