

# 1



Section 1

## Educational Units

Contact us for a quote!

✉ [sales@educatedfurniture.co.nz](mailto:sales@educatedfurniture.co.nz)

☎ 0508 645 397

🌐 [educatedfurniture.co.nz](http://educatedfurniture.co.nz)



Over the years we have conducted a lot of business with Educated Furniture and have been pleased with the products that they have delivered.

The most satisfactory aspect of our relationship with EF has been the prompt and friendly service that our Account Manager has given to our school. To me relationships are the most important part of any business interaction. Our EF Account Manager has always been available to discuss furniture issues, suggested appropriate solutions and ensured that our orders are delivered satisfactorily and on time.

Head of Primary School  
Kingsway School | Auckland



## Section 1

# Educational Units

Whiteboard Cabinets .....	1-10
Teacher Stations .....	1-13
Electronic Device Storage .....	1-15
Teacher Podiums .....	1-16
Library Units .....	1-17
Mobile-Storage and Cupboard Units.....	1-18
Book Shelving and Display Units .....	1-19
Multi-Storage Units .....	1-24
Tote Trolleys .....	1-27
Bag Trolleys.....	1-29
Cubby Holes Units .....	1-30
Sick Bay Furniture .....	1-31
Artwork Storage Units.....	1-32

## Whiteboard Cabinets

### 915 & 945 Whiteboard Cabinets

Optimise your storage and make learning visible.



### Whiteboard cabinets are our speciality

Choose from a wide array of cabinet bases that include cupboards, drawers, cube crates and tote trays to enhance your unit. All upper levels have adjustable shelving, hiding behind the sliding whiteboards, making them the ultimate all-in-one storage solution and collaborative workspace. Locks can be added to all drawers, doors and whiteboards for secure storage of televisions, electronic devices and other resources.

All our whiteboards are frameless and feature a solid MDF core with high quality and durable porcelain surface and sleek handles.

Depending on the combination of units you choose, the width of your cabinet can vary between 1600mm wide (being the smallest size) to the largest option of 4800mm wide.

Our 400 deep units are all 2000mm high x 400mm deep with the interior shelves of the base unit (lower section) being 400mm deep and depth in the top section (behind the whiteboards) being 290mm deep.

We also offer 600 deep cabinets which have been designed and developed especially for STEM rooms where bulkier items may need to be stored. The interior shelves of the base cabinets (lower section) are 600mm deep and the shelving behind the whiteboards being 490mm deep.

### DQLS - Acoustics

At EF most of our products have been modified to not only carry out their primary function, but also to be fitted with acoustic absorbent coverings. Thereby helping designers to achieve DQLS acoustic requirements.

### Design

We have carefully designed our whiteboard cabinets to ensure maximum use from the unit. When configured correctly, we believe the whiteboard cabinet can act as the main storage feature in the classroom.

With an extensive range of modules to choose from the cabinets can easily be configured for classrooms, technology rooms, IT rooms, resource rooms, staffroom and much more.

In order to provide maximum storage capacity and plenty of usable space in the lower section of the cabinet, we have designed our units with a slim 40mm toe kick.

When adding an EF whiteboard cabinet to a classroom or learning space, we recommend they are installed as one of the last items in the fit out, once carpet is down and walls are finished.

Wall anchor kits are optional for those wanting to attach the cabinets to the wall.

### Installation

Our whiteboard cabinets are designed as modular components for ease of installation. The modules are shipped fully assembled, once on site the cabinet can be easily assembled by a builder or school caretaker.

All instructions and fittings are provided. Installation typically only takes one hour, and because EF has done

Colour range - all of our Melteca units can be made in any of the colours/finishes below



the critical assembly work already, the highest level of quality is maintained. Through this approach we are able to maximise installation ease/efficiency while minimising transport and installation costs and maximising quality. Of course, EF can take care of all installation should this be desired.

## Customisation

Over the years EF has developed a vast range of modules to create any desired configuration of whiteboard cabinet. Not only is the range of standard modules extensive, each module can be modified for complete customisation of the cabinet at minimal cost.

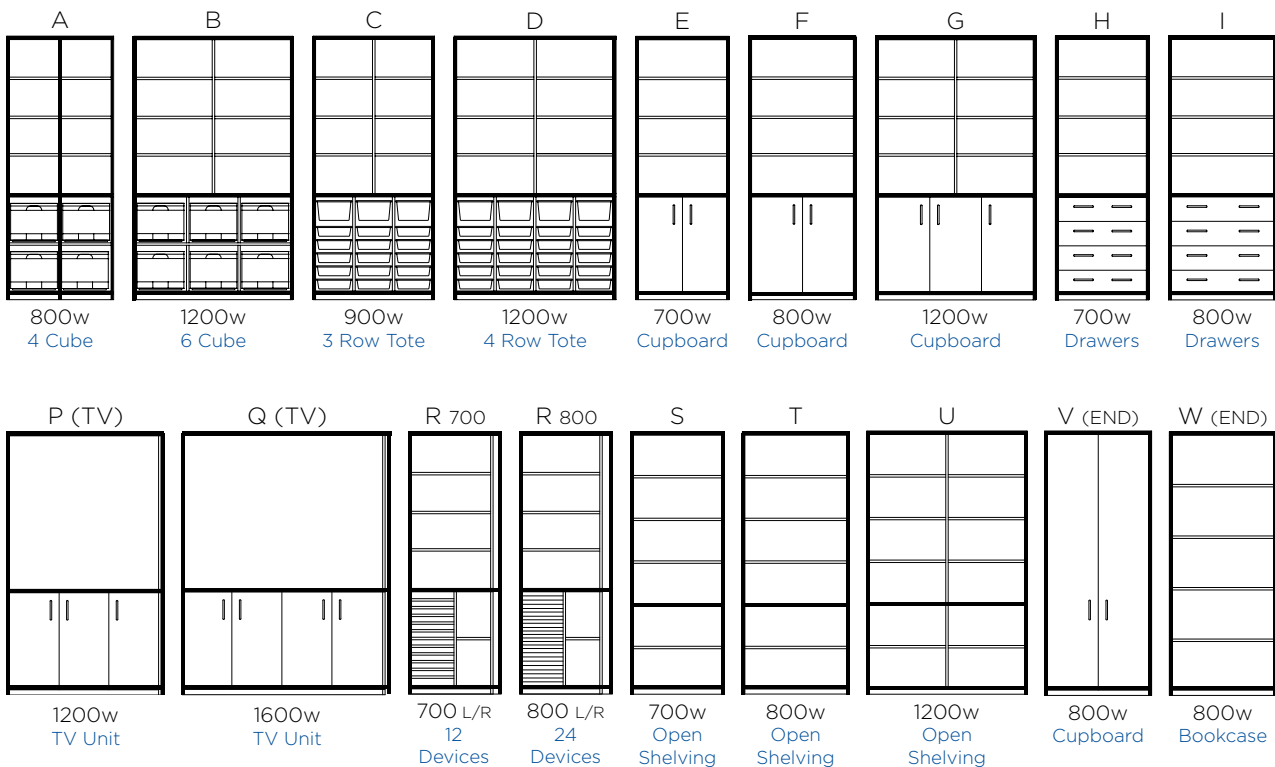
Colours and materials can all be customised, ensuring the end user always gets exactly what they want.

## Warranty


EF is so confident in the quality of our product that we offer a 10 year repair/replacement warranty on our cabinets and a “Forever” guarantee on most of our whiteboards.

We have been making our cabinets for a long time now and customers keep coming back for more – such is the quality, value and service we offer.

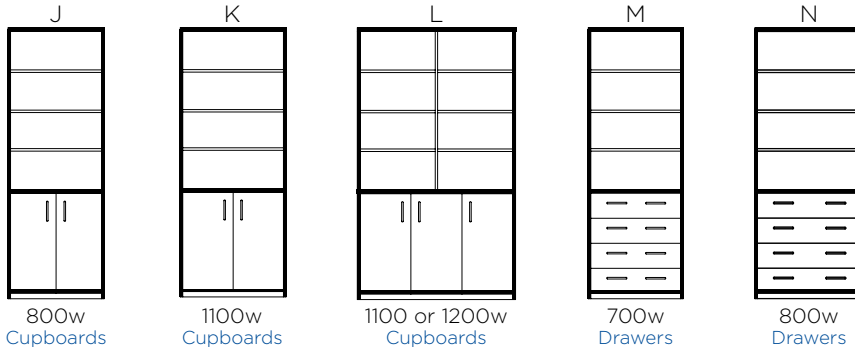
### 915 - 400mm Deep Base Units



Colour range - all of our Melteca units can be made in any of the colours/finishes below



## 945 - 600mm Deep Base Units



800w Cupboards

1100w Cupboards

1100 or 1200w Cupboards

700w Drawers

800w Drawers



Whiteboard cabinets can be placed back to back to divide learning spaces

### Whiteboard standard sizes

- 1800Lx400d/600dx2000h cabinet = 2 x 900x1200 whiteboards
- 2400Lx400d/600dx2000h cabinet = 2 x 1200x1200 whiteboards
- 3000Lx400d/600dx2000h cabinet = 2 x 1200x1500 whiteboards
- 3600Lx400d/600dx2000h cabinet = 2 x 1800x1200 whiteboards
- 4800Lx400d/600dx2000h cabinet = 2 x 2400x200 whiteboards

NB: Cabinets over 3600mm will be aluminium framed, non-soft close. We can customise these sizes to fit your requirements.

### Extra Options

#### Tote Trays

Small 400 x 270 x 75  
Large 400 x 270 x 150  
Grey | Red | Blue | Clear



#### Cube Crates

Stand alone or stack  
360L x 360W x 280H  
Clear | Blue | Grey



#### DQLS - Acoustics

Cabinets can also be fitted with built-in acoustic absorbent coverings that can be customised in your choice of colour, design or branding.



#### Locks

Add locks to whiteboards, doors and drawers for secure storage of televisions, devices and other resources



**2600L x 2000H x 400D**  
2600 Whiteboards  
1 x Unit C  
1 x Unit F  
1 x Unit C  
+ Tote Trays



**3600L x 2000H x 400D**  
3600 Whiteboards  
1 x Unit R  
1 x Unit G  
1 x Unit C + Tote Tray  
1 x Unit I



**2400L x 400d x 2000h**  
2400 Whiteboards  
1 x Unit R  
1 x Unit C  
1 x Unit A  
+ Tote Trays and Cube Bins

Colour range - all of our Melteca units can be made in any of the colours/finishes below



## Teacher Stations

### 1 Teacher Station



- Base Size - 900L x 450D x 550H
- Total Height - 1150H
- Industrial rubber wheeled castors
- Board size 900mm x 600mm
- Drawer access from both sides
- Magnetic whiteboard with clips on both sides

### 4 Teacher Station



- Base Size - 900L x 450D x 550H
- Total Height - 1150H
- Industrial rubber wheeled castors
- Board size 900mm x 600mm
- Drawer access from both sides
- Magnetic whiteboard with clips on both sides

### 7 Teacher Station




- Base Size - 900L x 450D x 550H
- Total Height - 1150H
- Industrial rubber wheeled castors
- Board size 900W x 600H
- Drawer access from both sides
- 1 locking cupboard
- Magnetic whiteboard with clips on both sides

### 73 Teacher Station



- Base Size - 900L x 450D x 550H
- Total Height - 1150H
- Industrial rubber wheeled castors
- Board size 900W x 600H
- Magnetic whiteboard with clips on both sides
- Complete with 3 small & 3 large tote trays



#### Optional Extras

- Add blue pinboard or velcro receptive vertiface instead of the second whiteboard
- Standard colour - Ink. Other colours available on quantity orders

#### Tote Tray Colours

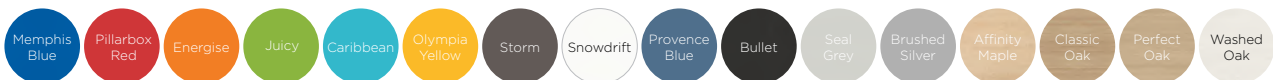
Grey | Red  
Blue | Clear

#### Tote Tray Sizes

Small 400 x 270 x 75  
Large 400 x 270 x 150



Colour range - all of our Melteca units can be made in any of the colours/finishes below



## 74 Teacher Station/TV



- A - Base Size - 1000L x 450D x 700H
  - Total Height - 1300H
  - Industrial rubber wheeled castors
- One Side**
- Backboard to attach 1000W x 600H 40" screen
  - Cable ports for easy cord access
  - Pullout shelf for laptop
- Other Side**
- Magnetic whiteboard 900W x 600H
  - Base fits 2 large, 4 small tote trays and 1 adjustable shelf
  - Bracket, TV, Laptop etc not included



- B - Base Size - 1200L x 450D x 750H
  - Total Height - 1560H
  - Industrial rubber wheeled castors
- One Side**
- Backboard to attach 1000W x 600H 50" screen
  - Cable ports for easy cord access
  - Pullout shelf for laptop
- Other Side**
- Magnetic whiteboard 1200W x 800H
  - Base fits 2 large, 4 small tote trays and 1 adjustable shelf
  - Bracket, TV, Laptop etc not included

## 5 Teacher Station



- Base Size - 900L x 450D x 700H
- Total Height - 1300H
- Industrial rubber wheeled castors
- Magnetic whiteboard 900W x 600H
- Drawer access from both sides
- Clips on both sides

## 72 Teacher Station



- Base Size - 900L x 450D x 700H
- Total Height - 1300H
- Industrial rubber wheeled castors
- Magnetic whiteboard 900W x 600H
- Clips on both sides
- Complete with 4 large & 4 small tote trays

## 275 Replacement Whiteboards

A set of two replacement whiteboards can be purchased for all of our Teacher Stations  
 Size: 900W x 600H  
 Includes a set of two magnetic whiteboards



Colour range - all of our Melteca units can be made in any of the colours/finishes below





# Electronic Device Storage

## 420 iPad & Chrome Book Storage Unit

Our iPad and Chrome Book Storage Units are an excellent option for keeping tablets safely stored and charged when not in use, making them a great asset to any classroom.

- Solid Melteca construction
- Option to have different colours/finishes on the inside and outside of the unit
- Three sizes available
- Size of slot 260W x 35D x 250H - Maximum Height 425H
- Mount power board and plugs on the back and thread plugs through the cable port holes
- Complete with locks for secure storage

Includes surge protection  
 2 Row Unit  
 3 Row Unit  
 4 Row Unit

**Add power boards**

**A** - 2 rows - stores 16 Chrome Books 620W x 600D x 725H  
**B** - 3 rows - stores 24 Chrome Books 840W x 600D x 725H  
**C** - 4 rows - stores 32 Chrome Books 1175W x 600D x 725H



## 400 Laptop Storage Units (24 and 30 Slots)

Our Laptop Storage 24 & 30 units come in two sizes and are a tidy and secure way to keep laptops safely stowed while not in use, making them a great asset to any educational setting.

- Heavy duty locking castors bolted through base
- Store 12 or 15 laptops on each side
- Holes for all cabling including power cords at back
- Heavy duty handle at one end for ease of movement
- Grills for ventilation
- Size of each slot - 395W x 395D x 60H
- Power boards with surge protection can be added



**A** - Holds 24 - 1200L x 1100H x 500D  
**B** - Holds 30 - 1200L x 1180H x 500D

**Add power boards**

## 401 Laptop Storage Units (12 and 15 Slots)

- Heavy duty locking castors bolted through base
- Store 12 or 15 laptops on each side
- Holes for all cabling including power cords at the back
- Heavy duty handle at one end for ease of movement
- Grills for ventilation
- Size of each slot - 395W x 395D x 60H
- Power boards with surge protection can be added



**A** - Holds 12 - 800L x 1100H x 500D  
**B** - Holds 15 - 800L x 1180H x 500D

**Add power boards**

Colour range - all of our Melteca units can be made in any of the colours/finishes below



## Teacher Podiums

### 501 Teacher Podiums

Our Teacher Work Podiums are very popular and look really tidy in the classroom. Podiums provide lockable storage for teaching materials and a laptop/computer as well as power outlets on the upstand.

#### A Drawer and Cupboard Podium

- 600W x 600D x 1000mm high
- Solid Melteca construction
- 4 outlet power box with surge protector
- Pull out shelf on heavy duty runners with upstand at the back
- Plug can exit left or right hand side
- 1 heavy duty lockable drawer on steel runners
- 1 lockable cupboard with 1 adjustable shelf
- 75mm heavy duty locking castors for easy movement around the classroom
- Shaped curved top with 120mm high upstand and decorative front panel
- Option to have a different colour on the inside and outside of the unit



A

#### B Three Drawer Podium

- 600W x 600D x 1000mm high
- Solid Melteca construction
- 4 outlet power box with surge protector
- Pull out shelf on heavy duty runners with upstand at back
- Plug can exit left or right hand side
- 3 lockable drawers of same depth on heavy duty steel runners
- 75mm heavy duty locking castors for easy movement around the classroom
- Shaped curved top with 120mm high upstand and decorative front panel
- Option to have a different colour on the inside and outside of the unit




B

#### Custom options

- A whiteboard front can be added to the front panel of either podium option for an additional work surface



Colour range - all of our Melteca units can be made in any of the colours/finishes below



## Library Units

### 519 Reading Retreat



Our Reading Retreats are great for creating a quiet sanctuary for students to read and relax in the classroom, library or breakout space environment with added benefit of storage space.

- 1800L x 1600H x 600D (custom sizing available)
- Solid Melteca construction
- Plinth base
- 50mm foam seat covered in any of our Premium, High Quality and Standard Quality fabrics. In the educational setting we strongly recommend using a Fibre Guard fabric that can be cleaned and has very high durability.
- Cushioned seat is large enough for two students
- For added hidden storage the unit includes 6 small and 6 large tote trays or 6 Cube boxes in your choice of colour

### 830 Library Desk



Our Library Desks invite and welcome your visitors with style and practicality. Available in a wide range of shapes and styles, we work with you to design and make a desk to suit your requirements and environment.

- Desks are always custom-made in our factory to fit your space and style
- We can use a range of different materials to fit your environment including Melteca, steel, perspex etc
- Desks can be made with corner tops, u-shaped tops, straight tops and jellybean tops with or without an up-hutch

### 425 Book Return Bin



- 500W x 500D x 500H
- Solid Melteca construction
- Twin wheel castors
- Designed to fit neatly under library returns desk
- Option A - Book bin with no drawer
- Option B - Book bin with drawer on steel runners

### 425 Book Return Trolley



- 820W x 470D x 1050H
- Solid Melteca construction
- Includes two shelves in colour/finish of your choice below
- 32mm round steel frame
- Heavy duty castors for full portability

Colour range - all of our Melteca units can be made in any of the colours/finishes below



## Mobile-Storage and Cupboard Units

### 57 Mobile Bins



- **A** - 1200L x 400D x 390H (3 bins)
- **B** - 1800L x x 400D x 390H (4 bins)
- Great for library books, toys, blocks and other teaching aids
- Unit is lower so contents can be easily viewed and accessed by smaller children
- Industrial rubber wheeled castors for portability
- Melteca construction with option to have two different colours from options below

### 54 Mobile Storage Crate



- **A** - 600L x 600D x 310H
- **B** - 700L x 600D x 310H
- Great for smaller children to access resources
- Very portable on twin wheel castors
- Larger size option to fit larger picture books
- Melteca construction with the option to have two different colours

### 28 Small Browser Box



- 500L x 400D x 420H
- Solid Melteca construction
- Can be made to size
- Industrial rubber wheeled castors for portability
- Designed to be easily accessed by small children

### 380 Mobile Storage Unit



- 1800L x 500D x 970H
- Eight cubbies of various sizes for storing books, art supplies and other resources
- Top of the unit has a lip creating another shelf
- Industrial rubber wheeled castors
- Melteca construction with solid matching back and option to have two different colours

### 77H Cupboard Unit



- 800L x 420D x 690H
- 1 adjustable shelf
- Melteca construction with solid matching back so the unit can be placed anywhere in the room
- Industrial rubber wheeled castors
- Option to have two different colours on the inside and outside of the unit

### 77E Drawer Unit



- 800L x 420D x 690H
- 3 drawers on steel runners
- Melteca construction with solid matching back so the unit can be placed anywhere in the room
- Industrial rubber wheeled castors
- Option to have two different colours on the inside and outside of the unit

Colour range - all of our Melteca units can be made in any of the colours/finishes below



# Book Shelving and Display Units

## 64 Library Shelving With Browser Boxes

Our Library Shelving is a practical, user friendly book display solution that can be custom made to individual requirements. This shelving is designed so that multiple units can be placed together in a seamless row or as a stand alone unit.



A

- **A** - 1200W x 400D x 1500H
- Solid Melteca construction
- Plinth base
- Sloping top shelf with lip for book display
- 1 fixed and 1 adjustable shelf
- Solid 18mm back and central divisions
- Complete with 2 mobile browser bins
- Pictured above with 2 units banked together



B

- **B** - 800W x 400D x 1500H
- Solid Melteca construction
- Plinth base
- Sloping top shelf with lip for book display
- 1 fixed and 1 adjustable shelf
- Solid 18mm back
- Complete with mobile browser bin in base
- Pictured above with 3 units banked together

**Custom options**  
All library shelving units on this page can be custom made to specific dimensions if required

## 65 Library Shelving



A

- **A** - 1200W x 300D x 1500H
- Solid Melteca construction
- Sloping top shelf with lip for book display
- 3 adjustable shelves
- Central division
- Solid 18mm back
- Plinth base
- Pictured above with multiple units banked together in a row to create a library row




B

- **B** - 800W x 300D x 1500H
- Solid Melteca construction
- Sloping top shelf with lip for book display
- 3 adjustable shelves
- Solid 18mm back
- Plinth base
- Pictured above with 2 units banked together

Colour range - all of our Melteca units can be made in any of the colours/finishes below



## 82 Single Sided Storage Unit



- **A** - 1200L x 300D x 680H
- **B** - 1200L x 300D x 980H
- Solid Melteca construction with white back
- A cost effective storage and display solution for classrooms or libraries
- Plinth base
- Adjustable shelves (A - 1 shelf or B - 2 shelves)
- Option to have different colours on the inside and outside of the unit

## 26 Single Sided Mobile Storage Unit



- 1200L x 300D x 1000H
- Solid Melteca construction with matching back
- Four adjustable shelves for extra versatility
- Industrial rubber wheeled locking castors
- Option to have different colours on the inside and outside of the unit

## 27 Double Sided Mobile Storage Unit



- 1200L x 600D x 1000H
- Solid Melteca construction with matching back
- Double sided storage so it works well as a room/ space divider
- Four adjustable shelves for extra versatility
- Industrial rubber wheeled locking castors
- Option to have a different colour on the inside and outside of the unit

## 77K Sloping Shelf Unit



- **A** - 1200L x 420D x 690H
- **B** - 800L x 420D x 690H
- Two sloping shelves with a lip for display of books, games and other resources
- Lower unit making it ideal for younger children and works well paired with our other 690H units
- Solid Melteca construction with matching back so it can be used to create a room divider
- Industrial rubber wheeled castors
- Option to have two different colours on the inside and outside of the unit

## 420 Library Book Browser

- 1200L x 400D x 900H
- Solid Melteca construction in any of our colour range below
- Two tiers with four compartments per tier
- Works well teamed up with multiple units against a wall or as a room divider
- Solid matching back
- Industrial rubber wheeled castors
- Customise the inside and outside colour/ finish of your unit



Colour range - all of our Melteca units can be made in any of the colours/finishes below



## 22 Budget Book Shelf



- **A** - 800W x 300D x 900H
- **B** - 800W x 300D x 1200H
- **C** - 800W x 300D x 1500H
- **D** - 800W x 300D x 1800H
- 18mm Melteca construction with white back
- A cost effective storage and display solution for classrooms or libraries
- Adjustable shelves and plinth base
- Option to have a different colour on the inside and outside of the unit

## 66 Curved Library Shelving



- 1360W x 525D x 1000H
- Double sided unit for storage of books
- Solid Melteca construction
- Option to have a different colour on the inside and outside of the unit
- Fixed curved shelves
- Industrial rubber wheeled locking castors
- Works well banked with several units to create a snake shape double sided room divider

## 77C Shelving Unit



A


- **A** - 1200L x 420D x 690H - with a division
- **B** - 800L x 420D x 690H - without division
- Solid Melteca construction with matching back so it can be used to create a room divider
- Adjustable shelves
- Industrial rubber wheeled locking castors
- Customise the inside and outside colour/finish of your unit
- Lower unit making it ideal for younger children and works well paired with our other 690H units

## 61 Library Tower



- 1300H x 700D x 700L
- Ideal for book storage and display in libraries and classrooms
- Four sided display unit with three adjustable shelves per face
- Solid Melteca construction
- Industrial rubber wheeled locking castors for full portability
- Customise the inside and outside colour/finish of your unit

Colour range - all of our Melteca units can be made in any of the colours/finishes below



## 13 Picture Book Display



- 1200L x 450D x 1300H
- Melteca construction with solid matching back
- 5 tiers of book display storage with large upstands (300mm) suitable for larger books
- Customise the inside and outside colour/finish of your unit
- Industrial rubber wheeled castors so it can easily be shifted around the room as required

### Custom options

- Add blue pinboard or velcro receptive vertiface pinboard to back of the unit

## 18 Six Tier Book Display



- 1200L x 500D x 1000H
- 6 tiers of book display and 2 open shelves
- Melteca construction with solid matching back
- Customise the inside and outside colour/finish of your unit
- Industrial rubber wheeled castors so it can easily be shifted around the room as required

### Custom options

- Add blue pinboard or velcro receptive vertiface pinboard to back of the unit

## 17 Seven Tier Book Display



- 1200L x 500D x 960H
- 7 tiers of book storage and and 1 open shelf at the bottom for big books, games, puzzles and other resources
- Melteca construction with solid matching back
- Customise the inside and outside colour/finish of your unit
- Industrial rubber wheeled castors so it can easily be shifted around the room as required

### Custom options

- Add blue pinboard or velcro receptive vertiface pinboard to back of the unit

## 16 Ten Tier Book Display



- 1200L x 550D x 1300H
- 10 tiers of book display storage and 1 open shelf at the bottom for big books, games, puzzles and other resources
- Solid Melteca construction with matching back
- Customise the inside and outside colour/finish of your unit
- Industrial rubber wheeled castors so it can easily be shifted around the room as required

### Custom options

- Add blue pinboard or velcro receptive vertiface pinboard to back of the unit



### OPTIONAL EXTRAS

- Add blue pinboard or velcro receptive vertiface to any book display
- Standard colour - Ink. Other colours available on quantity orders

Colour range - all of our Melteca units can be made in any of the colours/finishes below





## 11 Small Double Sided Book Display



- 1200L x 750D x 1000H
- Solid Melteca construction
- One side - 7 tiered book display and 1 open shelf at the bottom
- Reverse side - 4 open shelves for puzzles, games and other resources
- Industrial rubber wheeled castors for portability around the room
- Customise the inside and outside colour/finish of your unit

## 312 Large Double Sided Book Display



- 1200L x 750D x 1300H
- Solid Melteca construction with the option to choose the inside and outside colour/finish
- One side - 7 tiers of book display storage and three open shelves
- Reverse side - 2 sloping shelves with lip, 1 wide open shelf, 2 small shelves and 8 small tote trays on the reverse. Tote trays are included and you can choose from four tote colour options
- Industrial rubber wheeled castors

## 24 Big Book Storage



- 640L x 400D x 900H
- Specifically designed to store big books
- 7 slots for different sized books including a work surface on top
- Industrial rubber wheeled castors for portability
- Melteca construction with solid matching back
- Option to have two different colours on the inside and outside of the unit

## 76 Jumbo Big Book Storage



- 1000L x 600D x 760H at lower end/900H at the highest end
- Large storage capacity for big books
- Top to fit big books standing up and base to fit big books lying down
- Industrial rubber wheeled castors for portability
- Melteca construction with solid matching back
- Option to have two different colours on the inside and outside of the unit

## 380 Mobile Big Book Bin

- 600L x 600D x 420H at lower end and 570H at the highest end
- 5 slots for storing big books standing up
- Unit is lower so books can be easily viewed and accessed by smaller children
- Industrial rubber wheeled castors
- Melteca construction with solid matching back
- Option to have two different colours on the inside and outside of the unit



Colour range - all of our Melteca units can be made in any of the colours/finishes below



## Multi-Storage Units

### 41 Multi Storage Units

- Three sizes available with different combinations of shelving and large and small tote trays to suit any learning environment
- Design your own to suit your needs
- Solid Melteca construction
- Industrial rubber wheeled locking castors
- Customise the colour inside and outside the unit
- Choose your tote tray combinations and colours

#### A - 1200L x 400D x 1100H

- Each side can hold 20 small or 10 large tote trays
- 2 adjustable shelves

#### B - 1200L x 400D x 900H

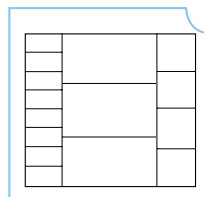
- Each side can hold 8 small or 4 large tote trays on either side
- 2 adjustable shelves

#### C - 1200L x 400D x 700H

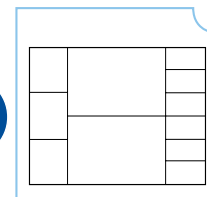
- Each side can hold 6 small or 3 large tote trays
- 1 adjustable shelf



A



B



C

### 49 Jumbo Multi Storage Units



- 1780L x 400D x 1100H
- Each side holds 20 small or 10 large tote trays or a combination of both
- 2 adjustable shelves for other resources
- Solid Melteca construction
- Industrial rubber wheeled locking castors for portability around the room
- Customise the colour inside and outside the unit
- Choose your tote tray combinations and colours (red, grey, blue or clear) to add to the unit

### 51 Nine Cube Box Storage Unit



- 1200L x 400D x 1200H
- Solid Melteca construction
- Holds 9 cube boxes or can be 9 large cubby holes
- Can be ordered with or without the cube crates or you can have a combination of both
- Great in storage areas and resource rooms
- Industrial rubber wheeled castors
- Customise the colour inside and outside the unit
- Choose your cube crate quantity and colours (blue or clear) to add to the unit

### 52 Twelve Cube Box Storage Unit

- 1600L x 400D x 1200H
- Solid Melteca construction
- Holds 12 cube boxes or can be 12 large cubby holes
- Can be ordered with or without the cube crates or you can have a combination of both
- Great in storage areas and resource rooms
- Industrial rubber wheeled castors
- Customise the colour inside and outside the unit
- Choose your cube crate quantity and colour(s) to add to the unit



Colour range - all of our Melteca units can be made in any of the colours/finishes below



## 77G Cube Crate Unit



- **A** - 1200L x 420D x 690H - 3 cube crates
- **B** - 800L x 420D x 690H - 2 cube crates
- 2 open cubby holes for storage of books, games, puzzles and other materials
- Lower unit making it ideal for younger children and works well paired with our other 690H units
- Melteca construction with solid matching back so the unit can be placed anywhere in the room
- Industrial rubber wheeled castors
- Option to have two different colours on the inside and outside of the unit
- Choose your cube crates to add to the unit

## 54 Cube Multi-Storage Unit 1600



- 1600L x 400D x 1000H
- Solid Melteca construction
- Holds 4 cube crates in the bottom level for hidden storage
- Two levels of fixed open shelving with six cubbies of various size
- Industrial rubber wheeled castors for portability
- Customise the colour inside and outside the unit
- Choose your cube crates to add to the unit

## 50 Tote Tray & Cube Box Storage



- 1650L x 400D x 1100H
- Solid Melteca construction
- Holds 3 large or 6 small tote trays on each side for tidy, hidden storage
- Holds 4 cube crates along the bottom level for additional storage of larger items
- 2 adjustable storage shelves for games, puzzles, books and other resources
- Great in classrooms and resource rooms
- Industrial rubber wheeled castors
- Customise the colour inside and outside the unit
- Choose your tote tray combinations/colours and cube crates colour(s) to add to the unit

## 53 Cube Multi-Storage Unit 1200



- 1200L x 400D x 1000H
- Solid Melteca construction
- Holds 3 cube crates in the bottom level for hidden storage
- Two levels of fixed open shelving with five cubbies of various size
- Great in classrooms, storage areas and resource rooms for books, puzzles, games and other teaching materials
- Industrial rubber wheeled castors for portability
- Customise the colour inside and outside the unit
- Choose your cube crates to add to the unit

### NOTE

- All units exclude tote trays and cube boxes
- Please choose your own combinations and they will be added to your order

Colour range - all of our Melteca units can be made in any of the colours/finishes below



## 381 Cube Crate Tote Tray Shelving

- **A** - Cube box Shelving - 1200W x 400D x 1800H  
Cube Crate Shelving holds 9 cube crates/9 cubby holes or a combination of both
- **B** - Tote Tray Shelving - 1200W x 400D x 1800H  
Tote Tray Shelving holds 4 rows of tote trays with 10 small trays or 5 large trays per bay or a combination of both
- Plinth base and adjustable shelves
- This modular storage system is designed to suit your needs and can be stand alone or combined with our Teacher Storage Cupboard (SKU 58) and Classroom Storage Cupboard (SKU 314)
- Store all your classroom resources and student materials in one place
- Keeps everything neat and tidy and easy for both children and teachers to find
- Choose your cube crates and tote trays to add to your unit - these must be purchased separately
- Solid Melteca construction with the option to have different colours on the inside and outside of the unit



A



B

## 58 Teacher's Storage Cupboard

- **A** - 1200L x 400D x 1200H  
3 adjustable shelves on both sides
- **B** - 1200L x 400D x 1800H  
1 fixed and 2 adjustable shelves on both sides
- Plinth base
- This modular storage system is designed to suit your needs and can be stand alone or combined with our Cube Crate Tote Tray Shelving (SKU 381) and/or Classroom Storage Cupboard (SKU 314)
- Store all your classroom resources and student materials in one place
- Solid Melteca construction with the option to have different colours on the inside and outside of the unit



B

### Custom options

- Add locks for improved security

## 314 Classroom Storage Cupboard

- 800W x 400D x 1800H
- 1 fixed and 2 adjustable shelves (4 cavities)
- Plinth base
- This modular storage system is designed to suit your needs and can be stand alone or combined with our Cube Crate Tote Tray Shelving (SKU 381) and/or Teacher's Storage Cupboard (SKU 58)
- Keeps your classroom resources and student materials concealed and in one place
- Solid Melteca construction with the option to have different colours on the inside and outside of the unit



### Custom options

- Add locks for improved security

Colour range - all of our Melteca units can be made in any of the colours/finishes below



## 42 Tote Trays

### Tote Tray Sizes

Small 400 x 270 x 75  
Large 400 x 270 x 150

### Tote Tray Colours

Grey | Blue | Clear



Note: All units exclude tote trays unless stated otherwise - choose your sizes and colours

## 43 Cube Crates

### Cube Box Colours

Grey | Blue | Clear

### Cube Box Sizing

360L x 360W x 280H



Note: All units exclude cube crates unless stated otherwise - choose your sizes and colours

## Tote Trolleys

### 44 Single Tote Trolley



- 600L x 570D x 710H
- Holds 12 small trays or 6 large trays
- Perfect for holding stationary, exercise books and other items for each student
- Melteca top with solid welded steel frame
- Twin wheel castors
- Choose your tote tray sizes and colours to add to your unit

### 45 Double Tote Trolley




- 980L x 570D x 710H
- Holds 24 small trays or 12 large trays or a combination of both on each side
- Perfect for holding stationary, exercise books and other items for each student
- Melteca top with solid welded steel frame
- Twin wheel castors
- Choose your tote tray sizes and colours to add to your unit

### 46 Triple Tote Trolley

- 980L x 570D x 710H
- Holds 36 small trays or 18 large trays or a combination of both on each side
- Perfect for storing stationary, exercise books and other items for each student
- Melteca top with solid welded steel frame
- Twin wheel castors
- Choose your tote tray sizes and colours to add to your unit



Colour range - all of our Melteca units can be made in any of the colours/finishes below



## 77L Tote Tray Unit



- **A** - 900L x 420D x 690H - 3 bays of trays
- **B** - 1200L x 420D x 690H - 4 bays of trays
- Each bay can take 6 small tote trays or 3 large tote trays. You can chose your combinations to suits your needs
- Perfect for storing stationary, exercise books and other teaching resources
- Solid Melteca with matching back and the option to have different colours on the inside and outside of the unit
- Lower unit making it Ideal for younger children and works well paired with our other 690H units
- Industrial rubber wheeled castors
- Choose your tote tray sizes and colours

## Tote Tray Storage 2 Rows



- **A** - 600L x 400D 900H holds 16 small trays (8 per bay) or 8 large trays (4 per bay)
- **B** - 600L x 400D x 1100H holds 20 small trays (10 per bay or 10 large trays (5 per bay)
- Can hold a combination of small and large trays
- Perfect for storing stationary, exercise books and other teaching resources
- Solid Melteca with the option to have different colours on the inside and outside of the unit
- Industrial rubber wheeled castors
- Choose your tote trays to add to the unit

## 136 Desk Tray Trolley



- 960L x 600D x 1000H - single sided
- Holds 12 deep desk trays or 12 standard desk trays (Grey only)
- Perfect for storing stationary, exercise books and other teaching resources
- Industrial rubber wheeled castors
- Melteca top with solid welded steel frame
- Choose your desk tray sizes (deep or standard) to add to the unit. Desk trays not included.
- Can be made to your specifications

## 47 Tote Tray Storage (3 bays)



- **A** - 900h x 900L x 400d holds 24 small trays (8 per bay) or 12 large trays (4 per bay)
- **B** - 1100h x 900L x 400d holds 30 small trays (10 per bay) or 15 large trays (5 per bay)
- Can hold a combination of small and large trays
- Perfect for keeping stationary, exercise books and other teaching resources organised
- Solid Melteca with the option to have different colours on the inside and outside of the unit
- Industrial rubber wheeled castors
- Choose your tote trays to add to the unit

Note: All units exclude tote trays and desk trays - choose your sizes and colours where applicable

Colour range - all of our Melteca units can be made in any of the colours/finishes below



## 48 Tote Tray Storage (4 bays)



B

- **A** - 990H x 1200L x 400d holds 32 small trays (8 per bay) or 16 large trays (4 per bay)
- **B** - 1100h x 1500L x 400d holds 40 small trays (10 per bay) or 20 large trays (5 per bay)
- Can hold a combination of small and large trays
- Perfect for keeping stationary, exercise books and other teaching resources organised
- Solid Melteca with the option to have different colours on the inside and outside of the unit
- Industrial rubber wheeled castors
- Choose your tote trays to add to the unit

## 63 Tote Tray Storage (5 bays)



B

- **A** - 900H x 1500L x 400d holds 40 small trays (8 per bay) or 20 large trays (4 per bay)
- **B** - 1100h x 1500L x 400d holds 50 small trays (10 per bay) or 25 large trays (5 per bay)
- Can hold a combination of small and large trays
- Perfect for keeping stationary, exercise books and other teaching resources
- Solid Melteca with the option to have different colours on the inside and outside of the unit
- Industrial rubber wheeled castors
- Choose your tote trays to add to the unit

## Bag Trolleys

### 133 Large Bag Trolley



A

Our Large Bag Trolley is double sided and comes in two sizes, providing a tidy and portable place to hang bags or clothing, keeping items off the floor. Trolleys can be made in Melteca for indoor use or White Ply for exterior use (suitable for covered decks or verandahs).

- **A** - 1800L x 600D x 1300H - 30 aluminium hooks
- **B** - 1200L x 600D x 1300H - 18 aluminium hooks
- Double sided
- Industrial rubber wheeled castors
- Can be made in Melteca for indoor use or white ply for external use (suitable for covered decks)

### 60 Small Bag Trolley



Our Small Bag Trolley is doubled sided and includes 18 heavy duty hooks with a tray on the base for shoes to be stored. The trolley is on industrial castors for ease of movement around the classroom.

- 1300H x 1200L x 600D - 18 aluminium hooks
- Double sided
- Tray on base for shoes
- Timber and Melteca construction for interior use
- Industrial rubber wheeled castors

Colour range - all of our Melteca units can be made in any of the colours/finishes below



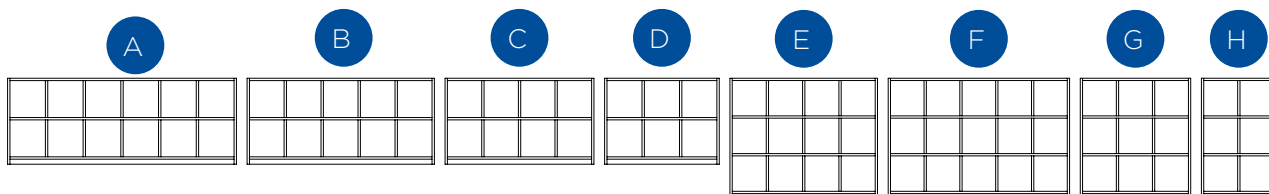
## Cubby Holes Units

### 59 Cubby Holes

Our Cubby Holes can be used for storing a wide range of items such as bags, shoes and books, among other things. They are great for keeping items off the floor and are an especially popular storage solution in early childhood centres, kindergartens and primary schools.

Eight different sizes available

- **A** - 1800L x 680H x 300D (12 Holes)
- **B** - 1500L x 680H x 300D (10 Holes)
- **C** - 1200L x 680H x 300D (8 Holes)
- **D** - 900L x 680H x 300D (6 Holes)
- **E** - 1200L x 980H x 300D (12 Holes)
- **F** - 1500L x 980H x 300D (15 Holes)
- **G** - 900L x 980H x 300D (9 Holes)
- **H** - 600L x 980H x 300D (6 Holes)
- Average internal measurement of each cubby hole 275L x 280H x 290D
- Plinth base in solid Melteca with the option to have different colours on the inside and outside of the unit
- Units can also be custom made to your specifications

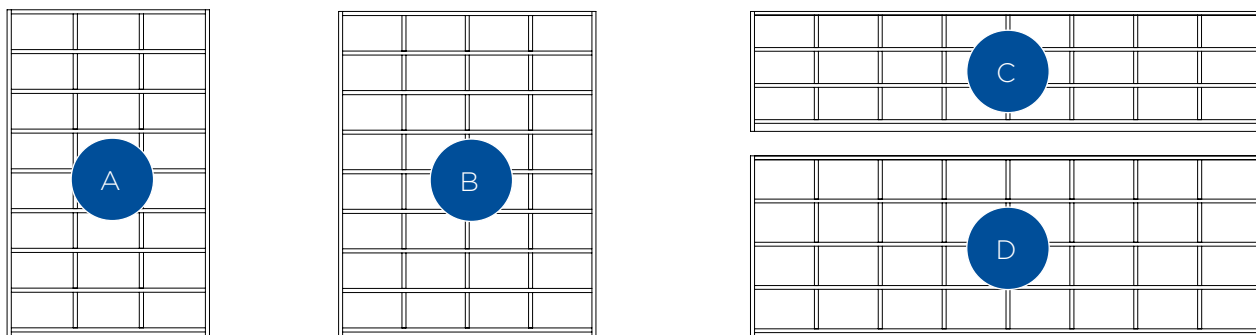



### 132 Shoe Cubby Holes

Our Shoe Cubby Holes come in four different sizes and are specifically designed to hold shoes and other smaller items, keeping belongings off the floor and tidily organised. They are especially useful in early childhood centres and primary school classrooms and can be made in Melteca or white ply for exterior use (suitable for covered decks or verandahs).

Four different sizes available

- **A** - 900L x 1500H x 300D (24 Holes)
- **B** - 1200L x 1500H x 300D (32 Holes)
- **C** - 2400L x 600H x 300D (24 Holes)
- **D** - 2400L x 800H x 300D (32 Holes)
- Average internal measurement of each cubby hole 275L x 290D x 160H
- Plinth base
- Can be made in Melteca for indoor use (option to have different colours on the inside and outside)
- Can be made in white ply for external use (suitable for covered decks or verandahs)
- Units can also be custom made to your size specifications if required



Colour range - all of our Melteca units can be made in any of the colours/finishes below



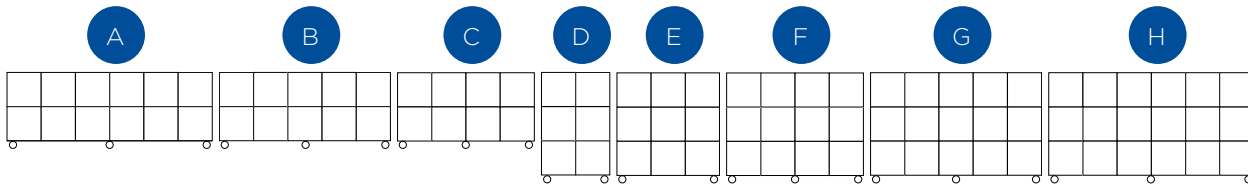


## 131 Bag Cubby Holes

Our Bag Cubby Holes come in eight different sizes and are perfect for tidily storing school bags, clothing and other student items in the classroom or under cover outside. They also offer the flexibility to fit cube crates in some or all of the cubby compartments.

Eight different sizes available

- **A** - 2400L x 870H x 400D (12 Holes)
  - **B** - 2000L x 870H x 400D (10 Holes)
  - **C** - 1600L x 870H x 400D (8 Holes)
  - **D** - 800L x 1270H x 400D (6 Holes)
  - **E** - 1200L x 1270H x 400D (9 Holes)
  - **F** - 1600L x 1270H x 400D (12 Holes)
  - **G** - 2000L x 1270H x 400D (15 Holes)
  - **H** - 2400L x 1270H x 400D (24 Holes)
- Average internal measurement of each cubby hole 370L x 370H x 400D
  - Cubbies will fit cube crates if required
  - Comes standard with industrial rubber wheeled castors but can also be made with a plinth base
  - Can be made in Melteca for indoor use (option to have different colours on the inside and outside)
  - Can be made in white ply for external use (suitable for covered decks or verandahs)
  - Units can also be custom made to your specifications if required



### When placing a White Ply unit outside, there are some basic rules to follow to ensure it does not get water damaged:

- Keep it in a covered area such as a verandah and ensure it is not placed where the direct rain can get to it
- Do not position your unit under roof lines that are not water tight or directly on the ground or grass
- Do not waterblast your unit and be careful when cleaning decks around your unit to ensure it does not receive an unintended dousing

## Sick Bay Furniture

### 451 Sick Bay Bed

Our Sick Bay Bed has had an upgrade, combining a large, easy to clean Vynahide mattress and plenty of drawer storage underneath. The unit is also fully mobile on industrial rubber wheeled castors.

- 1800L x 780D x 480H
- Stylish and practical sick bay bed solution that is fully mobile
- Vynahide navy mattress that is hard wearing and easy to clean
- Solid Melteca construction in your choice of colour/finish
- Comes on industrial rubber wheeled castors for easy movement around the room if required



Colour range - all of our Melteca units can be made in any of the colours/finishes below



## Artwork Storage Units

### 31 Art Trolley



- 1050L x 600D x 700H
- Solid Melteca construction with matching back and the option to have different colours on the inside and outside of the unit
- Industrial rubber wheeled castors so it can be easily moved around the classroom as required
- Fits ice-cream or snap-lock containers on top
- 3 shelves for paper storage

### 40 Deluxe Art & Collage Trolley



- 1200L x 600D x 700H
- Includes 8 small tote trays (4 each side) - choose your colour to customise your unit
- Three wide slots on top for storage containers
- 2 open shelves for paper storage and 1 deep drawer on each side
- Solid Melteca with the option to have different colours on the inside and outside of the unit
- Industrial rubber wheeled castors for portability

### 38 Art & Collage Trolley



- 1050L x 600D x 700H
- Fits ice-cream or snap-lock containers in five slots on top
- 1 shelf for paper storage
- Comes complete with 6 large tote trays - choose your colour to customise your unit
- Solid Melteca with matching back and the option to have two different colours
- Industrial rubber wheeled castors for portability

### 32 Paper Storage Unit



- 1050L x 600D x 1000H
- 6 shelves for paper storage of various sizes and a cutting table on top
- Solid Melteca construction with matching back and the option to have different colours on the inside and outside of the unit
- Industrial rubber wheeled castors for portability

### 33 Junior Paper Storage Unit



- 1050L x 600D x 700H
- 4 shelves for paper storage of various sizes and a cutting table on top
- Solid Melteca construction with matching back and the option to have two different colours
- Industrial rubber wheeled castors for portability

### 387 Drying Unit



- 900L x 630D x 1000H
- 2 bays of 14 pull out shelves made in 9mm MDF board (28 shelves in total)
- Cutting table on the top of the unit
- Solid Melteca construction with matching back and the option to have two different colours
- Industrial rubber wheeled castors for portability

Colour range - all of our Melteca units can be made in any of the colours/finishes below

