

Play Brochure

2024



dbd play

design.build.discover

Exceptional playground
design and installation
for schools and nurseries



dbdplay.com

01249 470100

hello@dbdplay.com





**"Play is the highest
form of research"
Albert Einstein**

Hello!

What are you looking for?

- 5 Guarantees
- 6 Our Process
- 8 Testimonials
- 10 Case Studies
- 24 Working with MATs
- 26 Live Learning Experiences
- 27 Bespoke Creations

30 Active Play & Sports

- 31 Trim Trails
- 36 Early Years Climbing
- 38 Adventure Climbing
- 40 Towers
- 42 Sensory Adventure
- 44 Outdoor Gym & Fitness
- 46 MUGAs

48 Imaginative & Creative

- 49 Dens, Huts, & Teepees
- 50 Tiny Builders
- 52 Performance & Music
- 54 Discovery
- 55 Mud, Sand & Water Play
- 58 Grow

60 Outdoor Classrooms & Canopies

- 61 Sun, Shade & Shelters
- 64 Outdoor Classrooms

68 Furniture & Fencing

- 69 Benches & Seating
- 71 Storytelling
- 72 Fencing
- 73 Play Stores

74 Landscape & Surfacing

- 75 Artificial Grass
- 78 Bonded Rubber Mulch
- 79 Additional Surfaces
- 80 Thermoplastics

- 82 Operational Check & Maintenance Service



Here at dbdplay we:

- are **passionate** about pupils' health and wellbeing
- have **30 years' experience** building and designing playgrounds for schools and nurseries
- pride ourselves on having a fast and responsive **Customer Service**, before, during and after every installation
- aim to give honest advice to every school;
we don't sell - we collaborate!
- will help you to create a **cost-effective** playground based on your school's educational needs

Thanks for your interest in dbdplay.

Working with schools to create exceptional outdoor play spaces is incredibly rewarding. Inside you will find a selection of some of our most popular items, I hope they will provide you with inspiration for your next playground project.

We are always happy to guide you through the playground design process to ensure that we design and build a stimulating playground environment that is an asset to your school.



With best wishes,
Edward, Managing Director

15
years

All timber based products

10
years

Artificial grass surfaces, HDPE,
HPL, structural stainless steel,
galvanised mild steel, sail shades

5
years

Bonded surfaces, steel
core ropes, fixings and
connections

4
years

Thermoplastic and
Sports Markings

1
year

Any moveable plastic or
mechanical parts, electronic
components, installation


Guarantees

We hope that you will have many years of enjoyment from our playground equipment, however for peace of mind we have detailed our guarantees which cover failure arising from material or manufacturing defects.



1. Understanding Your Needs

We meet with you to understand your goals, budget, and to target educational outcomes for the project. This also gives you the opportunity to ask us any questions about how we work and the playgrounds we've created in the past. We also take a look around the space you would like developed to take photographs and measurements.



2. Design

Then, our design team can get to work! Guided by your outcomes and our Play Values, they will create a playground design to meet your specific developmental needs and budget. The design proposal will include a full cost breakdown and 3D design visualisation.



3. Consultation

This is your playground, so consultation is key. We may need to have more than one meeting and you may want to make changes or tweaks to the design - this isn't a problem. The most important thing is that the playground we design and build is exactly what you need and supports your school and the curriculum.

Our





6. After Care

Following your playground installation, you will receive a Care Guide with maintenance checks and advice to help to keep your new playground in tip top condition. We will also confirm your guarantees to give you peace of mind that your pupils can continue to enjoy their playground for many years to come.

5. Installation

It is important to us that we only use our own, trusted installation teams. This way, we can ensure that whoever is building your playground is properly qualified, DBS checked and understands how to work safely within a school/nursery environment.

4. Manufacture

Once an order is placed, our Operations Department take over. In recent years, we've made a commitment to reduce the amount of highly processed plastics in our product design and to source more natural alternatives. Our timber is FSC certified Radiata from managed forests in Scotland.

Process



"I wanted to say a BIG thank you to you and your team for helping us to **improve our play areas** on such a tight schedule before the busy Easter holiday period. Repairing defective equipment, **improving safety** and removing the awful metal barriers has **lifted both staff and guest spirits.**"

Longleat Safari Park

"The **quality of the workmanship**, the **attention to detail** and the overall helpfulness of all of their team is **exceptional.**"

Excalibur Academies Trust



"It was really important to us to find a **partner that listened** and truly understood our goals."

Treloar School

testimonials



"We are **absolutely thrilled** with the new play area **designed and created by dbdplay** and I would recommend them to any Headteacher."

Boyne Hill Infant School



"The garden will be a **huge asset** to the school and a **wonderful space** for the students to use."

St Rose's School

"Our playground looks **AMAZING!** We are so grateful to all your team for their hard work in giving our children something so **truly unique and special.** Please pass on our thanks to everyone involved. The **site was left spotless** when we came back."

St Peter's CofE Academy



"Thanks for making our schools such a **special place** for children to learn while they play, **the credit goes to your team.**"

Avanti Schools Trust



"Thank you dbdplay, all the children love the **hugely improved sports area.** A big thumbs up from everyone!"

Batheaston Primary School



"I would also like to thank you for the **smooth and professional service** you provided even with the installation of the equipment **during term time.** We look forward to dealing with you in the future."

Blackfield Primary School

"We are **absolutely delighted** with the Outdoor Classroom, it looks amazing. The children can't wait to make good use of it. Pass our thanks on to the installation team, they were **very considerate, flexible, clean and tidy** on site."

Christ the King Catholic Primary School



Ridgeway Farm Academy Swindon

Academy: Diocese of Bristol Academies Trust

Key Stage: EYFS, KS1 and KS2



Story: Ridgeway Farm CE Academy is a new school in Swindon near the Shaw Ridge retail park that has only been open since 2016. The school initially wished for artificial grass in parts of the playground to break up the dominance of the tarmac. They also wanted to include spaces for storytelling, a teaching area, climbing apparatus, a sand pit and water play. We returned a year later to install a new "Golden Mile" pathway along their field, and a breakout space for outdoor learning and forest school, which would provide shade and shelter from the weather.



St Patrick's Catholic Primary School Southampton

Key Stage: KS1



Story: St Patrick's is a friendly, family Catholic school on the east side of Southampton, serving a diverse community. We were contacted to discuss transforming their existing Key Stage One playground; the children shared their love for performance and drama, so we made sure this was incorporated into the playground design for the space. We replaced the overly muddy areas and transformed the existing amphitheatre seating by covering them with Just Like Grass. We also installed a castellated sleeper edging along the existing natural area to create a more defined border.



Wellington Prep School Taunton

Key Stage: EYFS and KS1



Story: Wellington Prep is a bright and vibrant school in the heart of Wellington near Taunton. We were contacted and asked to replace their old Trim Trail and brighten up their blank tarmac space with a variety of physical and non-physical activities. After creating a multicoloured space (in the school's brand colours) for imaginative play and storytelling, we utilised their large tarmac space and transformed it into a hockey and football pitch, leaving a separate space for children to use for free play and relaxation.



Mangotsfield Primary School Bristol

Key Stage: EYFS



Story: Mangotsfield's existing pond area was unusable and was overgrown to the point that it was essentially an empty space in the playground. We filled in the pond and raised the ground enough to have a small slope and some steps (also usable as amphitheatre seating) which leads to a new Reflection Area. This area has expanded the usable size of the EYFS playground, providing opportunities for social engagements, music and reading. We removed the canopy and opened the fencing, so now the playground opens into the Reflection Area. We installed two Jungle Climbers which offer physical progression for the children, one being a smaller structure and the second a larger climbing frame which has several more challenging aspects, encouraging children to develop their upper body and core strength.



Ashton Gate Primary Academy Bristol

Key Stage: KS2



Story: Ashton Gate Primary School is one of many large primary schools based in the centre of Bristol. The headteacher was looking for more challenging equipment for their KS2 children, as the existing provision was outdated and insufficiently challenging for the current age group. To save money and create a more impressive focal point for the playground, we decided to retain some of the more challenging pieces of the older equipment, and resurfaced beneath these along with the impressive new climbing equipment.

We installed a large Jungle Climber and a High Level Trail Climber, providing many different ways for the children to develop their physical capabilities, including upper body strength and gross motor skills.



Westlea Primary School (SEND) Swindon

Key Stage: EYFS



Story: Westlea Primary School is a part of the Brunel Academies Trust. At Westlea, concerns for the limited space and difficult terrain present in the existing playground, which had rotting equipment, sloped areas, and patches of earth where grass refused to grow.

Our first step in redesigning the area was to expand into an under-utilised part of the neighbouring playground, and create an all-weather surface which has made the entire space fully accessible. To meet some of children's curricula goals we created areas for physical play, sand and mud play, creativity, and construction.



Calthorpe Academy (SEND)

Birmingham

Key Stage: KS3 to KS5



Story: Calthorpe Academy is a SEND school based in central Birmingham which caters to children aged 2-19 years old. Their senior playground lacked the appropriate physical and mental stimulation that the headteacher, Mounir, deemed inadequate for such a key age, and asked for our expertise to help design an enhanced space for play and relaxation. The biggest part of the contract was to remove a large mound along the school's perimeter, allowing us to install a large multicoloured MUGA. We also added a couple of large areas of Just Like Grass, High-Level Trail, Picnic Benches, Bonded Rubber Mulch, and a Canopy in the school's colours.



Working in Partnership with Multi Academy Trusts and Nursery Groups

We are trusted by **over 20** different MATs and Nursery Groups

We recognise the important role Multi Academy Trusts and Nursery Groups play in delivering better educational outcomes for children in their communities. We also understand the importance of a trusted partnership, and through this we have built strong relationships with MATs and NGs across the UK, who value our honest, collaborative approach and our exceptional customer service.

See our Case Studies for more information.



educate together



muberry park



redfield

hotwells primary school



headley park primary



cathedral schools trust

brunel academies trust



westlea primary school



the chalet school

wansdyke school



rowde primary school



acorn education trust



barbage primary school



excalibur academies trust



may park primary school



easton royal academy



fairfield high school



avanti meadows - bishops stortford



avanti academies trust



avanti park - frome



avanti gardens - bristol




krishna avanti - croydon



somerford walter powell ce



diocese of bristol m.a.t



st peter's ce primary



seagry ce primary



ridgeway farm ce academy





Live Learning Experiences

Term-time installations are an excellent way to demonstrate how projects come together. By involving children in the construction process, they gain a deeper understanding of the world of construction and engineering, as well as understand that good things take time and effort.

Our Live Learning Experience gives them first-hand knowledge of the work and organisation that goes into construction projects. We feel this encourages children to value their resources and play equipment that little bit more, as they feel they are a part of the process.

A Live Learning Experience is a safe and organised opportunity for the teachers and children to meet with the dbdplay team during the installation. During the talk, we explain the construction process and discuss the materials and tools we will be using. Children enjoy the chance to learn more about the project, the process and the safety measures needed to build their playground.

These experiences can enhance children's knowledge and understanding, as they learn about technology, people and communities.

Pupils get a chance to see all of the tools that would be used for the project and, under close supervision, are given the chance to hold them. Here, our team can discuss their weight, texture, and properties which helps expand the children's mathematic language as well as their creative and critical thinking skills.



Bespoke Creations

Many schools want something unique for their playground, be it a customised climber, sensory pathway, tower, sign, bespoke archway, or Hobbit House! We can help.







products

Our wide range of products are designed to transform your school playground into a space for learning, activity and play.

However, we love bespoke and if you can't see exactly what you want on the following pages, please get in touch and we can create something just for you.

We provide a comprehensive design, manufacture and install service, so we can guide you through the whole process, whether you are looking for an EYFS playground or a MUGA for older years.

All our playgrounds are designed to be inclusive spaces where children with a range of needs and abilities can play and learn together.



active play & sports



Critical Fall Height

Developing a passion for active play and sport as a child is key for an adult life that embraces fitness and activity.

We can help you create a dedicated space where pupils can develop their Gross Motor Skills through climbing our Towers or traversing our Trim Trails.

The installation of a MUGA can help pupils improve their Fundamental Movement Skills as they run, jump, throw and kick balls in a dedicated active space.

Please note that all products with more than a 600mm Critical Fall Height are classed as "High Level" and will require safety surfacing in most cases.

The prices shown are supply only, excluding installation and delivery.

Low Level Linking Trails



Low Level Linking Trail 1



D1-TL101

<600mm



Low Level Linking Trail 2



D1-TL102

<600mm



Low Level Linking Trail 3



D1-TL103

<600mm



Low Level Linking Trail 4



D1-TL104

<600mm



Low Level Linking Trail 5



D1-TL105

<600mm



Low Level Trail Climbers

Low Level Trail Climber 1



D1-TL201

<600mm



Low Level Trail Climber 2



D1-TL202

<600mm



Low Level Trail Climber 3



D1-TL203

<600mm



Low Level Trail Climber 4



D1-TL204

<600mm



Low Level Trail Climber 5



D1-TL205

<600mm



Low Level Trail Climber 6



D1-TL206

<600mm



High Level Trail Climbers



High Level Trail Climber 1



D1-TH201

1800mm



High Level Climber 3



D1-TH203

2100mm



High Level Climber 5



D1-TH205

2100mm



High Level Linking Trails



Dual Solid Climbing Wall Traverse



D1-TH023

1900mm



High Level Linking Trail 1



D1-TH101

1900mm



High Level Linking Trail 2



D1-TH102

1900mm



High Level Linking Trail 3



D1-TH103

2100mm



High Level Trim Trail

Pull Up & Over Bars (1.5m, 1.3m, 1.1m)



D1-TH003

1500mm



Pull Up Bars (1.9m, 1.7m, 1.5m)



D1-TH002

1900mm



Parallel Bars



D1-TH004

1000mm



Net Climber



D1-TH020

1900mm



A-Frame - Net Climb



D1-TH041

1500mm



A-Frame - Net & Climbing Wall



D1-TH042

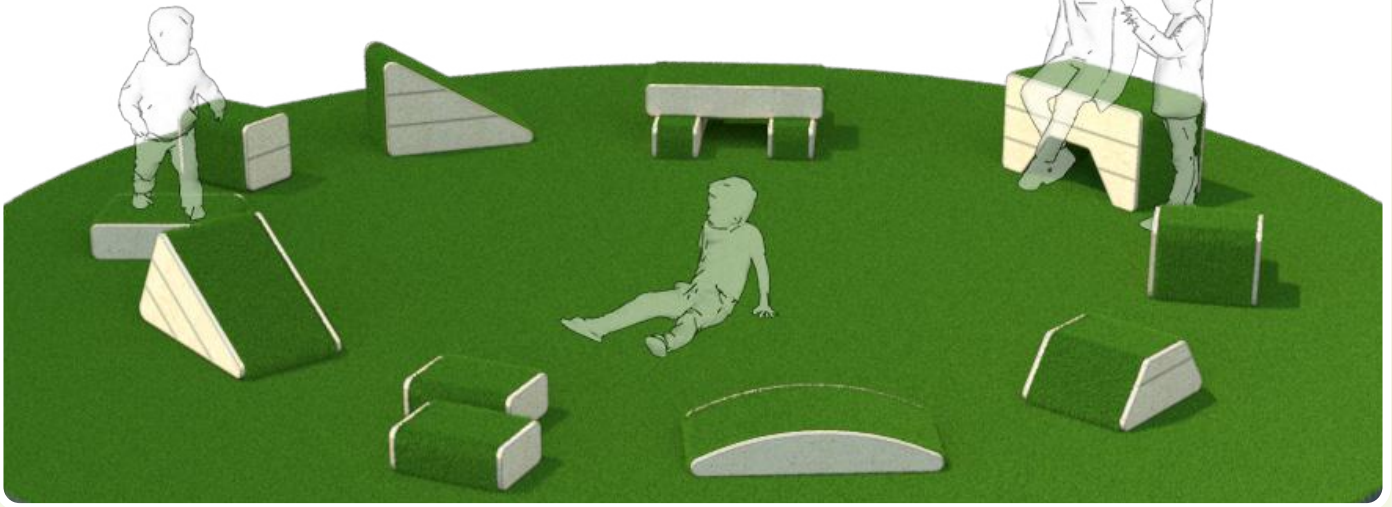
1500mm




Early Years Climbing

Active Play & Sports

Plonki - Large Set (13 Pieces)
D1-AC024



Plonki - Small Set (6 Pieces)



D1-AC020

Plonki - Medium Set (9 Pieces)



D1-AC022



Early Years Climbing

Early Years Trail - 5-Piece



D1-TL400

Early Years Trail - 3-Piece



D1-TL401

Plonki Humpback Hill



D1-AC026

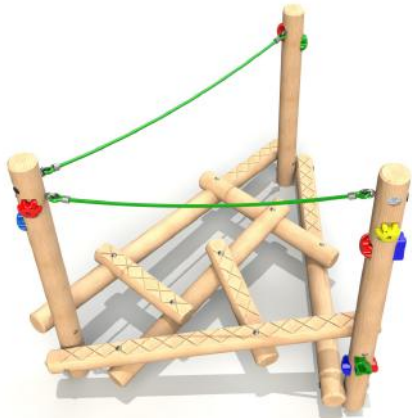
EYFS Humpback Hill



D1-AC027

Adventure Climbing

Jungle Climber 6



D1-AC006

<600mm



Jungle Climber 7



D1-AC007

900mm



Jungle Climber 8



D1-AC008

<600mm



Jungle Climber 2




D1-AC002

1500mm



Jungle Climber 10

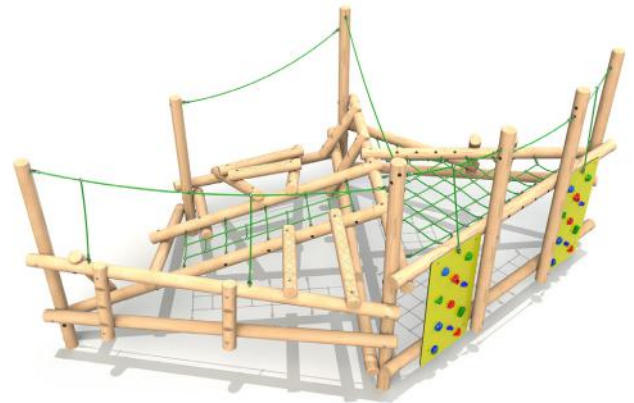


D1-AC010

1500mm



Jungle Climber 5



D1-AC005

1800mm



Adventure Climbing


Jungle Climber 12




Jungle Climber 13



Sunken Ship - Bow



Sunken Ship - Stern



Towers

Single Tower (0.6m)



D1-TW001

<600mm



Single Tower (0.6m)



D1-TW002

600mm



Triple Link Sand Tower (0.3m & 0.6m)



D1-TW058

600mm



Triple Link Sand Tower (0.3m & 0.6m)



D1-TW056

600mm



Nursery Double Link Tower (0.3m & 0.6m)



D1-TW032

600mm



Triangular Imagination Tower (0.9m)



D1-TW026

900mm



Towers

Active Play & Sports

Double Link Trail Tower (1.5m & 1.2m)



D1-TW065

Double Triangular Tower (0.6m & 0.9m)



D1-TW054

Double Tower (1.2m)



D1-TW012

Double Tower (1.5m)



D1-TW060

Triple Tower (1.5m)




D1-TW066

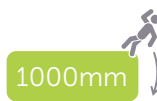
Sensory Adventure

Active Play & Sports

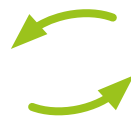
Inclusive Roundabout - Emotions



D1-SP022



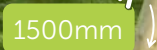
Inclusive Roundabout



D1-SP030



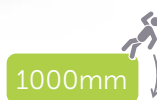
Nest Swing



Mini Wave Swing



D1-SP027



Sensory Adventure

Cone Climber 1



D1-AC033

1100mm



Cone Climber 2



D1-AC034

1500mm



Inclusive Rocker



D1-SP029

<600mm



Revolve Dish



D1-SP023

1000mm



Infinity Bowl




D1-SP024

1000mm



Sunken Trampoline



D1-SP025


600mm




Outdoor Gym

Active Play & Sports


3-piece Set




5-piece Set



7-piece Set



9-piece Set



Daily Mile

Active Play & Sports




A Daily Mile pathway is a great way to increase activity levels for pupils, allowing them to let off steam, ready to engage with work in the classroom.

Installing a Daily Mile into a grass field will open this space throughout the wetter winter months, increasing your playgrounds usable space.

Daily Miles can be constructed in a variety of surfaces, such as Bonded Rubber Mulch and Artificial Grass, depending on your needs and budget.

Bonded Rubber Mulch



Just Like Grass



Multi Use Games Areas

Active Play & Sports

Play Grass - See page 76



Multi Use Games Areas (MUGAs) are a dedicated space for sporting activity, where ball games can be contained, and team activities encouraged.

They can come with either steel or timber fencing and goal ends complete with hoops.

The surfacing can be designed to incorporate sport specific line markings or coloured surfacing can be used to denote different sections of the court.

Active Sports Surfacing - See page 77



3G Football Pitch - See page 77



Multi Use Games Areas

Active Play & Sports

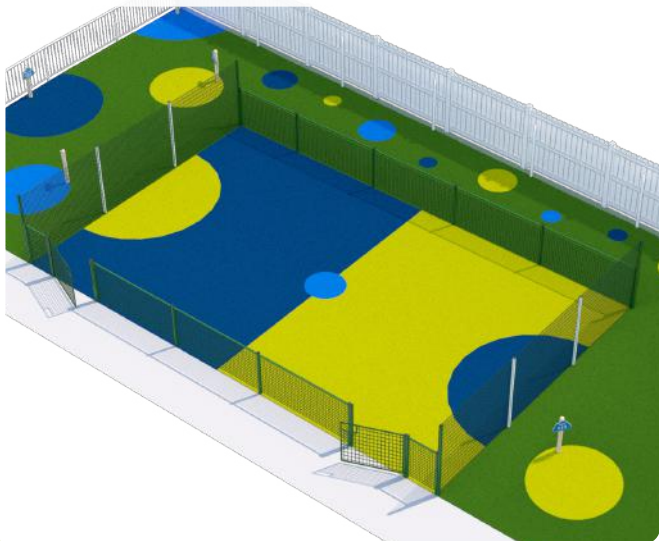
Metal MUGA (custom size)



Timber MUGA (custom size)



Metal MUGA (custom size)



Timber MUGA (custom size)





imaginative & creative

Learning through play is a fundamental part of early development.

We can help you create imaginative and exciting spaces that encourage pupils to roleplay, settle disputes, and build relationships.

Our selection of Play Huts, Mud Kitchens and Performance Stages will enable pupils to engage with a range of opportunities to explore their inner creativity.

The prices shown are supply only, excluding installation and delivery.

Dens, Huts & Teepees

Imaginative & Creative

Play Hut (with Benches)



D2-DH002

Play Hut (Chalkboard)



D2-DH014

Play Hut (Worktops)



D2-DH009

Small Imagination Den



D2-DH011

Play Hut (Worktops)



D2-DH007

Den Posts (Set of 6)



D2-DS003

Teepee with Solid Side



D2-DH021

Four-sided Teepee



D2-DH023

Tiny Builders. Big Dreamers!


With its versatile design, children can construct anything from balancing walkways to intricate labyrinths. As they stack, arrange, and reconfigure the blocks, children are encouraged to think critically, problem-solve, and collaborate with their peers.

Ideal for Early Years; these freestanding building blocks are designed to captivate young imaginations and provide endless opportunities for creative exploration.

Tiny Builders

Imaginative & Creative

Small Set



D2-DS200

Medium Set




D2-DS201

Large Set



D2-DS202

Tiny Plumbers



D2-DS203



Performance & Music

Imaginative & Creative

Hexagonal Half Stage




D2-PM001

Hexagonal Half Stage - Grass Topped



D2-PM003

Octagonal Half Stage



D2-PM005

Octagonal Full Stage - Grass Topped



D2-PM008

Amphitheatre Seating & Canopy



D2-B4003

Performance & Music

Imaginative & Creative

Bell Tree



Angled Chime Panel



Chime Feature



Rain Wheel



Long Tube Chime Panel



Bongos - Set of 5



Minibeast Habitat



D2-DS030

Bee Block Tower



D2-DS031

Upright Bee Sleeper



D2-DS032

Minibeast I.D. Panel



D2-DS022

Bird I.D. Panel



D2-DS021

Freestanding Chalkboard & Whiteboard



D2-DS018

Whiteboard/Chalkboard



D2-DS011/010

Drawing Trail - Whiteboard, Chalkboard & Window



D2-DS013

Mud, Sand & Water Play

Imaginative & Creative

Construction Table



Construction Station



Sliding Lid Sandpit



Sliding Lid Sandpit Hut



Sand Activity Table



2m Sleeper Sandpit with Cover



Mud, Sand & Water Play

Imaginative & Creative

Standalone Scales (Loose Buckets)



D2-SW024

Standalone Scales (Fixed Buckets)



D2-SW025

Rectangular Water Table




D2-SW009

Dam Table & Tray



D2-SW046

EY Magnetic Play Wall



D2-SW038

Magnetic Water Wall with Pump



D2-SW018

Mud, Sand & Water Play

Imaginative & Creative

Single Mud Kitchen - Combi



D2-SW005

Dual Mud Kitchens



D2-SW010

Dual Mud Kitchens - Corner



D2-SW011

Dual Mud Kitchens - 2-sided



D2-SW012

Dual Mud Kitchens & Hut



D2-SW013

Grow

Imaginative & Creative

Rectangular Seating Planter



D2-GR004

Square Seating Planter



D2-GR009

Large Wheelchair Planter



D2-GR106

Square Planter



D2-GR030

L-Shape Planter



D2-GR032

Dual Seating Planter



D2-GR014

Bespoke Planter Designs



Bespoke Planter Designs



Corner 3 Tier Sleeper Planter



D2-GR017

Entrance Archway Planter



Trellis Archway with Sleeper Planters



D2-GR025

Single Potting Station



D2-GR026



outdoor classrooms & canopies



Take learning outside with our range of Outdoor Classrooms and Canopies, constructed from high quality and sustainable play grade timber and UV blocking polycarbonate.

We can help you create an Outdoor Classroom that is individual to your schools needs with options such as additional seating or chalkboards to ensure the space meets your pupils' needs.

The prices shown are supply only, excluding installation and delivery.

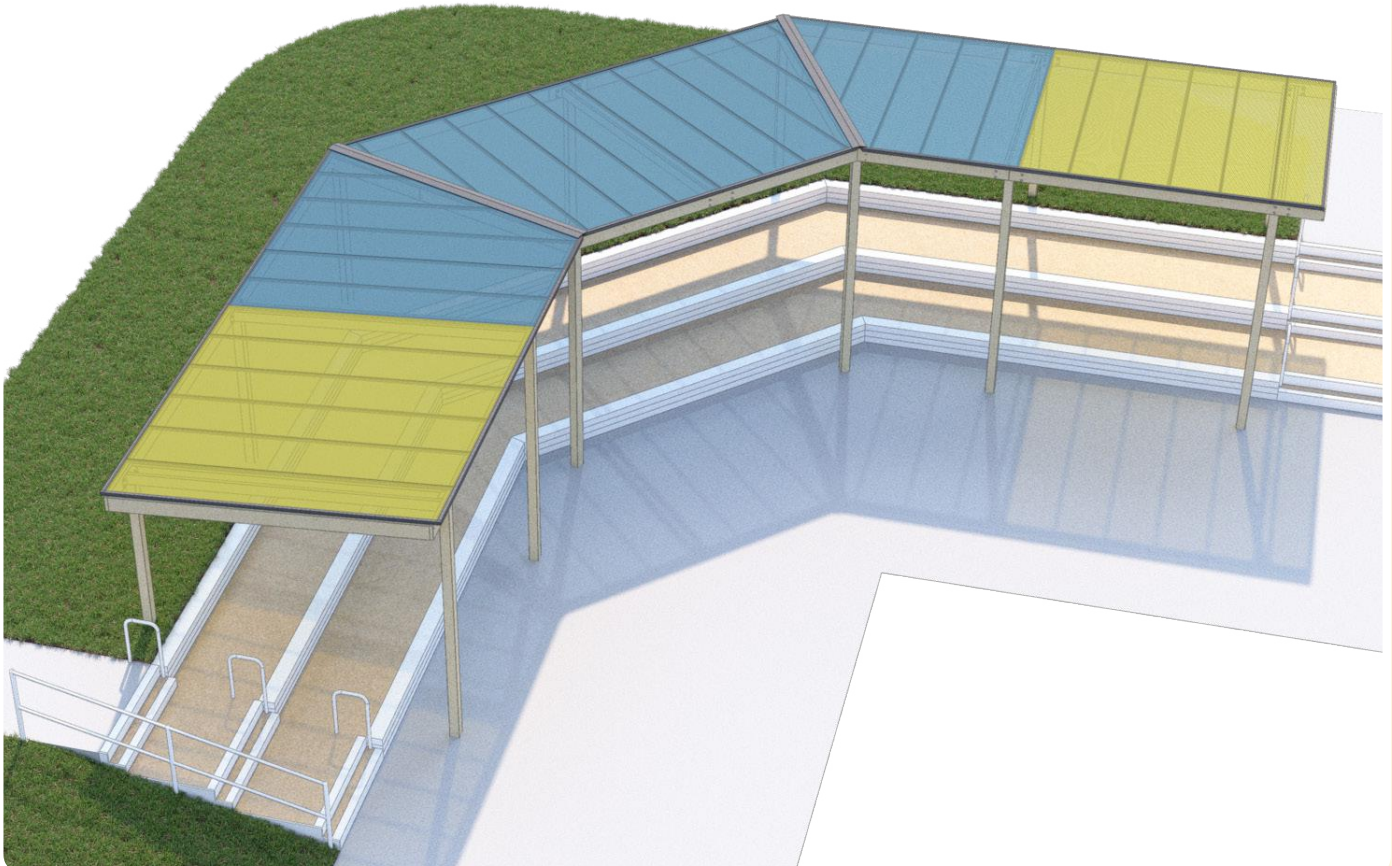
Sun, Shade & Shelters

Outdoor Classrooms & Canopies

Sensory Archways - Set of 5



24mL Bespoke Multicoloured Canopy



Sun, Shade & Shelters

Outdoor Classrooms & Canopies

Multicoloured Rectangular Canopy



Rectangular Canopy Sizes and Specification

Our Rectangular Canopies can be ordered at any length and our standard depths (from front to back) are 2m, 3m, 4m, 5m, or 6m, but we can create something more bespoke if required.

Our Polycarbonate Timber Canopies can come with either opal or coloured sheets, providing areas of colourful and safe shade in your play areas, filtering 98% of harmful UV rays. Shade Sails also block 98% of UV!

4m x 6m Firepit Chimney Canopy



Cosy Corner Canopy



Sun, Shade & Shelters

Outdoor Classrooms & Canopies

4mD x 4mL Opal Canopy



D3-RC404

6mD x 10mL Multicoloured Canopy



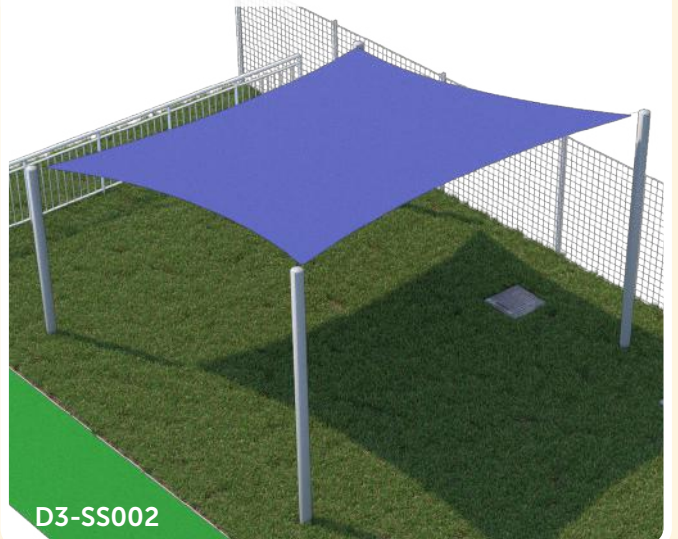
D3-RC610-B

4m x 4m Temporary Shade Sail



D3-SS037

4m x 4m Permanent Shade Sail



D3-SS002

4mD x 6mL Blue MUGA Canopy



Outdoor Classrooms

Outdoor Classrooms & Canopies

Octagonal Outdoor Classroom



How many children can fit in an Outdoor Classroom?



Square (per bench/side): 9 children

Hexagonal (per bench/side): 6 children

Octagonal (per bench/side): 6 children

Extended Hexagonal and Octagonal Classrooms can be expanded to fit as many children as you would like! Additional freestanding interior benches can also be added to further increase capacity.

Hexagonal Outdoor Classroom



D3-OC001

Hexagonal Outdoor Classroom



D3-OC002

Outdoor Classrooms

Outdoor Classrooms & Canopies

Hexagonal Outdoor Classroom  24



D3-OC003

Hexagonal Outdoor Classroom  30



D3-OC004

Octagonal Outdoor Classroom  42



D3-OC005

Octagonal Outdoor Classroom  42



D3-OC006

Octagonal Outdoor Classroom  36



D3-OC007

Octagonal Outdoor Classroom  42



D3-OC008

Outdoor Classrooms

Outdoor Classrooms & Canopies

Octagonal Outdoor Classroom

42



D3-OC016

Octagonal Outdoor Classroom

42



D3-OC017

Square Outdoor Classroom

27



D3-OC009

Square Outdoor Classroom

18



D3-OC010

Square Outdoor Classroom

27



D3-OC011

Extended Hexagonal Outdoor Classroom

45



D3-OC015

Outdoor Classrooms

Outdoor Classrooms & Canopies

Extended Octagonal Outdoor Classroom



How many children can fit in an Outdoor Classroom?



Square (per bench/side): 9 children

Hexagonal (per bench/side): 6 children

Octagonal (per bench/side): 6 children

Extended Hexagonal and Octagonal Classrooms can be expanded to fit as many children as you would like! Additional freestanding interior benches can also be added to further increase capacity.

Extended Octagonal
Outdoor Classroom



D3-OC013

Extended Octagonal
Outdoor Classroom



D3-OC014



furniture, fencing & storage



Furniture, Fencing and Storage are essential for any well-designed playground.

We can help you add these key components to your playground to meet the needs of a busy school or nursery.

The prices shown are supply only, excluding installation and delivery.

Benches & Seating

Furniture, Fencing & Storage

Child Picnic Bench



D4-BS014

Picnic Chalkboard Bench



D4-BS015

Picnic Whiteboard Bench



D4-BS016

Inclusive Picnic Bench



D4-BS026

Child Round Picnic Bench



D4-BS021

Child Round Picnic Bench - Plastic Top



D4-BS023

Benches & Seating

Furniture, Fencing & Storage

Grass Stool - Small Square, 1.5mH Play Fencing, and Story Telling Chair



Grass Stool - Small Square



D4-BS004

Grass Stool - Rectangular



D4-BS005

Grass Stool - Large Square



D4-BS006

Timber Stool - Small Square



D4-BS001

Timber Stool - Rectangular



D4-BS002

Timber Stool - Large Square



D4-BS003

Storytelling

Furniture, Fencing & Storage

Story Telling Chair



Freestanding Story Chair



Storage Bench



Book Hub & Storage Units



Storage Bench & Doors



Freestanding Hexagonal Benches (Set of 6)



Storage Bench & Drawers



Play Fencing

Play Fencing in 0.7m - 1.8m



Play Fencing Portholes



0.7m Freestanding Play Fence




D4-ST016

Featheredge Fencing



Metal Bowtop Fencing



Metal Perimeter Fencing



Play Stores

Small Timber Play Store (1.75m)



D4-ST005

Small Timber Play Store (2.6m)



D4-ST006

Medium Timber Play Store (0.9m)



D4-ST007

Medium Timber Play Store (2.6m)



D4-ST009

Large Timber Play Store (1.75m)



D4-ST010

Large Timber Play Store (2.6m)



D4-ST011



landscape & surfacing

Playground surfacing is a key component of any school playground.

We can help guide you through the choices available which include Just Like Grass, Play Grass, Active Sports, Bonded Rubber Mulch and many more.

From Mounds to Daily Miles, surfacing can create additional avenues for all weather play in your school. Surfacing is also tactile and by using a variety of surfacing types you can improve the sensory appeal and aesthetic of your playground.


Just Like Grass



Our Just Like Grass surfacing provides a **soft** and aesthetically pleasing addition to any playground. Perfect for laying in areas which have become muddy or unsafe due to heavy foot traffic, allowing the areas to be used all year round.

It can be used alongside our coloured **Play Grass** to create exciting and stimulating **paths and rivers**. It is also a popular surface for **Daily Mile Tracks**.

One of the most important aspects to consider with artificial grass surfaces is the installation of an **appropriate base**. See **page 77** for more details on **sub-bases**.



Suitable for...

Playtime

Storytime

Football

Daily Miles

**Relaxing
and more!**



Play Grass

Our Play Grass surfacing has a short pile and comes in 15 different colours.

We often use Play Grass in conjunction with our **Just Like Grass** surfacing to create exciting and stimulating **paths and rivers** through your playground.

Play Grass can also be utilised as a roadway for bikes and trikes.

One of the most important aspects to consider with artificial grass surfaces is the installation of an **appropriate base**. See **page 77** for more details on **sub-bases**.

Suitable for...

Playtime



Storytime

Hockey

Football

Netball

and more!



Sports Grass



Our premium Active Sports surface is ideal for **MUGAs** and active spaces within your playground. It is **incredibly hard wearing** and can be laid with lines to provide sports pitch markings.

We also offer **3G Football Grass** for the more professional pitches that are often rented out for external use.

One of the most important aspects to consider with artificial grass surfaces is the installation of an **appropriate sub-base**.

Sub-base Construction

For any installation of artificial grass or bonded rubber mulch we recommend a stone sub-base is installed to **aid longevity**, **water drainage**, and to **prevent settlement**.

The depth of the sub-bases will vary depending on the ground conditions, be it soft clay soil, stony ground, or where there are many tree roots in situ. However a minimum of 50mm depth of sub-base material, usually MOT Type 1, laid over a **geotextile membrane** is often sufficient.

Depending on the sub-base stone type, the artificial grass will also require a thin layer of grit sand to ensure a **flat, smooth surface**.

Rubber Mulch

Bonded Rubber Mulch is a popular playground surface and can be used in a variety of settings. It is a **recycled** product made from coloured SBR tyre granules and shred which is combined with a binder to create a natural bark looking product, which blends well with many surroundings. Unlike Bark, Bonded Rubber Mulch is a consistent and stable surface which is **permeable**, allowing water to reach plant and tree roots.

When laid to the correct depth it can be used as a **safer surface** with all necessary critical fall height properties. It is an excellent solution for **Daily Mile tracks** and for underneath **Play Towers** or **Trim Trails**.

One of the most important aspects to consider with Bonded Rubber Mulch is the installation of an **appropriate base**. See [page 77](#) for more details on **sub-bases**.

Suitable for...


Playtime

Forest Schools

Pathways

Daily Miles

Safer Surfacing
and more!



Other Surfaces

Sensory Surfaces

Looking for a variety of surfaces for a sensory or landscaping project? There are many choices available; here are some examples we commonly work with, but there are more!

Rubber Bonded Gravel



Play Sand



Limestone Chippings



Paving Stones



Self Binding Gravel



Blue Slate Chippings



Safer Surfaces

There's a range of Safer Surfaces you can utilise for your playground project beyond what we have spoken about on the previous pages. Here we highlight some alternatives.

Wet Pour



Play Bark



Grass Mat Tiles



Thermoplastics

Thermoplastic Markings are a quick way to brighten the duller of tarmac spaces. We have a huge range of options to engage pupils across the curriculum, and offer bespoke solutions for schools that wish to incorporate their crest or any other individual design.

Here we highlight only a small selection of what we can offer.

Ultra-High Pressure Water Removals

We often find schools and nurseries have old playground surfaces with worn out line markings which can make playgrounds look unkept and untidy. Our services include the option to remove tarmac graphics to give your play area a facelift and prepare for new markings.


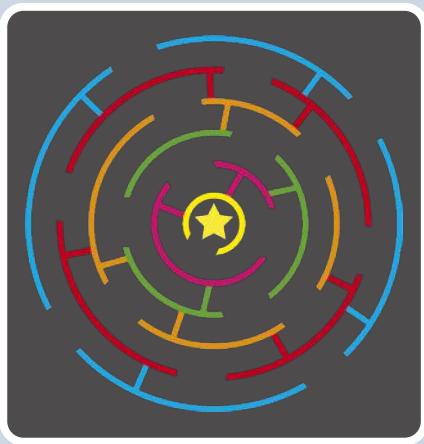
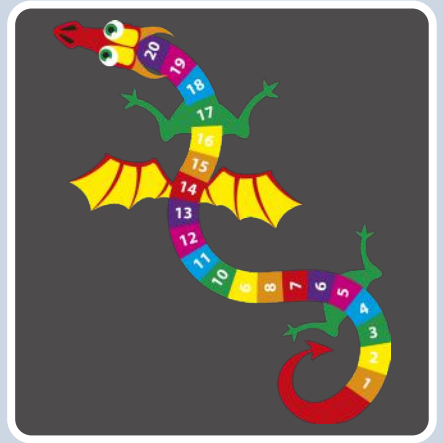
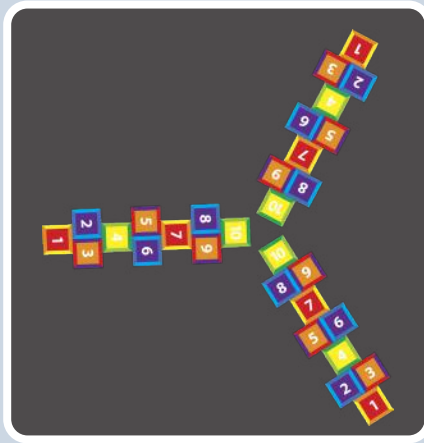
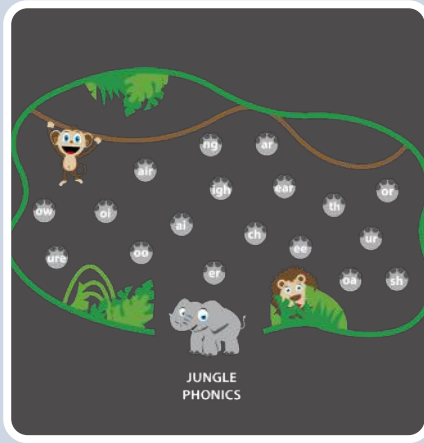
Ultra-High Pressure Water is an eco-friendly method that can be used on a variety of outdoor surfaces including concrete and tarmac. Water jetting is ideal for removing delicate markings and markings on textured areas without damaging the surface beneath.

Before


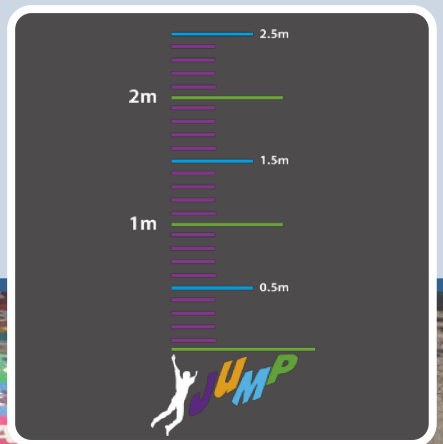
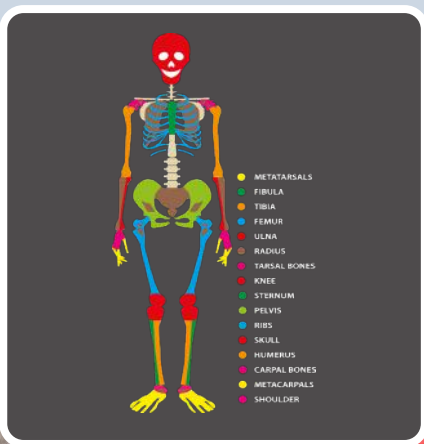


After





x	1	2	3	4	5	6	7	8	9	10	11	12
1	1	2	3	4	5	6	7	8	9	10	11	12
2	2	4	6	8	10	12	14	16	18	20	22	24
3	3	6	9	12	15	18	21	24	27	30	33	36
4	4	8	12	16	20	24	28	32	36	40	44	48
5	5	10	15	20	25	30	35	40	45	50	55	60
6	6	12	18	24	30	36	42	48	54	60	66	72
7	7	14	21	28	35	42	49	56	63	70	77	84
8	8	16	24	32	40	48	56	64	72	80	88	96
9	9	18	27	36	45	54	63	72	81	90	99	108
10	10	20	30	40	50	60	70	80	90	100	110	120
11	11	22	33	44	55	66	77	88	99	110	121	132
12	12	24	36	48	60	72	84	96	108	120	132	144



Operational Check & Maintenance Service

Playground equipment and surfacing represents a significant investment for schools and nurseries, it is therefore essential that they are appropriately maintained so they provide years of safe use and enjoyment.

To help our customers look after their playground we offer a regular Operational Check and Maintenance Service to keep your playground in tip-top condition. The service can be completed as frequently as you wish, although we recommend it is completed at least once a year.

One of our own team will carry out the check, who will help identify and remedy any repair or maintenance issues in your playground and ensure your Guarantees remain valid.

As part of the Maintenance Service we will endeavour to carry out any minor repairs or maintenance whilst on site.

For example, we will sand down any rough timbers and we always carry a range of fixings and caps, so where possible, we can replace these as necessary during our visit. However, if the service indicates that more substantial repairs are required, we will provide you with a separate quotation for these works, or complete them in accordance with your Guarantee.

In addition, if you are aware of a problem in your playground and you can let us know in advance of your Operational Check and Maintenance Service, we may be able to come prepared and ready to fix the problem.

We have Maintenance packages covering:

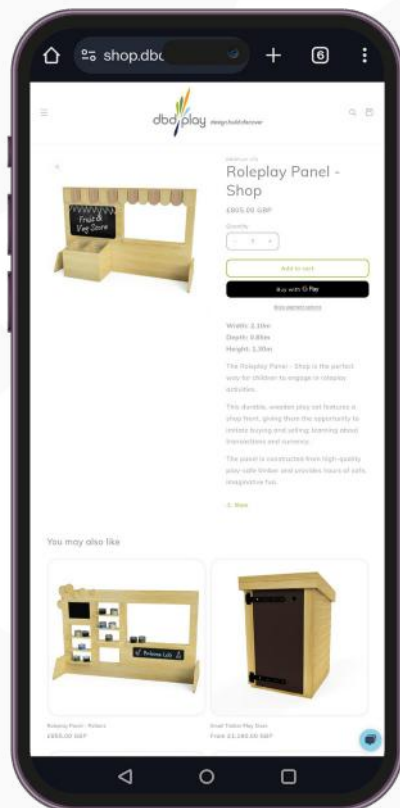
- Playground Equipment
- Gym Equipment
- Artificial Grass Surfacing
- Bonded Rubber Mulch Surfacing
- Bark Surfacing

Please note: we only offer our Check & Maintenance Service on dbdplay equipment and surfacing.



Visit our Brand New Online Shop!

For our collection of freestanding equipment!



Scan the QR code or visit:
shop.dbdplay.com
to explore our products!



Free Delivery
To mainland
England & Wales.



Handmade Inhouse
All our products are
made to order by our
team of carpenters.



No Installation
All our shop products
are freestanding,
pre-assembled, and
ready to use.

Follow us!
@dbdplayuk



thank you

