



Levels 3, 4, 5 Word Study Programs



After completing both Streamlined Levels 1 and 2 and Wordsmith Levels 1, 2, students are prepared to read grade-level text while further developing their understanding of the English language, their writing skills, and their spelling concepts.

Wordsmith Levels 3, 4, and 5 continue this study.

Wordsmith Level 3 emphasizes:

- advanced spelling patterns, including variant vowel spellings, the schwa sound, and advanced prefixes/suffixes
- the six syllables
- multisyllabic words
- homophones
- the meaning of words, including their connotation



Wordsmith Level 4 develops:

- the meaning and origin of Greek and Latin roots
- the ability to use word equations to create new words by combining affixes with the root
- the meaning of the words, using Cloze sentences, analogies, and dictionary charts
- the understanding and recall of homophones

Wordsmith Level 5 expands students' understanding by teaching:

- Green and Latin roots
- the meaning and role of other morphemes, including the grammatical changes they create
- metacognitive awareness to deepen vocabulary knowledge
- spelling conventions through the unique study, *Webster's Way*




 wordsmith

Key Features

- Research has established that word study cannot be effectively taught by predictable, drill-oriented, rote worksheets. Word study should be grounded in inquiry, using authentic tasks that teach concepts, not rules.
- On the other hand, a word study program must be systematic and cumulative, with explicit instruction. Wordsmith has balanced these ideas in an engaging program with a variety of activities.
- Wordsmith teaches the following skills, using authentic, inquiry-based activities:
 - **Sounds:** Students learn how to listen for the sequence of sounds in words. They are able to identify, blend, segment, and manipulate sounds. Students develop this analytical phoneme proficiency gradually and systematically. Acquiring this deep phonemic awareness is critical to successful spelling.
 - **Spelling Patterns:** Students develop their understanding of the complex English language through 25 Phonetic Concepts which teach the full phonetic code, the six syllable types, morphology, word origin and word families. These concepts are taught sequentially and in a



spiral design for repeated practice. Students learn the spelling conventions that are important for accurate spelling.

- **Irregular Words:** Students learn how to analyze and retain the spelling of irregular words and homophones.
- **Writing:** Students advance in their ability to compose sentences using linking words and temporal words. They are able to identify words by their parts-of-speech.
- **Syllabication:** Students spell multisyllabic words syllable by syllable, using their knowledge of syllable types and changes created by affixes.
- **Meaning:** Students explore the meanings of words through multiple meanings, idioms and figures of speech, parts-of-speech, and morphology (prefixes, suffixes, roots). - Wordsmith goes beyond rote testing by offering assessments that evaluate the student's ability to apply and generalize what has been taught. In Levels 4 and 5, the emphasis is on morphology, with studies on Greek and Latin roots.
- Wordsmith goes beyond rote testing by offering assessments that evaluate the student's ability to apply and generalize what has been taught.

Lesson 15 Thursday

Purpose
Students will monitor their learning to identify words they need to study. They will learn how to spell a pair of homophones.

Write About It

When you write an informative piece, you should include a hook, a topic sentence, the facts, and a conclusion. Read the prompt. Use the graphic organizer on this page to plan your writing. Write your paragraph on a separate piece of paper.

Describe a famous inventor, such as Thomas Edison, Galileo, Alexander Graham Bell, or Steve Jobs.

Share Write About It

Use the graphic organizer to plan your writing. Collect to identify words for each student's Personal List.

Wordsmith Level 3 Lesson 15 94


144 Teacher's Guide for Level 3
Photocopying is prohibited.

Wordsmith Level 3 Teacher's Guide (246 pages)

The manual is user-friendly, with scripts and guidelines for differentiating instruction for students who are advanced or who are struggling. Specific lessons for intervention are presented. There are 27 weeks of instruction with assessment worksheets to monitor progress.


Digital files for extra worksheets and assessments are included (CD in manual or download upon request).

WM-3 \$99



Wordsmith Level 3 Student Workbook (168 pages)

The uniquely designed student workbook engages the students with multisensory, inquiry-based activities. There are 27 weekly units; every unit focuses on a specific phonetic concept and presents 12 words, one irregular word, and a set of homophones. All units include six lessons that help the students explore the concept, analyze its word origin, use phonological skills, build writing/grammar skills, and apply the concept to new words with the same concept. The concept of word origin is developed.



Package of 5
WWK-3 \$55

Write About It

When you write an informative piece, you should include a hook, a topic sentence, the facts, and a conclusion. Read the prompt. Use the graphic organizer on this page to plan your writing. Write your paragraph on a separate piece of paper.

Describe a famous inventor, such as Thomas Edison, Galileo, Alexander Graham Bell, or Steve Jobs.

Hook

Topic Sentence

Fact 1 **Fact 2** **Fact 3**

Conclusion

Wordsmith Level 3 Lesson 15 94


Wordsmith Level 3
©CR Success Learning, LLC
Photocopying is prohibited.

Level 3 Desk Plate

(12" x 4")


A full-colored, 16" x 6" desk plate that provides a handy reference for the alphabet, left and right hands, a number line 1-100, Level 3 homophones, picture of the complete CRSL letter tiles on the folder, and space to print name.
Sold in packs of 10.

DP-3
\$13



Level 3 Classroom Set Discount

If you order a classroom set of 20 (in packages of 5) or more Wordsmith Level 3 Student Workbooks, 20 or more Level 3 Desk Plates, and one or more Wordsmith Level 3 Teacher's Guide, a 10% discount will be given for the entire order. Contact Cheryl Campbell (cheryl@crsuccesslearning.com) for a customized estimate on materials for your classroom.



Wordsmith Level 4 Teacher's Guide (188 pages)

The manual is user-friendly, with scripts and guidelines for differentiating instruction for students who are advanced or who are struggling. Specific lessons for intervention are presented. There are 20 weeks of instruction with assessment

worksheets to monitor progress.

Digital files for extra worksheets and assessments are included (CD in manual or download upon request).

WM-4
\$104

FRIDAY'S LESSON PLANS **LESSON 10**

PURPOSE
The teacher will assess students' knowledge.

REVIEW WORDSMITH PAGE 5 MINUTES
Consider using a variety of groupings (partner, small group, or whole class) to review student responses for the completed *Wordsmith* page. Refer to answer key on this page.

ASSESSMENT 10 MINUTES
Words: Say word in bold, read sentence, repeat word for students to spell.
1. We live in the 21st **century**.
2. A **decade** is a period of 10 years.
3. A rectangle is a **quadrilateral**.
4. A **squat** is a good exercise for the **quadriceps**.

Word Equations: Print on board:
dec, cent, quad, meter, (imal), (rant)
Read each equation. Students write the list word it represents using the affixes from the board. Do not say the word.
5. The word element *ten + (point to imal)* is the word **_____**, meaning counted in groups of ten. **decimal**
6. The word element *four + (point to rant)* is the word **_____**, meaning one of four quarters of a circle. **quadrant**
7. The word element *hundred* plus the word element *measure* is the word **_____**, meaning one hundredth of a meter. **centimeter**

Sentence: Print on the board: *right, write, rite*. Say, "I will dictate two sentences that have six of your words from the list. One word will be one of these homophones."
8. A **quarter**, or 25 **percent**, of our friends always sends cards in **December**.
9. Is it **right** that a **quart** of milk costs 286 cents?

Grading
Give one point for each bolded word.
11-13 A/Exceeds Expectations
8-10 B/Meets Expectations
7 C/Approaching Expectations
0-6 D/Below Expectations

Watch PowerPoint presentation after administering the Assessment.

TEACHER'S GUIDE FOR LESSON 10
Photocopying is prohibited.

103

WORDSMITH

YOUR NEW WORD IS
bicentennial

Using your knowledge of the prefix (*bi-*), the root (*cent*), and the ending (*-ennial*), what does *bicentennial* mean? (The ending *-ennial* means a time of years and is extracted from *biennial*.)

What is the dictionary definition of *bicentennial*?

Part of speech:

The Declaration of Independence established the United States in 1776. What year did the United States celebrate its bicentennial?

Here is a picture of bicentennial coin.


What is the value of the coin?

What picture is shown on the coin?

The motto on the left is *200 Years of Freedom*. What years does this cover?

The motto on the right is Latin. *E pluribus unum* means "out of many, one." Out of many states (colonies) came one country.

60 LESSON 10 WORDSMITH LEVEL 4
©CR Success Learning, LLC
Photocopying is prohibited.



Wordsmith Level 4 Student Workbook (120 pages)

The uniquely designed student workbook engages the students with multisensory, inquiry-based

activities. There are 20 weekly units; every unit focuses on a specific Greek or Latin root. All units include six lessons that help the students explore the root, analyze its origin, use phonological skills, build writing/ grammar skills, and develop the spelling and meaning of multiple words, using the root plus affixes.

Package of 5
WWK-4
\$55

KNOW YOUR MORPHEMES (DAY 2) LESSON 14

Purpose
Students will understand the meanings of and the role morphemes have in words.

Teacher-Led-Instruction 13 min. total
Suggested 5 min.
● Review Day 1 instruction
Targeted 8 min.
● **Morpheme Focus**
● Distribute At-Home Sheets. Ask students to fill in the information for 'What We Are Learning, the due date, and the number of activities required.

Student Work 15 min.
● Morpheme Practice
● Deconstruct Each Word


Instructional Notes
Morpheme Focus
Print words only, not the definitions.
sadly (in the way of being sad)
advisory (relating to advising)
provide (to look forward)

Morpheme Practice
Write a definition for each morpheme using the appendix. For each review word, identify the root and define it.
com- with, together -ion state of, act of
im- in, into, not ex- out of, from -ive in a way of
dis- not opposite of, away solicitous cit - move with, feeling
-ive quality of, power to proffer fer - carry

DECONSTRUCT EACH WORD

WORD	MORPHEMES	DEFINITION BASED ON MORPHEMES	MODERN MEANING
compel	com + pel	push with (force)	to force
impelling	im + pel + (ing)	the act of pushing into	persuasive
propel	pro + pel	push forward with sense of force	to cause to move in a particular direction
dispel	dis + pel	push away	dismiss
expel	ex + pel	push out	throw out
pulse	puls(e)	from Latin pulsus, beating	regular heart beat
compulsive	com + puls + ive	quality of being pushed (internally) with force	obsessive, driven to do something
expulsion	ex + puls + ion	act of pushing out	exclusion
compulsory	com + puls + ary	relating to being pushed with	mandatory
impulsively	im + puls + ive + ly	in the manner of tending to be pushed into	thoughtlessly

TEACHER'S GUIDE FOR LEVEL 5
©CR Success Learning, LLC
Photocopying is prohibited.



Wordsmith Level 5 Teacher's Guide

(184 pages)

The manual is user-friendly, with scripts and guidelines for differentiating instruction for students who


are advanced or who are struggling. Specific lessons for intervention are presented. There are 23 weeks of instruction with assessment worksheets to monitor progress.

Digital files for extra worksheets and assessments are included (CD in manual or download upon request).

**WM-5
\$104**

Wordsmith Level 5 Student Workbook (138 pages)

The uniquely designed student workbook engages the students with multisensory, inquiry-based activities. There are 23 weekly units (17 lessons, 2 Introductory, 4 Review); every unit focuses on a specific Greek or Latin root. All units include six lessons that help the students study new morphemes and practice previously learned morphemes. A real-world application deepens knowledge of vocabulary and metacognitive awareness. Students expand their understanding of spelling conventions and syllabifications methods. Commonly misspelled words are taught.



Package of 5
**WWK-5
\$55**

**THE WORDSMITH PROGRAM
LEVEL 5**

KNOW YOUR MORPHEMES

MORPHEME FOCUS
Affixes
-ly _____
-ory _____
pro- _____

MORPHEME PRACTICE
Write a definition for each morpheme using the appendix. For each review word, identify the root and define it.
com- _____ -ion _____
im- _____ ex- _____
dis- _____ solicitous _____
-ive _____ proffer _____

DECONSTRUCT EACH WORD

WORD	MORPHEMES	DEFINITION BASED ON MORPHEMES	MODERN MEANING
compel		push with (force)	
	im + pel + (ing)	the act of pushing into	
propel		push forward with sense of force	
dispel		push away	
expel		push out	
	puls(e)	from Latin pulsus, beating	
compulsive		quality of being pushed (internally) with force	
expulsion		act of pushing out	
compulsory		relating to being pushed with	
impulsively		in the manner of tending to be pushed into	

104 LESSON 14 WORDSMITH LEVEL 5
©CR Success Learning, LLC
Photocopying is prohibited.