



Term 1 2024 Online Edition

Contact us for pricing
or a quote

For wholesale pricing on all our products:

—
Create an account
and login to our
website

Welcome back!

We hope you had a
wonderful summer
break



What's Inside

Tables and Desks
Chairs and Stools
Educational Units
Storage and Display Solutions
Whiteboard Cabinets



educated
furniture
built for learning

(SKU: 106)

NEW
product

Zed Desk

Senior school desk built to last.

Our new Zed Desk is built to last and is ideal for senior classrooms where individual and collaborative learning arrangements may be needed.

With a generous work top and frame that does not protrude from the edges, Zed's can form groups or be set apart to create individual exam spaces that help minimise distractions.

Perfectly paired with our **Summit Chair** (SKU:180a) or our **En One Chair** (SKU:176)

Two top options available:

A - 600L x 600D

Standard top with rounded corners

B - 600L x 600D

Contour shaped top with rounded corners

Custom widths of 800L or 1200L also available


A in Educated Colours	\$149 ea
B in Educated Colours	\$154 ea
A in Standard Colours	\$155 ea
B in Standard Colours	\$159 ea

Heavy duty
powdercoated
steel frame



Tops can be made in any
of our colours/finishes

Generous space of
525mm between legs
for chairs



Tables and Desks



Classroom Tables

(SKU: 85)

18mm Melteca tops or Whiteboard top with rounded corners
Solid 2mm PVC edges
32mm round steel legs

Sizes Available

800L x 600/800D
1200L x 600/800D
1600L x 600/800D
1800L x 600/800D
Or any size on request



Tables can be made with adjustable legs so heights can be changed for different age groups and activities

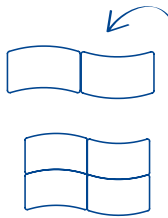
Optional Extras:

Adjustable legs - 530 - 625 - 685 - 725 mm
Tall Tables 800 and 900 high
With 4 locking castors
Heavy duty frame with 51mm round legs
Other sizes available on request

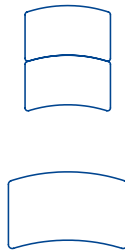
Swerve Tables

(SKU: 164)

1200L x 800D x Height of your choice
18mm Melteca tops
Solid 2mm PVC Edges
32mm round steel legs



Versatile tables that can be arranged in groups or placed as individual tables for seating 4 students



Optional Extras:

Adjustable legs - 530 | 625 | 685 | 725 mm
Tall Tables 800 and 900 high
With 4 locking castors
Heavy duty frame with 51 mm round legs

Horseshoe Tables

(SKU: 162)

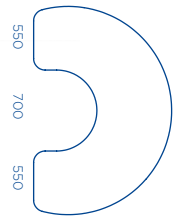
1800L x 800D x Height
18mm Melteca tops
Solid 2mm PVC Edges
32mm round steel legs



Adding a whiteboard top is a great low-tech teaching and learning tool

Optional Extras:

Adjustable legs - 530 | 625 | 685 | 725 mm
With 4 locking castors
Whiteboard tops



Replacement Tops



Use your existing frames and refresh your school's tables with replacement tops. Available in our full range of colours/finishes, shapes and sizes



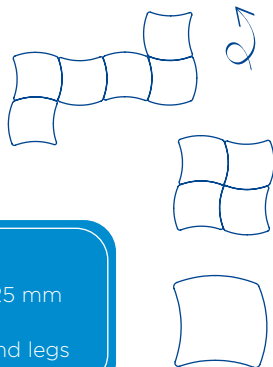
Switch Tables

(SKU: 163)

A - 800L x 800D Year 1-6
B - 1000L x 1000D Year 7-13
18mm Melteca tops
Solid 2mm PVC edges
32mm round steel legs



Switches offer lots of flexibility - working well as individual tables for four students or placed together in larger groups



Optional Extras:

Adjustable legs - 530 | 625 | 685 | 725 mm
Whiteboard top
Heavy duty frame with 51 mm round legs

Tall Tables

(SKU: 130)

800H - Year 1-4
900H - Year 4-13
Heavy duty frame with 51mm round legs



Sigma Top
1200w x 730d



Swerve Top
1200 x 800



Rectangular Top

Size options

1200L x 600D/800D
1600L x 600D/800D
1800L x 600D/800D
1200L x 1200D
1200L x 1800D
1200L x 2400D



Omega Tables

(SKU: 168)

18mm Melteca tops
Solid 2mm PVC Edges
32mm round steel legs

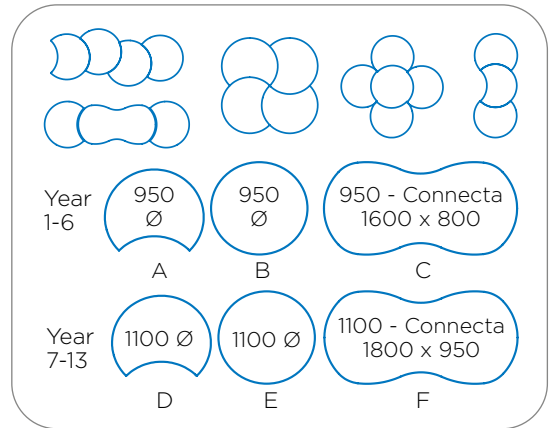


Omega tables give you flexibility to change the shape to suit different tasks during the day. The Connecta table also gives you the group stand-alone table.



Optional Extras:

Adjustable legs - 530 | 625 | 685 | 725 mm
With 4 locking castors
Whiteboard tops



Wooden Pen Rail Desk

(SKU: 103)

600W x 500D top
Solid hard wood top
Comes with desk tray
Straight legs so desks can form groups
Heavy duty steel hinge with steel pivot



Fixed Top Desk

(SKU: 105)

600W x 475D fixed top
Comes without desk trays
Frame 32mm
Straight legs so desks can form groups
Rounded corners



Standard Heights for all Desks

Year 1-2
560mm high

Year 3-4
625mm high

Year 5-6
685mm high

Year 7-8
725mm high

Optional Extras: Add a modesty panel to the lift top, fixed top, zed desk or single desks

Single Desk

(SKU: 318)

600L x 475D fixed top
With or without desk tray
Straight legs (desks can form groups)
Round corners at front, square corners on back



Lift Top Desk

(SKU: 102)

600 x 500 top
Comes with desk tray
Frame 32mm
Straight legs (desks can form groups)
Front corners rounded
Heavy duty steel hinge with steel pivot



Double Desk

(SKU: 319)

1200L x 600D fixed top
Comes with or without desk trays
Round corners at front, square corners on back



Straight legs so desks can be placed in groups

Study Carrels

(SKU: 299)

A - Single 800L x 600D x 400H
B - Double 1600L x 600D x 400H
200mm shelf
32mm diameter legs
Solid 2mm PVC edges
Rounded corners
Custom heights or adjustable legs also available



A great option to have a couple of these within a large big learning space.



Kneeler Table

(SKU: 163)

Two sizes:

A - 1200L x 400D x 400H
B - 1200L x 600D x 400H
 32mm round steel legs
 18mm Melteca tops with solid 2mm PVC edges

Pair with our Fritters (SKU: 172) and add a whiteboard top to create a low tech collaborative learning solution



Optional Extras:

Adjustable legs - 530 | 625 | 685 | 725 mm
 With 4 locking castors
 Whiteboard tops

Great in ECE's, libraries and Junior classrooms



Kompact Bar Leaner

(SKU: 765)

A - 1500L x 700D
B - 1600L x 800D
C - 1800L x 800D
 Can be made at either 1050H or 900H
 32 x 32 solid steel powdercoated H frame

25mm Melteca tops in any of our Educated and Standard colour ranges.



Great in staffrooms

Kompact works well teamed up with our **Emi Stools** (SKU: 271), **Luna Stools** (SKU: 507) or **Konfurb Pala Stools** (SKU: 656)



Teacher's Desk 1200

(SKU: 338)

1200L x 700D
 2 drawers complete with steel drawers and runners
 Heavy duty steel frame

Also available in 1500L (SKU: 339) with two standard drawers and 1 deep drawer

Can be made in any of our Educated Colours and Standard Colours



Made especially for teachers



iQuad Coffee Table

(SKU: 801)

Quality heavy duty coffee table
 Three standard sizes:
A - 600L x 600D
B - 800L x 600D
C - 1200L x 600D
 Can also be made to size

25mm Melteca tops with square corners



50mm powdercoated square legs with 50 x 25 heavy duty rails

Great in staffrooms and reception areas



iQuad Table

(SKU: 762)

A - 800L x 800D x 725H
B - 1200L x 800D x 725H
C - 1600L x 800D x 725H
D - 1800L x 800D x 725H
E - 2000L x 800D x 725H
F - 800L x 800D x 725H
G - 1200L x 800D x 725H
H - 1600L x 800D x 725H
I - 1800L x 800D x 725H
J - 2000L x 800D x 725H



25mm Melteca tops with square corners

Great in staffrooms and meeting rooms

50mm powdercoated square legs with 50 x 25 heavy duty rails



Converse Bar Leaner

(SKU: 766)

A - 1500L x 700D
B - 1600L x 800D
C - 1800L x 800D
 Can be made at either 1050H or 900H
 Powdercoated A frame including 50 x 50 legs and 50 x 25 rails

Great in staffrooms

25mm Melteca tops with solid 2mm PVC edges

Works well teamed up with our Emi Stools, Luna Stools or Konfurb Pala Stools



NEW product



(SKU: 106)

Bloom Stool

For those who refuse to sit still.

Perfect for the classroom, the Bloom Stool is a motion seating solution that allows students to gently rock or wobble while simultaneously focussing on their school work. The rubberised base and seat feel secure and prevent slipping, even on smooth surfaces.

Bloom Stools are strong, lightweight, easy to move and easy to clean. They can be quickly arranged into a group setting or used individually in classrooms, libraries and breakout spaces.

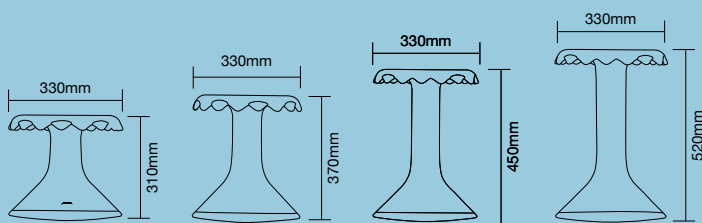
Designed to cater to any age group, Bloom Stools are available in 310, 370, 450 and 520mm heights. Seats come in a standard 330mm diameter for all sizes.

310H - Size 2 Year 0-2

370H - Size 3 Year 3-4

450H - Size 4 Year 5-6

520H - Size 5 Year 7-13



Chairs and Stools

Envy Chair

(SKU: 234)

Polypropylene Seat
Quality chrome plated tubular frame
Free trolley with every 40 Envy Chairs ordered
NB White an indent colour



Stackable and linkable making these ideal for school halls and auditoriums



Optional Extras

Additional trolleys can be purchased as required

MLE Stools

(SKU: 126)

Four heights available:
400, 450, 550, 660mm
19mm square steel frame
45mm thick foam seat



Seats can be upholstered in Pacifica Vinyl or your choice of hard wearing fibreguard fabric



Rainbow Chairs

(SKU: 117)

Polypropylene seat
Stackable (without arms)
Heavy duty frame with a grey hammertone powder coat finish

Year 0-2 310H

Year 3-4 360H



These little chairs are great for pre-school and primary school aged children and co-ordinate perfectly with our EC and SC colours


Optional Extras:

Add arms
Add adjustable legs
Add adjustable legs and arms

ZTool

(SKU: 178)

660 x 570 x 400mm
Weight: 1.7 kg
Versatile work surface for writing or using laptops on the ground, in a chair or outdoors



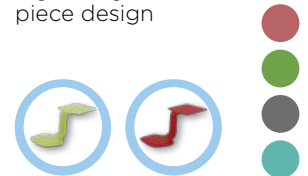
Portable and stackable with no assembly required



Lightweight one-piece design

Optional Extras:

Ztool trolleys: **From \$172**



Pepper Stool

(SKU: 124)

With a contoured polypropylene seat, solid steel frame and plenty of colours to choose from, the Pepper Stool is sure to be a great addition to your classroom.

With three height options to choose from the Pepper Stool also caters to students from Year 1 through to Year 13.



High Bob Stool

(SKU: 127)

With its flexible back and ergonomic shell, the High Bob Stool ensures users have plenty of posture support while still allowing for movement when sitting.

The reinforced polypropylene shell and quality steel frame make the stool lightweight, strong and durable as well as very easy to clean.

Overall dimensions:
510W 535D x 660H

Flexible back providing posture support and allowing movement

Re-inforced, lightweight polypropylene shell

25mm round solid-welded steel frame



Titan Chairs

(SKU: 175)

Made from virgin polypropylene
160kg weight rating
(size 6 chair)
Stacked up to 12 high

5 sizes available
310 - 460mm high



Lightweight and stackable



NEW product



Peekaboo Stool

(SKU: 302)

Strong and stable, perfect for any learning space and suitable for both indoor and outdoor use.

400W X 410D X 467H
Back: 50H
Seat: 340W x 300D

Soft peel shaped top acts as a backrest and carry handle

Lightweight, durable and stackable up to 14 high for easy storage

Award-winning design prevents the 'vacuum effect' when stacked together



(min 4 stools per order)

Teardrop Bean Bags

(SKU: 473)

Premium canvas
12 month warranty

Bean bags come pre-filled with liners inside

Black piping and air vents in base



Great for indoor and outdoor use!



Fritter Floor Cushions

(SKU: 172)

Size 500mm diameter
80mm thick
Heavy duty foam with vinyl cover
12 month warranty



Optional Extras:

Fritter trolleys: **From \$172**
Single trolley #472a (holds 10)
Double trolley #472b (holds 20)
Triple trolley #472c (holds 30)



Storage Seat

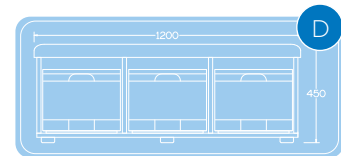
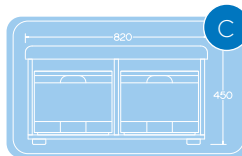
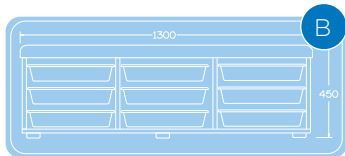
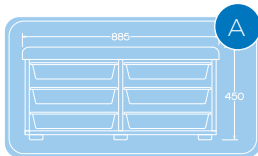
(SKU: 519)

Seating and cubebox/ tote tray storage in one
Glides on base for ease of movement

Four standard sizes but can also be made to measure



Available in all our melteca colours with a 50mm foam seat covered in Pacifica Vinyl (or your choice of fabric)



- A** - 885L x 400D x 450H with 6 Small Tote Trays
- B** - 1300L x 400D x 450H with 9 Small Tote Trays
- C** - 820L x 400D x 450H with 2 Cube Crates
- D** - 1200L x 400D x 450H with 3 Cube Crates



Jari Active Stool

(SKU: 301)

Each stool comes in a box, fully assembled
Adjustable 400mm - 500mm
Slip resistant base
Seat fabric is anti-bacterial, waterproof and mould-proof and can easily be removed and re-upholstered

Seat has a very high Martingale rub test, good stretch and low fire rating

Suitable for students of all ages as well as adults

Features a rotating convex base with one leg on a stable tripod, so the user can constantly adjust and move.



The ideal way to stay focused and concentrate





(SKU: 180a)

Summit Chair

The multi-functional chair.

Complete with heavy duty steel frame, moulded seat and flexible back, the Summit Chair is a long lasting and great value multi-functional school chair.

Also available as a gas lift and an architectural gas lift.

A colour to suit any environment



A size to fit every age group

Sizes	Heights	Seat size	Colours	
Year 1-2	310mm	Small		Yrs 1 - 2 Chair
Year 3-4	360mm	Medium		Yrs 3 - 4 Chair
Year 5-6	400mm	Medium		Yrs 5 - 6 Chair
Year 7-13	450mm	Large		Yrs 7 - 13 Chair

Buro Roma Mid Back Chair

(SKU: 240)

630W x 600D x 1120H
Back: 430W x 445H
Seat: 460-590H
130 x 48mm gas lift



Adjustable seat and back rest angle

Polyurethane moulded foam & D1 nylon base with 60mm twin wheel castors

2 Lever
3 Lever

Optional Extras:

Height and width adjustable arms
3 lever with seat slide
Customer specified fabric

Great teacher's chair



Konfurb Luna

(SKU: 667)

640W x 640D x 1075H
Back: 430W x 550H
Seat: 500W x 480D

Breathable mesh back and high density polyurethane seat foam for durability and comfort



Synchronised seat and back tilt and tension adjustment

Large nylon base with 65mm castors

Optional Extras:

Soft PU castors
Height adjustable arms
Polished aluminium base
Chrome gas lift
Headrest



Buro Mentor

(SKU: 662)

635W x 640D x 1020H
Back: 485W x 575H
Seat: 515W x 480D

Synchronised seat and backrest angle with 4 position locking adjustment



Polyurethane moulded foam seat

Black nylon of polished aluminium base

Optional Extras:

Height and width adjustable arms
3 lever with seat slide
Customer specified fabric (seat only)



Buro Polo Stool

(SKU: 672)

580W x 580D x 615H
Seat: 615-860H
Height-adjustable drafting stool that promotes 'active sitting'

Rock side to side and swivel while sitting



Adjustable height on seat and foot ring

Easy to sit on and get up off encouraging ongoing movement and postural change

Comes with the option to have glides or castors

Buro Revo Stool

(SKU: 671)

540W x 500D x 555H
Seat: 350 diameter
Height: 490 - 675H
Adjustable seat height

Great addition to workspaces, labs and classrooms



High density polyurethane moulded foam

Comes with Black Vinyl top or can be made in your choice of fabric

Optional Extras:

Architectural 270mm gas lift
Height adjustable chrome foot ring
Customer specified fabric

Black nylon or polished aluminium base

Black Vinyl

Mondo Java Mesh Back

(SKU: 659)

580W x 590D x 890H
Back: 455W x 430H
Seat: 440-560H
Gas lift seat height adjustment
Also available as high and mid back chair

Breathable mesh back and high density moulded 'dual foam' seat



Independently adjustable seat and back tilt

Great teacher's chair

Optional Extras:

Polished aluminium base
Height and width adjustable arms
Customer specified fabric

Strong nylon base with twin wheel hooded castors

Low Rider Chair

(SKU: 459)

MDF carcass, filled with high quality, high density NZ grade foam
470W x 610D
640H from bottom of the chair to the top of the back

Especially popular in library settings or quiet spaces in classrooms

Chairs can be placed together in a group or individually around a kneeler table or classroom table



Can be made in any of our Standard, High and Premium Quality Ranges

Taurus Stool

(SKU: 254)

Size: 435W X 750H
Great for staff rooms, communal areas, or even in the classroom.

Comfortable, durable, easy to clean and stackable



Comes in black with a chrome base

Emi Stool

(SKU: 271)

Made from recyclable UV treated polypropylene
No assembly required
Overall Height: 985
Seat: 475W x 475D

Light, portable and can stand up to unpredictable outdoor environments




Stackable for easy storage when not in use

Konfurb Pala

(SKU: 656)

440W x 510D x 820H
Stylish seating option for staffrooms
Solid wood natural colour frame with black powder coated steel footrest

Adjustable height levelling glides



NEW product

Choose between a polypropylene shell or an upholstered seat for added comfort

Fabric
Polypropylene



Educational Units

iPad and Chromebook Storage Units

(SKU: 420)

Mount your powerpack and plugs on the back and thread the plugs through the cable port holes

2 rows - stores 16 Chrome Books 620L x 600D x 725H

3 rows - stores 24 Chrome Books 840L x 600D x 725H

4 rows - stores 32 Chrome Books 1175L x 600D x 725H



Slot size for all units
260W x 35D x 250H
Maximum Height 425mm

Heavy duty castors and fully lockable

Add power boards

Includes surge protection
2 Row Unit
3 Row Unit
4 Row Unit

Laptop Storage Units (12, 15, 24 and 30 Slots)

(SKU: 400 & 401)

Holes for power cords at back
Grills for ventilation

12 Slot - holds 12 laptops 800L x 500D x 1100H

15 Slot - holds 15 laptops 800L x 500D x 1180H

24 Slot - holds 24 laptops 1200L x 500D x 1100H

30 Slot - holds 24 laptops 1200L x 500D x 1180H

Heavy duty locking castors bolted through base and handle on one end



Slot size for all units
395L x 395D x 50H

Add power boards

Includes surge protection
12, 15 & 24 Slot Unit
30 Slot Unit

Sick Bay Bed

(SKU:415)

1800L x 780D x 480H
Stylish and practical sick bay bed solution that is fully mobile
Navy vinyl mattress for easy cleaning
Solid Melteca construction in your choice of colours/finishes



Three large drawers for storage

Industrial rubber wheeled castors

NEW product

Teacher Station

(SKU: 04)

900L x 450D x 550H
Total height 1150mm
Magnetic board size 900mm x 600mm
Whiteboard on both sides



Drawer and shelf access from both sides

Industrial rubber wheeled castors

Optional Extras:

Replace a whiteboard with vertiface backing or blue/grey pinboard

Teacher Work Podiums

(SKU: 501)

A Drawer and Cupboard Podium

600W x 600D x 1000mm high
4 outlet power box with surge protector
Pull out shelf on heavy duty runners
1 heavy duty lockable drawer
1 lockable cupboard with 1 adjustable shelf

B Three Drawer Podium

600W x 600D x 1000mm high
4 outlet power box with surge protector
Pull out shelf on heavy duty runners
3 heavy duty lockable drawers

Made especially for teachers



A



75mm heavy duty locking castors for easy movement around the classroom



B



Shaped curved top with 120mm high upstand and decorative front panel




Storage and Display Solutions

Reading Retreat

1800L x 1600H x 600D
solid Melteca construction
Cubes/Trays included

Great in libraries and classrooms



50mm Foam seat covered in Pacific Vinyl colour of your choice

Single Sided Mobile Storage

(SKU: 26)

1200L x 300D x 1000H
Melteca construction with solid matching back

Four adjustable shelves for extra versatility

Industrial rubber wheeled castors for easy movement



Also available as a Double Sided Mobile Storage Unit (SKU: 27)

Curved Library Units

(SKU: 66)

1360L x 525D x 1000H
Double sided unit for libraries and classrooms
Fixed curved shelves
Industrial rubber wheeled locking castors

Great in libraries and classrooms



Curved storage on both sides

Fully mobile unit that can be used as a 'partition' to separate learning spaces

Library Tower Units

(SKU: 420)

700L x 700D x 1300H
4 sided display
3 adjustable shelves per side
Industrial locking castors



Access on all four sides for book storage and display

Can easily be moved around the library or classroom

Cupboard Unit

(SKU: 77H)

1200L x 960H x 500D
Solid matching back



Fully mobile storage cupboard that can be turned and placed in different ways to break up learning spaces

Industrial castors for easy movement

Six Tier Book Display

(SKU: 18)

1200L x 1000H x 500D
Solid matching back

6 tiers of book display and 2 level of open shelves

Industrial castors for easy movement



Optional Extras:
Vertiface backing or blue/grey pinboard

Tote Tray Unit

(SKU: 77L)

A - 900L x 420D x 690H
3 bays of trays
B - 1200L x 420D x 690H
4 bays of trays
Each bay fits 6 small tote or 3 large tote trays

Mobile on industrial castors

Add your choice of large and/ or small tote tray



Units 690 high for easy access by smaller children

Tote Tray & Cube Box Unit

(SKU: 50)

1650L x 400D x 1100H

Storage galore - shelves for storage of games/puzzles and great for maths, reading, art equipment etc

Industrial rubber wheeled castors for portability



Holds 3 large or 6 small tote trays on each side as well as 4 cube boxes along the bottom

Single Tote Trolley

(SKU: 44)

600L x 570D x 710H
Holds 12 small trays or
6 large trays (ordered
separately)
Double sided

Fully mobile on twin
wheel castors so it can
be shifted around the
classroom

NB: Trays sold separately



Double Tote Trolley

(SKU: 45)

980L x 570D x 710H
Holds 24 small trays
or 12 large trays
(ordered separately)
Double sided

Mobile on twin
wheel castors

NB: Trays sold separately



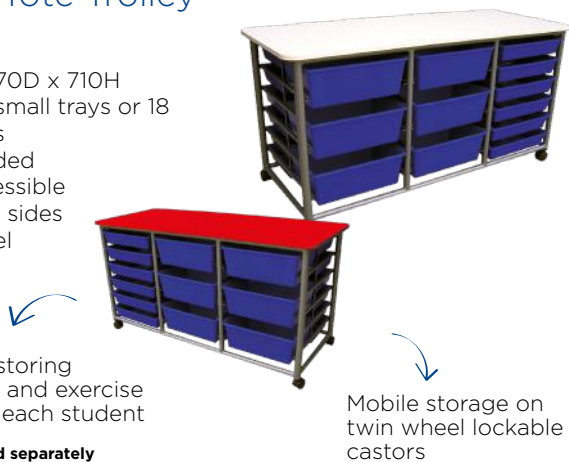
Triple Tote Trolley

(SKU: 46)

1390L x 570D x 710H
Holds 36 small trays or 18
large trays
Double sided
Trays accessible
from both sides
Twin wheel
castors

Great for storing
stationary and exercise
books for each student

NB: Trays sold separately



Tote Storage (4 bays)

(SKU: 48)

A - 1200L x 400D x 900H
holds 32 small trays (8 per bay) or
16 large trays (4 per bay)

B - 1200L x 400D x 1100H
holds 40 small trays (10 per bay)
or 20 large trays (5 per bay)
Unit can hold a combination of
small and large trays

Perfect for keeping
stationary, exercise books
and other teaching resources
organised

NB: Trays sold separately



Teacher's Storage Cupboard

(SKU: 58)

Keeps items
concealed and
the classroom
tidy

Plinth base

Available in two sizes

A 1200L x 1200H x 400D - Adjustable shelves

B 1200L x 1800H x 400D - 1 fixed & 2 adjustable shelves

Locks can
be added for
secure storage



Cube Box Storage

(SKU: 51 & 52)

1600L x 1200H x 400D
Comes with or without
the cube boxes

Holds 12 cube
boxes

Great in storage
areas & resource
rooms

Also available in 9 cube box size
1200L x 1200H x 400D



Multi Storage Unit

(SKU: 41)



Industrial rubber wheeled
castors

A

Shelves for storage of games/
puzzles and great for maths,
reading, art equipment etc

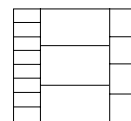
A - 1200L x 1100H x 400D (20 small or 10 large tote trays)

B - 1200L x 900H x 400D (4 large & 8 small tote trays)

C - 1200L x 700H x 400D (3 large & 6 small tote trays)

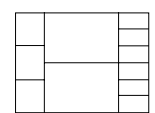
B

4 large
8 small tote trays



C

3 large
6 small tote trays



Tote Trays (SKU: 42)
Small 400 x 270 x 75
Large 400 x 270 x 150
Grey | Red | Blue | Clear



Cube Crates (SKU: 43)
Stand alone or stack
360L x 360W x 280H
Clear | Blue | Grey



Whiteboard Cabinets

Optimise your storage and make learning visible.

Find out more



Whiteboard cabinets are our speciality

Choose from a wide array of cabinet bases that include cupboards, drawers, cube crates and tote trays to enhance your unit. All upper levels have adjustable shelving, hiding behind the sliding whiteboards, making them the ultimate all-in-one storage solution and collaborative workspace. Locks can be added to all drawers, doors and whiteboards for secure storage of televisions, electronic devices and other resources.

Our sliding whiteboards feature premium quality German engineered soft closing technology, improving the safety of the user by effectively minimising the risk of crushed fingers or hands. All our whiteboards are frameless and feature a solid MDF core with high quality and durable porcelain surface and sleek handles.

Depending on the combination of units you choose, the width of your cabinet can vary between 1600mm wide (being the smallest size) to the largest option of 4800mm wide.

Our 400 deep units are all 2000mm high x 400mm deep with the interior shelves of the base unit (lower section) being 400mm deep and depth in the top section (behind the whiteboards) being 290mm deep.

We also offer 600mm deep x 2000mm high cabinets which have been designed and developed especially for STEM rooms where bulkier items may need to be stored. The interior shelves of the base cabinets (lower section) are 600mm deep and the shelving behind the whiteboards being 490mm deep.



Whiteboard cabinets can be placed back to back to divide learning spaces



2600W x 2000H x 400D
2600 Whiteboards
1 x Unit C
1 x Unit F
1 x Unit C
+ Tote Trays

2400W x 400D x 2000H
2400 Whiteboards
1 x Unit R
1 x Unit C
1 x Unit A
+ Tote Trays and Cube Bins



Example Whiteboard Package

3600W Whiteboards
1 x Unit R
1 x Unit G
1 x Unit C
1 x Unit I
+ Tote Trays & Cube Bins



Example Whiteboard Package

3200W Whiteboards
1 x Unit V Cupboard
1 x Unit B
1 x Unit D
1 x Unit F
+ Tote Trays & Cube Bins



Porcelain Whiteboard Standard Sizes

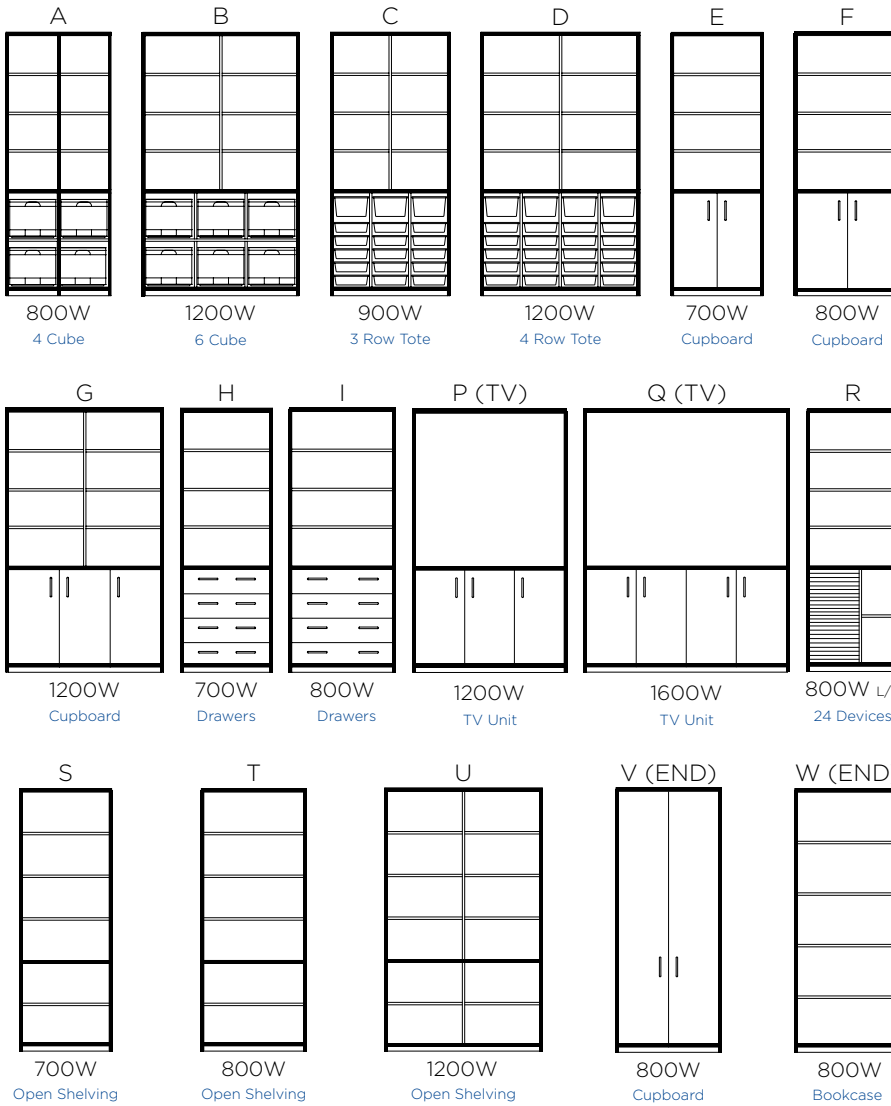
1800W x 400D x 2000H - with 2 900 x 1200 boards
2400W x 400D x 2000H - with 2 1200 x 1200 boards
3000W x 400D x 2000H - with 2 1200 x 1500 boards
3600W x 400D x 2000H - with 2 1800 x 1200 boards
4800W x 400D x 2000H - with 2 2400 x 1200 boards

Example Whiteboard Package

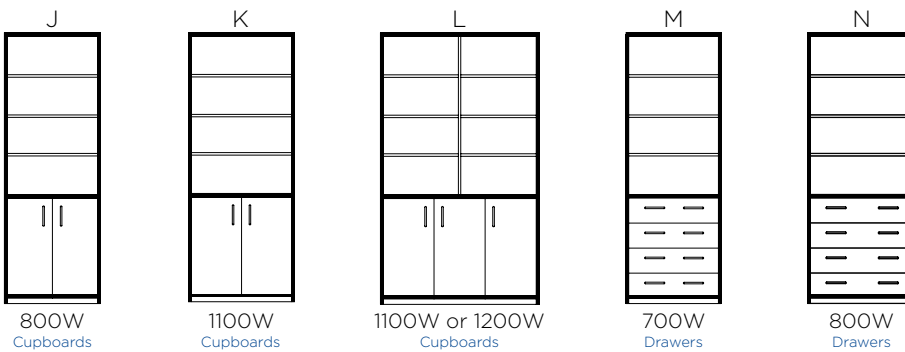
2400W Whiteboards
1 x Unit E
1 x Unit C
1 x Unit A
+ Tote Trays & Cube Bins



400mm Deep Base Units



600mm Deep Base Units



Extra Options

Tote Trays

Small 400L x 270D x 75H
 Large 400L x 270D x 150H
 Grey | Red | Blue | Clear
 Small | Large



Cube Crates

Stand alone or stack
 360L x 360D x 280H
 Clear | Blue | Grey



DQLS - Acoustics

Cabinets can also be fitted with built-in acoustic absorbent coverings that can be customised in your choice of colour, design or branding.



Locks

Add locks to whiteboards, doors and drawers for secure storage of televisions, devices and other resources
 Locks on doors
 Locks on drawers
 Locks on whiteboards

NB: Trays and Cube Crates sold separately

Our Sales Team



Graham Lyons
 Territory Account Manager
 Auckland, Northland & Waikato
P 021 537 760
E graham@educatedfurniture.co.nz



Jono Mills
 Territory Account Manager
 Lower North Island & Upper South Island
M 021 537 740
E jono@educatedfurniture.co.nz



Carlin Secker
 Territory Account Manager
 Far North & Central North Island
M 020 4068 6942
E carlin@educatedfurniture.co.nz



Jo Kingsbury
 Territory Account Manager
 Central & Lower South Island
M 022 398 9067
E lisa@educatedfurniture.co.nz



Kirsty Hamilton
 Office Administrator & Sales Support
P 09 430 8000
P 0508 645 397 (toll free)
E sales@educatedfurniture.co.nz

(SKU: 176)

EN One Chair

All you need in a chair.

Exclusive to Educated Furniture

Our very best polypropylene chair, the EN One's child friendly design offers fantastic ergonomics and all day comfort and flexibility.

It's easy to stack and can fit an incredible 21 high within a 2 meter space. The intelligent one piece form makes it simple to clean and is suitable for both indoor and outdoor use.

Contact us for a quote!

E sales@educatedfurniture.co.nz

P 0508 645 397

Find out more



Huge 21 year warranty

Lightweight, durable and stackable up to chairs 21 high

100% recyclable

Weight limit of 150kg



- EN ONE3 Yrs 1 - 2
- EN ONE4 Yrs 3 - 4
- EN ONE5 Yrs 5 - 6
- EN ONE6 Yrs 7 - 13

Educated Colour Range

- Memphis Blue
- Pillarbox Red
- Energise
- Juicy
- Caribbean
- Olympia Yellow
- Storm
- Snowdrift

Standard Colour Range

- White Washed Oak
- Provence Blue
- Antique Wiluna White
- Seal Grey
- Smoke Strand
- Iron Ore
- Brushed Silver
- Carbon Vapour
- Bullet
- Dansk Maple
- Affinity Maple
- NZ Tawa
- Raw Birch Ply
- Aged Ash
- Rock Salt
- Bliss Shitake

Pacifica Vinyl Range

- Yellow
- Orange
- Pink
- Red
- Lime
- Dark Blue
- Turquoise
- Purple
- Night Sky
- Galaxy
- Seal Rock



Note: We have many other fabrics available. Scan the QR code to view or download our latest swatch library or go to our website.

