



Math

Pre-Primer

Foundation of Numbers

Hands-on Learning

Little Steps into the World of Math!



Observing this series in the form of the National Curriculum Framework (NCF) 2023 for the fundamental stages

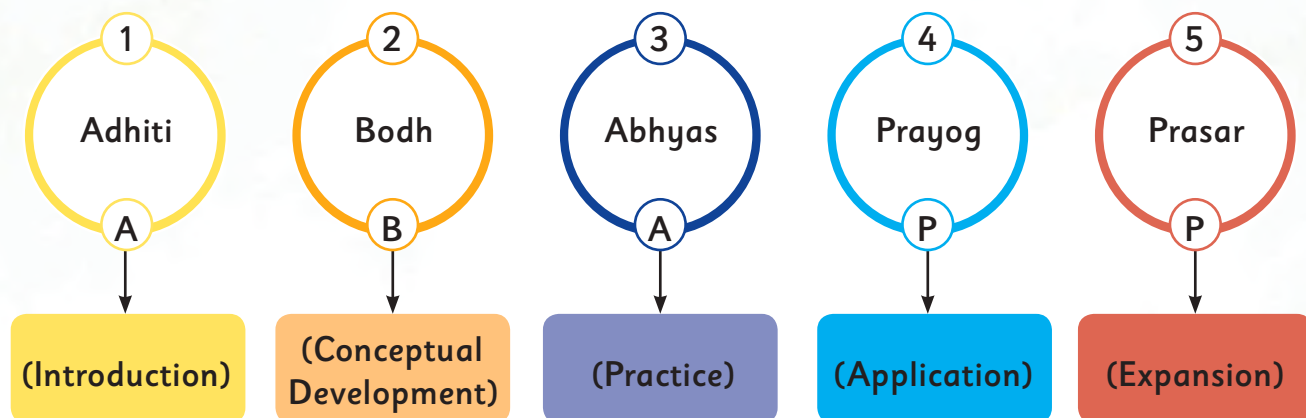
We have prepared this new series based on the directions and guidelines of the National Curriculum Framework (NCF) 2023. It focuses on play-based, activity-based, and experience-based learning while keeping teaching at the center and preparing the material accordingly.

Five-step teaching process – For early years:

Keeping in mind the five-step teaching process, we have presented each lesson and activity in the following order:

- Introduction (Adhiti) – Introducing children to the topic with stories, songs, and poems.
- Conceptual Development (Bodh) – Understanding concepts through simple language and activities.
- Practice (Abhyas) – Engaging children in activities based on repetition, recognition, and identification.
- Application (Prayog) – Giving children opportunities to express what they have learned through their environment.
- Expansion (Prasar) – Group discussions, storytelling, or showing pictures to enhance children's expressive ability.

Panchaadi: (A Five Step Learning Process)



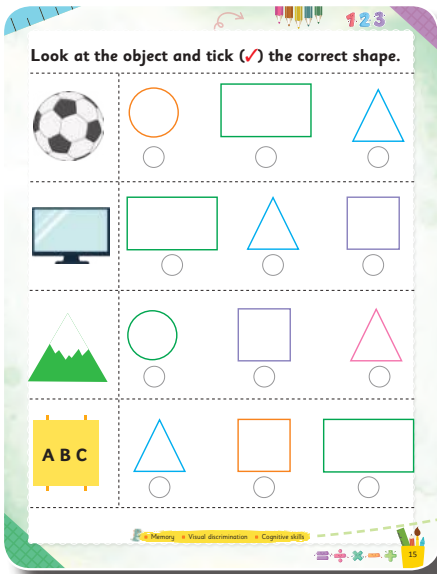
Based on five domains of development

According to NCF 2023, this series pays special attention to children's five main development areas:

- **Physical development** – Developing motor skills through running, jumping, climbing, throwing, catching, and playing activities.
- **Mental development** – Developing emotional stability, cooperation, and social skills.
- **Cognitive development** – Enhancing the ability to think, recognize, and ask questions.
- **Moral development** – Showing moral values through stories with ethical messages.
- **Aesthetic development** – Understanding nature, compassion, beauty, and art.


Our aim is that children not only learn Hindi language but also develop morally, cognitively, and emotionally, building confidence to maintain a bright future.

Key Features




Develops specific skills through targeted and engaging learning exercises.

Interactive and engaging practice sheets designed to reinforce learning through varied exercises.



Fun activity where children connect numbered dots to form shapes or pictures, enhancing number recognition and fine motor skills.



Play-way Method: Uses games, puzzles, and fun activities to teach math concepts, fostering a joyful learning environment and making math enjoyable and easy to grasp for young learners.



Contents

Big and Small	5	Numbers 31 to 40	47-49
Long and Short	6	Missing Numbers	50
Heavy and Light	7	Dot-To-Dot Delight	51
Full and Empty	8	Numbers 41 to 50	52-54
Inside and Outside	9	Dot-To-Dot Delight	55
Above and Below	10	Numbers 51 to 100	56
Circle	11	Addition	57
Square	12	Addition by Counting Objects	58
Rectangle	13	Zero in Addition	59
Triangle	14-15	Addition by Drawing Lines	60
Patterns	16-17	Word Problems on Addition	61
Numbers 1 to 10	18-27	Subtraction	62
Number Names (1 to 10)	28-30	Subtraction by Crossing Objects	63
Dot-To-Dot Delight	31	Zero in Subtraction	64
0 (Zero)	32	Subtraction by Drawing Lines	65
Numbers 11 to 20	33-37	Word Problems on Subtraction	66
Number Names (11 to 20)	38-40	Money	67-68
Dot-To-Dot Delight	41	Days of the Week	69
Numbers 21 to 30	42-45	Months of the Year	70
Dot-To-Dot Delight	46	Time	71-72



Big and Small

Look and learn.



big




small

Tick (✓) the bigger picture in each set.

Set 1



Set 2





Long and Short

Look and learn.




long




short

Tick (✓) the long object and cross (✗) the short object in each set.



Heavy and Light

Look and learn.




heavy



light

Write **H** for heavy and **L** for light in each set.




Comparative skills Visual discrimination Measurement skills





Full and Empty

Look and learn.





full



empty

Tick (✓) the full object and cross (✗) the empty object in each set.



Inside and Outside

Look and learn.


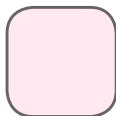


inside



outside

Write **I** for inside and **O** for outside in each set.



■ Spatial awareness ■ Visual discrimination ■ Language skills

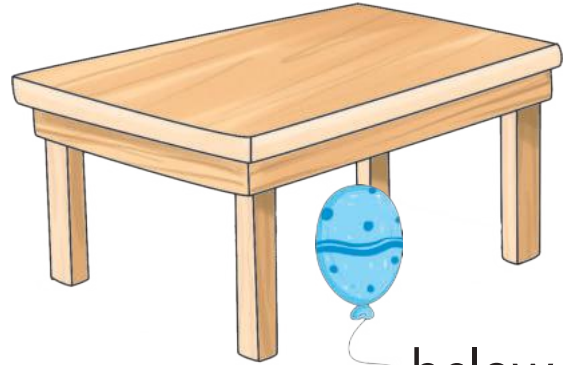
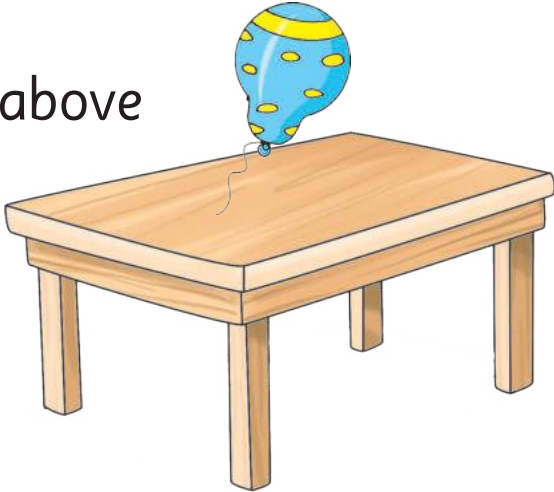




Above and Below

Look and learn.

above



below

Look at the position of the bird in each picture.
Tick (✓) the correct option.




above ☐

below ☐




above ☐

below ☐



above ☐

below ☐



above ☐



below ☐



Circle

Look and learn.

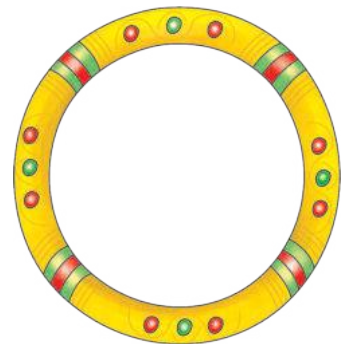
I am a circle.



wheel



coin



bangle



pizza



plate



candy



■ Observation ■ Identification ■ Association ■ Fine motor skills







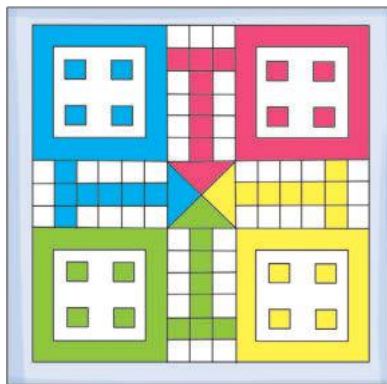
Square

Look and learn.


I am a square.



bread



ludo



blackboard



carrom board





chess




Rectangle

Look and learn.


I am a rectangle.



chocolate



biscuit



mobile phone



currency



tv



bag



Observation Identification Association Fine motor skills

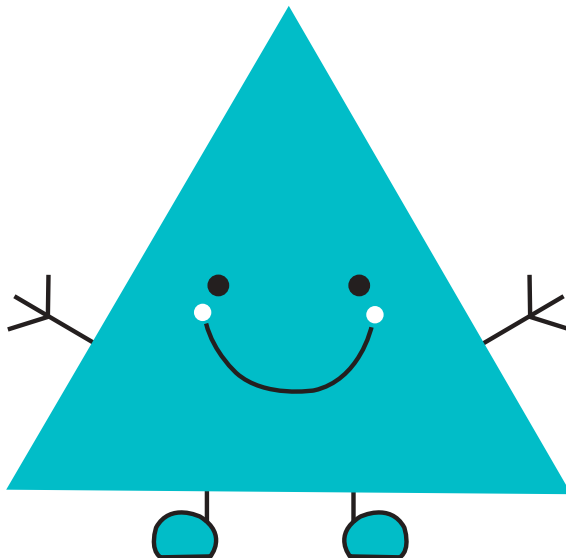





Triangle

Look and learn.


I am a triangle.



hanger



sandwich



nacho



mountain












■ Observation ■ Identification ■ Association ■ Fine motor skills





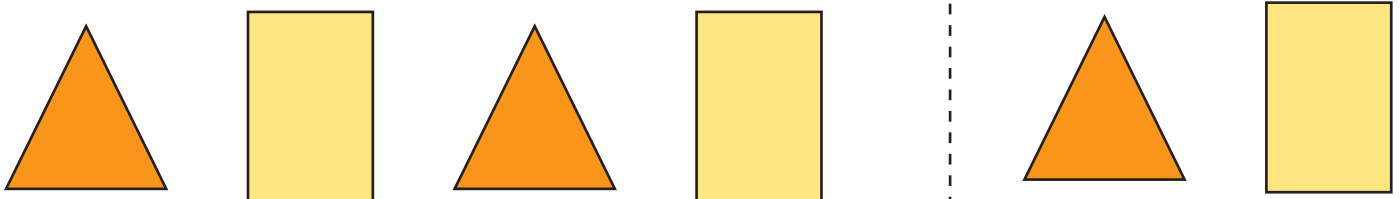
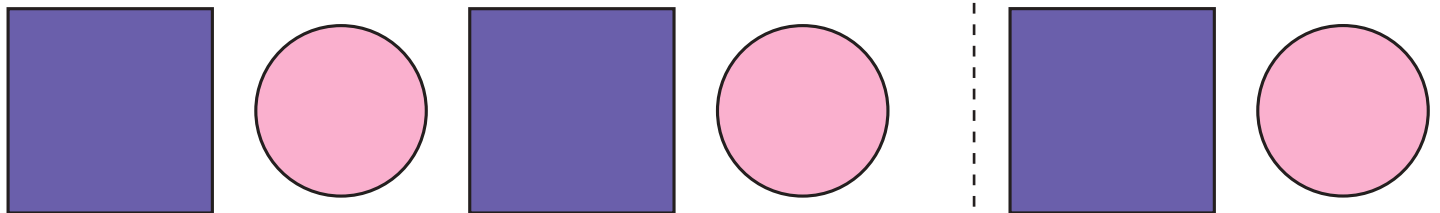

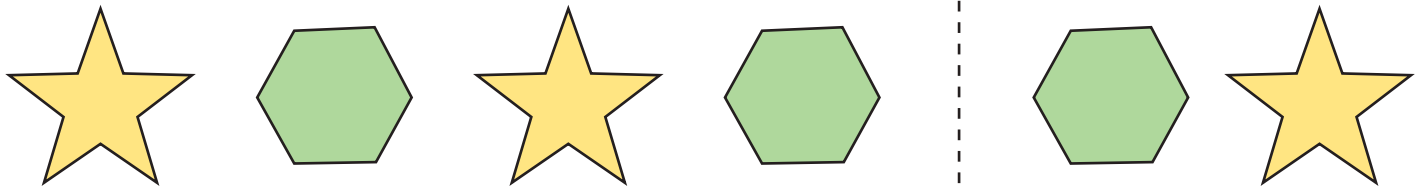
Look at the object and tick (✓) the correct shape.





Patterns

Circle the shape that comes next.

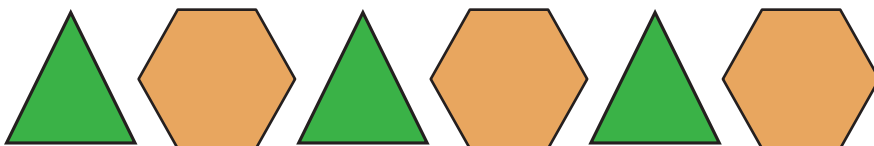

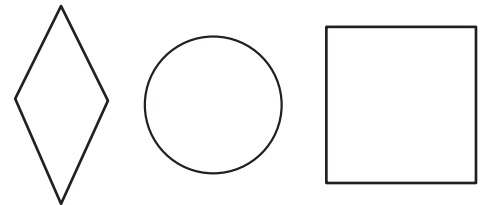
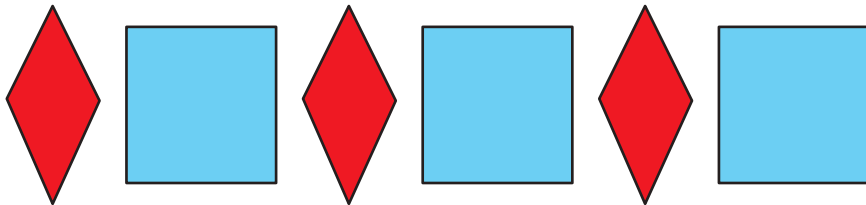
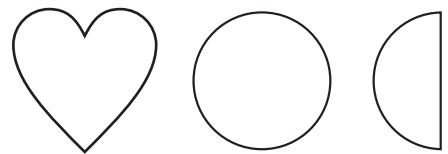
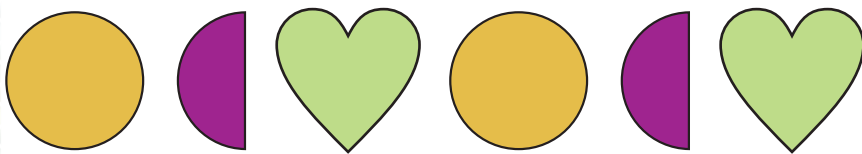
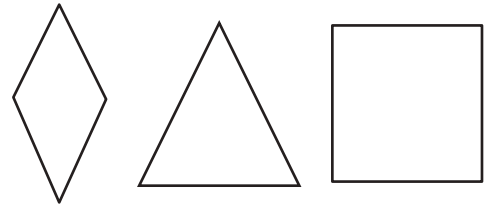
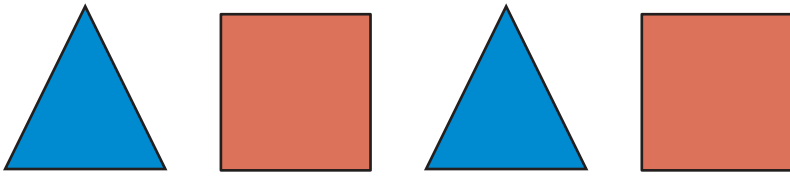


Visual discrimination Pattern recognition Critical thinking





Colour the shapes or objects that comes next in the pattern.





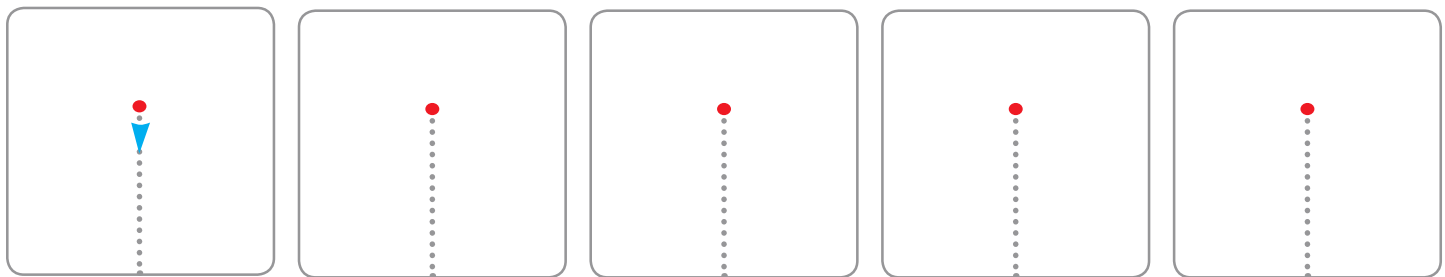
Numbers 1 to 10

Look and learn.

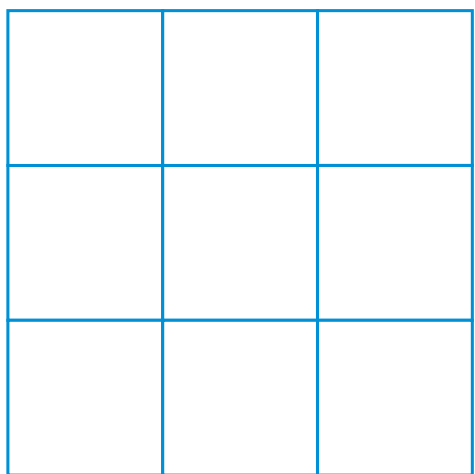


One

Trace the number 1.



Colour 1 box.




Circle all the number 1.



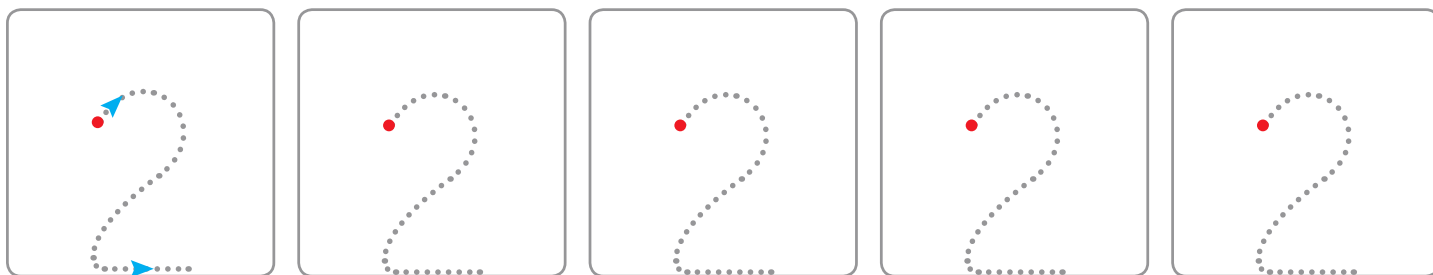
Look and learn.

2




Two


Trace the number 2.



Colour 2 boxes.



Circle all the number 2.



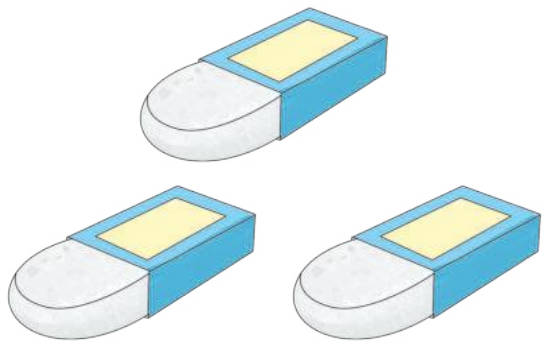
■ Numerical recognition ■ Visual discrimination ■ Fine motor skills





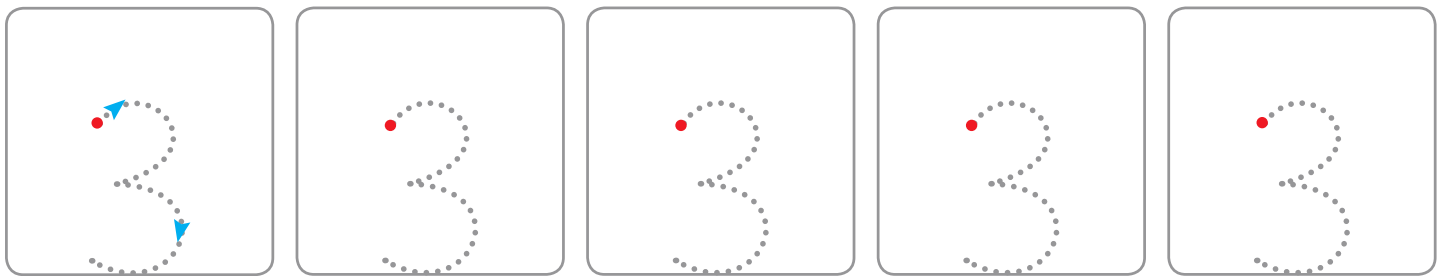
Look and learn.

3

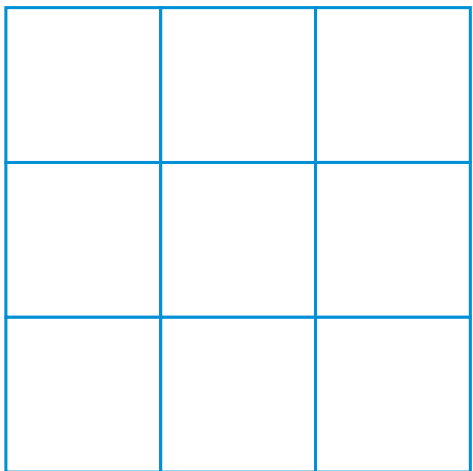


Three

Trace the number 3.



Colour 3 boxes.




Circle all the number 3.



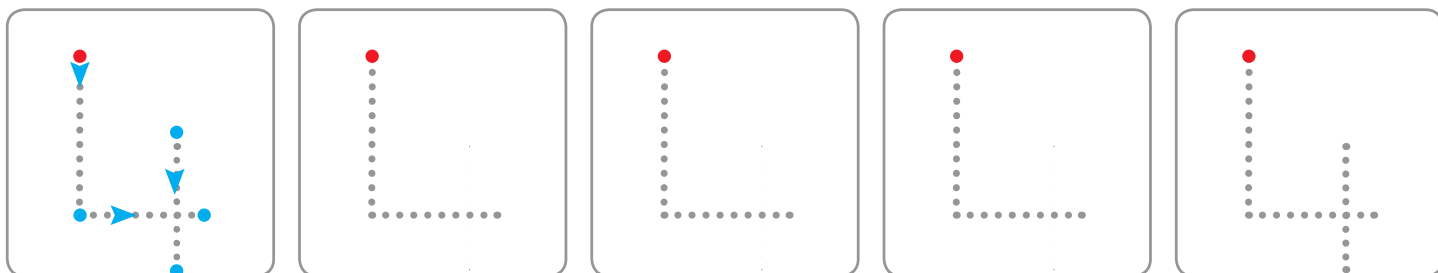
Look and learn.

4




Four

Trace the number 4.



Colour 4 boxes.



Circle all the number 4.



■ Numerical recognition ■ Visual discrimination ■ Fine motor skills





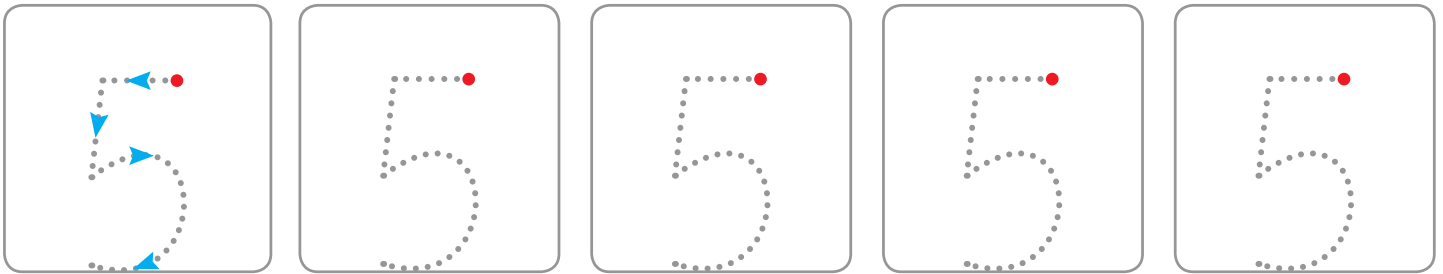
Look and learn.

5




Five

Trace the number 5.



Colour 5 boxes.




Circle all the number 5.



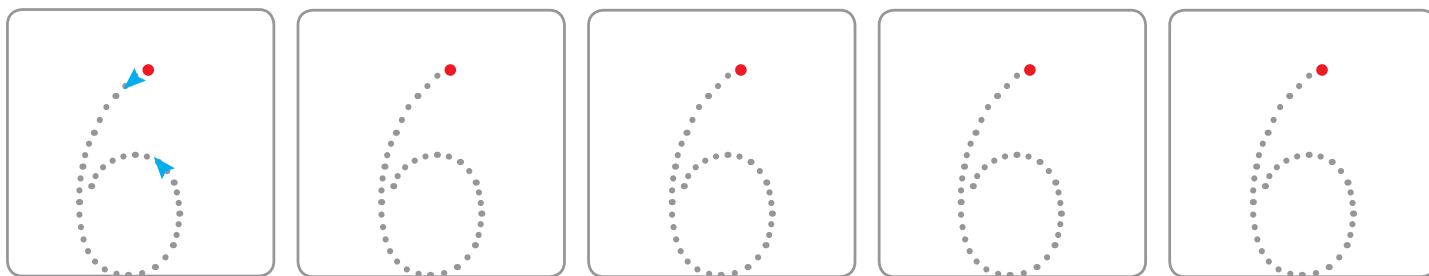
Look and learn.

6




Six


Trace the number 6.



Colour 6 boxes.



Circle all the number 6.




■ Numerical recognition ■ Visual discrimination ■ Fine motor skills





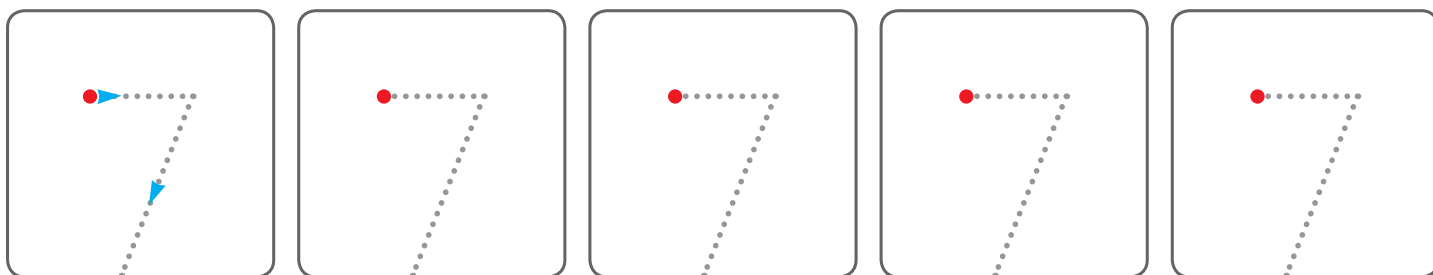
Look and learn.

7




Seven

Trace the number 7.



Colour 7 boxes.




Circle all the number 7.



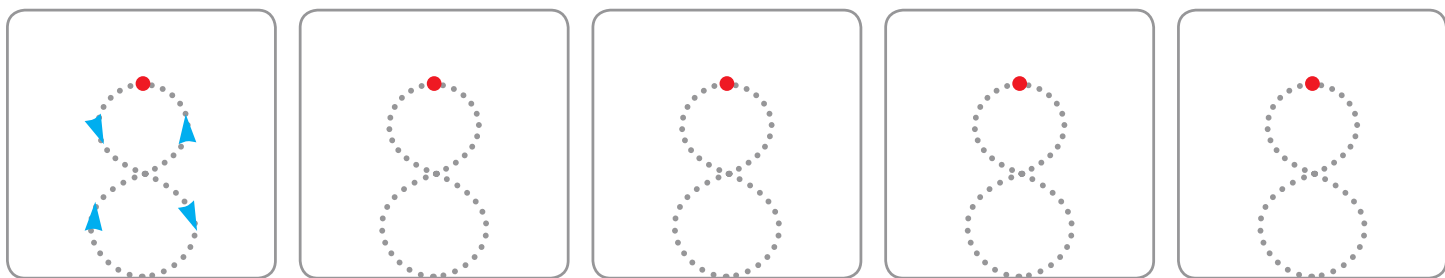
Look and learn.

8




Eight


Trace the number 8.



Colour 8 boxes.



Circle all the number 8.




Numerical recognition Visual discrimination Fine motor skills





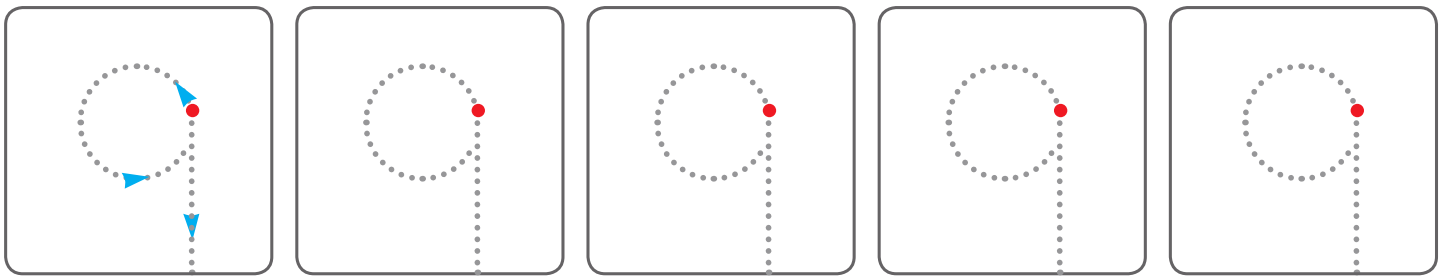
Look and learn.

9

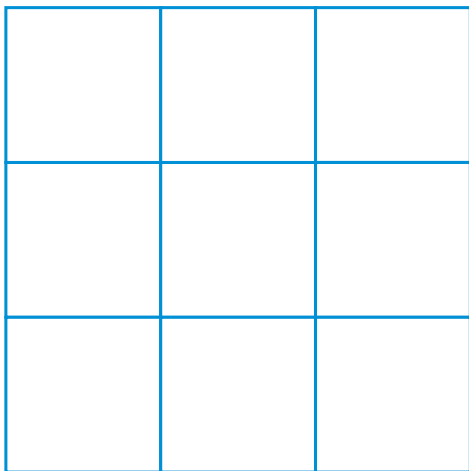


Nine

Trace the number 9.



Colour 9 boxes.




Circle all the number 9.



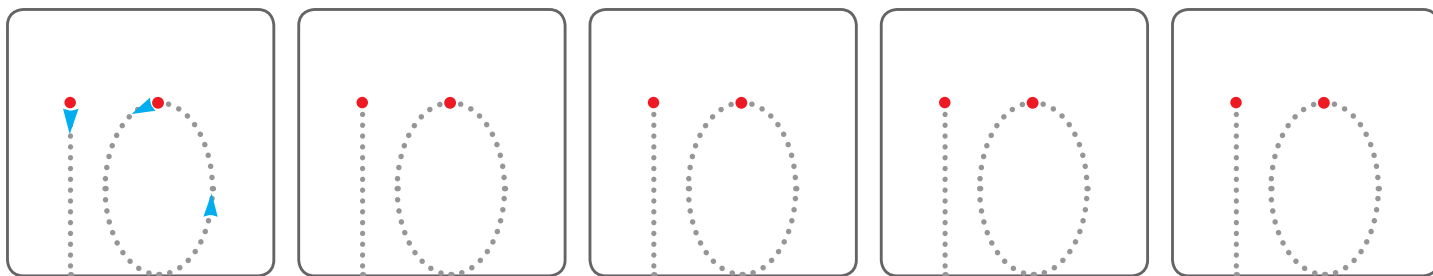
Look and learn.

10




Ten

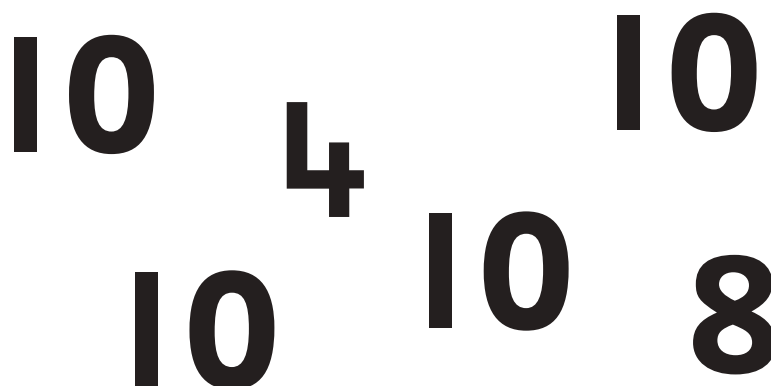
Trace the number 10.



Colour 10 boxes.



Circle all the number 10.




■ Numerical recognition ■ Visual discrimination ■ Fine motor skills






Number Names (1 to 10)

Trace and write. Say aloud.




1

one



2

two



3

three




4

four




5

five



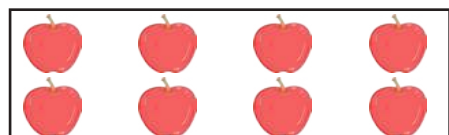
6

six



7

seven




8

eight



9

nine



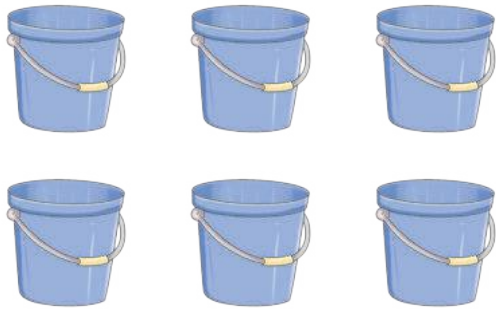
10

ten






Count and circle the correct number.



4 1 6




4 8 5



4 2 5



3 5 4



5 4 3



3 4 2






Match the numbers with the number names and the pictures.

3



one



5



two



2



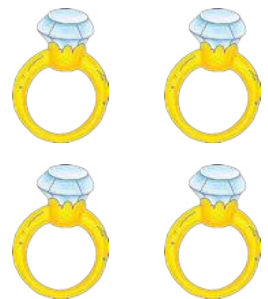
three



4



five



1




four



Dot-To-Dot Delight

Join the dots from **1** to **10**. Then colour the picture.



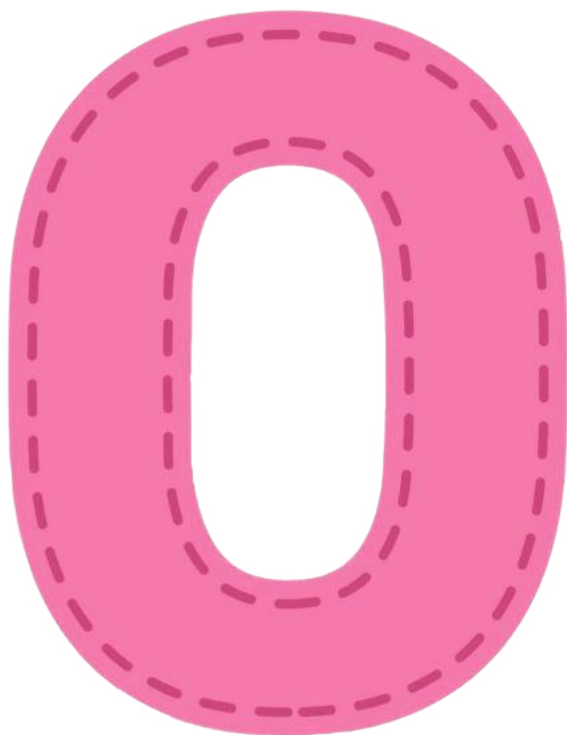
■ Numerical recognition ■ Visual discrimination ■ Fine motor skills



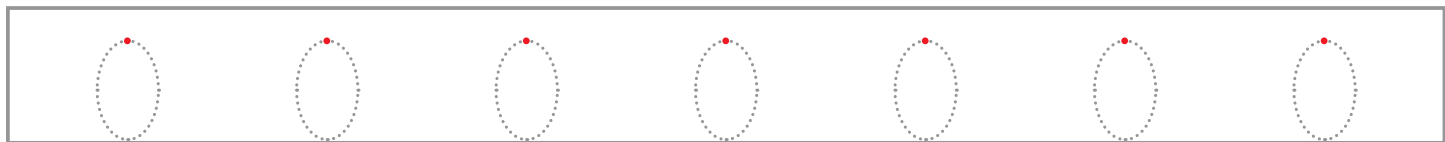
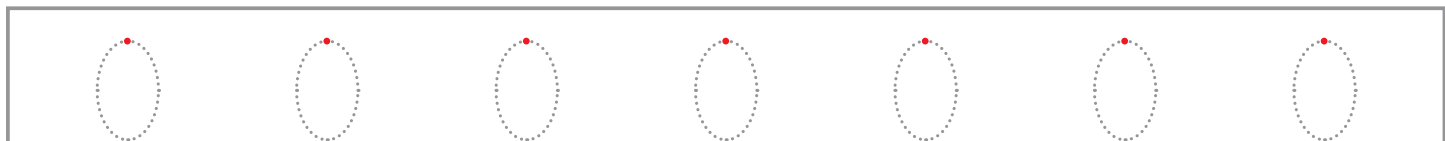
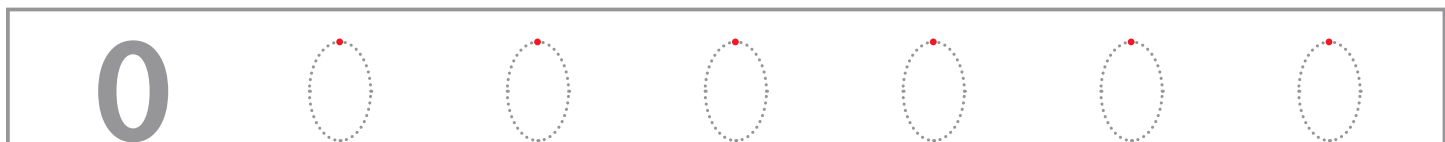


0 (Zero)

Trace and write. Say aloud.



Trace and write.




■ Identification ■ Visual discrimination ■ Fine motor skills ■ Observation



Numbers 11 to 20

11

Count and trace.



eleven	11	11	11	11	11	11	11	11	11
11	11	11	11	11	11	11	11	11	11

12

Count and trace.



twelve	12	12	12	12	12	12	12	12	12
12	12	12	12	12	12	12	12	12	12



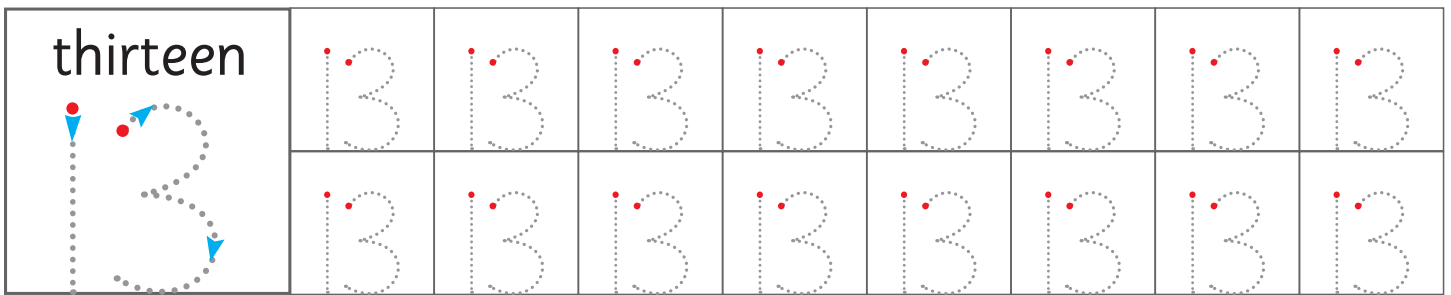
Identification Visual discrimination Fine motor skills Observation





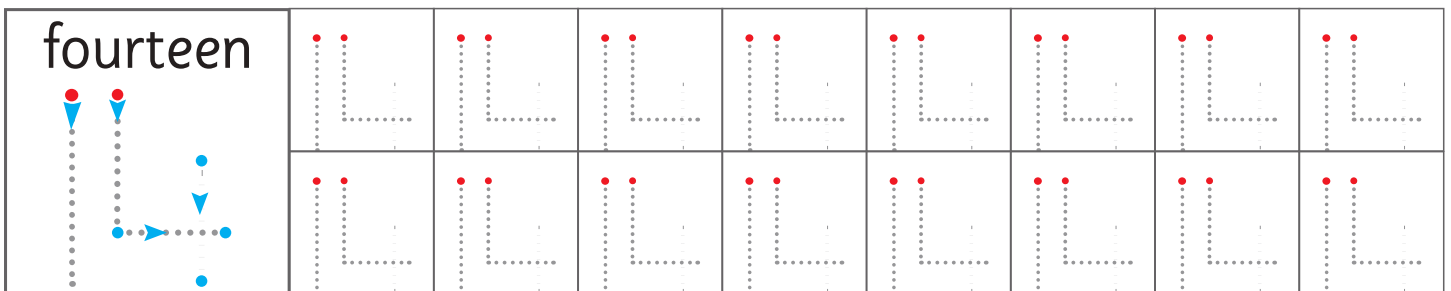

13

Count and trace.



14


Count and trace.





15

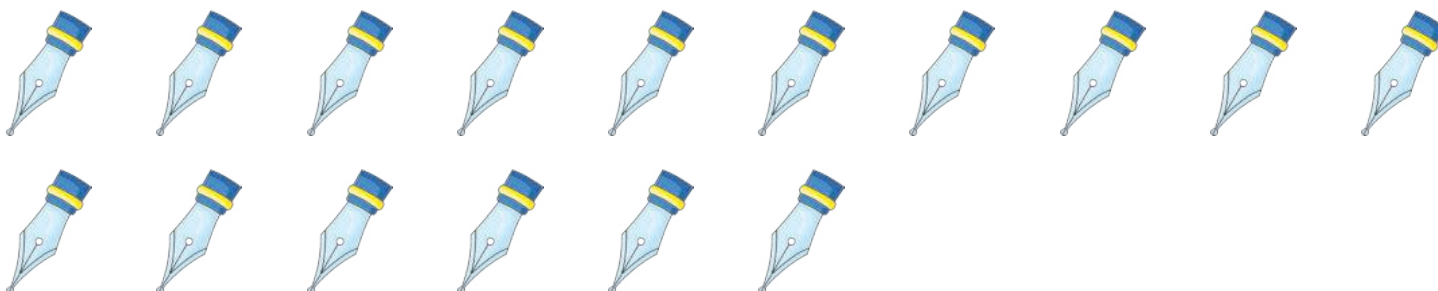
Count and trace.



fifteen 								

16

Count and trace.



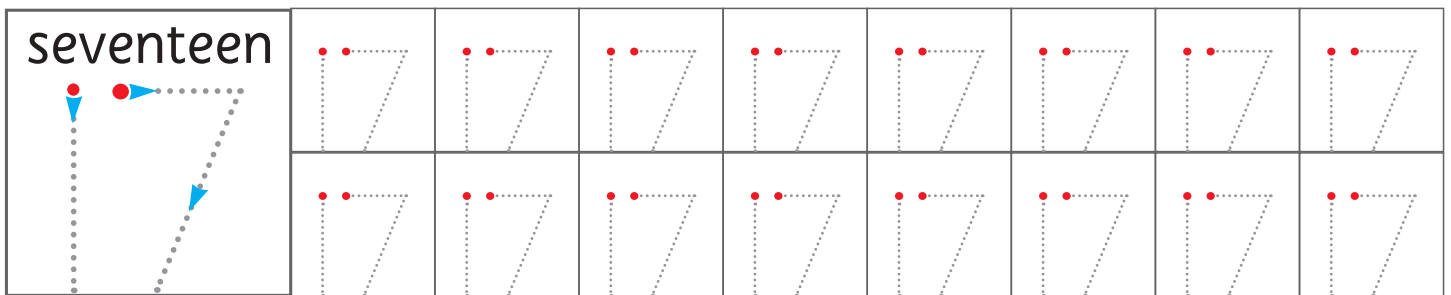
sixteen 								





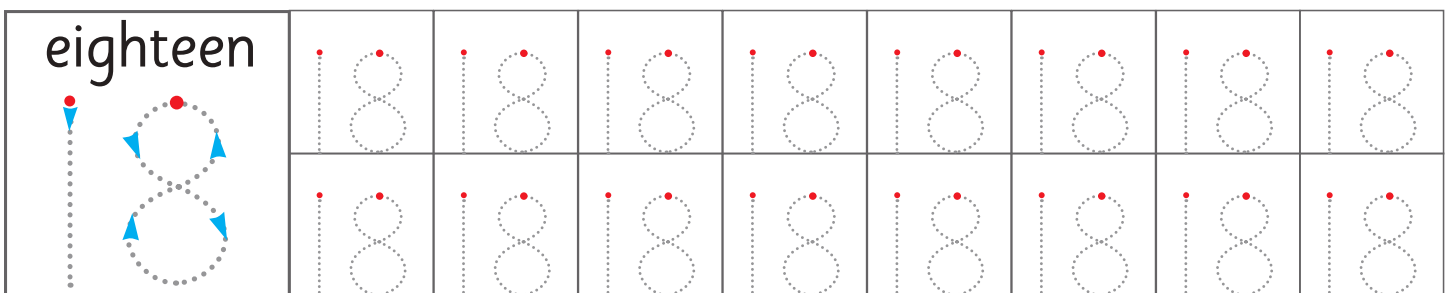
17

Count and trace.



18

Count and trace.

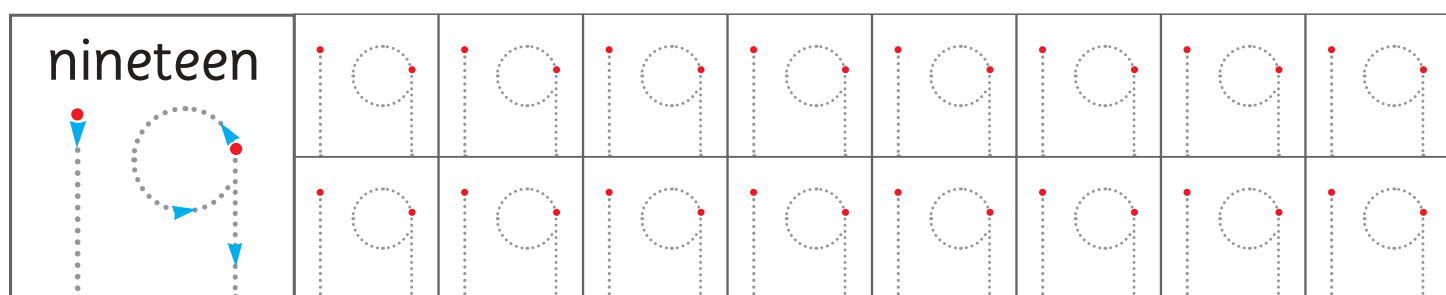


Identification Visual discrimination Fine motor skills Observation



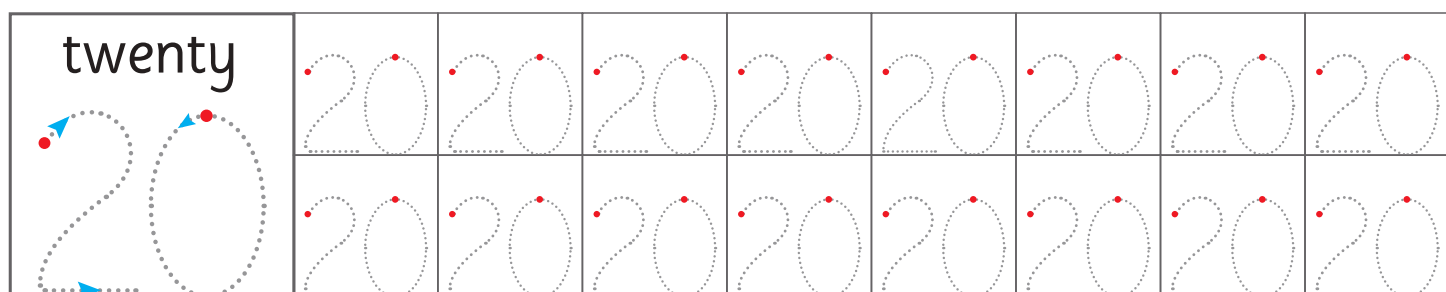
19

Count and trace.



20

Count and trace.





Number Names (11 to 20)

Trace the name of each number. Then write it two times.

11	eleven
12	twelve
13	thirteen
14	fourteen
15	fifteen
16	sixteen
17	seventeen
18	eighteen
19	nineteen
20	twenty



Match the numbers with the number names. Then write the number name under the number.

11

fifteen

twelve

12

13

sixteen

eleven

14

15

eighteen

thirteen

16

17

twenty

fourteen

18

19

seventeen

nineteen


20



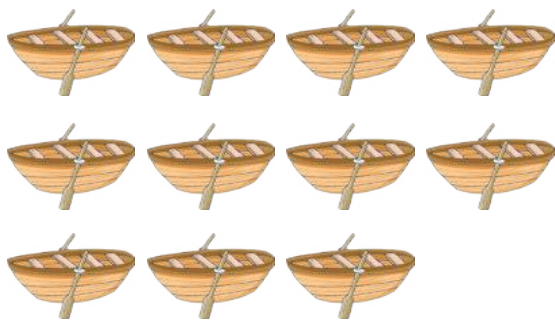
Count and circle the correct number.



19 15 18




10 17 12




17 11 20



17 11 14



18 19 20




20 16 11





Dot-To-Dot Delight

Join the dots from **1** to **20**. Then colour the picture.



■ Numerical recognition ■ Visual discrimination



Numbers 21 to 30

Trace and write.

21	21	21	21	21	21	21
22	22	22	22	22	22	22
23	23	23	23	23	23	23
24	24	24	24	24	24	24
25	25	25	25	25	25	25
26	26	26	26	26	26	26
27	27	27	27	27	27	27
28	28	28	28	28	28	28
29	29	29	29	29	29	29
30	30	30	30	30	30	30



■ Identification ■ Visual discrimination ■ Fine motor skills ■ Observation



Trace and write number names (21-30).

21	twenty-one	twenty-one
22	twenty-two	twenty-two
23	twenty-three	twenty-three
24	twenty-four	twenty-four
25	twenty-five	twenty-five
26	twenty-six	twenty-six
27	twenty-seven	twenty-seven
28	twenty-eight	twenty-eight
29	twenty-nine	twenty-nine
30	thirty	thirty



Write the missing numbers (1 to 30).

1				5
6				10
11				15
16				20
21				25
26				30



Circle the same numeral.

21

24

28

26

21

22

20

21

22

23

23

22

25

24

23

24

22

23

24

21

25

20

25

20

21

26

24

25

26

27

27

27

28

29

30

28

29

28

18

27

29

22

23

29

19

30

30

27

28

29



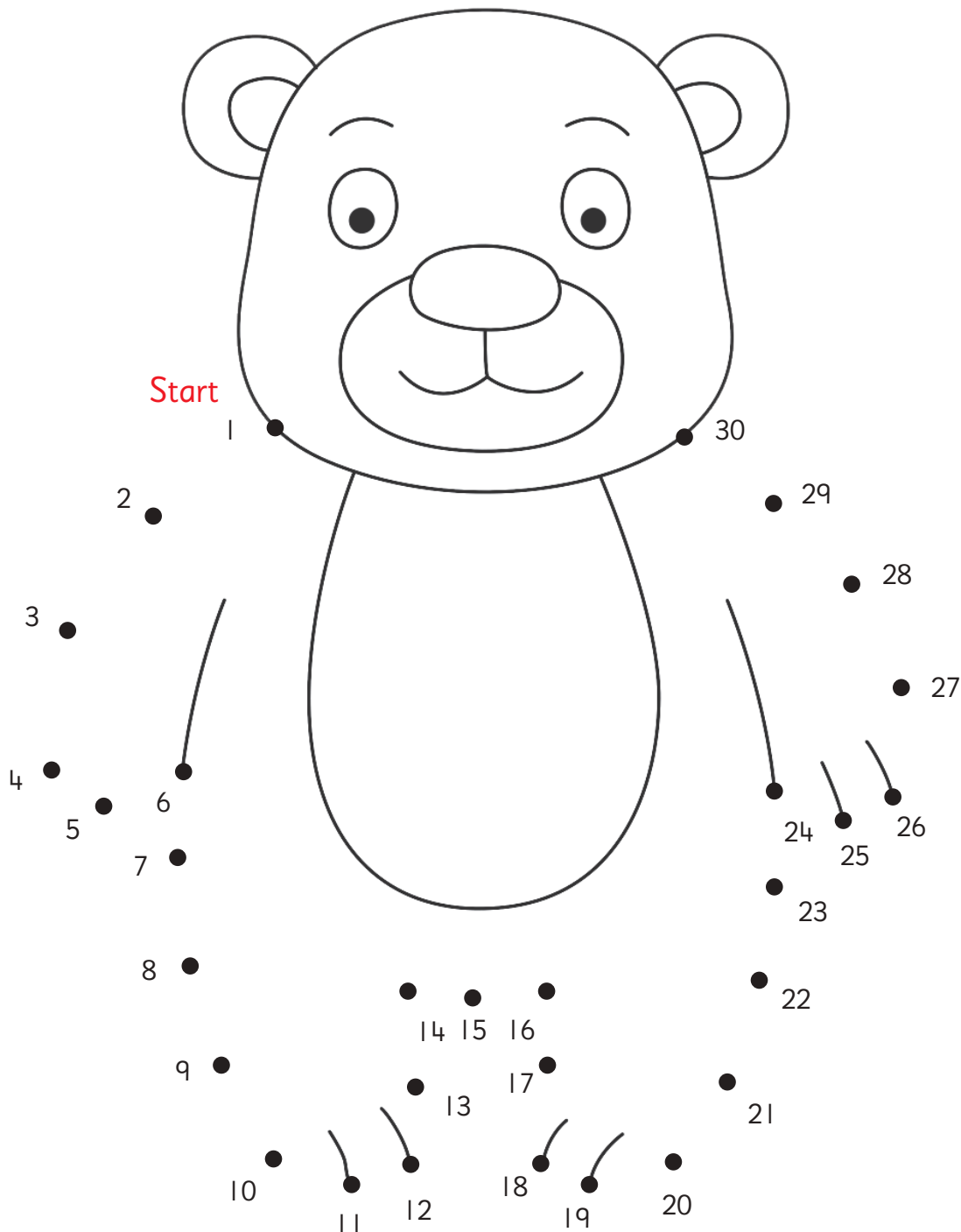
Visual discrimination Number recognition Fine motor skills





Dot-To-Dot Delight

Join the dots from **1** to **30**. Then colour the picture.





Numbers 31 to 40

Trace and write.

31

31 31 31 31 31

32

32 32 32 32 32

33

33 33 33 33 33

34

34 34 34 34 34

35

35 35 35 35 35

36

36 36 36 36 36

37

37 37 37 37 37

38

38 38 38 38 38

39

39 39 39 39 39

40

40 40 40 40 40



■ Observation ■ Identification ■ Visual discrimination ■ Fine motor skills





Trace and write number names (31 to 40).

31	thirty-one	thirty-one
32	thirty-two	thirty-two
33	thirty-three	thirty-three
34	thirty-four	thirty-four
35	thirty-five	thirty-five
36	thirty-six	thirty-six
37	thirty-seven	thirty-seven
38	thirty-eight	thirty-eight
39	thirty-nine	thirty-nine
40	forty	forty



Circle the same numeral.

31

36

31

34

33

32

39

32

37

35

33

38

36

33

31

34

34

36

38

39

35

32

35

34

37

36

40

38

36

39

37

31

33

35

37

38

32

34

36

38

39

39

36

38

33

40

38

40

37

35



Visual discrimination Number recognition Fine motor skills





Missing Numbers

Write the missing numbers.




■ Number recognition ■ Counting skills ■ Memory ■ Fine motor skills



Dot-To-Dot Delight

Join the dots from **1** to **40**. Then colour the picture.



■ Numerical recognition ■ Visual discrimination ■ Fine motor skills





Numbers 41 to 50

Look, learn and read aloud.

41

Forty-one

42

Forty-two

43

Forty-three

44

Forty-four

45

Forty-five

46

Forty-six

47

Forty-seven

48


Forty-eight

49

Forty-nine

50

Fifty



■ Observation ■ Identification ■ Visual discrimination ■ Fine motor skills





Trace and write number names (41 to 50).

41	forty-one	forty-one
42	forty-two	forty-two
43	forty-three	forty-three
44	forty-four	forty-four
45	forty-five	forty-five
46	forty-six	forty-six
47	forty-seven	forty-seven
48	forty-eight	forty-eight
49	forty-nine	forty-nine
50	fifty	fifty





Circle the same numeral.

41

44

48

41

43

42

49

42

47

45

43

48

46

43

41

44

44

46

48

49

45

42

45

44

47

46

40

45

46

49

47

48

43

42

47

48

42

44

48

46

49

45

46

49

48

50

50

47

45

42




Visual discrimination Number recognition Fine motor skills



Dot-To-Dot Delight

Join the dots from 1 to 50. Then colour the picture.



■ Numerical recognition ■ Visual discrimination ■ Fine motor skills





Numbers 51 to 100

51	61	71	81	91
52	62	72	82	92
53	63	73	83	93
54	64	74	84	94
55	65	75	85	95
56	66	76	86	96
57	67	77	87	97
58	68	78	88	98
59	69	79	89	99
60	70	80	90	100



Addition

Understanding Addition

'Addition' means putting two or more things together. The sign of addition is '+' (plus).



Avinash has three balls.



Shivansh gave him one more ball.



Now, Avinash has four balls.

Thus, **three** and **one** make **four**.

We write it as $3 + 1 = 4$

'+' means
addition or
plus.






'=' means equals
or is the
same as.




$3 + 1 = 4$ is read as
Three plus one is equals to four.









Addition by Counting Objects

Count, write and add.


 $+$

 $=$



 $+$

 $=$




 $+$

 $=$



 $+$

 $=$




Zero in Addition

When we add zero to any number, its value does not change.



Fill in the blanks. One has been done for you.

4	+	0	=	4
8	+	<input type="text"/>	=	8
5	+	<input type="text"/>	=	5
9	+	0	=	<input type="text"/>

<input type="text"/>	+	7	=	<input type="text"/>
1	+	0	=	<input type="text"/>
0	+	<input type="text"/>	=	6
3	+	0	=	<input type="text"/>



Addition by Drawing Lines

Add by drawing lines.

Example: Let us add 2 and 5.

2	
+ 5	
<hr/>	
7	

- Draw two lines for 2.
- Draw five lines for 5.
- Then, count all the lines and write the number.

4	
+ 3	
<hr/>	

5	
+ 1	
<hr/>	

2	
+ 6	
<hr/>	

7	
+ 2	
<hr/>	

3	
+ 3	
<hr/>	

4	
+ 5	
<hr/>	

1	
+ 8	
<hr/>	

2	
+ 7	
<hr/>	

3	
+ 4	
<hr/>	

2	
+ 3	
<hr/>	

4	
+ 4	
<hr/>	

5	
+ 3	
<hr/>	

Word Problems on Addition

There were 3 ducks in a pond. 2 more joined them.
How many are there altogether?



$$\begin{array}{r} 3 \\ + 2 \\ \hline \end{array}$$

There were 5 candles on a cake. 3 more were put.
How many are there altogether?



There were 4 apples in a basket. 2 more added.
How many apples are there altogether?



There were 4 birds on a branch of tree. 2 more joined them. How many birds are there altogether?



There were 5 lollipops. 4 more were added.
How many lollipops are there altogether?





Subtraction

Understanding Subtraction

A '**subtraction**' means taking away a number from a group. The '**−**' sign shows subtraction.



Bhawna has three balls.



Myra takes away one ball from her.



Now, Bhawna has 2 balls.

Thus, **one** takes away from **three** leaves **two**.

We write it as $\boxed{3} - \boxed{1} = \boxed{2}$

'**−**' means
taken away.



'**=**' means equals
or is the
same as.

$3 - 1 = 2$ is read as
Three minus one is equals to two.



Subtraction by Crossing Objects

Subtract and write.

$6 - 2$



=



$6 - 2$

=

4

$8 - 3$



=



$8 - 3$

=

$10 - 7$



=



$10 - 7$

=

$3 - 2$



$3 - 2$


=





Zero in Subtraction

When we subtract zero from any number, its value does not change.



When same number is subtracted, the result is zero (0).



Fill in the boxes.

$8 - 0 = \text{○}$	$6 - 6 = \text{○}$	$3 - 3 = \text{○}$
$\text{○} - 0 = 4$	$5 - \text{○} = 5$	$6 - \text{○} = 0$
$\text{○} - 0 = 5$	$8 - 0 = \text{○}$	$8 - \text{○} = 0$
$9 - 9 = \text{○}$	$3 - 0 = \text{○}$	$\text{○} - 0 = 8$



Subtraction by Drawing Lines

Example: Let us subtract 5 from 8.

$$\begin{array}{r} 8 \\ - 5 \\ \hline 3 \end{array}$$

- Draw eight lines for 8.
- Cut five lines from these 8 lines.
- Then, count the remaining lines and write the number.

$$\begin{array}{r} 5 \\ - 2 \\ \hline \end{array}$$

$$\begin{array}{r} 5 \\ - 3 \\ \hline \end{array}$$

$$\begin{array}{r} 8 \\ - 1 \\ \hline \end{array}$$

$$\begin{array}{r} 5 \\ - 1 \\ \hline \end{array}$$

$$\begin{array}{r} 6 \\ - 2 \\ \hline \end{array}$$

$$\begin{array}{r} 6 \\ - 4 \\ \hline \end{array}$$

$$\begin{array}{r} 3 \\ - 1 \\ \hline \end{array}$$

$$\begin{array}{r} 5 \\ - 4 \\ \hline \end{array}$$

$$\begin{array}{r} 7 \\ - 2 \\ \hline \end{array}$$

$$\begin{array}{r} 9 \\ - 1 \\ \hline \end{array}$$

$$\begin{array}{r} 8 \\ - 2 \\ \hline \end{array}$$

$$\begin{array}{r} 4 \\ - 4 \\ \hline \end{array}$$



Word Problems on Subtraction

There were 6 cats. 2 went away. How many are left?



$$\begin{array}{r} 6 \\ - 2 \\ \hline \end{array}$$

There were 7 pencils. 3 had no points. How many pencils were there with points?



There were 7 birds on a tree. 3 flew away. How many were left?



There were 8 candles. Rama lit 5 of them. How many were still left to be lit?



9 butterflies were sitting on the grass. 3 flew away. How many were left?



Money

We buy and sell different kind of things with the help of coins and notes.

Coins



Notes






Look at the cost of different items and add the price of two.



₹ 20



₹ 2



₹ 10



₹ 3



₹ 8



₹ 5

1. 1 kite and 1 pen = ₹ _____
2. 1 notebook and 1 candle = ₹ _____
3. 1 envelope and 1 balloon = ₹ _____
4. 1 balloon and 1 pen = ₹ _____
5. 1 balloon and 1 envelope = ₹ _____
6. 1 candle and 1 kite = ₹ _____
7. 1 envelope and 1 kite = ₹ _____
8. 1 candle and 1 balloon = ₹ _____



Days of the Week



Which day comes next?

Thursday

Friday

Saturday

Sunday

Monday

Tuesday

Saturday

Sunday

Monday

Tuesday

Wednesday

Thursday



Months of the Year



Write names of the Months.

1. <input type="text"/>	2. <input type="text"/>	3. <input type="text"/>	4. <input type="text"/>
5. <input type="text"/>	6. <input type="text"/>	7. <input type="text"/>	8. <input type="text"/>
9. <input type="text"/>	10. <input type="text"/>	11. <input type="text"/>	12. <input type="text"/>



Time

This is a clock.
Time is shown by clock.



The long hand tells us the **minutes**.

It is called the **minute hand**.

The short hand tells us the **hours**.

It is called the **hour hand**.

Let us read the time.



1 o'clock



5 o'clock



9 o'clock



Look at the given clock. Fill in the numbers that are missing.



Write the time shown in the given clocks.



___ o'clock



___ o'clock



___ o'clock