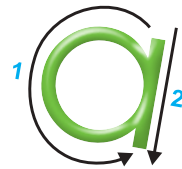
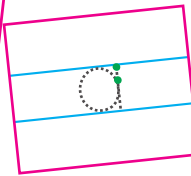
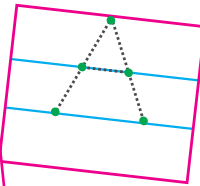
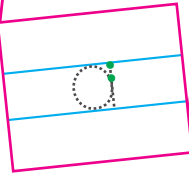
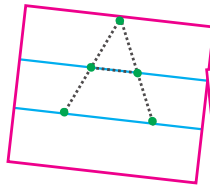
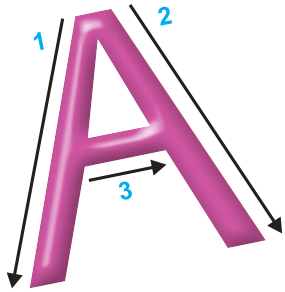





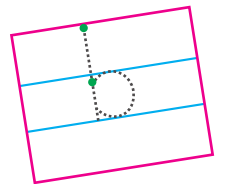
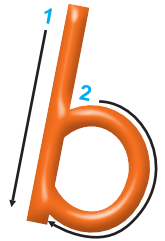

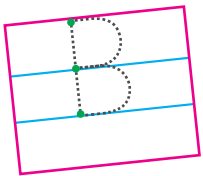
ENGLISH WRITING

Capital and Small Letters

Capital or small, we write them all!



Big A, small a — Let's learn today!



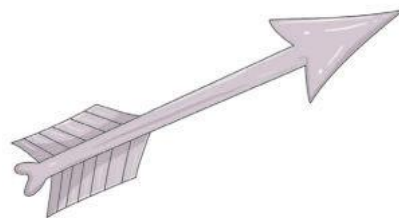

Contents

Letter A	3	Letter n	32
Letter a	4	Letter O	33
Letter B	5	Letter o	34
Letter b	6	Letter P	35
Letter C	7	Letter p	36
Letter c	8	Letters Ii-Pp	37-38
Letter D	9	Letter Q	39
Letter d	10	Letter q	40
Letter E	11	Letter R	41
Letter e	12	Letter r	42
Letter F	13	Letter S	43
Letter f	14	Letter s	44
Letter G	15	Letter T	45
Letter g	16	Letter t	46
Letter H	17	Letter U	47
Letter h	18	Letter u	48
Letters Aa-Hh	19-20	Letter V	49
Letter I	21	Letter v	50
Letter i	22	Letter W	51
Letter J	23	Letter w	52
Letter j	24	Letter X	53
Letter K	25	Letter x	54
Letter k	26	Letter Y	55
Letter L	27	Letter y	56
Letter l	28	Letter Z	57
Letter M	29	Letter z	58
Letter m	30	Letters a to z	59
Letter N	31	Special Letters	60-64

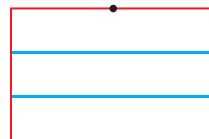
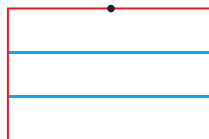
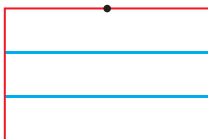
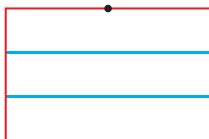
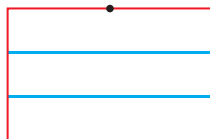
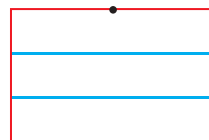
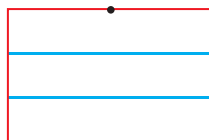
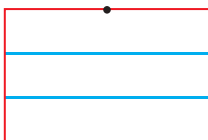
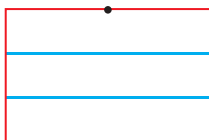
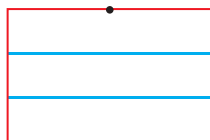
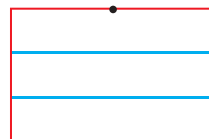
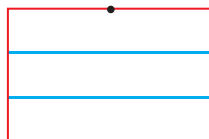
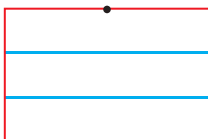
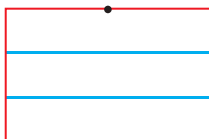
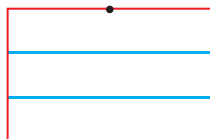
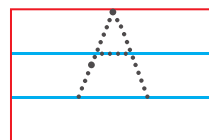
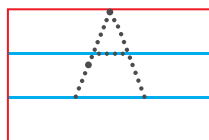
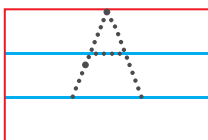
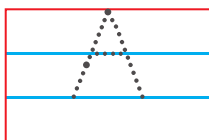
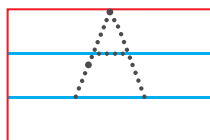
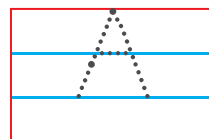
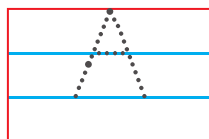
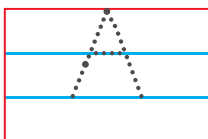
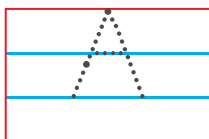
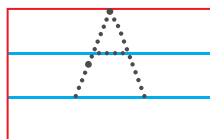
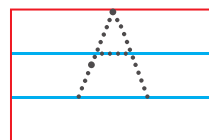
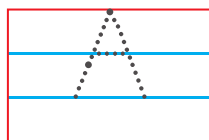
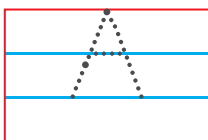
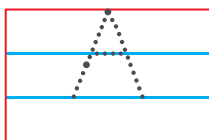
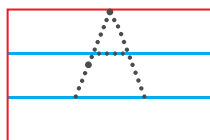


Letter A

Circle the pictures that begin with /a/ sound.



Trace and write the letter A.

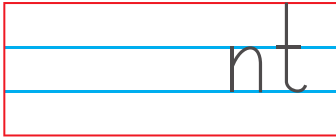
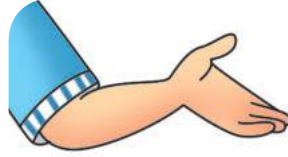


Teacher's Note

Encourage the children to say the names of objects that begin with the sound /a/.

- Hand eye coordination
- Observation
- Identification
- Fine motor skills

Say the names of these pictures. Write the first letter of the name of each picture.



rm

xe


A lowercase letter 'a' formed by dots on handwriting lines. The letter is positioned between the middle blue line and the bottom blue line, with its top reaching the middle blue line and its bottom touching the bottom blue line. The letter is composed of a circle of dots and a vertical stem of dots.

A lowercase letter 'a' formed by dots on handwriting lines. The letter is positioned between the middle blue line and the bottom blue line, with its top reaching the middle blue line and its bottom reaching the bottom blue line. The letter is formed by a series of black dots.

A lowercase letter 'a' formed by dots on handwriting lines. The letter is positioned between the middle blue line and the bottom blue line, with its top reaching the middle blue line and its bottom reaching the bottom blue line. The letter is formed by a series of dots, with a vertical stem on the right and a circular loop on the left.


A lowercase letter 'a' formed by dots on handwriting lines. The letter is positioned between the middle blue line and the bottom blue line, with its top touching the middle blue line and its bottom touching the bottom blue line. The letter is formed by a series of black dots.

A handwriting practice line with a red top border and a blue bottom border. In the center, there is a dotted lowercase letter 'd' for tracing.




a

A lowercase letter 'a' formed by dots on handwriting lines. The letter is positioned between the middle blue line and the bottom blue line, with its top reaching the middle blue line and its bottom reaching the bottom blue line. The letter is formed by a series of dots, with a vertical stem and a circular top.

A dotted lowercase letter 'a' is positioned on the middle blue line of a handwriting guide, which consists of a top blue line, a middle blue line, and a bottom blue line, all within a red rectangular border.

A lowercase letter 'a' formed by dots on handwriting lines. The letter is positioned between the middle blue line and the bottom blue line, with its top reaching the middle blue line and its bottom reaching the bottom blue line. The letter is formed by a series of black dots.



A dotted lowercase letter 'a' is shown on handwriting lines. The letter is formed by a counter-clockwise stroke starting from the middle line, touching the middle and bottom lines, and ending with a dot on the middle line.

A diagram showing a horizontal line with a point on it, representing a set in a metric space.

A diagram showing a horizontal line with a point on it, representing a set in a topological space.

A diagram showing a horizontal line with a point on it, representing a set in a metric space.

A diagram showing a horizontal line with a point on it, representing a set in a metric space.

A diagram showing a horizontal line with a point on it, representing a set in a metric space.




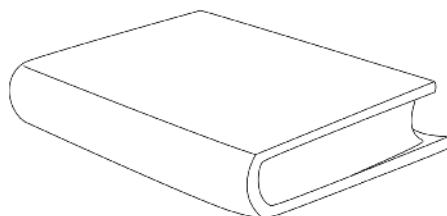

Give paperslips with different letters written on them to the children and ask them to show the letter **a**.

- 4



Letter B

Colour the pictures that begin with /b/ sound.



Trace and write the letter B.

B	B	B	B	B
B	B	B	B	B
B	B	B	B	B
.
.
.



Teacher's Note




Encourage the children to say the names of objects that begin with the sound /b/.

- Hand eye coordination
- Observation
- Identification
- Fine motor skills

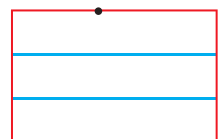
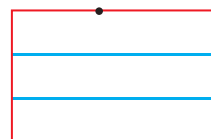
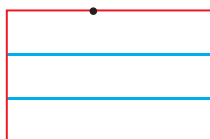
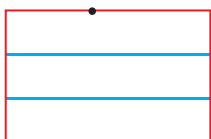
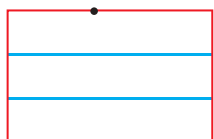
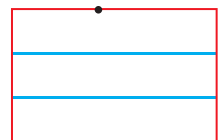
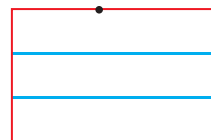
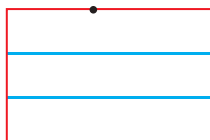
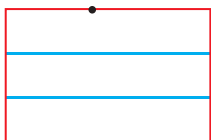
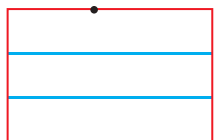
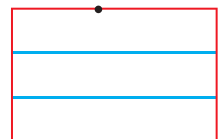
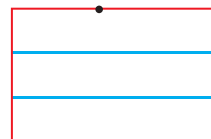
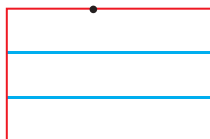
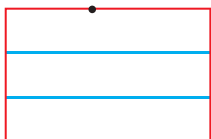
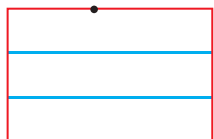
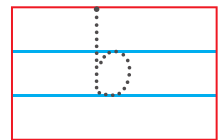
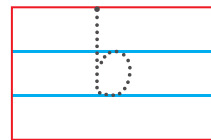
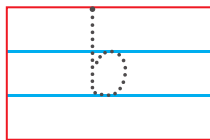
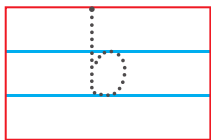
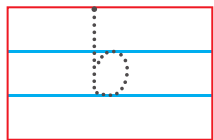
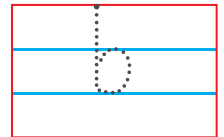
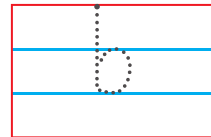
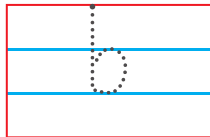
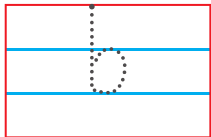
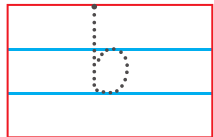
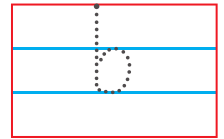
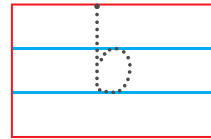
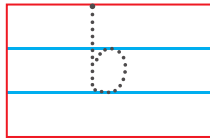
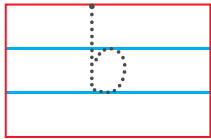
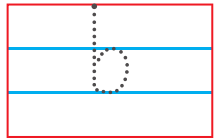


Letter b

Tick (✓) the ball that has correct letter **b** on it.



Trace and write the letter **b**.



Teacher's Note

Give flashcards with different letters written on them to the children and ask them to pick the letter **b**.

- Hand eye coordination
- Observation
- Identification
- Fine motor skills



Letter C

Identify the letter **C** given in the box. Match the picture with its beginning letter.

A	•	
B	•	
C	•	

Trace and write the letter **C**.

•	•	•	•	•
•	•	•	•	•
•	•	•	•	•



Teacher's Note

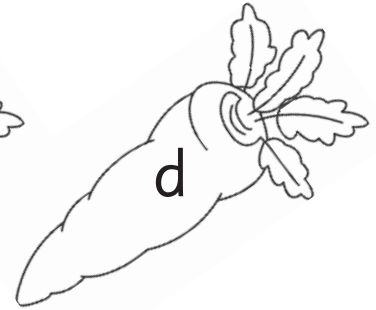
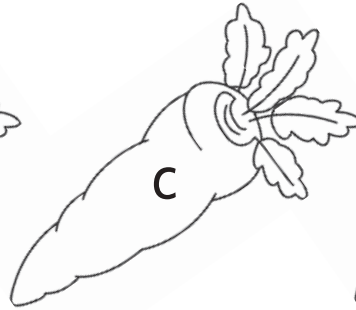
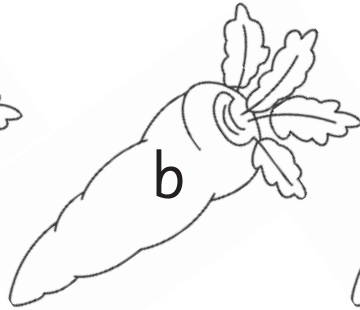
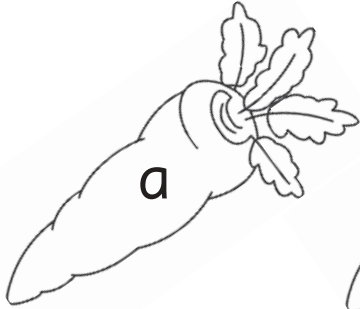
Encourage the children to say the names of vegetables with the letter **C**.

- Hand eye coordination
- Observation
- Identification
- Fine motor skills

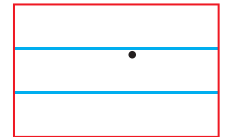
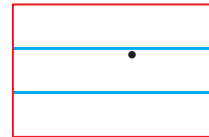
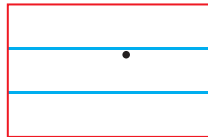
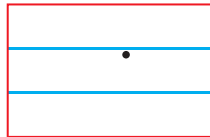
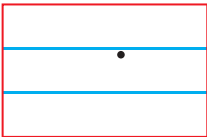
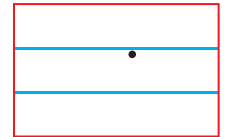
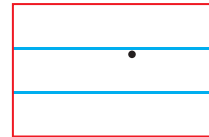
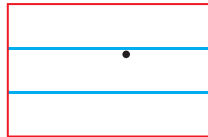
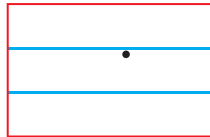
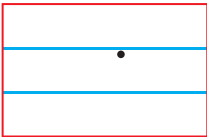
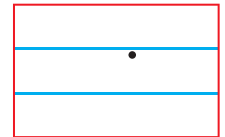
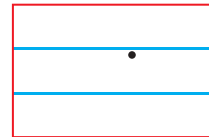
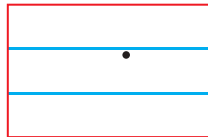
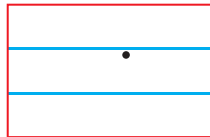
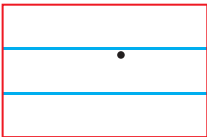
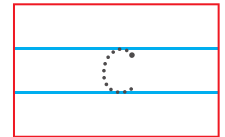
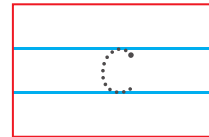
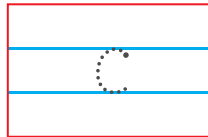
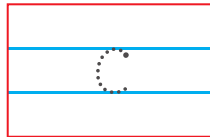
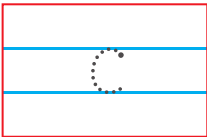
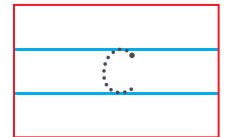
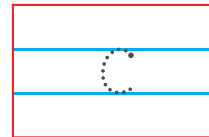
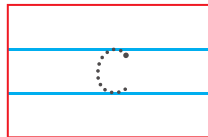
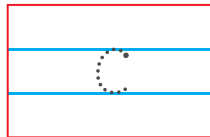
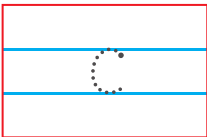
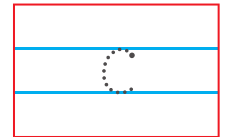
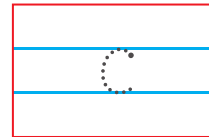
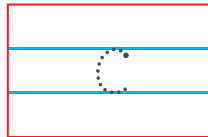
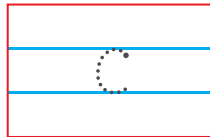
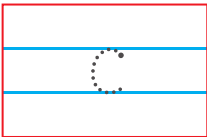


Letter c

Colour the carrot having letter **c** with red colour.



Trace and write the letter **c**.



Teacher's Note

Encourage the children to find and say the names of classroom objects beginning with the letter **c**.

- Hand eye coordination
- Observation
- Identification
- Fine motor skills



Letter D

Look at the pictures and write their first letter.



__oll

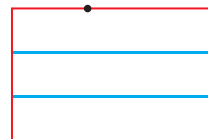
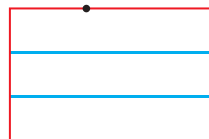
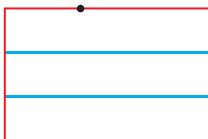
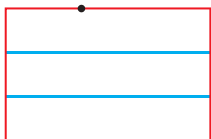
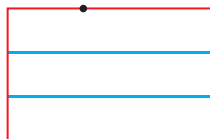
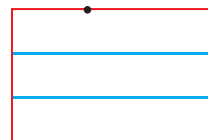
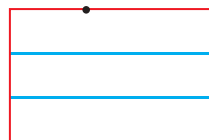
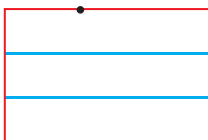
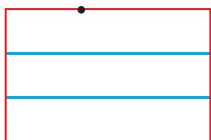
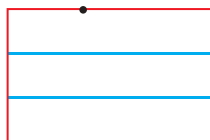
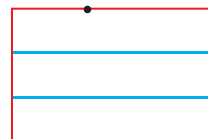
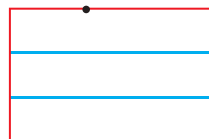
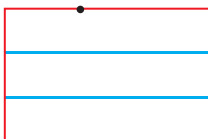
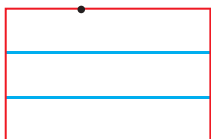
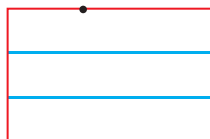
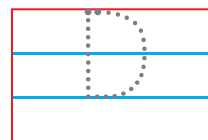
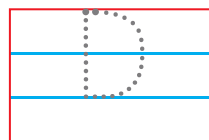
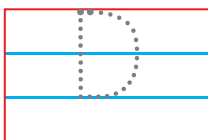
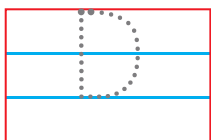
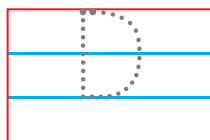
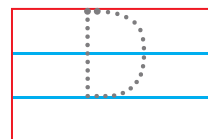
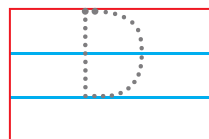
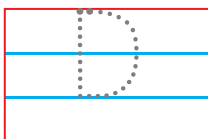
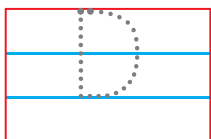
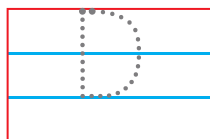
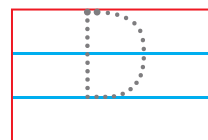
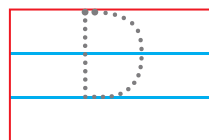
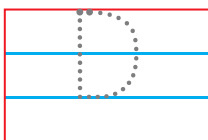
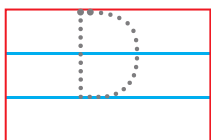
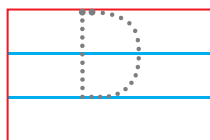


__ice



__olphin

Trace and write the letter D.



Teacher's Note

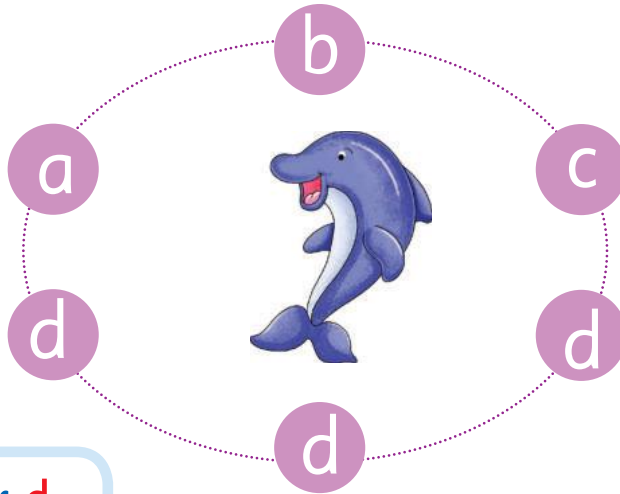
Place small objects and toys that start with the letter D in a basket. Ask children to come up one by one, pick an object from the basket and say its name.

- Hand eye coordination
- Observation
- Identification
- Fine motor skills



Letter d

Connect the **d**'s with the given picture.



Trace and write the letter **d**.



Teacher's Note

Encourage the children to say the names of animals that begin with the letter **d**.

- Hand eye coordination
- Observation
- Identification
- Fine motor skills



Letter E

Circle the letter E with green colour.

E

A	B	C	D	E
E	A	B	C	D
C	E	A	E	C

Trace and write the letter E.



Teacher's Note

Give the children cutouts of eggs with different letters written on them and ask them to colour eggs with the letter E.

- Hand eye coordination
- Observation
- Identification
- Fine motor skills



Letter e

Say the names of these pictures. Write the first letter of each picture.



ight



ngine



gg

Trace and write the letter e.

e

e

e

e

e

e

e

e

e

e

e

e

e

e

e

.

.

.

.

.

.

.

.

.

.

.

.

.

.

.



Teacher's Note




Play a game with the children where you will say different words and the children have to clap if the word starts with the letter e.

- Hand eye coordination
- Observation
- Identification
- Fine motor skills



Letter F

Draw lines to join the fish with the letter F to the boxes with the letter F.



F

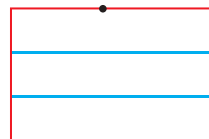
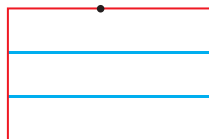
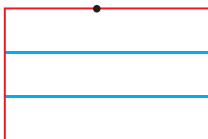
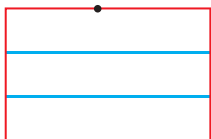
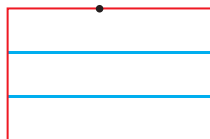
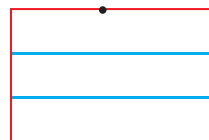
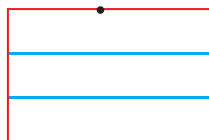
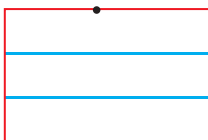
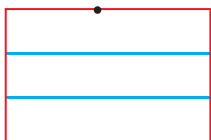
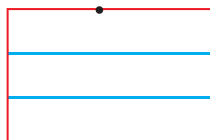
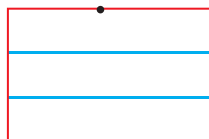
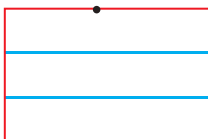
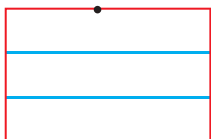
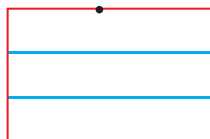
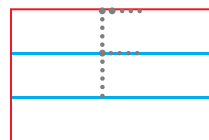
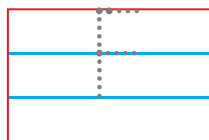
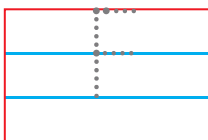
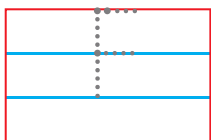
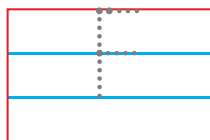
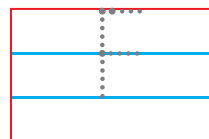
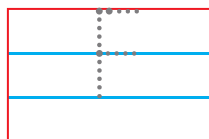
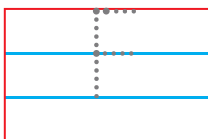
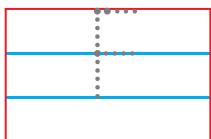
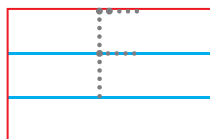
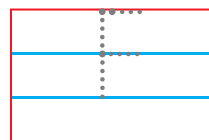
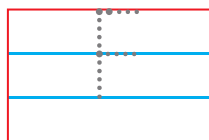
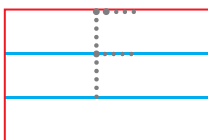
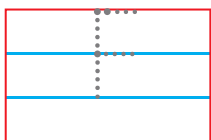
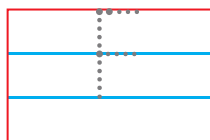
B

F

F

E

Trace and write the letter F.



Teacher's Note

Encourage the children to say the names of any four fruits.

- Hand eye coordination
- Observation
- Identification
- Fine motor skills



Letter f

Help the fish to reach the pond by walking through letter f.



F	F	F	F	F	F	F	F	F	F	F	F	F
					W	B	W	B	W	B	F	W
M	F	F	F	F	F	F	F	F	F	F	F	E
P	F	O										
N	F	F	F	F	F	F	F	F	F	F	F	F



Trace and write the letter f.



Teacher's Note

Ask the children to say the names of objects that begin with the letter f.

- Hand eye coordination
- Observation
- Identification
- Fine motor skills



Letter G

Identify the letters given in the box. Match the picture with its beginning letter.

E


F

G

•
















•

•



•

Trace and write the letter **G**.

				
				
				
•	•	•	•	•
•	•	•	•	•
•	•	•	•	•



Teacher's Note

Show pictures of different objects to the children that start with the letter **G** and ask them to say their names.

- Hand eye coordination ◦ Observation
- Identification ◦ Fine motor skills



Letter g

Look at the pictures and tick (✓) the triangle with the letter that matches with the picture.



g

b



c

g



g

a



b

g

Trace and write the letter g.

g	g	g	g	g
g	g	g	g	g
g	g	g	g	g
.
.
.



Teacher's Note

Encourage the children to identify the letter g among the different letters.

- Hand eye coordination
- Observation
- Identification
- Fine motor skills



Letter H

Look at the picture and tick (✓) the correct box.



H A E



E G B



C H G

Trace and write the letter H.



Teacher's Note

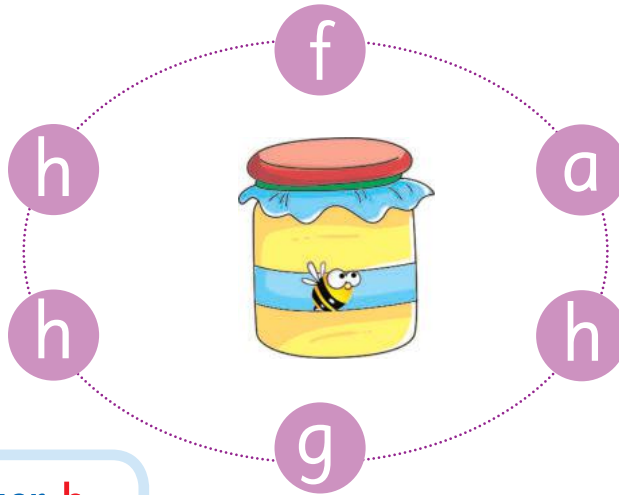
Ask the children whether they like honey.

◦ Hand eye coordination ◦ Observation
◦ Identification ◦ Fine motor skills



Letter h

Connect the h's with the given picture.



Trace and write the letter h.



Teacher's Note

Ask the children which insect gives us honey.

- Hand eye coordination
- Observation
- Identification
- Fine motor skills



Letters Aa-Hh

Cross out (X) the picture that does not begin with the sound in the box.

a



c



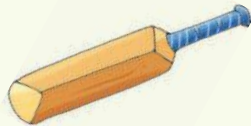
e



g



h



Write the beginning sound of each picture in small letter.



b
















Write the small letter next to each capital letter.


























Colour the balloons with capital letters in red and those with small letters in blue.





Letter I

Circle the letter **I** with a pink crayon.

I

E	A	F	G	I
I	F	B	C	H
E	I	G	H	D
D	B	C	O	A

Trace and write the letter **I**.



Teacher's Note


Give paperslips with different letters written on them to the children and ask them to show the letter **I**.

- Hand eye coordination
- Observation
- Identification
- Fine motor skills

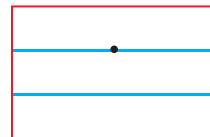
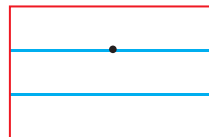
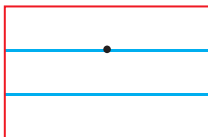
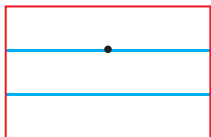
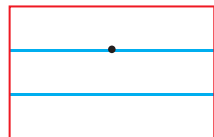
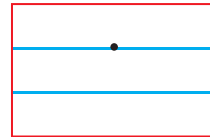
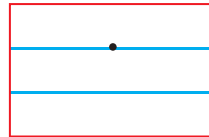
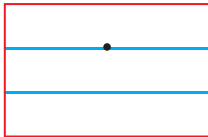
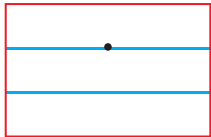
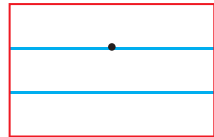
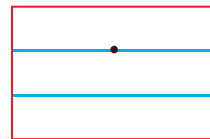
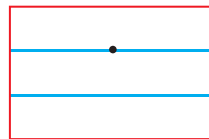
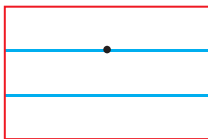
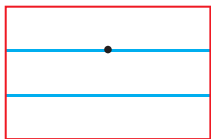
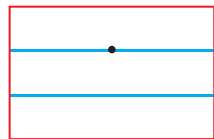
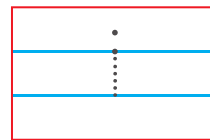
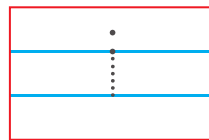
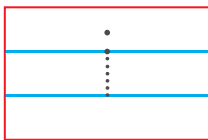
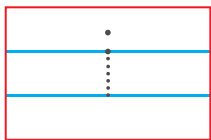
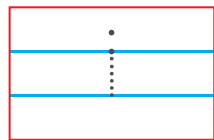
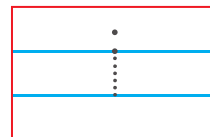
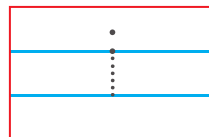
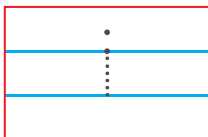
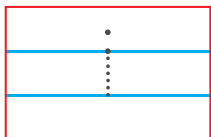
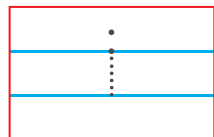
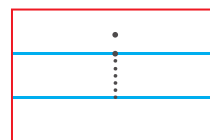
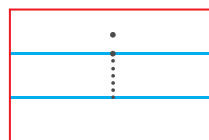
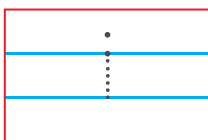
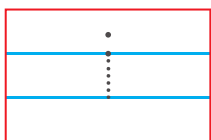
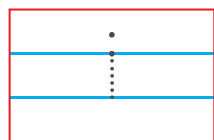


Letter i

Write the letter that comes after the letter, given in the ice-creams.



Trace and write the letter i.



Teacher's Note

Encourage the children to say the words that begin with the sound /i/.

- Hand eye coordination
- Observation
- Identification
- Fine motor skills



Letter J

Find the letter J.

J j j J j j J j J
j J j J J j J j
J j J j j J J j

Trace and write the letter J.

J	J	J	J	J
J	J	J	J	J
J	J	J	J	J
.
.
.



Teacher's Note

Draw different objects that start with the letter J on the board and ask the children to say their names.

- Hand eye coordination
- Observation
- Identification
- Fine motor skills

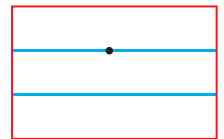
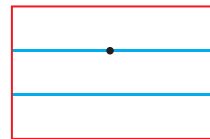
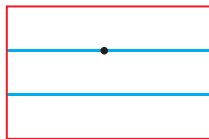
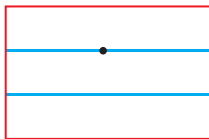
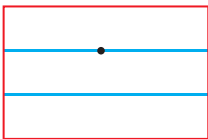
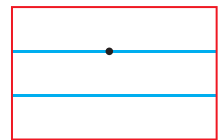
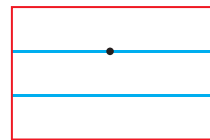
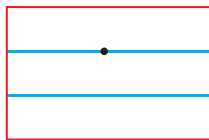
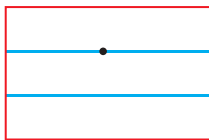
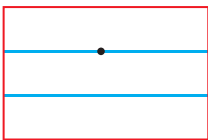
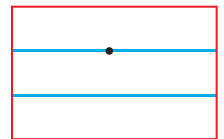
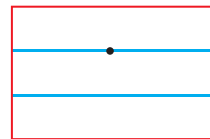
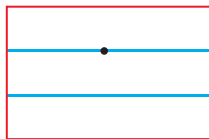
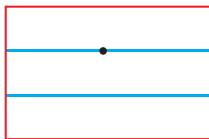
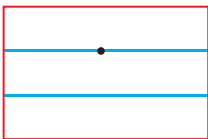
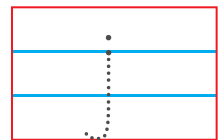
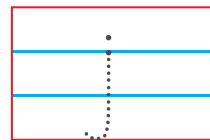
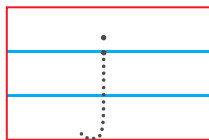
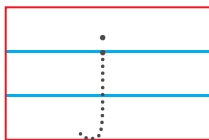
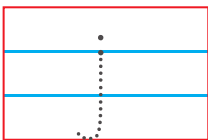
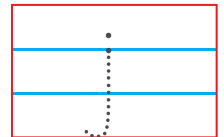
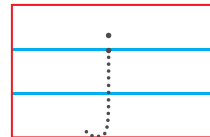
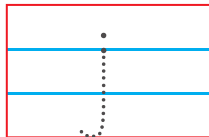
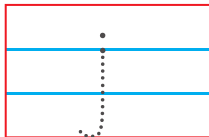
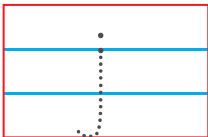
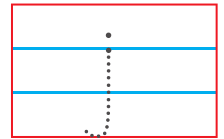
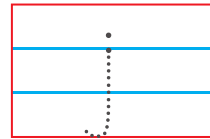
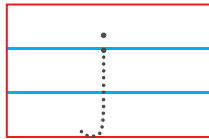
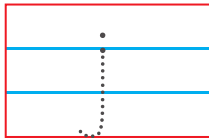
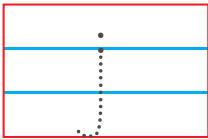


Letter j

Circle the pictures that begin with the letter j.



Trace and write the letter j.



Teacher's Note

Encourage the children to find and name toys or classroom objects beginning with the letter j.

- Hand eye coordination
- Observation
- Identification
- Fine motor skills



Letter K

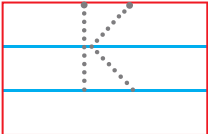
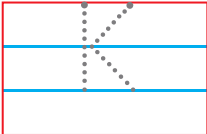
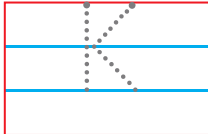
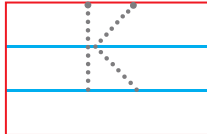
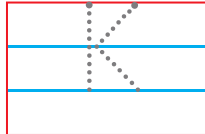
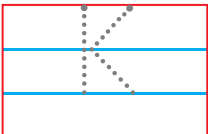
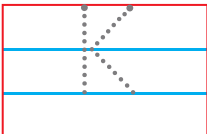
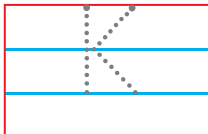
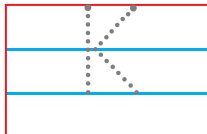
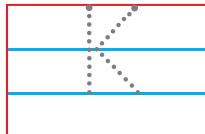
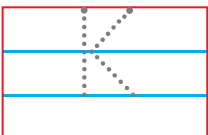
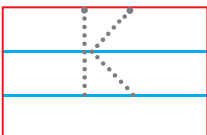
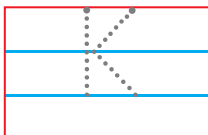
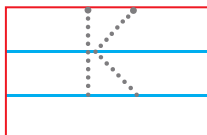
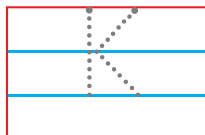
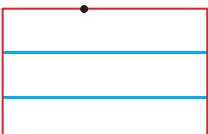
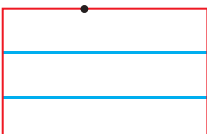
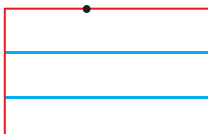
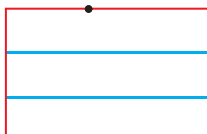
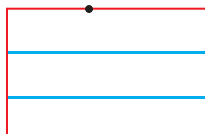
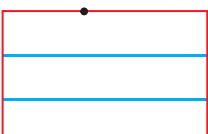
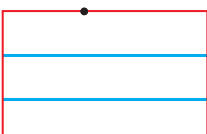
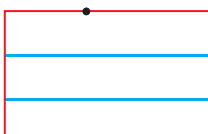
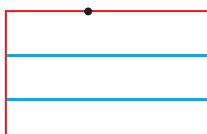
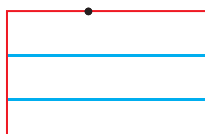
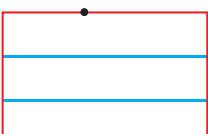
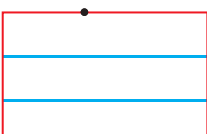
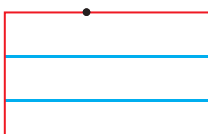
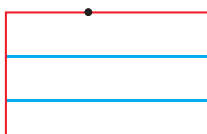
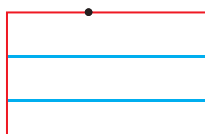
Identify the letters given in the box. Match the picture with its beginning letter.

J
I
K

•
•
•



Trace and write the letter **K**.



Teacher's Note

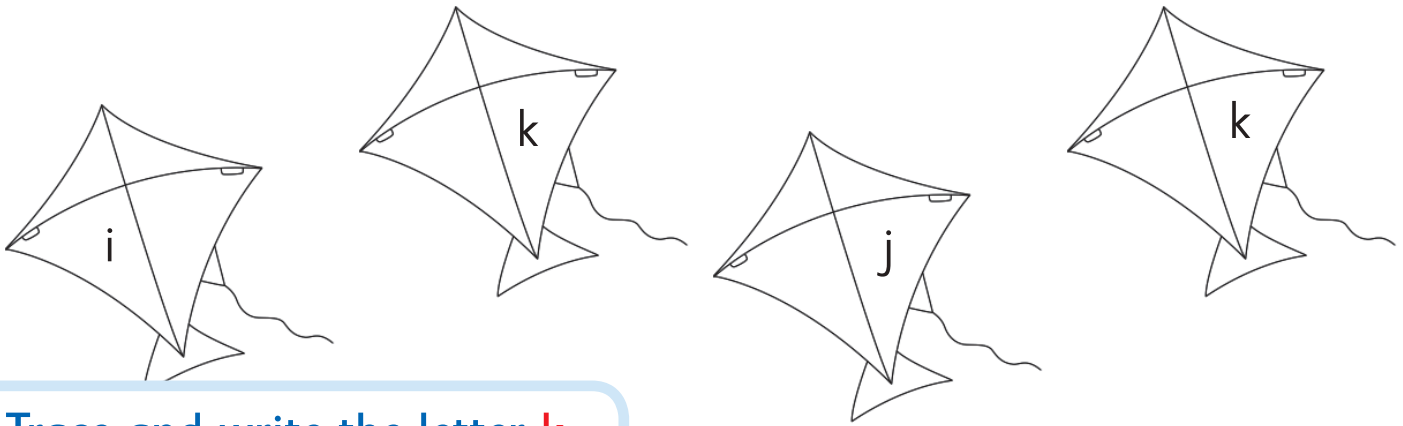
Encourage the children to say the names of things they find in the kitchen.

- ◉ Hand eye coordination ◉ Observation
- ◉ Identification ◉ Fine motor skills



Letter k

Colour the kites with letter **k** in blue.



Trace and write the letter **k**.



Teacher's Note

Engage the children in a fun activity by asking them to collect or draw pictures of objects beginning with the letter **k**.

- Hand eye coordination
- Observation
- Identification
- Fine motor skills



Letter L

Cross out (X) the letter that is incorrect.

L	J	L	Г	L
L	L	J	L	L

Trace and write the letter L.



Teacher's Note

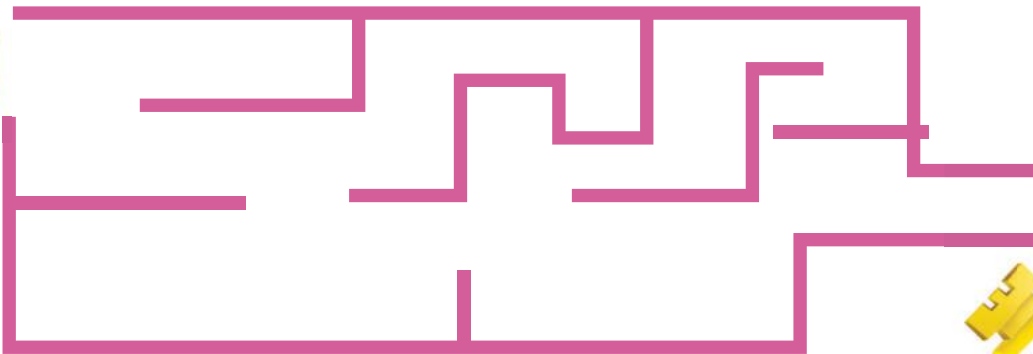
Place the small objects that begin with the letter L in a basket. Ask children to come up one by one, pick up an object from the basket and say its name.

- Hand eye coordination
- Observation
- Identification
- Fine motor skills



Letter I

Trace the path with a crayon and match the lock with key.



Trace and write the letter I.



Teacher's Note

Encourage the children to say the names of animals that begin with the letter I.

- Hand eye coordination
- Observation
- Identification
- Fine motor skills



Letter M

Help the monkey to reach the mango by walking through **M** letter.



M	M	M	M	M	M	M	M	M	M	M
						W	M	E		
Z	M	M	M	M	M	M	M	U		
Q	M	W								
N	M	M	M	M	M	M	M	M	M	M



Trace and write the letter **M**.

M	M	M	M	M
M	M	M	M	M
M	M	M	M	M



Teacher's Note

Give the children cutouts/cards with different letters written on them and ask them to colour the one with the letter **M**.

- Hand eye coordination
- Observation
- Identification
- Fine motor skills




Letter m

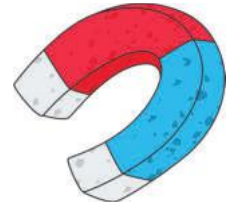
Say the names of these pictures. Write the first letter of each picture.



oon



ouse



agnet

Trace and write the letter m.

m

m

m

m

m

m

m

m

m

m

m

m

m

m

m

.

.

.

.

.

.

.

.

.

.

.

.

.

.

.



Teacher's Note




Encourage the children to say the names of animals that begin with the letter m.

- Hand eye coordination
- Observation
- Identification
- Fine motor skills

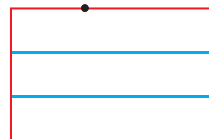
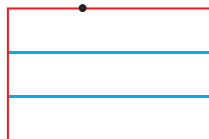
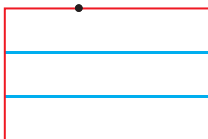
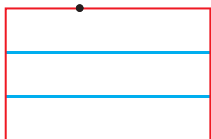
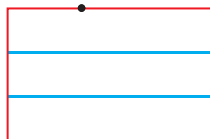
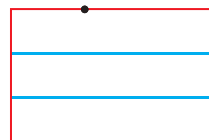
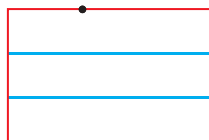
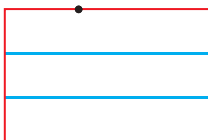
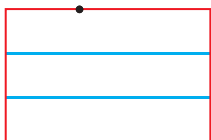
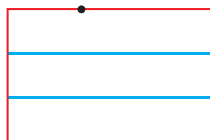
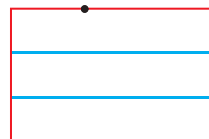
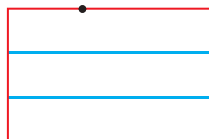
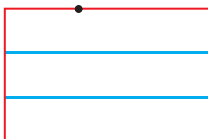
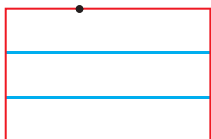
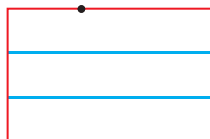
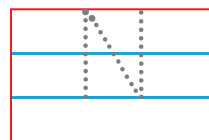
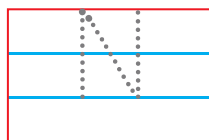
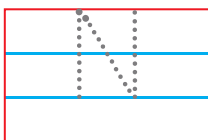
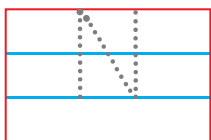
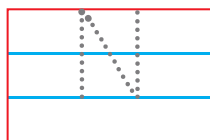
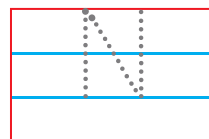
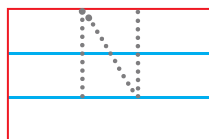
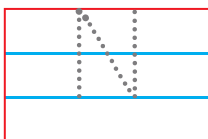
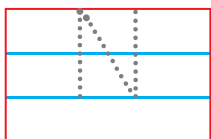
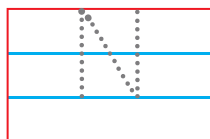
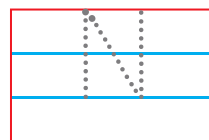
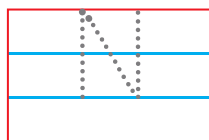
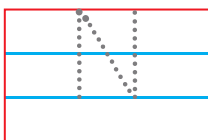
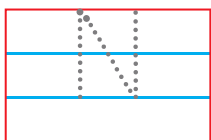
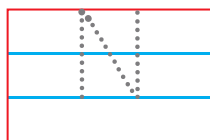


Letter N

Draw lines connecting the **N** net with the **n** nail.



Trace and write the letter **N**.



Teacher's Note

Encourage the children to say the names of objects with the letter **N**.

- Hand eye coordination
- Observation
- Identification
- Fine motor skills



Letter n

Cross out (X) the letter that does not match with the beginning sound of the given picture.



Trace and write the letter n.



Teacher's Note

Tell the children about the uses of nets.

- Hand eye coordination
- Observation
- Identification
- Fine motor skills



Letter O

Identify the letters given in the box. Match the picture with its beginning letter.

M	•	
N	•	
O	•	

Trace and write the letter O.

•	•	•	•	•
•	•	•	•	•
•	•	•	•	•



Teacher's Note


Show pictures of different objects to the children that start with the letter O and ask them to say their names.

- Hand eye coordination • Observation
- Identification • Fine motor skills



Letter o

Circle (○) the orange that have letter O written on them.



Trace and write the letter o.



Teacher's Note

Encourage the children to identify the letter o among the different letters.

- ◉ Hand eye coordination
- ◉ Observation
- ◉ Identification
- ◉ Fine motor skills



Letter P

Circle the letter **P** in the given grid.

B	P	P	C	E	P
P	D	O	P	P	M

Trace and write the letter **P**.



Teacher's Note


Show the picture of a postman to the children and tell them what he does.

- Hand eye coordination
- Observation
- Identification
- Fine motor skills



Letter p

Connect the p's with the picture.



Trace and write the letter p.



Teacher's Note







Encourage the children to say the names of fruits that begin with the letter p.

- Hand eye coordination
- Observation
- Identification
- Fine motor skills




Letters li-Pp

Circle the first letter of the name of each picture.


<p>l</p>  <p>m k j</p>	<p>l</p>  <p>p k o</p>	<p>p</p>  <p>o l i</p>
<p>i</p>  <p>l j k</p>	<p>l</p>  <p>k i j</p>	<p>p</p>  <p>m o i</p>

Match the small letters with the capital letters.

i	•	P
p	•	I
l	•	M
k	•	L
m	•	O
o	•	J
j	•	K



Say the name of each picture and write its beginning letter in capital and samll.



Cross out (X) the picture that does not begin with the sound of the letter in the box.

j



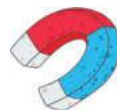
l



n



o



p





Letter Q

Circle the letter **Q** with orange colour.

Q	O	P	A	E
D	Q	C	B	I
F	G	H	J	Q

Trace and write the letter **Q**.



Teacher's Note

Encourage the children to say the words that begin with the sound /q/.

- Hand eye coordination
- Observation
- Identification
- Fine motor skills

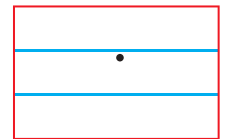
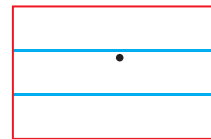
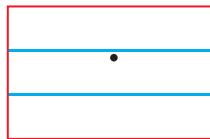
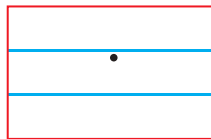
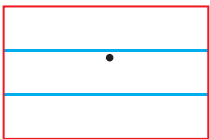
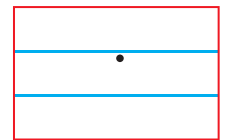
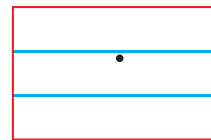
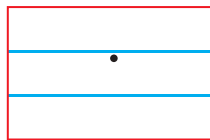
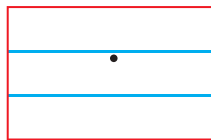
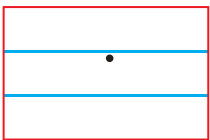
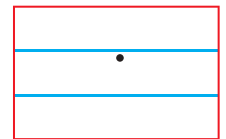
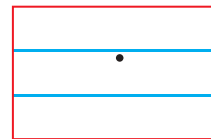
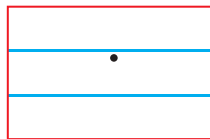
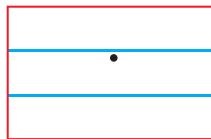
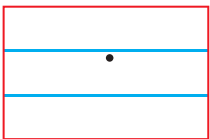
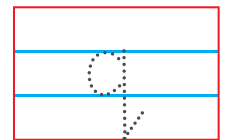
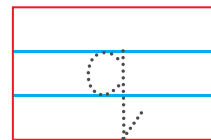
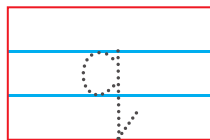
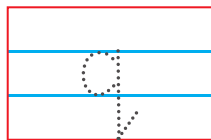
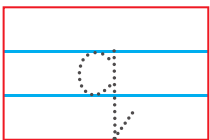
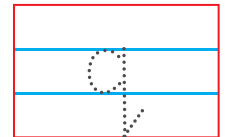
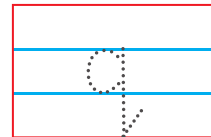
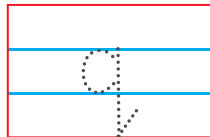
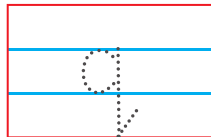
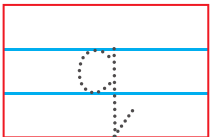
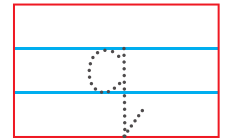
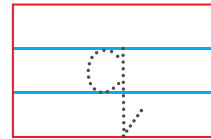
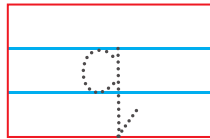
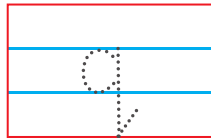
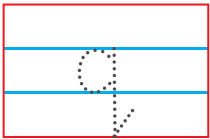


Letter q

Help the queen reach the castle by making the path with a crayon.



Trace and write the letter q.



Teacher's Note

Give paperslips with different letters to the children and ask them to show the letter q.

- Hand eye coordination
- Observation
- Identification
- Fine motor skills



Letter R

Say these words and fill in the blanks to complete their names.



____ose



____abbit



____ing

Trace and write the letter **R**.

R

R

R

R

R

R

R

R

R

R

R

R

R

R

R

•

•

•

•

•

•

•

•

•

•

•

•

•

•

•



Teacher's Note

Encourage the children to say the names of objects that begin with the sound /r/.

- Hand eye coordination
- Observation
- Identification
- Fine motor skills



Letter r

Draw the rain on the clouds.



Trace and write the letter r.



Teacher's Note

Give the children flashcards with different letters written on them and ask them to pick the letter r.

- Hand eye coordination
- Observation
- Identification
- Fine motor skills



Letter S

Identify the letters given in the box. Match the picture with its beginning letter.

Q
R
S

Trace and write the letter S.



Teacher's Note

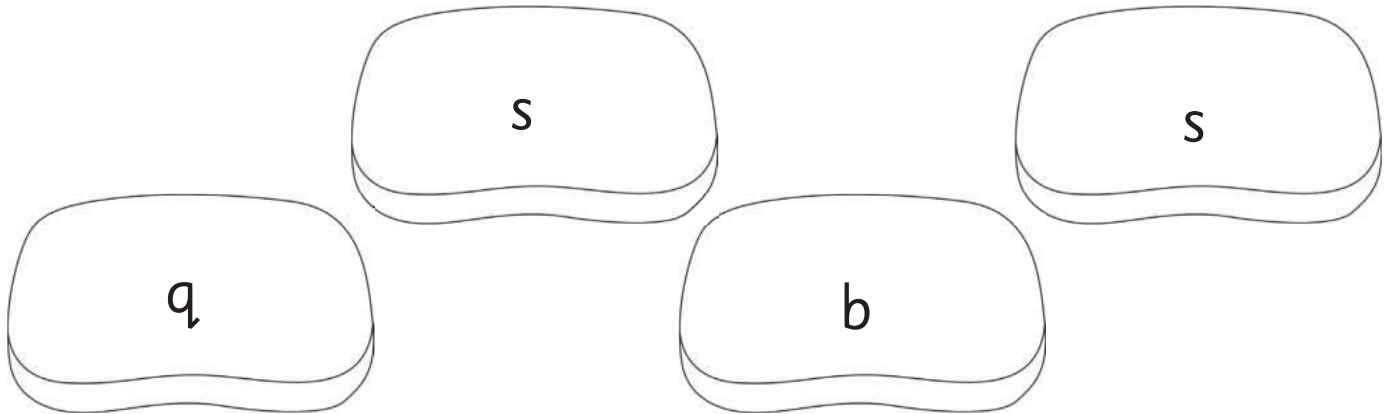
Show picture cards of objects that start with the letter S and encourage the children to repeat the words after you.

- ◉ Hand eye coordination ◉ Observation
- ◉ Identification ◉ Fine motor skills



Letter s

Colour the soaps with letter **s** in yellow.



Trace and write the letter **s**.

s	s	s	s	s
s	s	s	s	s
s	s	s	s	s
.
.
.



Teacher's Note



Encourage the children to say two words starting with the letter **s**, like sun and soap.

- Hand eye coordination
- Observation
- Identification
- Fine motor skills

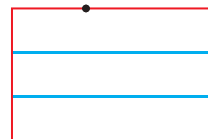
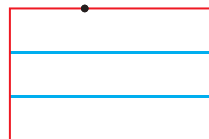
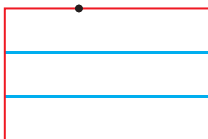
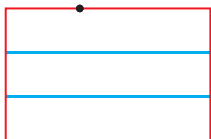
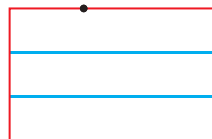
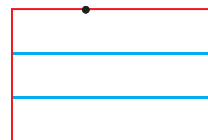
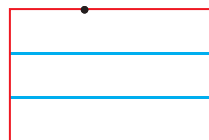
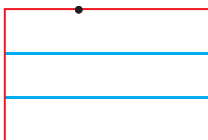
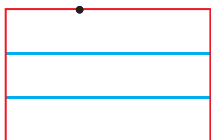
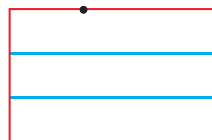
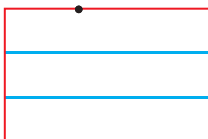
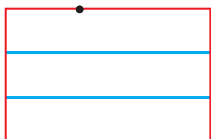
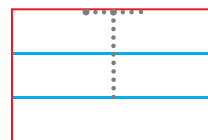
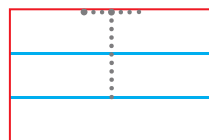
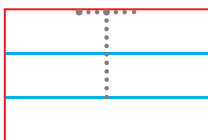
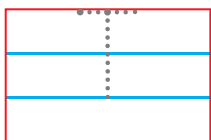
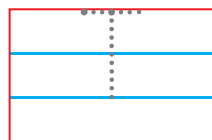
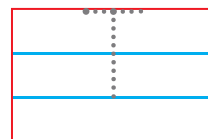
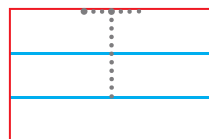
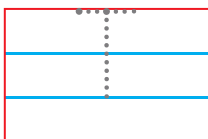
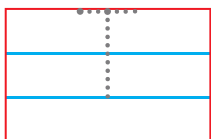
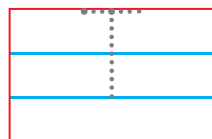
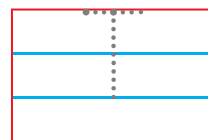
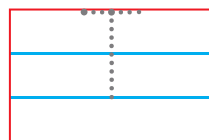
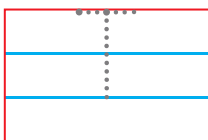
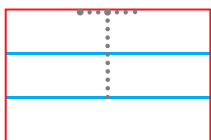
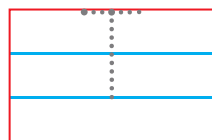


Letter T

Look at the pictures and tick (✓) the triangle with the letter that matches with the pictures.



Trace and write the letter T.



Teacher's Note

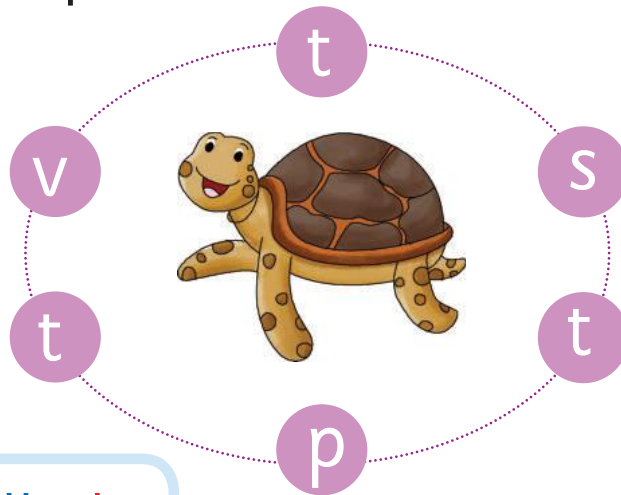
Tell the children what we get from trees.

- Hand eye coordination
- Observation
- Identification
- Fine motor skills



Letter t

Connect the t's with the picture.



Trace and write the letter t.



Teacher's Note

Encourage the children to say the names of animals that begin with the letter t.

- Hand eye coordination
- Observation
- Identification
- Fine motor skills



Letter U

Circle the letter **U** with red colour.

U

U	t	U	b	f
h	U	c	U	i
U	i	U	f	U

Trace and write the letter **U**.



Teacher's Note

Show flashcards with pictures of objects that begin with the letter **U** to the children and ask them to identify the initial sound of each object.

- Hand eye coordination ◦ Observation
- Identification ◦ Fine motor skills

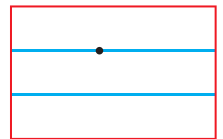
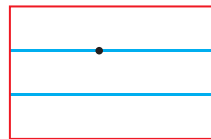
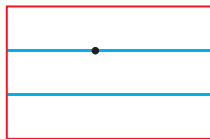
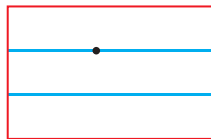
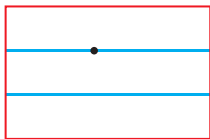
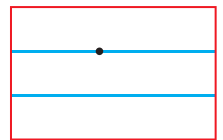
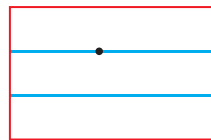
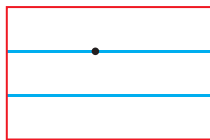
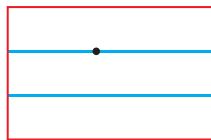
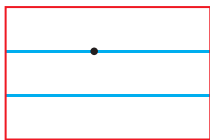
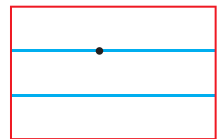
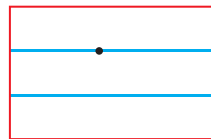
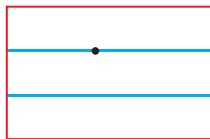
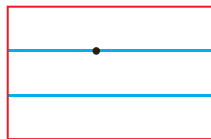
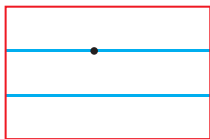
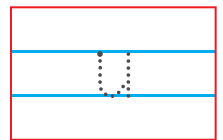
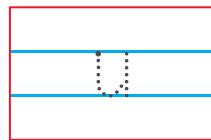
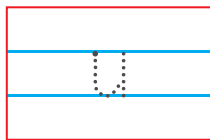
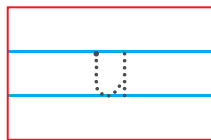
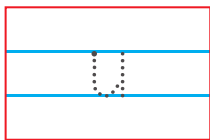
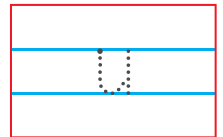
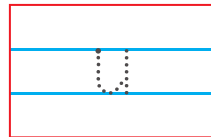
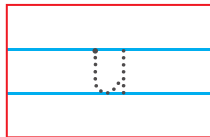
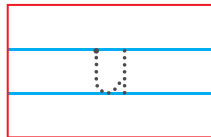
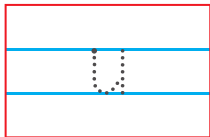
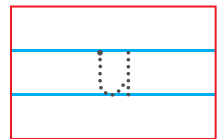
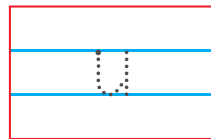
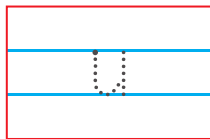
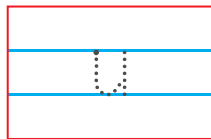
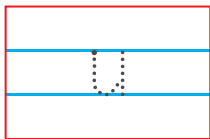


Letter u

Cross out (X) the picture that does not begin with u.



Trace and write the letter u.



Teacher's Note

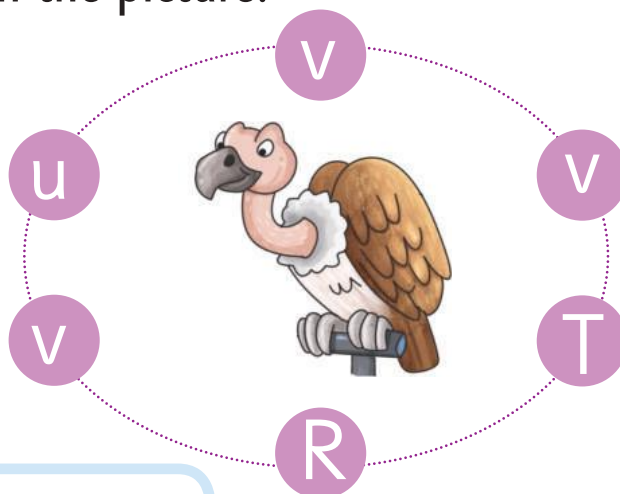
Play a game with the children where you say different words, then ask the children to clap if the word starts with the letter u.

- Hand eye coordination
- Observation
- Identification
- Fine motor skills



Letter V

Connect the V's with the picture.



Trace and write the letter V.



Teacher's Note

Show the picture of a vulture to the children and tell them about it.

- Hand eye coordination
- Observation
- Identification
- Fine motor skills



Letter v

Cross out (X) the letter that is incorrect.

V	Λ	Λ	Λ	V	V
V	V	V	V	Λ	V

Trace and write the letter v.

V	V	V	V	V
V	V	V	V	V
V	V	V	V	V
.
.
.



Teacher's Note

Ask the children to say the names of objects that begin with the letter v.

- Hand eye coordination
- Observation
- Identification
- Fine motor skills



Letter W

Tick (✓) the letter W on the bricks of the wall.

W	M	W	M	W	M
M	W	N	W	N	W

Trace and write the letter W.



Teacher's Note

Show the pictures of different objects to the children that start with the letter W and ask them to say their names.

- Hand eye coordination
- Observation
- Identification
- Fine motor skills



Letter w

Colour the circles with the letter **w**.

w	e	F	t	w	r	t
b	M	w	m	p	u	e
w	a	J	c	w	w	a

Trace and write the letter **w**.

w	w	w	w	w
w	w	w	w	w
w	w	w	w	w
.
.
.



Teacher's Note

Encourage the children to identify the letter **w** among the different letters.

- Hand eye coordination
- Observation
- Identification
- Fine motor skills



Letter X

Circle the letter **X** with brown colour.

X	R	T	X	A	X	f
S	W	Q	U	C	X	
X	P	X	D	X	G	

Trace and write the letter **X**.



Teacher's Note

Encourage the children to say the names of objects that begin with the letter **X**.

- ◉ Hand eye coordination
- ◉ Observation
- ◉ Identification
- ◉ Fine motor skills

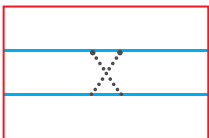
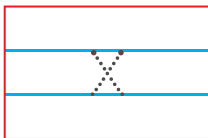
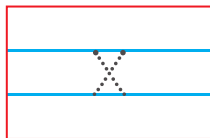
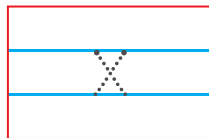
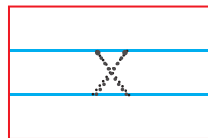
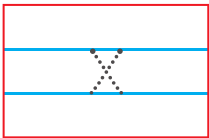
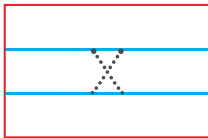
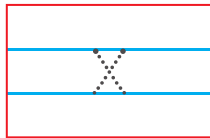
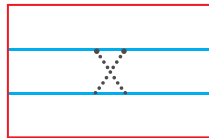
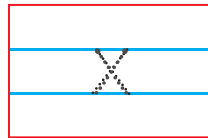
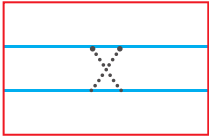
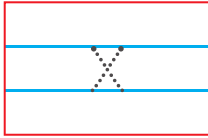
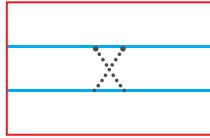
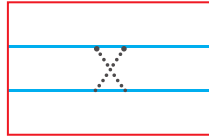
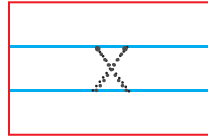
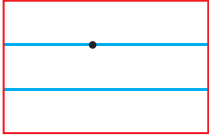
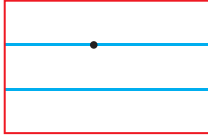
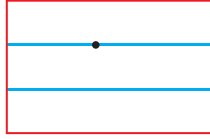
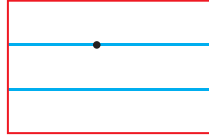
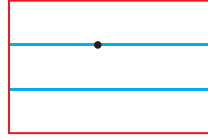
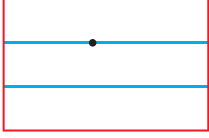
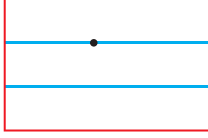
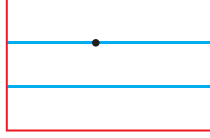
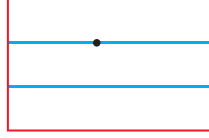
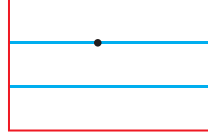
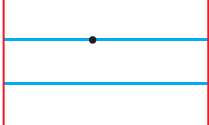
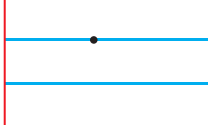
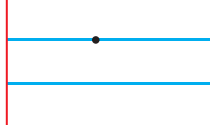
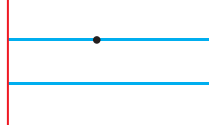
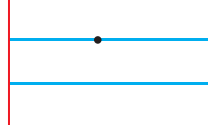


Letter x

Cross out (X) the object that does not begin with the same sound as that of the given letter.

	X		W			X	
---	---	---	---	--	---	---	---

Trace and write the letter x.



Teacher's Note


Let the children draw or colour objects starting with x.

- Hand eye coordination
- Observation
- Identification
- Fine motor skills



Letter Y

Write the letter that comes after the letter, given in the Yo-Yo.



Trace and write the letter Y.



Teacher's Note

Tell the uses of yarn to the children.

- Hand eye coordination
- Observation
- Identification
- Fine motor skills



Letter y

Say these words and fill in the blanks to complete their names.



acht

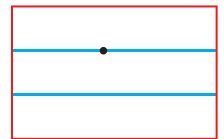
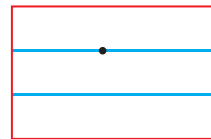
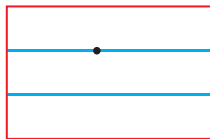
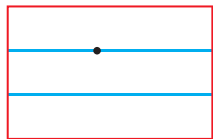
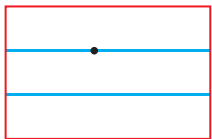
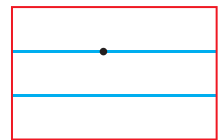
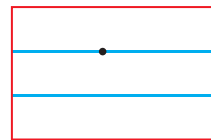
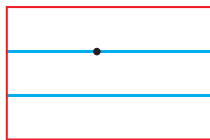
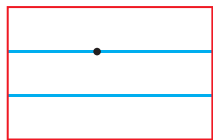
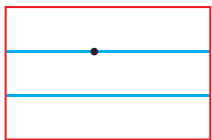
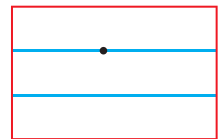
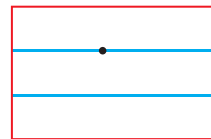
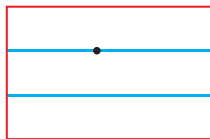
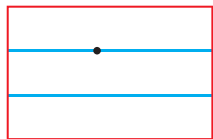
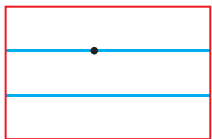
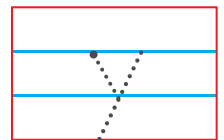
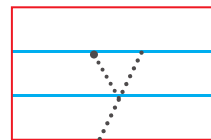
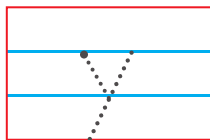
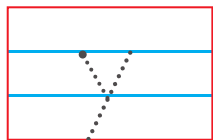
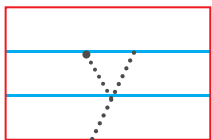
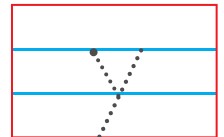
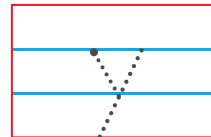
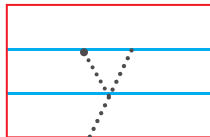
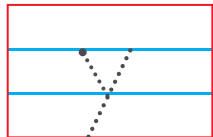
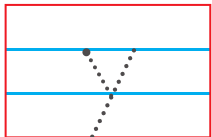
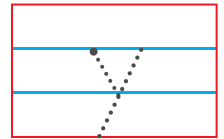
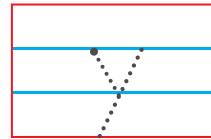
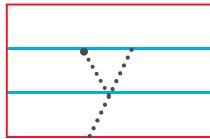
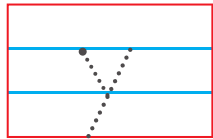
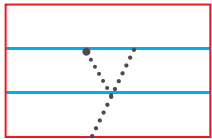


ak



olk

Trace and write the letter y.



Teacher's Note

Organise a yoga class for the children.

- Hand eye coordination
- Observation
- Identification
- Fine motor skills



Letter Z

Circle the incorrect letter **Z** in each row.

Z	Σ	Z	Z	Σ	Z
Σ	Z	Σ	Z	Z	Σ

Trace and write the letter **Z**.



Teacher's Note

Give paperslips with different letters to the children and ask them to show the letter **Z**.

- ◉ Hand eye coordination
- ◉ Observation
- ◉ Identification
- ◉ Fine motor skills



Letter z

Circle all the zeroes.

1

0

7

0

8

0

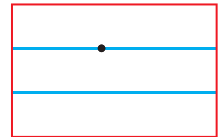
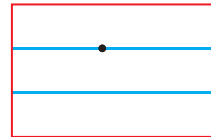
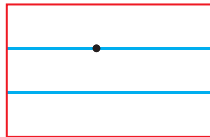
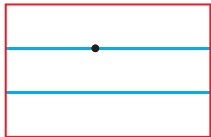
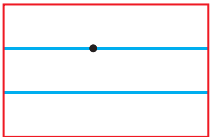
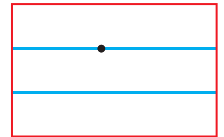
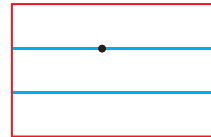
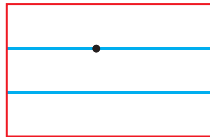
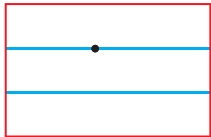
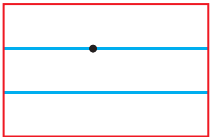
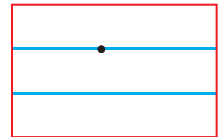
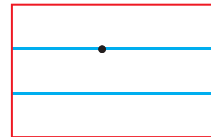
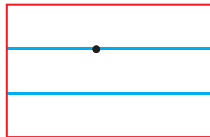
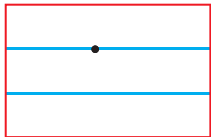
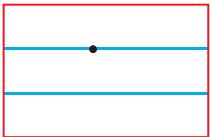
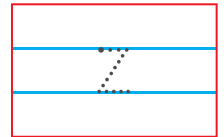
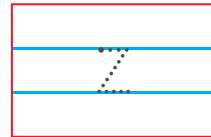
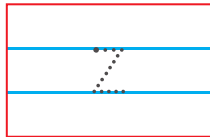
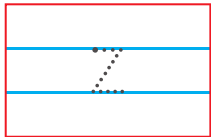
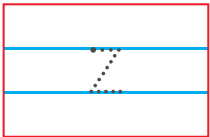
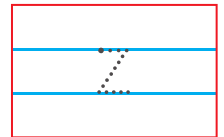
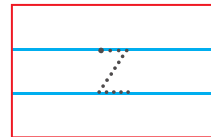
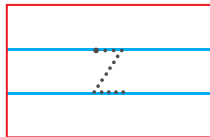
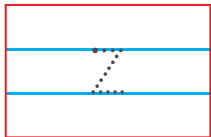
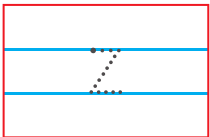
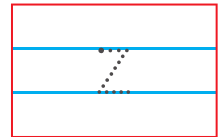
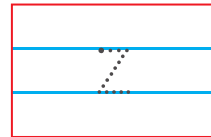
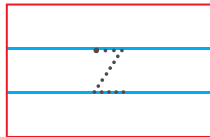
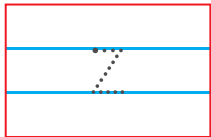
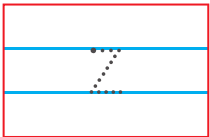
6

3

0

9

Trace and write the letter z.



Teacher's Note

Ask the children to say the names of animals that they see in a zoo.

- Hand eye coordination
- Observation
- Identification
- Fine motor skills



Letters a to z

Write the missing letters from a to z.

a

e

h

j

k

n

q

t

u

w

y





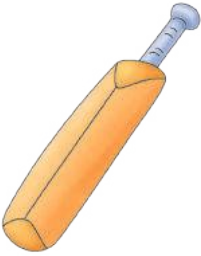
Special Letters

Short vowel sound /a/

Circle the vowels green and consonants yellow.

e	s	q	u	i	z	w	n
i	e	g	p	x	e	w	l
b	v	o	u	q	m	t	a

Look at each picture and write the middle letter for each of them.



b	t
---	---



c	p
---	---



j	m
---	---



b	y
---	---






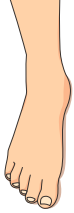



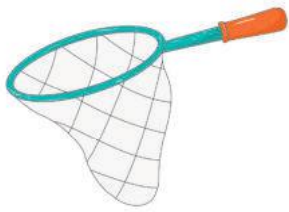
s	d
---	---




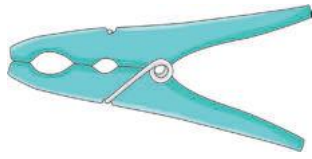
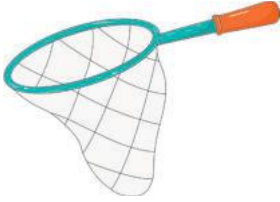

p	n
---	---

Short vowel sound /e/

Look at the pictures and write the missing letter.

  <p> p b d n </p>	  <p> j l g t </p>
  <p> t k y n </p>	  <p> h n t n </p>

Say the names of these pictures and tick (✓) the correct words.

 <input type="checkbox"/> den <input type="checkbox"/> hen	 <input type="checkbox"/> beg <input type="checkbox"/> peg
 <input type="checkbox"/> pet <input type="checkbox"/> net	 <input type="checkbox"/> red <input type="checkbox"/> bed

Short vowel sound /i/

Circle the correct word for each of the picture.



bin

fin



wig

fig



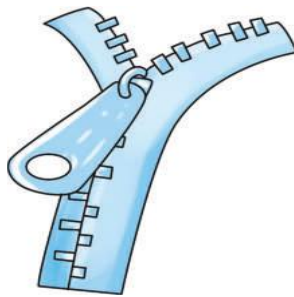
mix

six



nib

rib



zip

sip



sit

kit

Circle the words with a blue crayon with the short vowel sound /i/.

pin

den

fin

mix

cap

hit

bit

fed

bib

dad

nib

bag

cab

beg

jam

wig

fin

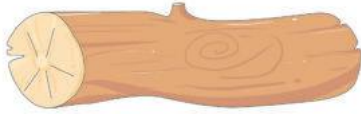
net

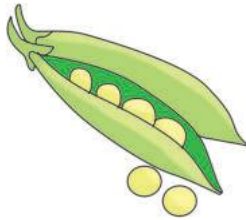
can

rat

Short vowel sound /o/

Look at the pictures and write their name.





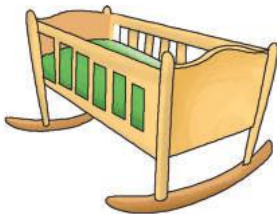








Tick (✓) the correct word for each picture.



dot

cot



hot

dot



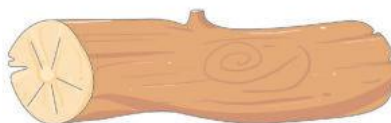
top

hop



sob

mop



fog

log



box

fox

Short vowel sound /u/

Match the pictures with the words.




jug

hat

bun

tub

Say the names of these pictures. Write the middle letter of their name.



n t

m g

c b



s n

c p

b d