



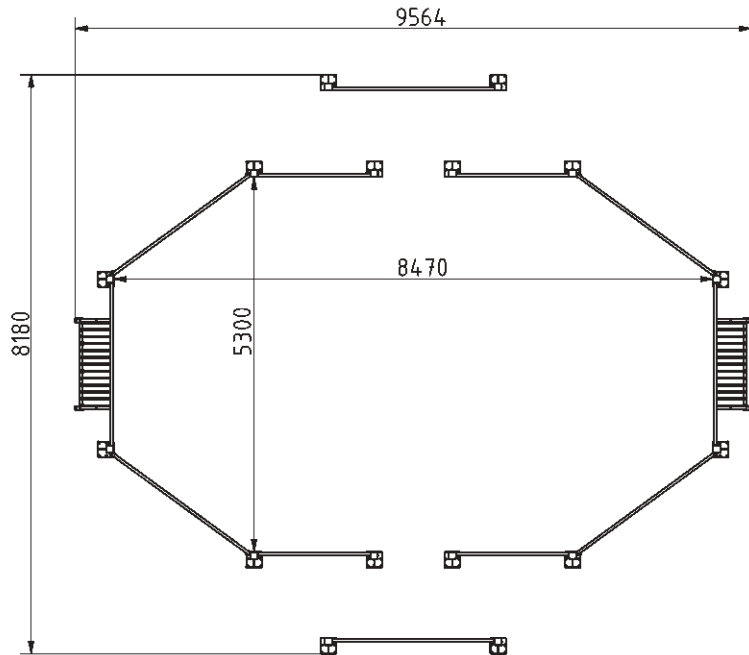
Ellipse

The BeStrong Panna Ellipse is a uniquely designed sports structure crafted for engaging Panna Football games. Standing at a fence height of 2000 mm, this elliptical arena ensures a safe and exciting playing environment for both one-on-one and two-on-two matches.

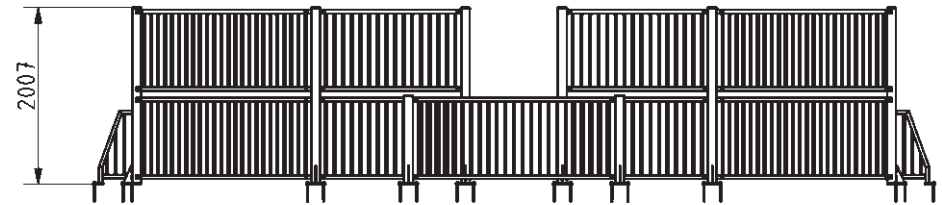
Attributes

Product code	4-3-036
Construction	Based on EN 15312 norms
Age group	3 + years
Type	PANNA
Total area	78 m ²
Playing area	45 m ²

Plan View



Side View



Equipment

Panna Goals

2 units

Technical specification

Anchoring option
 Net weight
 Material
 Anti-corrosion possibility
 Fence height
 Color options

Surface mounted
 943 kg
 S235
 Galvanized or EPD
 2000 mm



Warranty

Structure	25-15 years
Steel	5-10 years
Paint	2 years
Plastic	5-10 years
Rubber	1-3 years
Moving parts	2 years



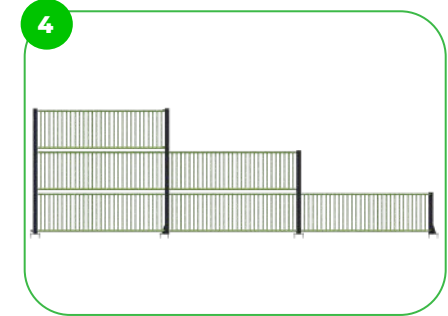
The MUGA is made of high-quality S235 steel, featuring vandal-proof stainless steel screws and nuts. It undergoes sandblasting for cleaning and receives a corrosion-resistant powder coating finish. Additionally, a galvanized surface option is available for enhanced protection and longevity.




Our MUGA features reinforced base plates fixed to a concrete base, ensuring stability and durability. This design can withstand intense sports activities, maintaining its structural integrity due to the solid foundation provided by the concrete base and the added strength of the reinforced base plates.



Our MUGA's post ends are sealed with injection moulded plastic, enhancing durability and safety. This feature ensures a smooth finish, reducing wear and tear while providing additional protection against elements.



BeStrong MUGA's are designed in a modular system, offering easy customization of fence height/width, goal numbers, basketball hoops, and entrances. Tailored to your needs, they adapt to various sports activities, providing flexibility and creativity in shaping your sports area.



The MUGA small Panna Goals are compact and measure 1280x732 mm. They are designed specifically for Panna games providing an ideal size for fast-paced, small-sided matches. These goals are perfect for both recreational play and organised tournaments. Their sturdy construction ensures durability and long-lasting performance, making them a great addition to any MUGA.



The entrance panel is designed to prevent the ball from leaving the playing area. With its appropriate length and positioning, it acts as a barrier ensuring that the ball remains within the designated game space while maintaining the aesthetic appeal of the arena.

BESTRONG

 [bestrongworld](https://www.facebook.com/bestrongworld)  [bestrongworld](https://www.instagram.com/bestrongworld)  [global.bestrong.com](https://www.global.bestrong.com)  info@bestrong.com



Sport and fitness products are compliant with the EN15312 and ASTM Standards.