



PORCELAIN TILES

from

statements | TILE & STONE



CONTENTS

<i>Abaco</i>	4	<i>Intarsi</i>	56	<i>Slash</i>	108
<i>Advantage</i>	6	<i>Kado</i>	58	<i>Stage</i>	110
<i>AExtra 20</i>	8	<i>Kintsugi</i>	60	<i>Statuary</i>	112
<i>Aran</i>	10	<i>Kit-Kat</i>	62	<i>Stoneways</i>	114
<i>Ara Stone</i>	12	<i>Lassa</i>	64	<i>Storm</i>	116
<i>Block</i>	14	<i>Link</i>	66	<i>Ulisse</i>	118
<i>Boost Stone</i>	16	<i>Log</i>	68	<i>Unique Infinity</i>	120
<i>Brick</i>	18	<i>Mansion</i>	70	<i>Venistone</i>	122
<i>Casablanca</i>	20	<i>Marble Dolomita</i>	72	<i>Viceversa</i>	124
<i>CC Mosaics</i>	22	<i>Marble Lincoln</i>	74	<i>Vonn</i>	126
<i>CC Mosaics +</i>	24	<i>Marvel Diva</i>	76	<i>Washi</i>	128
<i>Cemento</i>	26	<i>Marvel Meraviglia</i>	78	<i>Wide</i>	130
<i>Ceppo di Gré</i>	28	<i>Marvel X</i>	80	<i>WOW 60°</i>	132
<i>City</i>	30	<i>Norr</i>	82	<i>WOW Abbey Stone</i>	134
<i>Class</i>	32	<i>Nyuma</i>	84	<i>WOW Bejmat</i>	136
<i>Clay</i>	34	<i>Oda</i>	86	<i>WOW Cottage</i>	138
<i>Cortina</i>	36	<i>Open Air</i>	88	<i>WOW Gea</i>	140
<i>Elegance Pro</i>	38	<i>Oudh</i>	90	<i>WOW Mest. Chat.</i>	142
<i>Elysian</i>	40	<i>Pigmento</i>	92	<i>WOW Raster</i>	144
<i>Evo 2</i>	42	<i>Plaza Nueva</i>	94	<i>WOW Solid</i>	146
<i>Fabrika</i>	44	<i>Prestigio Onyx</i>	96	<i>WOW Stardust</i>	148
<i>Fika</i>	46	<i>Quarziti</i>	98	<i>WOW Tesserae</i>	150
<i>Flauti</i>	48	<i>Renaissance</i>	100	<i>WOW Trencadis</i>	152
<i>Fuoritono</i>	50	<i>Salt Stone</i>	102	<i>WOW Wellness: Aqua</i>	154
<i>Gallipoli</i>	52	<i>Signature</i>	104	<i>WOW Wellness: Marble</i>	156
<i>Glocal</i>	54	<i>Sio</i>	106	<i>WOW Wellness: Sukabumi</i>	158



Abaco
GRAFITO

Abaco

*Innovative, versatile and extremely functional.
Taking the nuances of concrete to their
highest expression, improving them
with the durability of porcelain.*



Abaco
IN & OUT GRAFITO



Abaco
ARENA



GRIS

12 x 24

Thickness: 8.7mm

Lead Time: 2 weeks



GRAFITO

12 x 24

Thickness: 8.7mm

Lead Time: 2 weeks



ARENA

12 x 24

Thickness: 8.7mm

Lead Time: 2 weeks



IN & OUT GRIS

24 x 48

Thickness: 8.7mm

Lead Time: 2 weeks



IN & OUT GRAFITO

24 x 48

Thickness: 8.7mm

Lead Time: 2 weeks



IN & OUT ARENA

24 x 48

Thickness: 8.7mm

Lead Time: 2 weeks



Advantage

Made up of a thoughtfully curated selection of premium porcelain tiles chosen for their exceptional design, versatility, and value.





ASTERIA GRAY

12 x24

Thickness: 8.5mm

Lead Time: Seattle Stock



BALEARIC WHITE

12 x24

Thickness: 8.5mm

Lead Time: Seattle Stock




POLARE WHITE

12 x24

Thickness: 8.5mm

Lead Time: Seattle Stock



OBSIDIAN WHITE

12 x24

Thickness: 8.5mm

Lead Time: Seattle Stock



OBSIDIAN GREY

12 x24

Thickness: 8.5mm

Lead Time: Seattle Stock



OBSIDIAN GRAPHITE

12 x24

Thickness: 8.5mm

Lead Time: Seattle Stock



METROPOLITAN ANTHRACITE

12 x24

Thickness: 8.5mm

Lead Time: Seattle Stock



ARENARIA WHITE

12 x24

Thickness: 8.5mm

Lead Time: Seattle Stock



ARENARIA BEIGE

12 x24

Thickness: 8.5mm

Lead Time: Seattle Stock



HEARTH WHITE

12 x24

Thickness: 8.5mm

Lead Time: Seattle Stock



HEARTH SILVER

12 x24

Thickness: 8.5mm

Lead Time: Seattle Stock



HEARTH SAND

12 x24

Thickness: 8.5mm

Lead Time: Seattle Stock



HEARTH TAUPE

12 x24

Thickness: 8.5mm

Lead Time: Seattle Stock



ROMAN BEIGE

12 x24

Thickness: 8.5mm

Lead Time: Seattle Stock



PIEDMONT SAND

12 x24

Thickness: 8.5mm

Lead Time: Seattle Stock



FLORET BEIGE

12 x24

Thickness: 8.5mm

Lead Time: Seattle Stock



TRAVERTINO BEIGE

12 x24

Thickness: 8.5mm

Lead Time: Seattle Stock



TUSCAN BEIGE

12 x24

Thickness: 8.5mm

Lead Time: Seattle Stock



FLORET GRAY

12 x24

Thickness: 8.5mm

Lead Time: Seattle Stock



TRAVERTINO GRAY

12 x24

Thickness: 8.5mm

Lead Time: Seattle Stock



TUSCAN GRAY

12 x24


Thickness: 8.5mm

Lead Time: Seattle Stock




AExtra 20

*Amplify the emotions of outdoor living.
With an anti-slip surface finish and five natural colors,
these rectified porcelain pavers are the perfect solution
for any outdoor flooring.*



AExtra 20
PENNSYLVANIA BLUE



PENNSYLVANIA BLUE

24 x24

Thickness: 20mm



PENNSYLVANIA GREY

24 x24

Thickness: 20mm



TITANIO

24 x24

Thickness: 20mm
Lead Time: 3-5 days



GEA

24 x24

Thickness: 20mm



GRAUSTEIN

24 x24

Thickness: 20mm



Aran

Rich tonal variations and luxurious depth make Aran a versatile choice, seamlessly complementing both classic interiors and modern spaces.



DARK GREY
12 x 24
Thickness: 9mm



DARK GREY
12 x 24
Thickness: 9mm



DARK GREY
12 x 24
Thickness: 9mm

CERAMIC (WALL ONLY):



DARK GREY VALLEY
12 x 36
Thickness: 10.8mm



GREY VALLEY
12 x 36
Thickness: 10.8mm



LIGHT GREY VALLEY
12 x 36
Thickness: 10.8mm



Ara Stone

A stoneware collection with a profoundly natural character generates surprising compositions.





Ara Stone
WHITE



Ara Stone
BEIGE



Ara Stone
GREY



Ara Stone
BLACK



WHITE NATURAL

24 x 24

Thickness: 10mm

Lead Time: Seattle Stock



WHITE POLISHED

24 x 48

Thickness: 10mm

Lead Time: Seattle Stock




WHITE WIRE NATURAL

24 x 48

Thickness: 10mm

Lead Time: Seattle Stock



BEIGE NATURAL

24 x 24

Thickness: 10mm

Lead Time: Seattle Stock



BEIGE POLISHED

24 x 48

Thickness: 10mm

Lead Time: Seattle Stock



BEIGE WIRE NATURAL

24 x 48

Thickness: 10mm

Lead Time: Seattle Stock



GREY NATURAL

24 x 24

Thickness: 10mm

Lead Time: Seattle Stock



GREY POLISHED

24 x 48

Thickness: 10mm

Lead Time: Seattle Stock



GREY WIRE NATURAL

24 x 48

Thickness: 10mm

Lead Time: Seattle Stock



BLACK NATURAL

24 x 24

Thickness: 10mm

Lead Time: Seattle Stock



BLACK POLISHED

24 x 48

Thickness: 10mm

Lead Time: Seattle Stock



BLACK WIRE NATURAL

24 x 48

Thickness: 10mm

Lead Time: Seattle Stock



Block
NEGRO

Block

Contemporary and trendy colors with
a variety of geometric shapes.




Block
HEXAGON VERDE



Block
VERDE & GRIS




Block
HEXAGON MIX



BLANCO

4 x 24

Thickness: 9.5mm
Lead Time: 2 weeks



GRIS

4 x 24

Thickness: 9.5mm
Lead Time: 2 weeks



ACERO

4 x 24

Thickness: 9.5mm
Lead Time: 2 weeks



VERDE

4 x 24

Thickness: 9.5mm
Lead Time: 2 weeks



AZUL

4 x 24


Thickness: 9.5mm
Lead Time: 2 weeks



NEGRO

4 x 24


Thickness: 9.5mm
Lead Time: 2 weeks



HEXAGON BLANCO

5 x 6


Thickness: 9mm
Lead Time: 2 weeks



HEXAGON GRIS

5 x 6

Thickness: 9mm
Lead Time: 2 weeks



HEXAGON ACERO

5 x 6

Thickness: 9mm
Lead Time: 2 weeks



HEXAGON VERDE

5 x 6

Thickness: 9mm
Lead Time: 2 weeks



HEXAGON AZUL

5 x 6

Thickness: 9mm
Lead Time: 2 weeks



HEXAGON NEGRO

5 x 6

Thickness: 9mm
Lead Time: 2 weeks



Boost Stone

Inspired by limestone and produced in a range of neutral tones, it allows you to create environments with a strong contemporary accent.



WHITE
24 x 24
Thickness: 9mm



PEARL
24 x 24
Thickness: 9mm



GREY
24 x 24
Thickness: 9mm



SMOKE
24 x 24
Thickness: 9mm



TARMAC
24 x 24
Thickness: 9mm



IVORY
24 x 24
Thickness: 9mm



CREAM
24 x 24
Thickness: 9mm



CLAY
24 x 24
Thickness: 9mm



TAUPE
24 x 24
Thickness: 9mm



TOBACCO
24 x 24
Thickness: 9mm



Brick

Reincarnation of centuries-old
building material.



Brick
BRISTOL RUST



Brick
BRISTOL UMBER



NEW YORK WHITE

2.5 x 10

Thickness: 10mm



NEW YORK ALMOND

2.5 x 10

Thickness: 10mm



NEW YORK GREY

2.5 x 10

Thickness: 10mm



NEW YORK BLACK

2.5 x 10

Thickness: 10mm



BRISTOL CREAM

2.5 x 10

Thickness: 10mm



BRISTOL RUST

2.5 x 10

Thickness: 10mm



BRISTOL RED

2.5 x 10

Thickness: 10mm



BRISTOL UMBER

2.5 x 10

Thickness: 10mm



BRISTOL DARK

2.5 x 10

Thickness: 10mm



Casablanca

*Detailed encaustic patterns in a porcelain tile
with a play on color.*





Casablanca
FOND



MARKET

8 x 8

Thickness: 8.2mm
Lead Time: 2 weeks



MARKET BLUE

8 x 8

Thickness: 8.2mm
Lead Time: 2 weeks



HERITAGE

8 x 8

Thickness: 8.2mm
Lead Time: 2 weeks



HERITAGE BLUE

8 x 8

Thickness: 8.2mm
Lead Time: 2 weeks



FOND

8 x 8

Thickness: 8.2mm
Lead Time: 2 weeks



AQUA

8 x 8

Thickness: 8.2mm
Lead Time: 2 weeks



SOLID BLACK

8 x 8


Thickness: 8.2mm
Lead Time: 2 weeks



SOLID GRAY

8 x 8

Thickness: 8.2mm
Lead Time: 2 weeks



SOLID WHITE

8 x 8

Thickness: 8.2mm
Lead Time: 2 weeks



WHITE HEXAGON

8 x 9

Thickness: 8.2mm
Lead Time: 2 weeks



GRAY HEXAGON

8 x 9

Thickness: 8.2mm
Lead Time: 2 weeks



BLACK HEXAGON

8 x 8

Thickness: 8.2mm
Lead Time: 2 weeks



CC Mosaics

Timeless patterns and classic colorways.




WHITE PENNY ROUND

Bright & Matte 12 x 12 sheet

Thickness: 6mm

Lead Time: 2 weeks



GREY PENNY ROUND

Bright & Matte 12 x 12 sheet

Thickness: 6mm

Lead Time: 2 weeks



BLACK PENNY ROUND

Bright & Matte 12 x 12 sheet

Thickness: 6mm

Lead Time: 2 weeks




COBALT PENNY ROUND

Bright 12 x 12 sheet

Thickness: 6mm

Lead Time: 2 weeks




**RED PEPPER
PENNY ROUND**

Bright 12 x 12 sheet

Thickness: 6mm

Lead Time: 2 weeks




**GRAY & WHITE
PENNY ROUND**

Matte 10 x 9 sheet

Thickness: 6mm

Lead Time: 2 weeks



**BLACK & WHITE
PENNY ROUND**

Matte 10 x 9 sheet

Thickness: 6mm

Lead Time: 2 weeks




**OCTOGON
SNOW WHITE**

Matte 12 x 12 sheet

Thickness: 6mm

Lead Time: 2 weeks



**OCTOGON
WHITE & GREY**

Matte 12 x 12 sheet

Thickness: 6mm

Lead Time: 2 weeks



**OCTOGON
WHITE & BLACK**

Matte 12 x 12 sheet

Thickness: 6mm

Lead Time: 2 weeks



**BASKETWEAVE WHITE
& BLACK DOT**

Matte 12 x 12 sheet

Thickness: 6mm

Lead Time: 2 weeks




**BASKETWEAVE WHITE
& GREY DOT**

Matte 12 x 12 sheet

Thickness: 6mm

Lead Time: 2 weeks




**PINWHEEL
WHITE & BLACK**

Matte 12 x 12 sheet

Thickness: 6mm

Lead Time: 2 weeks




**WHITE 1x1
SQUARE MOSAIC**

Matte 12 x 12 sheet

Thickness: 6mm

Lead Time: 2 weeks




**WHITE 1x1
SQUARE MOSAIC**

Matte 12 x 12 sheet

Thickness: 6mm

Lead Time: 2 weeks



HEXAGON WHITE 2"

Matte 12 x 12 sheet

Thickness: 6mm

Lead Time: 2 weeks




HEXAGON BLACK 2"

Matte 12 x 12 sheet

Thickness: 6mm

Lead Time: 2 weeks




HEXAGON GRAY 2"

Matte 12 x 12 sheet

Thickness: 6mm

Lead Time: 2 weeks




HEXAGON WHITE 1"

Matte 12 x 12 sheet

Thickness: 5.4mm

Lead Time: 2 weeks




HEXAGON BLACK 1"

Matte 12 x 12 sheet

Thickness: 5.4mm

Lead Time: 2 weeks




HEXAGON GRAY 1"

Matte 12 x 12 sheet

Thickness: 5.4mm

Lead Time: 2 weeks



**HEXAGON WHITE
& BLACK 1"**

Matte 12 x 12 sheet

Thickness: 5.4mm

Lead Time: 2 weeks



**FLOWER HEX WHITE
& BLACK 1"**

Matte 12 x 12 sheet

Thickness: 5.4mm

Lead Time: 2 weeks



**WHITE DIAMOND
HERRINGBONE**

Matte 12 x 12 sheet

Thickness: 6mm

Lead Time: 2 weeks



WHITE LANTERN

Bright 12 x 12 sheet

Thickness: 6mm

Lead Time: 2 weeks



2x4 SNOW WHITE BRICK

Bright 12 x 12 sheet


Thickness: 6mm

Lead Time: 2 weeks



CC Mosaics +

Additions to the original line.
Bringing more color and pattern to the table.




PEARL WHITE PENNY ROUND

Bright 12 x 12 sheet

Thickness: 6mm

Lead Time: 2 weeks




CREAM PENNY ROUND

Bright 12 x 12 sheet

Thickness: 6mm

Lead Time: 2 weeks




MINT GREEN PENNY ROUND

Bright 12 x 12 sheet

Thickness: 6mm

Lead Time: 2 weeks



SKY BLUE PENNY ROUND

Bright 12 x 12 sheet

Thickness: 6mm

Lead Time: 2 weeks



ANTIQUE WHITE HERRINGBONE

Bright 12 x 12 sheet

Thickness: 6mm

Lead Time: 2 weeks



WHITE HERRINGBONE

Bright 12 x 12 sheet

Thickness: 6mm

Lead Time: 2 weeks



WHITE 2x4 BEVEL BRICK

Bright 12 x 12 sheet

Thickness: 6mm

Lead Time: 2 weeks



TENDER GRAY 2x4 BEVEL BRICK

Bright 12 x 12 sheet

Thickness: 6mm

Lead Time: 2 weeks




WHITE 2" DOTS

Bright & Matte 12 x 12 sheet

Thickness: 6mm

Lead Time: 2 weeks



TENDER GRAY 2" DOTS

Matte 12 x 12 sheet

Thickness: 6mm

Lead Time: 2 weeks



BLACK 2" DOTS

Matte 12 x 12 sheet

Thickness: 6mm

Lead Time: 2 weeks



CARRARA 2" DOTS

Matte 12 x 12 sheet

Thickness: 6mm

Lead Time: 2 weeks



Cemento

*Subtle texture and variation
provide the perfect backdrop.*





Cemento
GRIGIO CASSERO & RASATO



Cemento
BEIGE RASATO



Cemento
BIANCO RASATO



BEIGE CASSERO
11.75 x 23.75 (9.5mm)
23.75 x 47.5 (10.5mm)



BIANCO CASSERO
11.75 x 23.75 (9.5mm)
23.75 x 47.5 (10.5mm)



GRIGIO CASSERO
11.75 x 23.75 (9.5mm)
23.75 x 47.5 (10.5mm)



ANTRACITE CASSERO
11.75 x 23.75 (9.5mm)
23.75 x 47.5 (10.5mm)



BEIGE ROSATO
11.75 x 23.75 (9.5mm)
23.75 x 47.5 (10.5mm)



BIANCO ROSATO
11.75 x 23.75 (9.5mm)
23.75 x 47.5 (10.5mm)



GRIGIO ROSATO
11.75 x 23.75 (9.5mm)
23.75 x 47.5 (10.5mm)



ANTRACITE ROSATO
11.75 x 23.75 (9.5mm)
23.75 x 47.5 (10.5mm)



BEIGE CASSERO
1 x 2.5 12 x 12 sheet
Thickness: 9.5mm



BIANCO CASSERO
1 x 2.5 12 x 12 sheet
Thickness: 9.5mm



GRIGIO CASSERO
1 x 2.5 12 x 12 sheet
Thickness: 9.5mm



ANTRACITE CASSERO
1 x 2.5 12 x 12 sheet
Thickness: 9.5mm



Ceppo di Gré

Inspired by the Italian stone, featuring the appearance of large pebbles embedded below the surface.





WHITE

12 x 24 (9mm)
24 x 48 (9.5mm)



NATURAL

12 x 24 (9mm)
24 x 48 (9.5mm)



GREY

12 x 24 (9mm)
24 x 48 (9.5mm)



ANTHRACITE

12 x 24 (9mm)
24 x 48 (9.5mm)



BEIGE

12 x 24 (9mm)
24 x 48 (9.5mm)



City
HONG KONG



City
LONDON

City

A series of porcelain tiles that encapsulate the subjective experience of each place through reference to the character, materials, urban forms and textures of these remarkable cities.



City
SHANGHAI



NEW YORK
24 x 48
Thickness: 9mm



LONDON
24 x 48
Thickness: 9mm



HONG KONG
24 x 48
Thickness: 9mm



SHANGHAI
24 x 48
Thickness: 9mm



Class

Refined design featuring delicate earth-toned veining that gracefully contrasts against a creamy backdrop.



Class
BIANCO



Class
AVORIO



AVORIO NATURAL

24 x 24

Thickness: 9mm



AVORIO POLISHED

24 x 48

Thickness: 9mm



BIANCO NATURAL

24 x 24

Thickness: 9mm



BIANCO POLISHED

24 x 48

Thickness: 9mm



Clay
GLEE

Clay

Inspired by the effect of resin, slightly shiny finish on a matte surface in a wide range of colors.




Clay
DELIGHT



CALM SPAZZOLATO

15.75 x 31.5 | 31.5 x 31.5

Thickness: 9mm



DELIGHT SPAZZOLATO

15.75 x 31.5 | 31.5 x 31.5


Thickness: 9mm



AWAKE SPAZZOLATO

15.75 x 31.5 | 31.5 x 31.5

Thickness: 9mm



FANCY SPAZZOLATO

15.75 x 31.5 | 31.5 x 31.5


Thickness: 9mm



VERVE SPAZZOLATO

15.75 x 31.5 | 31.5 x 31.5


Thickness: 9mm



SHY SPAZZOLATO

15.75 x 31.5 | 31.5 x 31.5

Thickness: 9mm



TRUST SPAZZOLATO

15.75 x 31.5 | 31.5 x 31.5

Thickness: 9mm



KARMA SPAZZOLATO

15.75 x 31.5

Thickness: 9mm



GLEE SPAZZOLATO

15.75 x 31.5

Thickness: 9mm



GRACE SPAZZOLATO

15.75 x 31.5

Thickness: 9mm



Cortina
FUMO

Cortina

The subtle veining, reminiscent of memories etched in stone, artfully captures a simple beauty and timeless elegance that evokes the purity and cleanliness found in this eternal material.



Cortina
AVORIO



SABBIA

12 x 24 | 24 x 48

Thickness: 9mm | 9.5mm



AVORIO

12 x 24 | 24 x 48

Thickness: 9mm | 9.5mm



CENERE

12 x 24 | 24 x 48

Thickness: 9mm | 9.5mm



FUMO

12 x 24 | 24 x 48

Thickness: 9mm | 9.5mm



SABBIA MILLERIGHE

24 x 48

Thickness: 9.5mm



AVORIO MILLERIGHE

24 x 48

Thickness: 9.5mm



CENERE MILLERIGHE

24 x 48

Thickness: 9.5mm



FUMO MILLERIGHE

24 x 48

Thickness: 9.5mm



Elegance Pro

*Inspired by the natural vein patterns of sandstone,
a collection designed with an emphasis on
versatility and creativity.*



WHITE

12 x 24 | 24 x 48
Thickness: 9.5mm



WHITE MURAL

24 x 48
Thickness: 9.5mm



IVORY

12 x 24 | 24 x 48
Thickness: 9.5mm



IVORY MURAL

24 x 48
Thickness: 9.5mm



TAUPE

12 x 24 | 24 x 48
Thickness: 9.5mm



TAUPE MURAL

24 x 48
Thickness: 9.5mm



GREY

12 x 24 | 24 x 48
Thickness: 9.5mm



GREY MURAL

24 x 48
Thickness: 9.5mm



DARK GREY

12 x 24 | 24 x 48
Thickness: 9.5mm



DARK GREY MURAL

24 x 48
Thickness: 9.5mm



ANTHRACITE

12 x 24 | 24 x 48
Thickness: 9.5mm



ANTHRACITE MURAL

24 x 48
Thickness: 9.5mm



Elysian

*A minimal look rich in surface and material details,
featuring balanced colors, delicate nuances
and mineral effects.*



MEDITERRANEA

12 x 24 | 24 x 48

Thickness: 9mm



DESERT STONE

12 x 24 | 24 x 48

Thickness: 9mm



BEIGE CATALAN

12 x 24 | 24 x 48

Thickness: 9mm



GRIS CATALAN

12 x 24 | 24 x 48

Thickness: 9mm



SAASTAL

12 x 24 | 24 x 48


Thickness: 9mm



TRAVERTINO LIGHT

12 x 24 | 24 x 48

Thickness: 9mm



TRAVERTINO DARK

12 x 24 | 24 x 48

Thickness: 9mm



TRAVERTINO PEARLY

12 x 24 | 24 x 48

Thickness: 9mm



TRAVERTINO MISTY

12 x 24 | 24 x 48

Thickness: 9mm



TRAVERTINO PEARLY CROSS

24 x 24

Thickness: 9mm



TRAVERTINO LIGHT CROSS

24 x 24

Thickness: 9mm



TRAVERTINO MISTY CROSS


24 x 24

Thickness: 9mm



Evo 2

*Slab-like porcelain tile with stone texture.
Ideal for outdoor landscapes and living areas.*



Evo 2
NORR GRA



**NORR STRUCTURE
VIT**

24 x 24

Thickness: 2cm



**NORR STRUCTURE
GRA**

24 x 24

Thickness: 2cm



**NORR STRUCTURE
SVART**

24 x 24

Thickness: 2cm



**NORR STRUCTURE
FARGE**

24 x 24

Thickness: 2cm



**QUARZITI STRUCTURE
GLACIER**

24 x 24

Thickness: 2cm



**QUARZITI STRUCTURE
MOUNTAIN**

24 x 24

Thickness: 2cm



**QUARZITI STRUCTURE
WATERFALL**

24 x 24

Thickness: 2cm



**QUARZITI STRUCTURE
RIVER**

24 x 24

Thickness: 2cm



**QUARZITI STRUCTURE
MANTLE**

24 x 24

Thickness: 2cm



Fabrika

*Slab-like porcelain tile with stone texture.
Ideal for outdoor landscapes and living areas.*





WHITE

24 x 24

Thickness: 8.5mm



WHITE KALCO

24 x 48

Thickness: 8.5mm



SAND

24 x 24

Thickness: 8.5mm



SAND KALCO

24 x 48

Thickness: 8.5mm



GREY

24 x 24

Thickness: 8.5mm



GREY KALCO

24 x 48

Thickness: 8.5mm



DARK GREY

24 x 24

Thickness: 8.5mm



DARK GREY KALCO

24 x 48

Thickness: 8.5mm



Fika

Bring a sense of calm to any space with this wood-look porcelain. Featuring the textures and feel of natural wood with the minimal maintenance of porcelain.



Fika
CABIN PARQUET



Fika
GLACIER PLANK



Fika
CLIFF PARQUET



BOULDER PLANK

8 x 48

Thickness: 9.5mm

Lead Time: 2 weeks



CABIN PLANK

8 x 48

Thickness: 9.5mm

Lead Time: 2 weeks



CLIFF PLANK

8 x 48

Thickness: 9.5mm

Lead Time: 2 weeks



FJORD PLANK

8 x 48

Thickness: 9.5mm

Lead Time: 2 weeks



GLACIER PLANK

8 x 48

Thickness: 9.5mm

Lead Time: 2 weeks



BOULDER PARQUET

31.5 x 31.5

Thickness: 9.5mm

Lead Time: 2 weeks



CABIN PARQUET

31.5 x 31.5

Thickness: 9.5mm

Lead Time: 2 weeks



CLIFF PARQUET

31.5 x 31.5

Thickness: 9.5mm

Lead Time: 2 weeks



FJORD PARQUET

31.5 x 31.5

Thickness: 9.5mm

Lead Time: 2 weeks



GLACIER PARQUET

31.5 x 31.5

Thickness: 9.5mm

Lead Time: 2 weeks




Flauti

*Micro-structure and random mesh-mounting
causes light to reflect in different ways
producing the effect of movement.*





Flow Hex
SAGE



WHITE SATIN

12 x 16 sheet


Thickness: 8.5mm



WHITE GLOSS

12 x 16 sheet

Thickness: 8.5mm



CAMEL SATIN

12 x 16 sheet

Thickness: 8.5mm



CAMEL GLOSS

12 x 16 sheet


Thickness: 8.5mm



COTTO SATIN

12 x 16 sheet

Thickness: 8.5mm



COTTO GLOSS

12 x 16 sheet

Thickness: 8.5mm



STEEL SATIN

12 x 16 sheet

Thickness: 8.5mm



STEEL GLOSS

12 x 16 sheet

Thickness: 8.5mm



SAGE SATIN

12 x 16 sheet


Thickness: 8.5mm



SAGE GLOSS

12 x 16 sheet


Thickness: 8.5mm



INDIGO SATIN

12 x 16 sheet

Thickness: 8.5mm



INDIGO GLOSS

12 x 16 sheet

Thickness: 8.5mm



Fuoritono

*Elegant and creative, expressed through
soft structure and intense shading.*



BIANCO

Polished & Matte 4 x 11.75
Thickness: 9.5mm



BEIGE

Polished & Matte 4 x 11.75
Thickness: 9.5mm



GRIGIO

Polished & Matte 4 x 11.75
Thickness: 9.5mm




MUSCHIO

Polished & Matte 4 x 11.75
Thickness: 9.5mm




NERO

Polished & Matte 4 x 11.75
Thickness: 9.5mm



BIANCO RHOMBO

5.5 side
Thickness: 9.5mm



MUSCHIO RHOMBO

5.5 side
Thickness: 9.5mm



NERO RHOMBO

5.5 side
Thickness: 9.5mm



Gallipoli
MARBLE STAR




Gallipoli
DONJON



Gallipoli
MACRAME

Gallipoli

*Inspired by the medieval city of Gallipoli in southern Italy.
Available in 12 different single pattern designs.*



SAINT TROPEZ BLACK

8 x 8

Thickness: 7.9mm



DONJON

8 x 8

Thickness: 7.9mm



BW FLASH

8 x 8

Thickness: 7.9mm



TROIS BANDES

8 x 8

Thickness: 7.9mm



MARBLE STAR

8 x 8

Thickness: 7.9mm



MACRAME

8 x 8

Thickness: 7.9mm



KERALA

8 x 8


Thickness: 7.9mm



GOA

8 x 8


Thickness: 7.9mm



EXAGONA

8 x 8


Thickness: 7.9mm



COUTURE

8 x 8

Thickness: 7.9mm



ASTERI

8 x 8

Thickness: 7.9mm



Glocal

*Smooth, minimal and modern.
A pure concrete look in large scale.*





CLEAR

Natural 24 x 24 | 12 x 24
Thickness: 9mm



PERFECT

Natural 24 x 24 | 12 x 24
Thickness: 9mm



IDEAL

Natural 24 x 24 | 12 x 24
Thickness: 9mm



CHAMOIS

Natural 24 x 24 | 12 x 24
Thickness: 9mm



ABSOLUTE

Natural 24 x 24 | 12 x 24
Thickness: 9mm



CLEAR

2 x 2 mosaic - 12x12 sheet
Thickness: 9mm




PERFECT

Natural 24 x 24 | 12 x 24
Thickness: 9mm




IDEAL

Natural 24 x 24 | 12 x 24
Thickness: 9mm



CHAMOIS

Natural 24 x 24 | 12 x 24
Thickness: 9mm



ABSOLUTE

Natural 24 x 24 | 12 x 24
Thickness: 9mm



Intarsi
ELITE 01

Intarsi

An extraordinary set of decorative tiles
created by combining different materials



Intarsi
GLAM 02



GLAM PATTERN #2
7.75 x 7.75
Thickness: 10mm



GLAM PATTERN #3
7.75 x 7.75
Thickness: 10mm



GLAM PATTERN #5
7.75 x 7.75
Thickness: 10mm



ELITE PATTERN #1
7.75 x 7.75
Thickness: 10mm



ELITE PATTERN #2
7.75 x 7.75
Thickness: 10mm



CLASSIC PATTERN #4
7.75 x 7.75
Thickness: 10mm

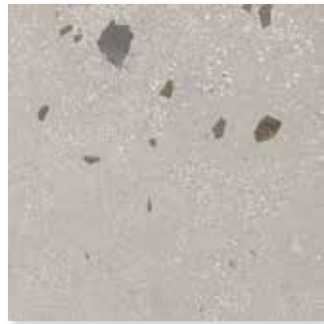


Kado


*A strong decorative impact that rediscovers
the charm of old marble grit floors*



ICE CEMENT
24 x 24
Thickness: 10mm




CLAY CEMENT
24 x 24
Thickness: 10mm




OCEAN CEMENT
24 x 24
Thickness: 10mm



SMOKE CEMENT
24 x 24
Thickness: 10mm




LEAD CEMENT
24 x 24
Thickness: 10mm




ICE FLAKES
24 x 24
Thickness: 10mm




CLAY FLAKES
24 x 24
Thickness: 10mm



OCEAN FLAKES
24 x 24
Thickness: 10mm



SMOKE FLAKES
24 x 24
Thickness: 10mm



LEAD FLAKES
24 x 24
Thickness: 10mm



Kintsugi

A soft concrete material meets the brilliance and shine of metal, influenced by the ancient Japanese art of Kintsugi, the art of piecing together fragments along connecting lines



MOONLIGHT

24 x 24

Thickness: 10mm



FOG

24 x 24

Thickness: 10mm



STORM

24 x 24

Thickness: 10mm



DARKNESS

24 x 24

Thickness: 10mm



HIBI MOONLIGHT

24 x 48

Thickness: 10mm



HIBI FOG

24 x 48

Thickness: 10mm



HIBI STORM

24 x 48

Thickness: 10mm



HIBI DARKNESS

24 x 48

Thickness: 10mm



Kit-Kat

*A palette of fresh and bright colors,
that creates eye-catching sparkles and plays of
light and shadow with a soft relief and a convex shape.*



SNOW

4.4 x 9.1

Thickness: 8mm
Lead Time: 2 - 3 weeks



IVORY

4.4 x 9.1

Thickness: 8mm
Lead Time: 2 - 3 weeks



WATER

4.4 x 9.1

Thickness: 8mm
Lead Time: 2 - 3 weeks



OCEAN

4.4 x 9.1

Thickness: 8mm
Lead Time: 2 - 3 weeks



GRASS

4.4 x 9.1

Thickness: 8mm
Lead Time: 2 - 3 weeks




Lassa

A delicate interplay of parallel lines and subtle tone changes creates an ambience of relaxed and serene beauty.



Lassa
WHITE



Lassa
WHITE




WHITE

Polished & Matte

12 x 24 | 24 x 48 | 6 x 18 (wall only)

Thickness: 8.5mm | 10mm | 8mm

Lead Time: 2 weeks

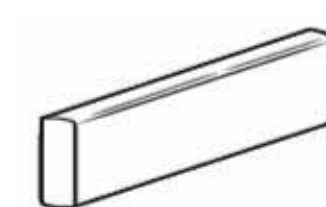


WHITE Mosaic

Matte 2x2

13 x 13 sheet

Lead Time: 2 weeks



WHITE Bullnose

Polished & Matte

3 x 12 | 6 x 18 (wall only)

Lead Time: 2 weeks



Link

Inspired by the beauty of natural stone, merged with the strength of concrete, this porcelain tile collection expresses an ambiance that is both subtle and captivating.



TIE
24 x 48
Thickness: 9mm
Lead Time: Seattle Stock



TIE
24 x 48
Thickness: 9mm
Lead Time: Seattle Stock



BOLT
24 x 48
Thickness: 9mm
Lead Time: Seattle Stock




BOLT
24 x 48
Thickness: 9mm
Lead Time: Seattle Stock



CHAIN
24 x 48
Thickness: 9mm
Lead Time: Seattle Stock



CHAIN
24 x 48
Thickness: 9mm
Lead Time: Seattle Stock



HOOK
24 x 48
Thickness: 9mm
Lead Time: Seattle Stock



Log

Meticulous detailing and organic variation bring a sense of depth and warmth, blending nature's beauty with timeless design versatility.





Log
DEEP OAK



Log
MOON OAK



BRIGHT OAK

8 x 48

Thickness: 9mm



ICON OAK

8 x 48

Thickness: 9mm



AMBER OAK

8 x 48

Thickness: 9mm



DEEP OAK

8 x 48

Thickness: 9mm



MOON OAK

8 x 48

Thickness: 9mm

CERAMIC (WALL ONLY):



3D PLEAT BRIGHT OAK

20 x 48

Thickness: 8.5mm



3D PLEAT ICON OAK

20 x 48

Thickness: 8.5mm



3D PLEAT AMBER OAK

20 x 48

Thickness: 8.5mm



3D PLEAT DEEP OAK

20 x 48

Thickness: 8.5mm



3D PLEAT MOON OAK

20 x 48

Thickness: 8.5mm



Mansion

*Stately. Enduring. Traditional.
A timeless design romance.*





LOUNGE
30 x 30
Thickness: 9.5mm
Lead Time: 2 weeks



COURT
30 x 30
Thickness: 9.5mm
Lead Time: 2 weeks



LIBRARY
30 x 30
Thickness: 9.5mm
Lead Time: 2 weeks



HALL
30 x 30
Thickness: 9.5mm
Lead Time: 2 weeks



ARCADE
30 x 30
Thickness: 9.5mm
Lead Time: 2 weeks



Suite Marble Dolomita

Marble Dolomita

Marble-like look with shiny copper and soft grey veins on a pearly white base resulting in a visually striking and harmonious appearance.



Marble Dolomita



Marble Dolomita



MARBLE DOLOMITA

12 x 24 | 24 x 48

Thickness: 7mm

Lead Time: 2 weeks



SUITE MARBLE DOLOMITA

12 x 24

Floor applications not recommended

Thickness: 7mm

Lead Time: 2 weeks



Marble Lincoln

Fine jet-black glossy veins leave their mark on the intense matt white and evoke the beauty of the kintsugi technique



Marble Lincoln



Marble Lincoln



MARBLE LINCOLN

12 x 24 | 24 x 48

Thickness: 7mm

Lead Time: 2 weeks



MARBLE LINCOLN SUITE

12 x 24

Floor applications not recommended

Thickness: 7mm

Lead Time: 2 weeks



Marvel Diva

Simply iconic.
An unapologetic celebration of
beauty, boldness, and sophistication.



ICE CRYSTAL
24 x 48 Velvet
Thickness: 9mm



TAJ MAHAL
24 x 48 Velvet
Thickness: 9mm



WHITE EVEREST
24 x 48 Velvet
Thickness: 9mm



PRECIOUS BROWN
24 x 48 Velvet
Thickness: 9mm



BLACK TEMPEST
24 x 48 Velvet
Thickness: 9mm



Marvel Meraviglia

Born from the timeless beauty of Calacatta Meraviglia, the Marvel Meraviglia collection captures the essence of quiet elegance



CALACATTA MERAVIGLIA
24 x 48 Natural & Polished
Thickness: 9mm



CALACATTA BERNINI
24 x 48 Natural & Polished
Thickness: 9mm



GRIGIO ELEGANTE
24 x 48 Natural & Polished
Thickness: 9mm



SILVER MAJESTIC
24 x 48 Natural & Polished
Thickness: 9mm



BLACK ORIGIN
24 x 48 Natural & Polished
Thickness: 9mm



CALACATTA MERAVIGLIA
24 x 24 Natural & Polished
Thickness: 9mm



CALACATTA BERNINI
24 x 24 Natural & Polished
Thickness: 9mm



GRIGIO ELEGANTE
24 x 24 Natural & Polished
Thickness: 9mm



SILVER MAJESTIC
24 x 24 Natural & Polished
Thickness: 9mm




BLACK ORIGIN
24 x 24 Natural & Polished
Thickness: 9mm



CALACATTA MERAVIGLIA
24 x 48 Hammered
Thickness: 9mm



CALACATTA BERNINI
24 x 48 Hammered
Thickness: 9mm



GRIGIO ELEGANTE
24 x 48 Hammered
Thickness: 9mm



Marvel X

*Soft shading, graphic depth, and attention to detail
create an extraordinary marble-effect porcelain tile
to be experienced on a daily basis*





Marvel X
GREY CLOUD & CAL. APUANO




Marvel X
FIOR DI BOSCO



Marvel X
CALACATTA SUBLIME



CALACATTA APUANO
24 x 48 Polished & Natural
Thickness: 9mm



CALACATTA APUANO
24 x 24 Polished & Natural
Thickness: 9mm



CALACATTA APUANO MOSAIC
1.5 x 1.5 on 11.75 x 11.75 sheet



CALACATTA PERLA
24 x 48 Polished & Natural
Thickness: 9mm



CALACATTA PERLA
24 x 24 Polished & Natural
Thickness: 9mm



CALACATTA PERLA MOSAIC
1.5 x 1.5 on 11.75 x 11.75 sheet



CALACATTA SUBLIME
24 x 48 Polished & Natural
Thickness: 9mm



CALACATTA SUBLIME
24 x 24 Polished & Natural
Thickness: 9mm



CALACATTA SUBLIME MOSAIC
1.5 x 1.5 on 11.75 x 11.75 sheet



FIOR DI BOSCO
24 x 48 Polished & Natural
Thickness: 9mm



FIOR DI BOSCO
24 x 24 Polished & Natural
Thickness: 9mm



FIOR DI BOSCO MOSAIC
1.5 x 1.5 on 11.75 x 11.75 sheet



GREY CLOUD
24 x 48 Polished & Natural
Thickness: 9mm



GREY CLOUD
24 x 24 Polished & Natural
Thickness: 9mm



CGREY CLOUD MOSAIC
1.5 x 1.5 on 11.75 x 11.75 sheet



CALACATTA APUANO
24 x 48 Hammered
Thickness: 9mm



FIOR DI BOSCO APUANO
24 x 48 Hammered
Thickness: 9mm



Norr

Inspired by nature, the look of pebbles in varying sizes create a unique stone effect.



Norr
SVART NATURAL



Norr
OKEN NATURAL



Norr
HAV NATURAL



VIT NATURAL

24 x 24

Thickness: 9mm



VIT STRUCTURE

24 x 24

Thickness: 9mm



GRA NATURAL

24 x 24

Thickness: 9mm



GRA STRUCTURE

24 x 24

Thickness: 9mm



SVART NATURAL

24 x 24

Thickness: 9mm



SVART STRUCTURE

24 x 24

Thickness: 9mm



FARGE NATURAL

24 x 24

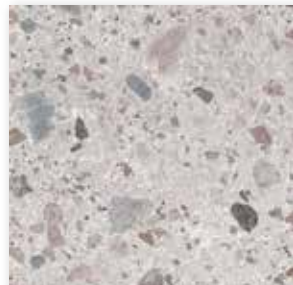
Thickness: 9mm



MELK NATURAL

24 x 24

Thickness: 9mm



HAV NATURAL

24 x 24


Thickness: 9mm



OKEN NATURAL

24 x 24

Thickness: 9mm



GRUS NATURAL

24 x 24

Thickness: 9mm



Nyuma

Reinterpreting the composition of the classic concrete casting, inspired by the aesthetics of the formwork, with contrasts without exceeding in its defects.



QUICKLIME

12 x 24

Thickness: 9mm



PORTLAND

12 x 24

Thickness: 9mm



TORCHING

12 x 24

Thickness: 9mm



PARKER

12 x 24

Thickness: 9mm



TALCUM

12 x 24

Thickness: 9mm



SHOTCRETE

12 x 24

Thickness: 9mm



QUICKLIME

24 x 24

Thickness: 9mm



PORTLAND

24 x 24

Thickness: 9mm



TORCHING

24 x 24

Thickness: 9mm



PARKER

24 x 24

Thickness: 9mm



TALCUM

24 x 24

Thickness: 9mm



SHOTCRETE

24 x 24

Thickness: 9mm



Oda
CLASSIC

Oda

Inspired by the timeless beauty of French natural stone, this collection brings authenticity and elegance to any space.



Oda
LIGHT



Oda
ICE



ICE SOFT TEXTURED
24 x 48
Thickness: 9mm



LIGHT SOFT TEXTURED
24 x 48
Thickness: 9mm



CLASSIC SOFT TEXTURED
24 x 48
Thickness: 9mm

CERAMIC (WALL ONLY):



ICE CURVE
24 x 48
Thickness: 9mm



LIGHT CURVE
24 x 48
Thickness: 9mm



CLASSIC CURVE
24 x 48
Thickness: 9mm



Open Air
PEWTER



Open Air
SAND



Open Air
GREY

Open Air

*Inspired by the surfaces of nature,
replicating color and movement.*



WHITE

11.75 x 23.5 | 23.5 x 47
Thickness: 10mm



GREY

11.75 x 23.5 | 23.5 x 47
Thickness: 10mm



SAND

11.75 x 23.5 | 23.5 x 47
Thickness: 10mm



PEWTER

11.75 x 23.5 | 23.5 x 47
Thickness: 10mm



WHITE MOSAIC

12.75 x 12.75 sheet
Thickness: 10mm



GREY MOSAIC

12.75 x 12.75 sheet
Thickness: 10mm



SAND MOSAIC

12.75 x 12.75 sheet
Thickness: 10mm



PEWTER MOSAIC

12.75 x 12.75 sheet
Thickness: 10mm



Oudh

Delicate, elegantly classic pattern, featuring perfectly balanced contrasts and gnarls represented in soft, timeless textures and natural colors.



COPAHU
8 x 48
Thickness: 9mm



ELEM
8 x 48
Thickness: 9mm



JINKOH
8 x 48
Thickness: 9mm



PINO
8 x 48
Thickness: 9mm



LAOS
8 x 48
Thickness: 9mm
Lead Time: 3-5 days



LADONA
8 x 48
Thickness: 9mm



CEDRO
8 x 48
Thickness: 9mm




Pigmento

*A series dedicated to color as both a tool
and a front-line player in design.*




BIANCO
4 x 4
Thickness: 8mm




GRIGIO
4 x 4
Thickness: 8mm



FANGO
4 x 4
Thickness: 8mm




AZZURRO
4 x 4
Thickness: 8mm



BLU
4 x 4
Thickness: 8mm



VERDE
4 x 4
Thickness: 8mm




NERO
4 x 4
Thickness: 8mm



BEIGE
4 x 4
Thickness: 8mm



MALVA
4 x 4
Thickness: 8mm




TERRA
4 x 4
Thickness: 8mm



OCRA
4 x 4
Thickness: 8mm



BIANCO
2.4 x 14.5
Thickness: 9mm



GRIGIO
2.4 x 14.5
Thickness: 9mm



FANGO
2.4 x 14.5
Thickness: 9mm



AZZURRO
2.4 x 14.5
Thickness: 9mm



BLU
2.4 x 14.5
Thickness: 9mm



VERDE
2.4 x 14.5
Thickness: 9mm




NERO
2.4 x 14.5
Thickness: 9mm



BEIGE
2.4 x 14.5
Thickness: 9mm



MALVA
2.4 x 14.5
Thickness: 9mm



TERRA
2.4 x 14.5
Thickness: 9mm



OCRA
2.4 x 14.5
Thickness: 9mm



Plaza Nueva

Infusing charm and energy through the inspired style of Havana, this porcelain tile is sure to leave a lasting impression.



Plaza Nueva
MIRAMAR WHITE



Plaza Nueva
VEDADO NAVY




MIRAMAR GRAY

8 x 9

Thickness: 9.5mm

Lead Time: 2 weeks



MIRAMAR NAVY

8 x 9

Thickness: 9.5mm

Lead Time: 2 weeks



RAMPA GRAY

8 x 9

Thickness: 9.5mm

Lead Time: 2 weeks



RAMPA NAVY

8 x 9

Thickness: 9.5mm

Lead Time: 2 weeks



RAMPA WHITE

8 x 9

Thickness: 9.5mm

Lead Time: 2 weeks



VEDADO GRAY

7 x 7

Thickness: 9.5mm

Lead Time: 2 weeks



VEDADO NAVY

7 x 7

Thickness: 9.5mm

Lead Time: 2 weeks




VEDADO CHARCOAL

7 x 7

Thickness: 9.5mm

Lead Time: 2 weeks



Prestigio Onyx

An intense link with light and refined graphics creates environments with a strong aesthetic impact, that at the same time retain an elegant visual lightness.

Prestigio Onyx
BEIGE



BEIGE

Soft & Polished 24 x 24


Thickness: 9mm



GREY

Soft & Polished 24 x 24

Thickness: 9mm



WHITE

Soft & Polished 24 x 24

Thickness: 9mm



Quarziti

*As textured and luminous
as the stone that inspired it.*



GLACIER
23.5 x 23.5
Thickness: 10mm



MOUNTAIN
23.5 x 23.5
Thickness: 10mm



WATERFALL
23.5 x 23.5
Thickness: 10mm



RIVER
23.5 x 23.5
Thickness: 10mm



MANTLE
23.5 x 23.5
Thickness: 10mm



Renaissance
BELLA CANDIDO



Renaissance
IMPERO



Renaissance
PEARL

Renaissance

Porcelain tile influenced by unique
and prestigious marbles.



Renaissance
CALACATTA ORO



Renaissance
BELLA CANDIDO



Renaissance
NEBBIA BIANCA



Renaissance
MARQUINA



Renaissance
OPERA



BELLA CANDIDO
24 x 24 Matte & Pol.
Thickness: 10mm
Lead Time: 2-3 weeks



BELLA CANDIDO
12 x 24 Matte & Pol.
Thickness: 10mm
Lead Time: 2-3 weeks



BELLA CANDIDO
2x2 MOSAIC
11.8 x 11.8 Matte & Pol.
Thickness: 9.5mm
Lead Time: 2-3 weeks



CALACATTA ORO
24 x 24 Matte & Pol.
Thickness: 9mm
Lead Time: 2-3 weeks



CALACATTA ORO
12 x 24 Matte & Pol.
Thickness: 9mm
Lead Time: 2-3 weeks



CALACATTA ORO
2x2 MOSAIC
11.8 x 11.8 Matte
Thickness: 9mm
Lead Time: 2-3 weeks



CHARMING
24 x 24 Polished
Thickness: 9.5mm
Lead Time: 2-3 weeks



CHARMING
12 x 24 Matte & Pol.
Thickness: 9.5mm
Lead Time: 2-3 weeks



CHARMING
2x2 MOSAIC
11.8 x 11.8 Matte & Pol.
Thickness: 9.5mm
Lead Time: 2-3 weeks



IMPERO
24 x 24 Polished
Thickness: 9.5mm
Lead Time: 2-3 weeks



IMPERO
12 x 24 Matte & Pol.
Thickness: 9mm
Lead Time: 2-3 weeks



IMPERO
2x2 MOSAIC
11.8 x 11.8 Matte & Pol.
Thickness: 9.5mm
Lead Time: 2-3 weeks



MARQUINA
24 x 24 Matte & Pol.
Thickness: 9.5mm
Lead Time: 2-3 weeks



MARQUINA
12 x 24 Matte & Pol.
Thickness: 9mm
Lead Time: 2-3 weeks




MARQUINA
2x2 MOSAIC
11.8 x 11.8 Matte
Thickness: 9.5mm
Lead Time: 2-3 weeks



NEBBIA BIANCA
24 x 24 Matte & Pol.
Thickness: 10mm
Lead Time: 2-3 weeks



NEBBIA BIANCA
12 x 24 Matte & Pol.
Thickness: 10mm
Lead Time: 2-3 weeks



NEBBIA BIANCA
2x2 MOSAIC
11.8 x 11.8 Matte & Pol.
Thickness: 9.5mm
Lead Time: 2-3 weeks



OPERA
24 x 24 Matte & Pol.
Thickness: 9mm
Lead Time: 2-3 weeks



OPERA
12 x 24 Matte & Pol.
Thickness: 9mm
Lead Time: 2-3 weeks



OPERA
2x2 MOSAIC
11.8 x 11.8 Matte
Thickness: 9mm
Lead Time: 2-3 weeks



PEARL
24 x 24 Polished
Thickness: 9.5mm
Lead Time: 2-3 weeks



PEARL
12 x 24 Matte & Pol.
Thickness: 9.5mm
Lead Time: 2-3 weeks



PEARL
2x2 MOSAIC
11.8 x 11.8 Matte
Thickness: 9.5mm
Lead Time: 2-3 weeks



Salt Stone

*With mottling, stratification and short veins,
Salt Stone's aesthetic interprets the rich,
vibrant character of natural rock salt slabs.*





WHITE PURE
24 x 48 Natural & Polished
Thickness: 9.5mm



WHITE PURE MODULA
24 x 48 Natural & Polished
Thickness: 9.5mm



SAND DUST
24 x 48 Natural & Polished
Thickness: 9.5mm



SAND DUST MODULA
24 x 48 Natural & Polished
Thickness: 9.5mm



PINK HALITE
24 x 48 Natural & Polished
Thickness: 9.5mm



PINK HALITE MODULA
24 x 48 Natural & Polished
Thickness: 9.5mm



GREEN EMERALD
24 x 48 Natural & Polished
Thickness: 9.5mm



GREEN EMERALD MODULA
24 x 48 Natural & Polished
Thickness: 9.5mm



GREY ASH
24 x 48 Natural & Polished
Thickness: 9.5mm



GREY ASH MODULA
24 x 48 Natural & Polished
Thickness: 9.5mm



BLACK IRON
24 x 48 Natural & Polished
Thickness: 9.5mm



BLACK IRON MODULA
24 x 48 Natural & Polished
Thickness: 9.5mm



Signature

Stone steeped in the memories of past eras,
with an aesthetic that perfectly integrates
into modern projects thanks to the properties
of porcelain tile.



WHITE
36 x 36
Thickness: 10mm



WHITE
12 x 24
Thickness: 10mm



WHITE MOSAIC
2 x 2 on 12 x 12 sheet
Thickness: 10mm



BEIGE
36 x 36
Thickness: 10mm



BEIGE
12 x 24
Thickness: 10mm



BEIGE MOSAIC
2 x 2 on 12 x 12 sheet
Thickness: 10mm



GREY
36 x 36
Thickness: 10mm



GREY
12 x 24
Thickness: 10mm




GREY MOSAIC
2 x 2 on 12 x 12 sheet
Thickness: 10mm



DARK
36 x 36
Thickness: 10mm



DARK
12 x 24
Thickness: 10mm



DARK MOSAIC
2 x 2 on 12 x 12 sheet
Thickness: 10mm



Sio

*Fusing harmony, balance and serenity
in soothing and revitalizing designs.*



Sio
SOLID GREY HEX



SOLID BEIGE HEX

10.3 x 9.2

Thickness: 9.5mm
Lead Time: 2 weeks



SOLID BLACK HEX

10.3 x 9.2

Thickness: 9.5mm
Lead Time: 2 weeks



SOLID GREY HEX

10.3 x 9.2

Thickness: 9.5mm
Lead Time: 2 weeks



STRATA BEIGE HEX

10.3 x 9.2

Thickness: 9.5mm
Lead Time: 2 weeks



STRATA BLACK HEX

10.3 x 9.2

Thickness: 9.5mm
Lead Time: 2 weeks



STRATA NAVY HEX

10.3 x 9.2

Thickness: 9.5mm
Lead Time: 2 weeks



Slash
IVORY

Slash

Drawing inspiration from warm and elegant slate resulting in five neutral colors options featuring intense shading.



Slash
ANTHRACITE



IVORY
12 x 24 | 24 x 48
Thickness: 9mm | 10mm



ALMOND
12 x 24 | 24 x 48
Thickness: 9mm | 10mm



MID GRAY
12 x 24 | 24 x 48
Thickness: 9mm | 10mm



DARK GRAY
12 x 24 | 24 x 48
Thickness: 9mm | 10mm



ANTHRACITE
12 x 24 | 24 x 48
Thickness: 9mm | 10mm



Stage
BROWN



Stage
FOREST



Stage
TAUPE

Stage

Refined mineral finish, accented by subtle flashes of shine, elevating it to a sophisticated, high-end choice.



TAUPE
2.5x12
Thickness: 6mm



TERRACOTTA
2.5x12
Thickness: 6mm



BROWN
2.5x12
Thickness: 6mm



FOREST
2.5x12
Thickness: 6mm




WHITE
2.5x12
Thickness: 6mm



GREY
2.5x12
Thickness: 6mm




CHARCOAL
2.5x12
Thickness: 6mm




DENIM
2.5x12
Thickness: 6mm



TAUPE
8x8
Thickness: 6mm




TERRACOTTA
8x8
Thickness: 6mm



BROWN
8x8
Thickness: 6mm



FOREST
8x8
Thickness: 6mm



WHITE
8x8
Thickness: 6mm



GREY
8x8
Thickness: 6mm



CHARCOAL
8x8
Thickness: 6mm



DENIM
8x8
Thickness: 6mm



Statuary
WHITE

Statuary

A contemporary take on natural Italian marble, setting new standards in style while conserving all its prestige and quality.



Statuary
WHITE



Statuary
WHITE



WHITE

Polished & Matte 35x35 | 24x24 | 13x13
Thickness: 10mm | 9mm | 8.5mm
Lead Time: 2 weeks



WHITE

Polished & Matte 24x48 | 12x24
Thickness: 10mm | 8.5mm
Lead Time: 2 weeks



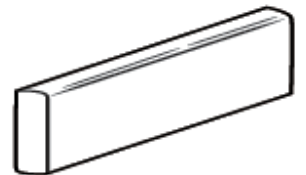
WHITE HEX

Matte 8 x 9
Thickness: 8.2mm
Lead Time: 2 weeks



WHITE MOSAIC

Matte 2 x 2
13 x 13 sheet
Lead Time: 2 weeks



WHITE BULLNOSE


Matte 3 x 12 | 3 x 13
Lead Time: 2 weeks



Stoneways
NIGHT

Stoneways

Travertine, Nordic stone, quartzite and sandstone become one in a new porcelain concept of pure beauty, conveying a relaxing elegance perfect for any style.



Stoneways
VELVET



Stoneways
FLIGHT



SKY

12 x 24

Thickness: 9mm

Lead Time: Seattle Stock



FLIGHT

12 x 24

Thickness: 9mm

Lead Time: Seattle Stock



VELVET

12 x 24

Thickness: 9mm

Lead Time: Seattle Stock



NIGHT

12 x 24

Thickness: 9mm

Lead Time: Seattle Stock



Storm

Crafted to bring a sense of softness and warmth to interior spaces. Its smooth texture and balanced design create a harmonious aesthetic, making it a versatile choice for any project.



Storm
GREY & CLOUD




Storm
WHITE




WHITE
12 x 24
Thickness: 9mm




CREAM
12 x 24
Thickness: 9mm



EARTH
12 x 24
Thickness: 9mm



GREY
12 x 24
Thickness: 9mm



CLOUD
12 x 24
Thickness: 9mm

CERAMIC (WALL ONLY):



BLIND WHITE
16 x 48
Thickness: 10.8mm



BLIND CREAM
16 x 48
Thickness: 10.8mm



BLIND EARTH
16 x 48
Thickness: 10.8mm



BLIND GREY
16 x 48
Thickness: 10.8mm



BLIND CLOUD
16 x 48
Thickness: 10.8mm



Ulisce

A very soft collection with a micro-grained background and small irregular inlays scattered along the surface.

Ulisce
NATURAL



BEIGE
24 x 24
Thickness: 9.5mm



GREY
24 x 24
Thickness: 9.5mm



PEARL
24 x 24
Thickness: 9.5mm



NATURAL
24 x 24
Thickness: 9.5mm



Unique Infinity
BEIGE



Unique Infinity
GREY & BLACK



Unique Infinity
WHITE

Unique Infinity

Inspired by black brecciated quartzite
Unique Infinity's distinctive structure features stippling
and vivid mineral details alternating with
large neutral expanses.



BEIGE PURESTONE

24 x 48

Thickness: 9mm



WHITE PURESTONE

24 x 48

Thickness: 9mm



GREY PURESTONE

24 x 48

Thickness: 9mm



BLACK PURESTONE

24 x 48

Thickness: 9mm



BEIGE COBBLESTONE

24 x 48

Thickness: 9mm



WHITE COBBLESTONE

24 x 48

Thickness: 9mm



GREY COBBLESTONE

24 x 48

Thickness: 9mm



BLACK COBBLESTONE

24 x 48

Thickness: 9mm



BEIGE ARCADE

24 x 48

Thickness: 9mm



WHITE ARCADE

24 x 48

Thickness: 9mm



GREY ARCADE

24 x 48

Thickness: 9mm



BLACK ARCADE

24 x 48

Thickness: 9mm



Venistone

Reproducing to perfection the decisive and iconic graphics of Venetian breccia stone, with an approach to contemporary art, a recall to the design and to the city of Venice, in its most modern meaning



IVORY
Natural 35.25 x 35.25
Krystal 35 x 35
Thickness: 10mm



IVORY
Natural 12 x 24
Thickness: 10mm



BEIGE
Natural 35.25 x 35.25
Krystal 35 x 35
Thickness: 10mm



BEIGE
Natural 12 x 24
Thickness: 10mm



PEARL
Natural 35.25 x 35.25
Krystal 35 x 35
Thickness: 10mm




PEARL
Natural 12 x 24
Thickness: 10mm



GREY
Natural 35.25 x 35.25
Krystal 35 x 35
Thickness: 10mm




GREY
Natural 12 x 24
Thickness: 10mm



GOLD
Natural 35.25 x 35.25
Krystal 35 x 35
Thickness: 10mm



EMERALD
Natural 35.25 x 35.25
Krystal 35 x 35
Thickness: 10mm




DARK
Natural 35.25 x 35.25
Krystal 35 x 35
Thickness: 10mm




Viceversa

An interpretation of poured concrete enriched by graphics that faithfully reproduce the characteristic flakes and clasts found in the classic sand and mortar mixtures.





COCCO
24 x 48
Thickness: 9mm



COCCO
24 x 24
Thickness: 9mm



PERLA
24 x 48
Thickness: 9mm




PERLA
24 x 24
Thickness: 9mm



NUBE
24 x 48
Thickness: 9mm




NUBE
24 x 24
Thickness: 9mm



CALCESTRUZZO
24 x 48
Thickness: 9mm




CALCESTRUZZO
24 x 24
Thickness: 9mm



VAIO
24 x 48
Thickness: 9mm



VAIO
24 x 24
Thickness: 9mm



LINO
24 x 48
Thickness: 9mm




LINO
24 x 24
Thickness: 9mm



ALBA
24 x 48
Thickness: 9mm



ALBA
24 x 24
Thickness: 9mm



CORTECCIA
24 x 48
Thickness: 9mm



CORTECCIA
24 x 24
Thickness: 9mm




Vonn

*Reimagining marble's natural elegance,
capturing its ever-changing beauty shaped
by time and environment.*



Vonn
ANTHRACITE



Vonn
GREY LEAF



Vonn
GREIGE



LIGHT SOFT TEXTURED

18 x 36

Thickness: 9mm



GREY SOFT TEXTURED

18 x 36

Thickness: 9mm



GREIGE SOFT TEXTURED

18 x 36

Thickness: 9mm



ANTHRACITE SOFT TEXTURED

18 x 36

Thickness: 9mm

CERAMIC (WALL ONLY):



LIGHT LEAF

24 x 48

Thickness: 9mm



GREY LEAF

24 x 48

Thickness: 9mm



GREIGE LEAF

24 x 48


Thickness: 9mm



Washi
CHALK

Washi


*Inspired by the artful simplicity of natural materials,
the collection weaves together subtle textures
and delicate decors to create a serene,
harmonious whole.*



Washi
PAPER



Washi
PAPER




Washi
CHALK



CHALK NATURAL
24 x 48
Thickness: 10mm



CHALK NATURAL
24 x 48
Thickness: 10mm



CHALK NATURAL
24 x 48
Thickness: 10mm



CHALK NATURAL
24 x 48
Thickness: 10mm



Wide
FOG

Wide

The simplicity and tonality of this cement look create an ideal base for minimalist design.



Wide
STREET



Wide
STEEL



Wide
VAPOUR



VAPOUR

24 x 24 | 12 x 24

Thickness: 9.5mm

Lead Time: Seattle Stock



FOG

24 x 24 | 12 x 24

Thickness: 9.5mm

Lead Time: Seattle Stock



STEEL

24 x 24 | 12 x 24

Thickness: 9.5mm

Lead Time: Seattle Stock



STREET

24 x 24 | 12 x 24

Thickness: 9.5mm

Lead Time: Seattle Stock



WOW 60°

*Fluid and elegant,
a blend between wood and stone looks.*



WOW 60
CHEVRON WOOD MID & CALACATTA



WOW 60
CHEVRON WOOD LIGHT, MID & DARK



WOW 60
TRAPEZIUM WOOD LIGHT, MID & DARK



TRAPEZIUM CALACATTA
4 x 9
Thickness: 8.5mm
Lead Time: 2-3 weeks




TRAPEZIUM WOOD LIGHT
4 x 9
Thickness: 8.5mm
Lead Time: 2-3 weeks



TRAPEZIUM WOOD MID
4 x 9
Thickness: 8.5mm
Lead Time: 2-3 weeks



TRAPEZIUM WOOD DARK
4 x 9
Thickness: 8.5mm
Lead Time: 2-3 weeks



CHEVRON CALACATTA
4 x 20.5
Thickness: 8.5mm
Lead Time: 2-3 weeks



CHEVRON WOOD LIGHT
4 x 20.5
Thickness: 8.5mm
Lead Time: 2-3 weeks



CHEVRON WOOD MID
4 x 20.5
Thickness: 8.5mm
Lead Time: 2-3 weeks



CHEVRON WOOD DARK
4 x 20.5
Thickness: 8.5mm
Lead Time: 2-3 weeks



WOW Abbey Stone

Abbey Stone embodies the way time alters and shapes the appearance by adding its special patina over the centuries. .





SINTRA

XXL - 17.3 x 17.3
L - 8.6 x 8.6
S - 4.3 x 4.3
Thickness: 10mm
Lead Time: 2-3 weeks



RILA

XXL - 17.3 x 17.3
L - 8.6 x 8.6
S - 4.3 x 4.3
Thickness: 10mm
Lead Time: 2-3 weeks



CLUNY

XXL - 17.3 x 17.3
L - 8.6 x 8.6
S - 4.3 x 4.3
Thickness: 10mm
Lead Time: 2-3 weeks



SINTRA

XL - 8.6 x 17.3
M - 4.3 x 8.6
Thickness: 10mm
Lead Time: 2-3 weeks



RILA

XL - 8.6 x 17.3
M - 4.3 x 8.6
Thickness: 10mm
Lead Time: 2-3 weeks



CLUNY

XL - 8.6 x 17.3
M - 4.3 x 8.6
Thickness: 10mm
Lead Time: 2-3 weeks



WOW Bejmat
BISCUIT & AZUR

WOW Bejmat

A part of the Zellige iconic moorish trend,
with significant influence on western decoration.



WOW Bejmat
DECOR BISCUIT LAKE



WOW Bejmat
WHITE GLOSS & CARMIN




WOW Bejmat
TAN & DECOR TAN WHITE



WHITE GLOSS

2 x 6


*9 pieces shown
Thickness: 10mm
Lead Time: 2-3 weeks



BISCUIT MATTE

2 x 6


*9 pieces shown
Thickness: 10mm
Lead Time: 2-3 weeks



TAN MATTE

2 x 6

*9 pieces shown
Thickness: 10mm
Lead Time: 2-3 weeks



LAKE GLOSS

2 x 6


*9 pieces shown
Thickness: 10mm
Lead Time: 2-3 weeks



LEMONADE GLOSS

2 x 6

*9 pieces shown
Thickness: 10mm
Lead Time: 2-3 weeks



AZUR GLOSS

2 x 6

*9 pieces shown
Thickness: 10mm
Lead Time: 2-3 weeks



CARMIN GLOSS

2 x 6

*9 pieces shown
Thickness: 10mm
Lead Time: 2-3 weeks



OLIVE GLOSS

2 x 6

*9 pieces shown
Thickness: 10mm
Lead Time: 2-3 weeks



EBONY GLOSS

2 x 6

*9 pieces shown
Thickness: 10mm
Lead Time: 2-3 weeks



WHITE GLOSS

6 x 6

*4 pieces shown
Thickness: 10mm
Lead Time: 2-3 weeks



BISCUIT MATTE

6 x 6

*4 pieces shown
Thickness: 10mm
Lead Time: 2-3 weeks



TAN MATTE

6 x 6

*4 pieces shown
Thickness: 10mm
Lead Time: 2-3 weeks



DECOR BISCUIT WHITE

6 x 6

*4 pieces shown
Thickness: 10mm
Lead Time: 2-3 weeks



DECOR BISCUIT AZUR

6 x 6

*4 pieces shown
Thickness: 10mm
Lead Time: 2-3 weeks



DECOR BISCUIT LAKE

6 x 6


*4 pieces shown
Thickness: 10mm
Lead Time: 2-3 weeks



DECOR TAN WHITE

6 x 6


*4 pieces shown
Thickness: 10mm
Lead Time: 2-3 weeks



DECOR TAN AZUR

6 x 6

*4 pieces shown
Thickness: 10mm
Lead Time: 2-3 weeks



DECOR TAN OLIVE


6 x 6

*4 pieces shown
Thickness: 10mm
Lead Time: 2-3 weeks



WOW Cottage

Full of character and warmth
for picturesque charm.



WOW Cottage
COTTO



COTTO

2.7 x 5.5

Thickness: 8.5mm

Lead Time: 2-3 weeks



SAND

2.7 x 5.5

Thickness: 8.5mm

Lead Time: 2-3 weeks



WHITE

2.7 x 5.5

Thickness: 8.5mm

Lead Time: 2-3 weeks



GREY

2.7 x 5.5

Thickness: 8.5mm

Lead Time: 2-3 weeks



GRAPHITE

2.7 x 5.5

Thickness: 8.5mm

Lead Time: 2-3 weeks



HEX COTTO

5.5 x 6.3

Thickness: 8.5mm

Lead Time: 2-3 weeks



HEX SAND

5.5 x 6.3

Thickness: 8.5mm

Lead Time: 2-3 weeks



HEX WHITE

5.5 x 6.3

Thickness: 8.5mm

Lead Time: 2-3 weeks



HEX GREY

5.5 x 6.3

Thickness: 8.5mm

Lead Time: 2-3 weeks



HEX GRAPHITE

5.5 x 6.3

Thickness: 8.5mm

Lead Time: 2-3 weeks



WOW Gea

Neutral tones combined with
subtle carved textures.




CALACATTA

4.7 x 4.7

Thickness: 8.5mm

Lead Time: 2-3 weeks



LINEN

4.7 x 4.7

Thickness: 8.5mm

Lead Time: 2-3 weeks



GREY

4.7 x 4.7

Thickness: 8.5mm

Lead Time: 2-3 weeks



CHARCOAL

4.7 x 4.7

Thickness: 8.5mm

Lead Time: 2-3 weeks



CARVED CALACATTA

4.7 x 4.7

Thickness: 8.5mm

Lead Time: 2-3 weeks



CARVED LINEN

4.7 x 4.7

Thickness: 8.5mm

Lead Time: 2-3 weeks



CARVED GREY

4.7 x 4.7

Thickness: 8.5mm

Lead Time: 2-3 weeks



CARVED CHARCOAL

4.7 x 4.7

Thickness: 8.5mm

Lead Time: 2-3 weeks



WOW Mestizaje Chateau

*Inspired by the charm of french terracotta
and embellished with the passage of time.*





WHITE GLOSS

7 x 7

Thickness: 10mm
Lead Time: 2 weeks



COTTO

7 x 7

Thickness: 10mm
Lead Time: 2 weeks



GRAPHITE

7 x 7


Thickness: 10mm
Lead Time: 2 weeks



WHITE GLOSS CRAYON

1.5 x 9

Thickness: 10mm
Lead Time: 2 weeks



COTTO CRAYON

1.5 x 9

Thickness: 10mm
Lead Time: 2 weeks



GRAPHITE CRAYON

1.5 x 9

Thickness: 10mm
Lead Time: 2 weeks



WOW Raster

A matrix data structure, made up of a collection of tiny, uniform sized pixels arranged in a grid, used to create complex compositions.



CHALK LINES S

6 x 6

Thickness: 8.5mm

Lead Time: Seattle Stock



ASH LINES S

6 x 6

Thickness: 8.5mm

Lead Time: Seattle Stock



MOSS LINES S

6 x 6

Thickness: 8.5mm

Lead Time: Seattle Stock



DEEP BLUE LINES S

6 x 6

Thickness: 8.5mm

Lead Time: Seattle Stock



CLAY LINES S

6 x 6

Thickness: 8.5mm

Lead Time: Seattle Stock



OFF WHITE LINES S

6 x 6

Thickness: 8.5mm

Lead Time: Seattle Stock



CHALK GRID M

6 x 6

Thickness: 8.5mm

Lead Time: Seattle Stock



ASH GRID M

6 x 6

Thickness: 8.5mm

Lead Time: Seattle Stock



MOSS GRID M

6 x 6

Thickness: 8.5mm

Lead Time: Seattle Stock



DEEP BLUE GRID M

6 x 6

Thickness: 8.5mm

Lead Time: Seattle Stock



CLAY GRID M

6 x 6

Thickness: 8.5mm

Lead Time: Seattle Stock



OFF WHITE GRID M

6 x 6


Thickness: 8.5mm

Lead Time: Seattle Stock



WOW Solid

Allowing freedom of design through an elegant range of colors in five modular sizes



CHALK

XL - 10 x 10

L - 5 x 10

M - 5 x 5

S - 2.5 x 5

XS - 2.5 x 2.5

Thickness: 8.5mm

Lead Time: 2 weeks



ASH

XL - 10 x 10

L - 5 x 10

M - 5 x 5

S - 2.5 x 5

XS - 2.5 x 2.5

Thickness: 8.5mm

Lead Time: 2 weeks



BASALT

XL - 10 x 10

L - 5 x 10

M - 5 x 5

S - 2.5 x 5

XS - 2.5 x 2.5

Thickness: 8.5mm

Lead Time: 2 weeks



MOSS

XL - 10 x 10

L - 5 x 10

M - 5 x 5

S - 2.5 x 5

XS - 2.5 x 2.5

Thickness: 8.5mm

Lead Time: 2 weeks



COTTO

XL - 10 x 10

L - 5 x 10


M - 5 x 5

S - 2.5 x 5

XS - 2.5 x 2.5

Thickness: 8.5mm

Lead Time: 2 weeks



SKY

XL - 10 x 10

L - 5 x 10

M - 5 x 5

S - 2.5 x 5

XS - 2.5 x 2.5

Thickness: 8.5mm

Lead Time: 2 weeks



WOW Stardust
PEBBLES COTTO

WOW Stardust

Drawing inspiration from stardust and lunar particles in outer space, interpreted through texture and color application showcasing a vision of cosmic charm.



WOW Stardust
PEBBLES NERO & TEAL



IVORY

6 x 6

Thickness: 8.5mm

Lead Time: 2 weeks



NERO

6 x 6

Thickness: 8.5mm

Lead Time: 2 weeks



COTTO

6 x 6

Thickness: 8.5mm

Lead Time: 2 weeks



OCEAN

6 x 6

Thickness: 8.5mm

Lead Time: 2 weeks



TEAL

6 x 6

Thickness: 8.5mm

Lead Time: 2 weeks



PEBBLES IVORY

6 x 6

Thickness: 8.5mm

Lead Time: 2 weeks



PEBBLES NERO

6 x 6

Thickness: 8.5mm

Lead Time: 2 weeks

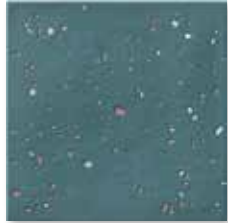


PEBBLES COTTO

6 x 6

Thickness: 8.5mm

Lead Time: 2 weeks



PEBBLES OCEAN

6 x 6

Thickness: 8.5mm

Lead Time: 2 weeks



PEBBLES TEAL

6 x 6


Thickness: 8.5mm

Lead Time: 2 weeks



WOW Tesserae

Inspired by the hand made cement tiles from the nineteenth century, full of character and recalling the mastery of the mosaic artisans



LIKE BLANC

11 x 11

Thickness: 8.5mm
Lead Time: 2 weeks



LIKE GRANA

11 x 11

Thickness: 8.5mm
Lead Time: 2 weeks



LIKE GRANA PLUS

11 x 11

Thickness: 8.5mm
Lead Time: 2 weeks



LIKE MARINO

11 x 11

Thickness: 8.5mm
Lead Time: 2 weeks



LIKE MARINO PLUS

11 x 11

Thickness: 8.5mm
Lead Time: 2 weeks



LIKE B&W

11 x 11

Thickness: 8.5mm
Lead Time: 2 weeks



SUIT BLANC

11 x 11

Thickness: 8.5mm
Lead Time: 2 weeks



SUIT ONA

11 x 11

Thickness: 8.5mm
Lead Time: 2 weeks



SUIT MARINO

11 x 11

Thickness: 8.5mm
Lead Time: 2 weeks



SUIT GRANA

11 x 11

Thickness: 8.5mm
Lead Time: 2 weeks



SUIT MOSS

11 x 11

Thickness: 8.5mm
Lead Time: 2 weeks



SUIT B&W

11 x 11

Thickness: 8.5mm
Lead Time: 2 weeks



SUIT B&W PLUS

11 x 11

Thickness: 8.5mm
Lead Time: 2 weeks



WOW Trecadis

*Irregular pieces come together
in abstract harmony, echoing the vibrancy
of Mediterranean tradition.*



WOW *Trencadis*
GUELL RILA



WOW *Trencadis*
GAUDI MUD



GAUDI ARTIC

10 x 10

Thickness: 10mm
Lead Time: 2 weeks



GAUDI RILA

10 x 10

Thickness: 10mm
Lead Time: 2 weeks



GAUDI SAND

10 x 10

Thickness: 10mm
Lead Time: 2 weeks



GAUDI COAL

10 x 10

Thickness: 10mm
Lead Time: 2 weeks



GAUDI CHALK

10 x 10

Thickness: 10mm
Lead Time: 2 weeks



GAUDI ASH

10 x 10

Thickness: 10mm
Lead Time: 2 weeks



GAUDI MUD

10 x 10

Thickness: 10mm
Lead Time: 2 weeks



GAUDI BASALT

10 x 10

Thickness: 10mm
Lead Time: 2 weeks



GUELL ARTIC

2.5 x 11

Thickness: 10mm
Lead Time: 2 weeks



GUELL RILA

2.5 x 11

Thickness: 10mm
Lead Time: 2 weeks



GUELL SAND

2.5 x 11

Thickness: 10mm
Lead Time: 2 weeks



GUELL COAL

2.5 x 11

Thickness: 10mm
Lead Time: 2 weeks



GUELL CHALK

2.5 x 11

Thickness: 10mm
Lead Time: 2 weeks



GUELL ASH

2.5 x 11

Thickness: 10mm
Lead Time: 2 weeks



GUELL MUD

2.5 x 11

Thickness: 10mm
Lead Time: 2 weeks



GUELL BASALT

2.5 x 11

Thickness: 10mm
Lead Time: 2 weeks



WOW Wellness: Aqua

Simplicity meets sophistication in a palette of colors that captures the essence of sand, the elegance of gray, and the vitality of green.





SAND S

4.3 x 4.3

Thickness: 8.5mm

Lead Time: 2 weeks



SAND M

4.3 x 8.6

Thickness: 8.5mm

Lead Time: 2 weeks



GREY S

4.3 x 4.3

Thickness: 8.5mm

Lead Time: 2 weeks




GREY M

4.3 x 8.6

Thickness: 8.5mm

Lead Time: 2 weeks



GREEN S

4.3 x 4.3

Thickness: 8.5mm

Lead Time: 2 weeks



GREEN M

4.3 x 8.6

Thickness: 8.5mm

Lead Time: 2 weeks



SAND DECOR

*32 PATTERNS RANDOMLY MIXED

4.3 x 4.3

Thickness: 8.5mm

Lead Time: 2 weeks



GREY DECOR

*32 PATTERNS RANDOMLY MIXED

4.3 x 4.3

Thickness: 8.5mm

Lead Time: 2 weeks



GREEN DECOR

*32 PATTERNS RANDOMLY MIXED

4.3 x 4.3

Thickness: 8.5mm

Lead Time: 2 weeks



WOW Marble
SAND



WOW Marble
GREEN

WOW Wellness: Marble


water and design converge to create an atmosphere that soothes, reflects, and celebrates the quietude that is essential to wellbeing.




WOW Marble
GRAPHITE




SAND
4.3 x 4.3
Thickness: 8.5mm
Lead Time: 2 weeks



GREEN
4.3 x 4.3
Thickness: 8.5mm
Lead Time: 2 weeks



GRAPHITE
4.3 x 4.3
Thickness: 8.5mm
Lead Time: 2 weeks



WOW Wellness: Sukabumi

Simplicity meets sophistication in a palette of colors that captures the essence of sand, the elegance of gray, and the vitality of green.






WHITE

4.3 x 4.3

Thickness: 8.5mm

Lead Time: 2 weeks




GREEN

4.3 x 4.3

Thickness: 8.5mm

Lead Time: 2 weeks




BLUE

4.3 x 4.3

Thickness: 8.5mm

Lead Time: 2 weeks



GRAPHITE

4.3 x 4.3

Thickness: 8.5mm

Lead Time: 2 weeks



statements | TILE & STONE

SEATTLE

SAN FRANCISCO

PORTLAND