




Level 2 Literacy Program

A comprehensive and proven program that connects systematic phonics instruction with meaningful reading.

Streamlined Level 2 is a collection of lessons, assessments, and connected activities that comes from the CR Success Learning Program. It supports and expands the skills developed in Level One. Students begin by studying words with a 1:1 grapheme-phoneme match in Closed Syllables. They advance to studying all six syllable types, multiple spellings for a phoneme, syllabication, and advanced morphology. They also study the less frequent vowel spellings and the less frequent spelling patterns. The emphasis in Level 2 is on multisyllabic words. Level 2 combines a research-based sequence of instruction with explicit lessons that are both teacher-friendly and engaging for students. These lessons will streamline teaching for you and learning for your students.

Streamlined
Level 2



Each series is fully decodable and written sequentially.

Tales of Friends - Each story presents more complex phonic patterns, using the systematic phonics scope and sequence of the CR Success Readers.

Once Upon a Pigeon Fables Anthology - Each story in this anthology is fully decodable. The 16 stories are written sequentially to develop all phonetic concepts. The retold fables promote deeper comprehension, including inferential skills, as well as promoting character development. These stories begin at the second grade level and advance to the end of third grade level. The **Connect and Reflect** companion workbook provides vocabulary lists, phonics practice, writing assignments, thematic non-fiction reading.

The Next Generation of Word Study

The **Wordsmith** Programs are aligned to the CR Success Learning Reading Program. The Wordsmith Programs teach word study, spelling concepts, and writing skills in an interactive, highly engaging and memorable manner. Authentic activities teach concepts that students can apply to reading and writing.



Handwriting with Purpose

Home Run Handwriting is a highly effective handwriting program that is correlated to and reinforces Wordsmith Level 2 word study program and Streamlined Level 2 reading program. The primary goal of Home Run Handwriting Level 2 is to promote automaticity and fluency in manuscript printing, while accurately forming letters.



Streamlined Level 2

Streamlined Level 2 provides a 30-unit literacy curriculum. Level 2 is taught by units, which could be transferred into weeks, as each unit has five days of instruction. CR Success used the term “unit” to recognize that some lessons might need to be extended or accelerated. Each unit’s plan includes the following:

- Specific student outcomes (I Can Statements)
- List of materials to prepare
- Thorough descriptions of the phonetic concept
- Ideas and materials for Independent Work Centers
- Word Lists for the phonetic concept
- Anchor Chart descriptions
- Lesson Plans for an introductory lesson and three lessons using the Magnetic Folders
- Progress monitoring materials and directions, with recommendations for next steps and differentiation

Curriculum for Streamlined Level 2:

- builds the neural pathways that are necessary for fluent reading
- develops advanced phonemic awareness, with an emphasis on manipulating phonemes, using oral phonemic activities which are then applied to spelling and reading chains of syllables
- reinforces previous understanding of the phonetic concepts from Level 1
- promotes more advanced phonetic understanding, especially for multisyllabic words and variant vowel spellings
- furthers students’ ability to divide words into syllables
- expands knowledge of the six syllable types
- teaches the most common suffixes and prefixes
- advances recognition of high-frequency sight words through personal study
- requires students to practice their new phonetic skills by reading, with fluency and comprehension, decodable books
- fosters understanding of close reading skills and basic comprehension skills
- expands and scaffolds writing skills, including writing mechanics (sentence structure and rules, spelling) and content writing for simple paragraphs

Streamlined Level 2

Key Features

- **Based on the Science of Reading:** *Level 2* builds the neural pathways that are necessary for fluent reading.
- **Research -Based:** The methodology is based on current literacy research.
- **Multisensory:** The activities in *Level 2* engage the student using multiple senses and multiple pathways of learning. *Level 2* uses stories, songs, gestures, magnetic folders, and visual posters.
- **Hands-On Learning:** Every activity is designed to promote the full and active participation of the student.
- **Explicit and Sequential:** The lessons have clear directions, explicit teacher language, and clearly defined time management
- **Reinforces Learning:** Students learn to apply learning to real reading and writing by using the *CRSL Readers Wordsmith Program*.
- **Teacher Friendly:** *Level 2* is designed by teachers for teachers; preparation is kept to a minimum and supportive materials are easily organized.
- **Encourages Transfer:** Students are prompted to transfer skills by finding words in other contexts, through writing, and through word sorts.
- **Challenging:** *Level 2* provides many challenges for students to expand their learning.
- **Differentiated:** *Level 2* embeds formative instruction and suggestions on how to use the data to differentiation both the pace and the presentation of concepts.
- **Part of Sequential Program:** *Level 2* is the fourth program in the CR Success Reading Program



Foundations Level 2 Kit Includes:

- **Foundation Reference Manual**
This reference manual covers literacy theory and procedures for teaching the Magnetic Folder Lesson, vocabulary and comprehension theory instruction, and reviews the scope and sequence of CR Success Foundation Reading.
- **Streamlined Level 2 Manual**
Daily lesson plans, with descriptions of materials, including Anchor Charts, detailed teacher language, and progress monitoring/summative assessments.
- **Streamlined Level 2 USB Drive**
The USB drive contains all digital material, including Black Line Masters and Songs & Chants.
- **CR Success Concept Book**
This book depicts the 25 CR Success phonetic concepts through stories, songs, gestures, and word examples. 43 full-size visual posters are paired with the concepts for a true multi-sensory presentation.
- **Alphabet Wall Cards**
- **Steps of the Magnetic Folder Lesson Poster**
- **Teacher Magnetic Letter Set**
100 large magnetic letter tiles

Foundations Level 2 Kit

FDKT-2

\$529

Student Level 2 Materials

Foundation Magnetic Folder and Letter Set

The unique magnetic folder with letter tiles is an interactive tool to promote student's fluency in sound-letter correspondences and word recognition, while developing the phonemic awareness skills of identifying, segmenting, blending, and manipulating phonemes. The entire phonetic code for English can be taught using this tool.

FLS-2 \$49

b	k	s	s	es	un	dis	est	sion
c	l	m	ly	in	wr	mis	sub	tion
d	r	y	z	er	qu	ful	ing	able
f	n	y	th	re	ng	ed	non	sure
g	p	w	ff	kn	ch	wh	less	ture
h	x	j	ss	sh	ck	ph	tch	dge
v	t		ll				pre	ment
		oy		ea	ow			ness
e	ai	or	y	ou	oo	igh		ible
e	i	er	oe					le
u	o	ur	ar	ee	el	aw	ew	
a	ir	oi	ay	au	eu			eligh
		ui	ue	oa	ie	ey		

Prefixes: re, un, dis, pre, non, in, sub, mis

Suffixes: tion, sion, ment, ness, ture, sure, est, ible, able



Level 2 Desk Plate (12" x 4")

A full-colored, 16" x 6" desk plate that provides a handy reference for the alphabet, left and right hands, a number line 1-100, No Excuse T.R.I.C.K.Y words, picture of the complete CRSL letter tiles on the folder, and space to print name. Sold in packs of 10.

DP-2
\$13

No Excuse T.R.I.C.K.Y Words

also	bought	color	flower	into	often	really	should	trouble	woman
because	brought	correct	gone	knew	own	roll	sign	very	won't
both	buy	could	here	laugh	put	says	sure	who	would

Level 2 Classroom Set Discount

If you order a classroom set of 20 or more Foundation Magnetic Folder and Letter Sets, 20 or more Level 2 Desk Plates, one or more Foundations Level 2 Kits, and one or more Small Group Reading Sets, a 10% discount will be given for the entire order. Contact Cheryl Campbell (cheryl@crsuccesslearning.com) for a customized estimate on materials for your classroom.



Once Upon a Pigeon Anthology (16 stories)

THIS ENGAGING ANTHOLOGY of 16 character-enriching fables ranges in text complexity from a Lexile Level of 350L to 680L (beginning second grade level to end of third grade level). The stories feature decodable vocabulary and phonetic concepts, building to increasingly more complex structures and words, story by story, until all phonetic concepts have been introduced. Lively illustrations provide both visual cues and entertaining springboards from which to discuss the complicated adventures of charming animal characters. Both close reading skills and character development are promoted by this anthology.

Fables single reader (144 pages) **RE-5 \$25**

Fables Small Group Reading Set: 6 readers and digital teacher's guide
GRS-5 \$130



Back at the ranch, Dog shows off: "River lost the race today! Hooray! I am the best!"

"Yes," says Cat. "You ARE the best . . . at bragging."

Pig chimes in. "I agree. You always say you can eat more than I."

"And it's rude to say your bark is better than my moo," declares Cow.

"But it's all true!" yells Dog. "Can't you all just admit that I am the best?"



Upset, Dog stomps off. He goes to visit Big Rock. Rock will understand.

Dog's whine interrupts Rock's meditation. "Why can't they see that I am the best and the fastest?"

A tiny ant climbs over her before Rock replies. "The best AND the fastest? Hmm. . ."

"Well?" Dog yelps.



After nine minutes, Rock asks, "May I challenge you to a race?"

"What?" Dog is confused. "A race? With you? A ROCK? That's funny!"


Rock is still. At last she proposes, "Five o'clock on Friday, then?"

"You bet!" Dog is amused.



Connect and Reflect Workbooks and Teacher Guide

Connect and Reflect Workbook provides a complete word study and comprehension program for small group reading lessons. Each section, based on a story from Once Upon a Pigeon, includes vocabulary lists, word study, grammar lessons, comprehension questions, related non-fiction stories, and writing assignments. The teacher's guide features state standards-aligned lesson plans, with explicit directions to develop cross-curricular connections and support the enriching activities in the workbook.



Here are three examples of the ten different pages for each story:

Vocabulary Connection

Four-Step Vocabulary: Closed Syllables

Simple Closed Syllables

big	bin	got	hat	have
him	not	nods	pad	pan
red	sit	top	van	mob

Simple Closed Syllables with Consonant Teams

bath	hushes	rush	with
------	--------	------	------

Hungry Rule

back	bell	ick	mocks	pick
rock	tells	well	will	yells

Complex Closed Syllables

asks	block	claps	cracks	crafty
fast	flash	glad	grass	gulps
hunt	jumps	left	lunch	plan
plop	rests	shifts	snack	snaps
softly	spits	spot	stem	steps
still	trap	trash	trick	wind

Tall King Think Words

all	fangs	gang	rings	sing
small	springs	tall	thank	

Phrases

I want	someone cooking
Let's go inside	does not hear
look for cheese	news travels
fear Thunder Cat	where was I
with fangs and claws	how will a mouse
a very, very good plan	

10 Who Will Bell the Cat? © CR Success Learning, LLC. Phonics is published.

Vocabulary Reflection

Vocabulary in Context

Questions 1-5: Read the sentences below and choose the correct meaning for the underlined word(s). Refer back to the fable to read the sentence in context.
Questions 6-7: Read each sentence and determine a word that would fit in the blank. (No need to refer to the fable for these.)

1. Thunder Cat is a big black mouse trap with fangs and claws!

- flat teeth
- sharp and pointed teeth
- paws
- whiskers

2. Thunder Cat is crafty and fast!

- showy
- boring
- tricky
- fun-loving

3. The wind shifts.

- changes
- whispers
- straightens
- blows

4. The mob is still.

- few
- one
- glad
- crowd

5. Thunder Cat _____ too softly for us to hear.

6. SHHHHH! Big Mouse _____ the mob.

© CR Success Learning, LLC. Phonics is published. Who Will Bell the Cat? 11

Grammar Connection

Verb Tense – Put it in the Past

A verb is regular if the past tense is formed by adding the suffix *-ed* to the base word. A verb is irregular if the past tense is a different word or the same word. Write the past tense for each word and determine if it is regular or irregular.

Present Tense Verb:	Past Tense Verb:	Regular	Irregular
Today he _____	Yesterday he _____		
rests	rested	✓	
is	was		✓
does			
gulps			
says			
wants			
runs			
asks			
gets			
sits			
puts			

12 Who Will Bell the Cat? © CR Success Learning, LLC. Phonics is published.

Fables Connect and Reflect Student Workbook **CRWK-5 \$18**


Teacher's Guide for Connect and Reflect (CD or digital download upon request) **TGCD-5 \$35**

Fables Student Set: 1 Fables Reader and 1 Connect and Reflect Student Workbook **SS-5 \$37**

Fables Classroom Set: 12 Fables Readers, 20 Connect and Reflect Student Workbooks,
Teacher's Guide CD or digital download upon request

CS-5 \$450

Level 2 Materials ala carte



Foundation Reference Manual (212 pages)

This manual covers the research-based literacy theory behind the *CR Success Foundation Reading Programs*. (Levels K-3). It delineates the procedures for teaching the Magnetic Folder Lesson, which develops phonemic awareness and phonetic concepts. It presents vocabulary, fluency, and comprehension theory instruction, with practical applications to the CRSL Readers. It includes the entire scope and sequence for each of the CRSL programs. This is the training manual that explains the “what, why, and how” of each aspect of instruction. It is essential for all teachers implementing *CR Success Foundation Reading*.

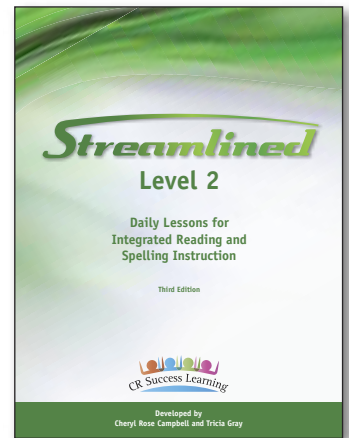
FRM-1 \$169

Streamlined Level 2 Manual (294 pages)

Includes Streamlined Level 2 Black Line Masters on USB Flash Drive (digital download available upon request)

This comprehensive manual presents summative and formative assessments, 30 units of daily lesson plans, complete descriptions of routines/procedures, ideas for Centers, word lists, Anchor Charts, suggestions for differentiation, and organizational tools. The digital materials provide all the Black Line Masters for the program.

STM-2 \$179




Steps of the Magnetic Folder Lesson	Student Response
Purpose	
Warm Up	
Spell Sounds	
Read Sounds	
New Concept	
Spell Syllables	
Read Syllables	
Spelling Journal	
Closure	

Steps of the Magnetic Folder Lesson Poster

This poster is a visual reminder for the teacher of the sequence of steps to teach the Magnetic Folder Lesson. The Lesson Plan is based on the Gradual Release Model (I Do - We Do - You Do) and follows a process of review, teaching the new concept, guided practice, and independent practice. (11" x 17")

SMFL-P \$12



CR Success Concept Book (104 pages)

This book depicts the 25 CR Success phonetic concepts through stories, songs, gestures, and word examples. 43 full-size visual posters are paired with the concepts for a true multisensory presentation. (13" x 9.5")

CB-1 \$169

Concept 2
Consonant Teams

Consonant Teams

Two consonants will team together to spell one brand new sound: sh, wh, th, ch, qu, ng.

Teach the Story

A team works together. Sometimes two consonants will team together to spell one new sound. We have /sh/ the quiet team (finger to lip) and /wh/ the birthday team (hold out index finger and blow).

sh wh

We have /th/ the rude team (make dismissive gesture) and /ch/ the Karate chop team (hand chops onto other palm).

ch th

We have /qu/ the queen team (make royal wave) and /ng/ the king team (punch top of nose).

qu ng

Song

Gesture
Two consonants (hold up C shape on both hands) team together (bring C shapes together and raise up as one circle) to make **ONE BRAND NEW SOUND.**

Sound Changes

Spell /sh/ /wh/ /th/ /ch/ /qu/ /ng/
Read **sh wh th ch qu ng**

Examples

sh	shop, fish	ch	chin, chop
wh	when, whip	qu	quit, quiz
th	that, math	ng	song, lung

Magnetic Folder

sh th ch wh qu ng

Alphabet Wall Cards

These cards are used to show the uppercase and lowercase letter, with the correct letter formation, and the sound-action picture. These cards are intended to be displayed in the classroom throughout the year. (31 cards, 8.5" x 11")

FS-AWC \$35




(actual size)

Foundation Teacher Magnetic Letter Sets

100 large magnetic letter tiles

TLS-2 \$69



Friday **Lesson 20**

Purpose
Teachers will assess students' knowledge of the concept words. Students will develop their ability to write, using Wordsmith words in sentences and paragraphs.

Administer Group Assessment – 10 minutes
Follow the assessment procedures in the Introduction. If you choose to administer the Sentence Dictation, use Black Line Master Weekly Assessment A. Dictate these sentences shown below. Say the entire sentence, then repeat, pausing after each phrase.
1. The exhausted man paused to yawn.
2. I saw what the author's cause was.

Facilitate Individual Assessment – 10 minutes
Use Black Line Master Weekly Assessment B, which can be copied on the back of A. Have children work in partners. The partners will exchange their pretest assessments. One partner will dictate the words while the other one spells the words on his sheet. Then, students switch roles. Partners can correct each other's assessment.

Discuss Write It – 10 minutes
Read the directions and check for understanding. When students have finished, encourage them to share their responses with the class.

Write a Paragraph
Use the clues below to write a Wordsmith word. A clue in brackets [] means you choose any word that fits. Now write the answers in the story.

1. a month _____ 5. [name of a dog] _____
2. to stop for a little bit (add -ed) _____ 6. uncooked _____
3. past tense of see _____ 7. mistake _____
4. animal foot _____ 8. to bring about (add -ed) _____

A Dog and a Grill

In _____, my dad likes to grill meat outside. One day, he _____ for a second to run inside. When he came back, he _____ our dog's _____ prints by the grill. _____ had jumped up and grabbed the _____ meat. Dad felt this was his _____ since he had left the grill lid open. I'm glad _____ did not burn his paws! This event _____ a change in dinner plans. We had pizza and _____ had steak.

Administer the second TRICKY Word Assessment. See Introduction.

Teacher's Guide for Level 2 143

Wordsmith Level 2 Teacher's Guide (206 pages)

The manual is user-friendly, with scripts and guidelines for differentiating instruction for students who are advanced or who are struggling. There are 30 weeks of instruction with assessment worksheets to monitor progress.

Digital files for extra worksheets and assessments are included (CD in manual or download upon request).

WM-2 \$99



Wordsmith Level 2 Student Workbook (154 pages)

The uniquely designed student workbook engages the students with multisensory, inquiry-based activities. There are 30 weekly units; each unit focuses on a specific phonetic concept and presents ten words plus one irregular word. All units include five lessons that help the students explore the concept, use phonological skills, develop writing/grammar skills, and apply the concept to new words with the same concept.

Package of 5
WWK-2 \$55


Write a Paragraph
Use the clues below to write a Wordsmith word. A clue in brackets [] means you choose any word that fits. Now write the answers in the story.

1. a month _____ 5. [name of a dog] _____
2. to stop for a little bit (add -ed) _____ 6. uncooked _____
3. past tense of see _____ 7. mistake _____
4. animal foot _____ 8. to bring about (add -ed) _____

A Dog and a Grill

In _____, my dad likes to grill meat outside. One day, he _____ for a second to run inside. When he came back, he _____ our dog's _____ prints by the grill. _____ had jumped up and grabbed the _____ meat. Dad felt this was his _____ since he had left the grill lid open. I'm glad _____ did not burn his paws! This event _____ a change in dinner plans. We had pizza and _____ had steak.

CR Success Wordsmith – Level 2 Lesson 20 – Write It 104



Home Run Handwriting Level 2 Teacher's Guide (104 pages) is user-friendly, with scripts for fun, action-action packed activities that follow a predictable routine. The multisensory approach engages the student and makes learning memorable. The easy to follow, step-by-step teacher guide provides 30 weeks of instruction for daily activities.

**HTM-2
\$79**

Handwriting Lesson 18		Student Workbook Pages 61-63
Daily Starting Lineup	<p>Warm-ups: 4 minutes Large Motor Activities: Choose one or two of the following - Cross Crawl Marching, Clapping Games, Windshield Wipers, Backward Circles, Shoulder Squeeze, Chair Pushups Fine Motor Activities: Choose one or two of the following - Pinchers, Finger Pushups, Finger Push-offs, Pencil Gymnastics, Sign the ABCs</p> <p>Handwriting Rap (page 7 student workbook): Repeat rap with students. Watch to see that students are sitting correctly, placing the paper at the correct angle, and holding the pencil correctly.</p>	
Monday Bakers Box	<p>Letter Practice: 6 minutes Students practice sets of letters with similar strokes. Discuss how the letters are similar. Then model how to form the letters, and how to trace and copy the words. Remind students to say the sound of the letter as you write it and read the word when you are finished.</p> <p>Drop Bat and Foul Ball letters:</p> <p style="text-align: center;">j p f s jury fires person</p>	
Tuesday First Base	<p>Look-alike Letters: 6 minutes Students practice sets of letters which look alike to develop visual discrimination. Model how to form the letters, trace and copy the words.</p> <p style="text-align: center;">s z zest†</p>	
Wednesday Second Base	<p>Fluency Practice: 6 minutes Materials: Stop Watch Model tracing the sentence. Time students for one minute as they print the sentence as many times as they can. After you say STOP, ask students to count how many letters they wrote. Letters must pass the Four 5's to count. Graph the results on pages 101 - 102 of the students' workbook.</p> <p style="text-align: center;">The fresh pizza is zesty.</p>	

Fluency Practice: Trace the sentence. It has many Drop Bat and Foul Ball letters.
 When your teacher tells you to start, print the sentence as many times as you can in one minute.


The fresh pizza is zesty.

Interesting Idioms:
 Trace the sentence.

The runners are in top form.

18 THURSDAY

CR Success Home Run Handwriting - Level 2 Page 62



Home Run Handwriting Level 2 Student Workbook (102 pages) was planned by an occupational therapist to promote accurate practice that is carefully supported through starting points for letters, letter models, and shaded handwriting lines.

Package of 5
**HWK-2
 \$49**