



3 UNDERGROUND MOBILE EQUIPMENT ACCESS PLATFORMS



PERTH
(08) 9459 8600
KALGOORLIE
(08) 9021 8300

ADELAIDE
(08) 8231 1513
NEWMAN
(08) 9175 1164

DARWIN
(08) 8963 5621
MT ISA
(07) 4743 6458

✉ sales@bendtechgroup.com.au
🌐 bendtechgroup.com.au

2-10 Kewdale Road, Welshpool WA 6106





BEND-TECH GROUP

Bend-tech Group delivers a tailored design, engineering and fabrication service which empowers our customers towards operational safety, efficiency, and excellence. Intelligent systems and processes propel our consultative approach towards problem solving, it is imperative we create comfort and certainty. Service that takes control of problems and accountability puts solutions in motion, we have learned through a deep understanding of our customers that this is what they need.

Being global providers of designed and engineered products, services and solutions has allowed us to develop cross-industrial expertise that has galvanised our internal processes and put us at the forefront of technology and innovation. Our people are what we believe sets us apart, our culture of learning, understanding and excellence means the whole organisation progresses in synchronicity. Our team makes an impact internally, as well as throughout all our customer interactions.

Over 30 years of delivering intelligent design, custom-certified products and services has taken us across many industries and into many countries. We have provided our industry leading solutions across the Mining, Defence, Fabrication, Marine, Rail and Oil and Gas industries globally.

B | BUILT BETTER
BY BEND-TECH



**UNDERGROUND MOBILE EQUIPMENT
ACCESS PLATFORMS****INDEX**

ABOUT BEND-TECH	/// 3
EPIROC MT65 TRUCK	/// 5 - 6
EPIROC ST14 TRUCK	/// 7
CATERPILLAR AD30 TRUCK	/// 9
CATERPILLAR AD45 TRUCK	/// 10
CATERPILLAR AD55B TRUCK	/// 11
CATERPILLAR AD60 TRUCK	/// 12
CATERPILLAR AD63 TRUCK	/// 13
CATERPILLAR R2900 / R3000 LOADER	/// 15 - 17
SANDVIK LH 517 / LH517I LOADER	/// 19
SANDVIK LH621 / LH621I LOADER	/// 21 - 22
SANDVIK TH663 TRUCK	/// 23

UNDERGROUND ME ACCESS PLATFORMS ABOUT BEND-TECH



We deliver sustained value by providing cutting edge solutions through collaboration and innovation. For more than 30 years we have delivered intelligent design and customcertified products and services to the Mining, and Mobile Equipment sectors across Australia and around the world.

We have achieved this through a deep understanding of our customers and their requirements as well as innovative and industry leading design, engineering and construction. Our platforms, stands, tooling, components and lifting and handling equipment is designed to make maintenance on your mobile equipment safe, efficient and easy.

“ **MAKING MAINTENANCE
ON-SITE SAFE, EFFICIENT
AND EASY** ”



UNDERGROUND MACHINERY PRODUCTS EPIROC




EPIROC MT65 TRUCK

EPIROC MT65 TRANSMISSION ACCESS PLATFORM

Part No. 5503302

CONSTRUCTION

- Heavy-duty aluminium
- WLL: 250kg
- Height: 2115mm
- Fitted with jacking stands
- Fitted with self-closing gates
- Fitted with heavy-duty castors



EPIROC MT65 REAR TRAY ACCESS PLATFORM

Part No. 5503288

CONSTRUCTION

- Heavy-duty aluminium
- Height: 2545mm
- Fitted with jacking stands
- Fitted with removable handrails
- Fitted with heavy-duty castors




EPIROC MT65 FRONT PLATFORM SET

Part No. 5503190

CONSTRUCTION

- Height: 1140mm
- Fitted with forklift slots
- Fitted with jacking stands
- Fitted with removable handrails
- Fitted with heavy-duty castors



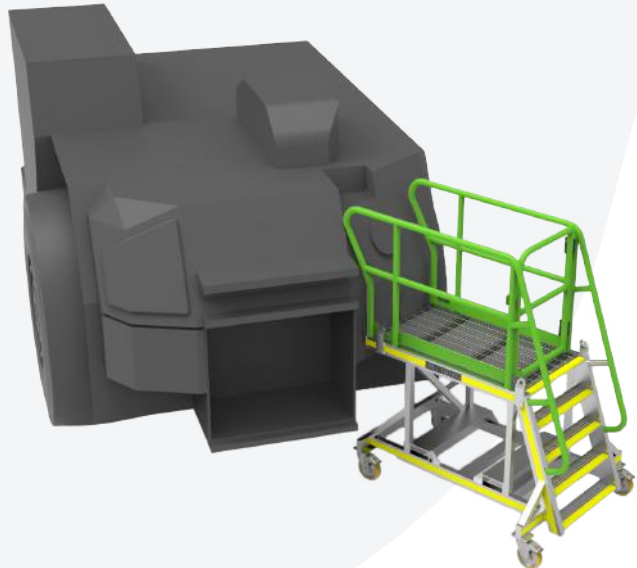
EPIROC MT65 TRUCK

EPIROC MT65 OIL POINT ACCESS PLATFORM

Part No. 5503982

CONSTRUCTION

- Heavy-duty aluminium
- WLL: 150kg
- Height: 1240mm
- Self-closing gate
- Fitted with forklift slots
- High quality locking wheels
- Non-slip stairway and work area



EPIROC MT65 CAB OFF ENGINE ACCESS PLATFORM

Part No. 5505479

CONSTRUCTION

- Heavy-duty aluminium
- WLL: 150kg
- Height: 1650mm
- Self-closing gate
- Fitted with forklift slots
- Non-slip stairway and work area
- High quality German made castor wheels
- Green bolt-on safety handrails with kickplates



EPIROC ST14 TRUCK



Designed and engineered for universal access on the Epiroc ST14. Certified and compliant with Australian Standards.

CONSTRUCTION

- Heavy-duty aluminium
- WLL: 600kg
- Height: 800mm - 1200mm
- Non-slip stairway and work area
- Adjustable height
- Fitted with forklift slots



**EPIROC ST14 UNIVERSAL
ADJUSTABLE PLATFORM**
Part No. 5504730



UNDERGROUND MACHINERY PRODUCTS CATERPILLAR

CATERPILLAR AD30 TRUCK



A safe, certified and compliant access platform designed and engineered to access the tray on the CAT AD30 Underground Dump Truck.

CONSTRUCTION

- Heavy-duty aluminium
- Height: 2150mm
- Handrails fully removable
- Non-slip stairway and work area
- Self-closing gate at the top of the stairs
- Stairway parallel to the platform deck to reduce platform footprint



**CATERPILLAR AD30
TRAY ACCESS PLATFORM**
Part No. 5501823

CATERPILLAR AD45 TRUCK



A safe, certified and compliant access platform designed and engineered to access the tray on the AD45 Underground Dump Truck

CONSTRUCTION

- Heavy-duty aluminium
- Height: 2250mm
- Handrails fully removable
- Non-slip stairway and work area
- Self-closing gate at the top of the stairs
- Stairway parallel to the platform deck to reduce platform footprint



CATERPILLAR AD45B REAR TRAY ACCESS PLATFORM

Part No. 5501806

CATERPILLAR AD55B TRUCK



A platform designed for the safe, certified and compliant access to the tray of the AD55B Underground Dump Truck.

CONSTRUCTION

- Heavy-duty aluminium
- Height: 2000mm
- Safety handrails
- Self closing gate
- Fitted with jacking stands
- Non-slip stairway and work area
- Foldable handrail wings that align with the edges of the tray



**CATERPILLAR AD55B
ACCESS PLATFORM**
Part No. 5501846

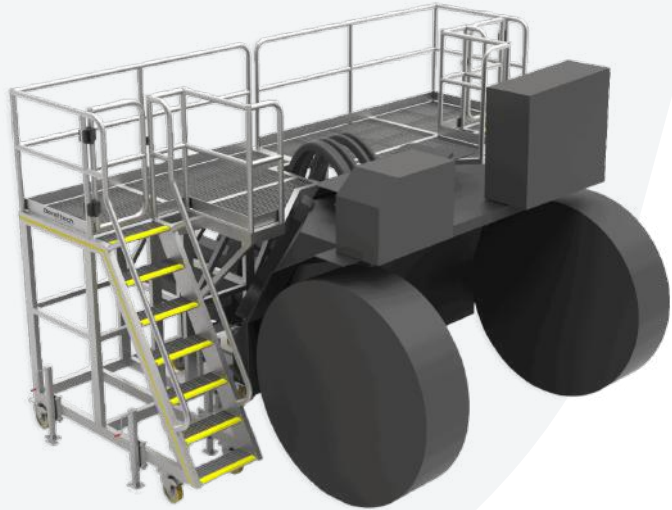
CATERPILLAR AD60 TRUCK

CATERPILLAR AD60 REAR TRANSMISSION ACCESS PLATFORM

Part No. 5503486

CONSTRUCTION

- Heavy-duty aluminium
- WLL: 250kg
- Height: 2015mm
- Fitted with jacking stands
- Fitted with self-closing gates
- Fitted with heavy-duty castors

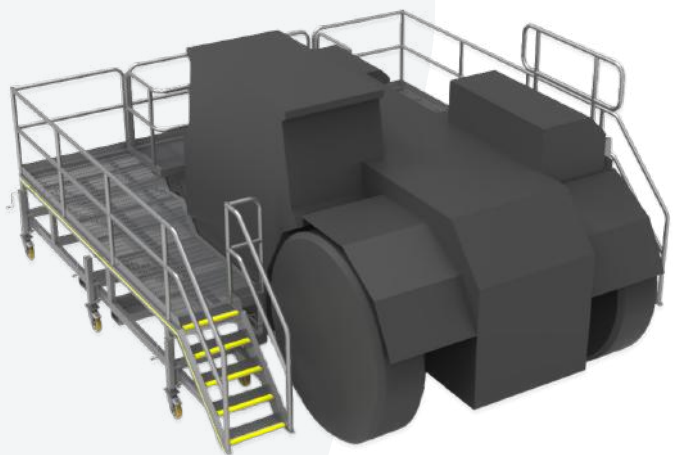


CATERPILLAR AD60 FRONT ACCESS PLATFORM

Part No. 5503472

CONSTRUCTION

- Heavy-duty aluminium
- WLL: 600kg per platform section
- Height: 970mm
- Self-closing gate
- Safety handrails with kickplates
- Non-slip nosings on all stair treads
- Platforms allow easy access to the front of the cab and around the sides
- Double height handrails at points to prevent falls



CATERPILLAR AD63 TRUCK

CAT AD63 FRONT ACCESS PLATFORM

Part No. 5506355

CONSTRUCTION

- Heavy-duty aluminium
- WLL: 600kg
- Self-closing gates
- Latch locking design
- 2 piece design, bolts together
- Non-slip nosings on all stair treads
- Bolt-on handrails with kickplates
- Heavy-duty levelling jacking stands
- High quality German made castor wheels
- Non-slip, serrated grating work deck and stair treads




CAT AD63 TRANSMISSION ACCESS PLATFORM

Part No. 5506357

CONSTRUCTION

- Heavy-duty aluminium
- WLL: 250kg
- Self-closing gates
- Latch locking design
- Bolt-on handrails with kickplates
- Non-slip nosings on all stair treads
- Heavy-duty levelling jacking stands
- High quality German made castor wheels
- Non-slip, serrated grating work deck and stair treads



CAT AD63 TRAY/TUB ACCESS PLATFORM

Part No. 5506359

CONSTRUCTION

- Heavy-duty aluminium
- WLL: 250kg
- Latch locking design
- Bolt-on handrails with kickplates
- Swing gates with magnetic clamps
- Non-slip nosings on all stair treads
- Heavy-duty levelling jacking stands
- High quality German made castor wheels
- Non-slip, serrated grating work deck and stair treads





CATERPILLAR R2900 / R3000 LOADER


CATERPILLAR R2900 / R3000 LOADER

CATERPILLAR R2900/3000 REAR ACCESS PLATFORM

Part No. 5503189

CONSTRUCTION

- WLL: 600kg
- Height: 4880mm
- Fitted with forklift slots
- Fitted with jacking stands
- Fitted with heavy-duty castors
- Certified and compliant with Australian Standards



CATERPILLAR R2900/3000 LIFTING ARM ACCESS PLATFORMS

Part No. 5503187

CONSTRUCTION

- Heavy-duty aluminium
- WLL: 350kg
- LH & RH set
- Fitted with jacking stands
- Fitted with heavy-duty castor wheels
- Certified and compliant with Australian Standards




CAT R2900/3000 FRONT LIFTING ARM ACCESS PLATFORM SET

Part No. 5505474

CONSTRUCTION

- Heavy-duty aluminium
- LH & RH symmetrical platform set
- Platforms allow easy access on both sides at once
- Non-slip, serrated grating work deck and stair treads
- Safety handrails with kickplates
- Heavy-duty levelling jacking stands
- Self-closing gate




CATERPILLAR R2900 / R3000 LOADER

CATERPILLAR 2900 BUCKET RECONDITIONING PLATFORM

Part No. 5501730

CONSTRUCTION

- Heavy duty aluminium
- 4 x sections bolt together to combine in one square shaped platform
- Non-slip stairway and work area
- Safety handrails
- Jacking stands for levelling
- Certified and compliant with Australian Standards

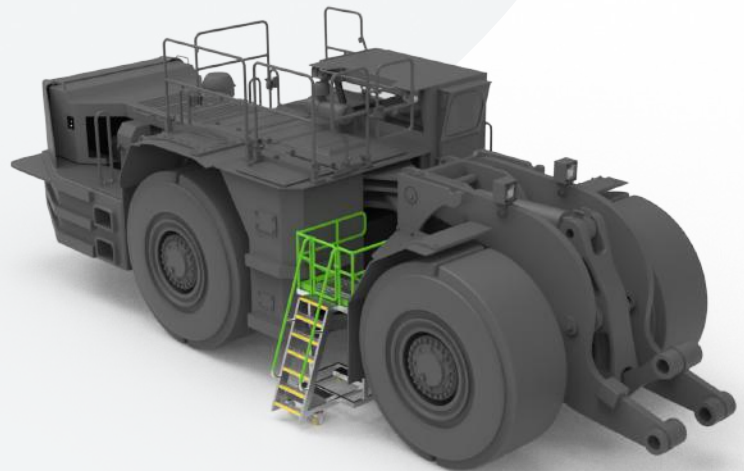


CATERPILLAR R2900 ARTICULATION AREA ACCESS PLATFORM

Part No. 5501557

CONSTRUCTION

- Heavy duty aluminium
- Safety handrail
- Self closing gate
- Non-slip stairway and work area
- Forklift slots for ease of manoeuvrability
- Certified and compliant with Australian Standards



CAT R2900 FRONT WHEEL/TILT CYLINDER ACCESS PLATFORM

Part No. 5504118

CONSTRUCTION

- Heavy duty steel
- WLL: 200kg
- Height: 2250mm
- Fitted with forklift slots
- Fitted with removable handrail
 - can be used on both sides of platform deck
- Certified and compliant with Australian Standards



CATERPILLAR R2900 / R3000 LOADER

CAT R2900G/SANDVIK LH621I TILT CYLINDER ACCESS PLATFORM

Part No. 5607923

CONSTRUCTION

- Heavy duty aluminium RHS
- WLL: 150kg
- Height: 2340mm
- Fitted with forklift slots
- Fitted with removable handrail
- Non-slip nosings on all stair treads
- Bolt-on safety handrails with kickplates
- High quality German made castor wheels



CATERPILLAR R2900 BUCKET REPAIR ACCESS PLATFORM

Part No. 5505506

CONSTRUCTION

- Heavy duty steel
- WLL: 200kg
- Height: 750mm
- Fitted with forklift slots
- Removable handrail –
can be used on both sides of platform deck





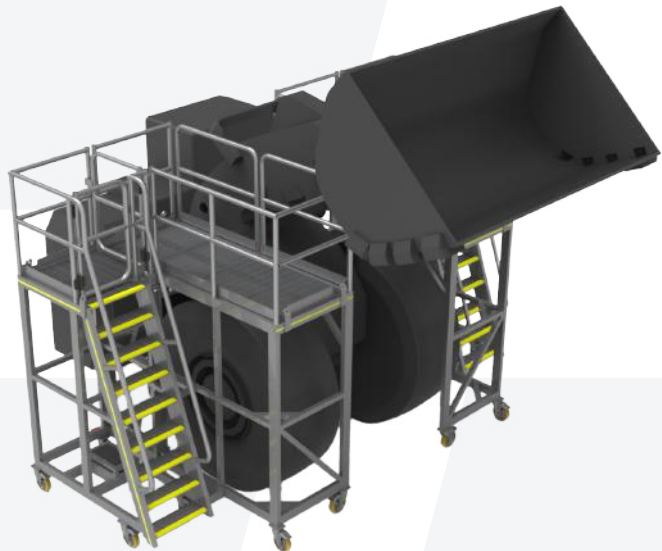
UNDERGROUND MACHINERY PRODUCTS SANDVIK

SANDVIK LH517 / LH517I LOADER

SANDVIK LH517/LH517I LIFTING ARM ACCESS PLATFORM SET Part No. 5504086

CONSTRUCTION


- Heavy duty aluminium
- WLL: 250kg
- Height: 2370mm
- LH & RH platform set
- Self-closing gates
- Removable handrails
- Non-slip nosings on all stair treads
- Non-slip serrated grating for deck and stair treads



SANDVIK LH517I REAR ACCESS PLATFORM Part No. 5606502

CONSTRUCTION

- Heavy duty aluminium
- WLL: 250kg
- Height: 1240mm
- Jack stands
- Self-closing gates
- Removable handrails
- Non-slip nosings on all stair treads
- Non-slip serrated grating for deck and stair treads





SANDVIK LH621 LOADER


SANDVIK LH621 LOADER

SANDVIK LH621 LOADER FRONT ACCESS PLATFORM

Part No. 5501967

CONSTRUCTION

- Heavy-duty aluminium
- Flip up grating sections on deck
- Left hand and Right hand are symmetrical
- Platforms allow easy access from the bucket right to the cab
- Double height handrails at tyre points to prevent falls

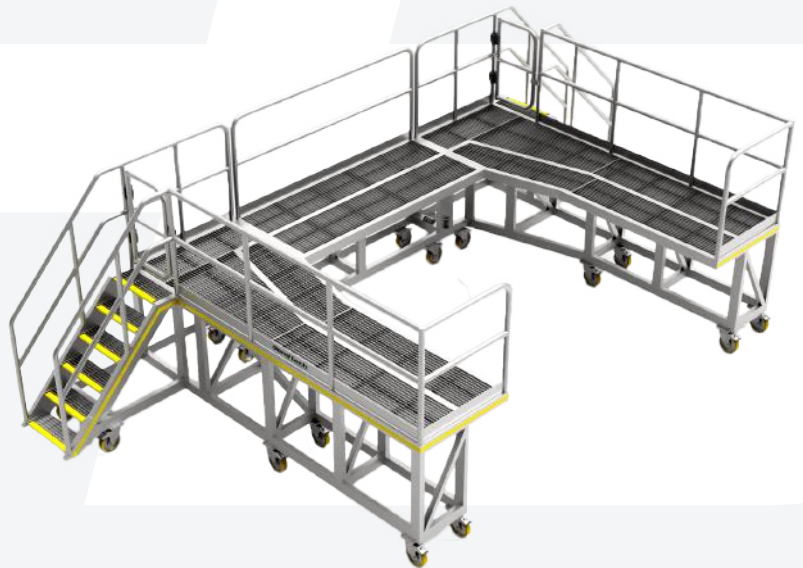


SANDVIK LH621 REAR ACCESS PLATFORM

Part No. 5001962

CONSTRUCTION

- Heavy-duty aluminium
- Height: 1240mm
- Comes as a left and right handed set
- Provides safe, efficient and easy access to the rear of machine

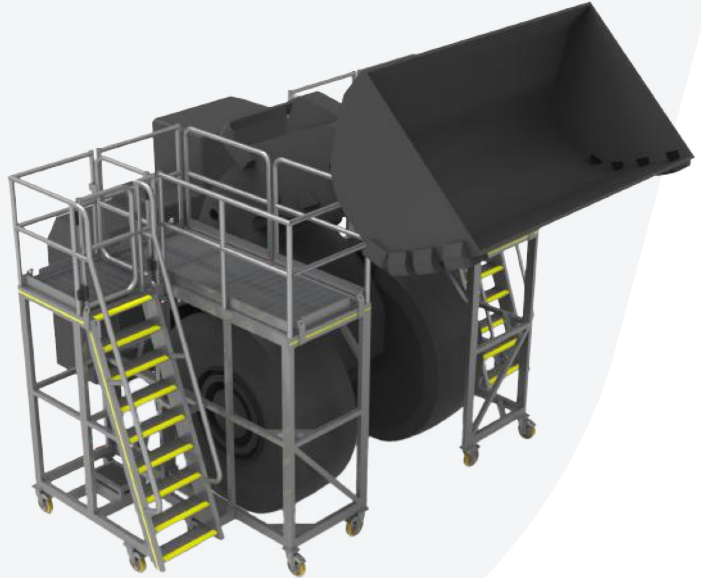


SANDVIK LH621 LOADER

SANDVIK LH517/LH517I LIFTING ARM ACCESS PLATFORM SET Part No. 5504086

CONSTRUCTION

- Heavy duty aluminium
- WLL: 250kg
- Height: 2370mm
- LH & RH platform set
- Self-closing gates
- Removable handrails
- Non-slip nosings on all stair treads
- Non-slip serrated grating for deck and stair treads




SANDVIK LH621I LOADER

CAT R2900G/SANDVIK LH621I TILT CYLINDER ACCESS PLATFORM Part No. 5607923

CONSTRUCTION

- Heavy duty aluminium RHS
- WLL: 150kg
- Height: 2340mm
- Fitted with forklift slots
- Fitted with removable handrail
- Non-slip nosings on all stair treads
- Bolt-on safety handrails with kickplates
- High quality German made castor wheels



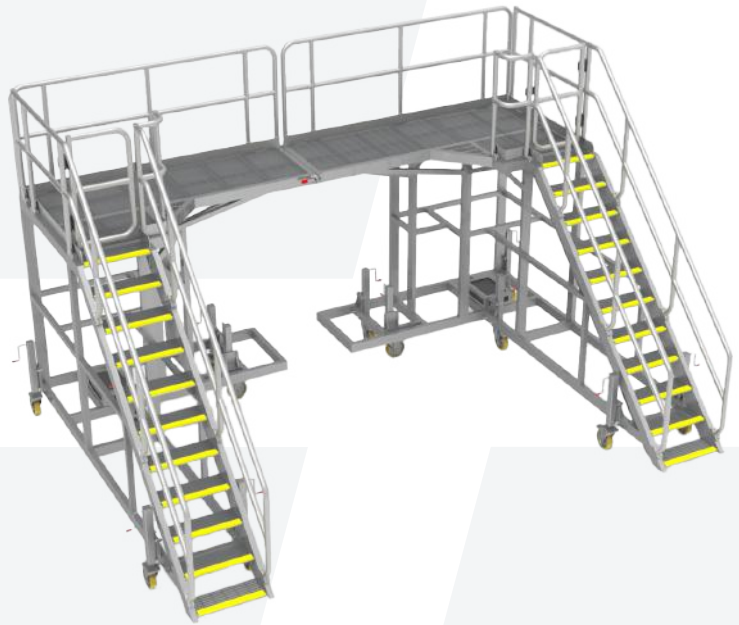
SANDVIK TH663 TRUCK

SANDVIK TH663 TRANSMISSION ACCESS PLATFORM

Part No. 5504061

CONSTRUCTION

- Heavy duty aluminium
- WLL: 250kg
- Height: 2300mm
- Fitted with jacking stands
- Fitted with self-closing gates
- Fitted with heavy-duty castors
- Certified and compliant with Australian Standards

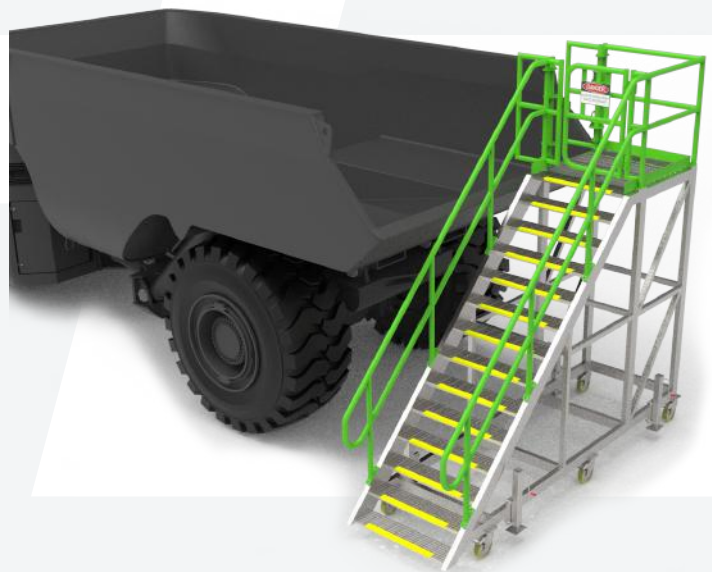


SANDVIK TH663 TRAY/TUB ACCESS PLATFORM

Part No. 5507377

CONSTRUCTION

- Heavy duty aluminium
- WLL: 250kg
- Height: 3745mm
- Self-closing gate
- Heavy-duty levelling jacking stands
- Non-slip nosings on all stair treads
- Bolt-on safety handrails with kickplates



3 / **BIGGER THAN BUSINESS**

TAKE NOTE

A large rectangular area filled with a light blue grid pattern, resembling graph paper, intended for taking notes. The grid consists of small squares and covers most of the page below the header and above the footer.

TAKE NOTEA large grid of graph paper for taking notes. The grid is composed of small squares and is divided into three horizontal sections by two light gray lines. The top section is the largest, followed by the middle section, and the bottom section is the smallest. The grid is intended for students to write their notes during a lesson.

3 / **BIGGER THAN BUSINESS**

TAKE NOTE

A large grid of graph paper for taking notes. The grid is composed of small squares and is intended for handwritten notes. It is positioned in the center of the page, below the 'TAKE NOTE' header and above the footer.

TAKE NOTEA large grid of graph paper for taking notes. The grid is composed of small squares and is divided into three horizontal sections by two light gray lines. The top section is the largest, followed by the middle section, and the bottom section is the smallest. The grid is intended for students to write their notes during a lesson.

EXPERIENCE OUR CONSULTING, DESIGN AND ENGINEERING SERVICE

Projects and the associated challenges often require custom solutions which our **CDEC** system facilitates. Consultation, Design, Engineering and Construction is our holistic approach to solution development, making maintenance on-site safe, efficient, and easy.



CONSULTATION

We come to you and visit your site to get a hands-on feel for your project. The aim of our consultation is to listen to and understand your requirements. If the project requires it, our 3D scanning capabilities will streamline measurement and data capture. This approach allows us to discuss your problem on-site, possible solutions, and the benefits we can offer.



DESIGN

After the consultation we go back to our design team to begin the development of your custom solution. Our team produce designs in CAD Design complete with all drafting documentation ensuring an advanced manufacturing process.



ENGINEERING

Once the design is approved, we begin the engineering process. This ensures that the right material grade is used for your project to guarantee structural and functional integrity. We provide full certification that includes WLL, load ratings, integrity reports as well as certification plates and identifications. We design and engineer all our solutions to ensure full compliance with Australian standards.

Our engineering department includes 9 draftsman and 14 engineers. We are experienced in the design and development of complex mechanical engineering analysis and solutions.



CONSTRUCTION AND FABRICATION

Our industry leading 10000 sq/m facility in Welshpool, Western Australia is armed with highly qualified consulting, drafting, engineering and fabrication personnel dedicated to manufacturing precision, engineered high performance industrial solutions.



DARWIN
08 8963 5621

MOUNT ISA
07 4743 6458

NEWMAN
08 9175 1164

PERTH
08 9459 8600

KALGOORLIE
08 9021 8300

ADELAIDE
08 8231 1513