

DIGITAL BUGLE

SMALL BUSINESS ONLINE MARKETING

Issue 116

5 PRO
facebook
Strategies

FOR LOCAL BUSINESS GROWTH

21 ELEMENTS YOUR
WEBSITE
MUST HAVE TO CONVERT

VISITORS
INTO CUSTOMERS



10 THINGS
YOU DIDN'T
KNOW ABOUT
yelp
IN 2024

HOW TO USE
PSYCHOLOGY
TO INCREASE YOUR SALES

Now Includes Systeme io help and guidance

SYSTEME **STREAMLINED**

Brought to you By:

Systeme Streamlined

Marketing Bugle stands as the preeminent small business marketing service in the digital landscape, a position we've proudly maintained for over a quarter-century.

Our steadfast commitment is to empower small businesses in establishing meaningful online connections with a broader customer base.

In the world of business, marketing is the cornerstone of growth, a fundamental truth that cannot be understated.

However, the intricate intricacies of online marketing can be a treacherous path for the uninitiated, potentially resulting in substantial financial losses.

That's why we strongly encourage you to seize the opportunity and implement some of the proven strategies we endorse.

For more details, please visit our website at

<https://systemestreamlined.com> and embark on a journey to transform your business through strategic online marketing.

Welcome to the electrifying world of Digital Bugle Magazine!

Thank you for exploring the content on Digital Bugle, your online marketing resource tailored for small businesses. Each month, we delve into topics specifically relevant to local businesses like yours, providing valuable insights and information INCLUDING **systeme io** features.

Our mission is both exhilarating and straightforward: we aim to enhance your online presence and empower you to attain substantial success. Our approach involves unraveling the intricacies of online business marketing, step by step.

Regardless of whether you're a budding entrepreneur or an established local business figure, there's always an opportunity to enhance your brand's online visibility. Get ready for an exciting journey into the digital realm!

To your success,

Martyn Brown - Issue coordinator

Contents

5 Pro Facebook Strategies for Local Business Growth

Let's face it: the days of simply posting regularly with your audience and expecting engagement are long gone. In a sea of generic content and half-hearted strategies, standing out requires a bold approach. Here are five smart techniques designed to transform your Facebook presence from ordinary to extraordinary, turning casual scrollers into loyal customers.



21 Elements Your Website Must Have to Convert Visitors into Customers

Your website is often the first interaction potential customers have with your business. Capturing their attention quickly is crucial but turning that interest into loyalty requires a lot more. Here are 21 essential features your website must have to maximize conversions and drive business success.



10 Things You Didn't Know About Yelp in 2024

Yelp has been a go-to platform for reviews and business information for years, but there's always more to uncover. Whether you run a restaurant, salon, or retail store. Here are ten lesser-known facts about Yelp that might surprise you and your business thrive.



How to Use Psychology to Increase Your Sales

By tapping into the fundamental principles of human behavior, you can create more compelling marketing messages, improve customer interactions, and ultimately drive more sales. Here's a detailed guide on how to use psychology to increase your sales, with practical insights and advanced strategies.



SYSTEME STREAMLINED

www.systemestreamlined.com
The Ultimate All-in-One Online
Business System - Join Free!

5 **PRO** facebook **STRATEGIES** **FOR LOCAL BUSINESS GROWTH**

Imagine having a tool so powerful that it could elevate your local business to new heights, drawing in a steady stream of eager customers right to your door-step. That tool exists, and it's Facebook. But let's face it: the days of simply posting regularly or engaging with your audience are long gone. In a sea of generic content and half-hearted strategies, standing out requires a bold, innovative approach. If you're ready to leave the amateur hour behind and dive into the deep end of Facebook marketing, you're in the right place. Here are five advanced, smart techniques designed to transform your Facebook presence from ordinary to extraordinary, turning casual scrollers into loyal customers.





1. Hyper-Targeted Local Ads with Geofencing

Geofencing is a location-based marketing strategy that allows you to target potential customers within a specific geographic area. By setting up a virtual perimeter around your business location or key areas where your potential customers frequent, you can deliver highly targeted ads to people within that boundary.

IMPLEMENTATION:

Use Facebook Ads Manager: Create a new ad campaign and select the location targeting option. Enter the specific addresses or use the map to define your geofence.

Customize Your Ad Content: Tailor your ad content to appeal to the local audience. Highlight local events, promotions, or community involvement to make your ads more relevant.

Leverage Local Insights: Utilize Facebook's local insights to understand the demographics, behaviors, and interests of people in your targeted area. Adjust your ad parameters accordingly to maximize relevance and engagement.

2. Advanced Lookalike Audiences

Lookalike Audiences are a powerful tool for expanding your reach to new potential customers who share similar characteristics with your existing customer base. To take this strategy to the next level, create multiple lookalike audiences based on different segments of your best customers.

IMPLEMENTATION:

Segment Your Customer Data: Divide your customer list into segments based on high-value customers, frequent buyers, and customers who engage the most with your content.

Create Lookalike Audiences: Use Facebook's Lookalike Audience tool to create different lookalike audiences for each segment.

This helps you target new users who are more likely to convert based on their similarity to your segmented lists.

Test and Optimize: Run separate ad campaigns for each lookalike audience and monitor their performance. Optimize your ads based on engagement, conversion rates, and cost per acquisition.



3. Facebook Messenger Bots for Automated Customer Engagement

Facebook Messenger bots can automate customer interactions, provide instant responses, and guide users through the sales funnel. They are particularly effective for local businesses by offering personalized customer service and immediate answers to common inquiries.

IMPLEMENTATION:

Set Up a Messenger Bot: Use tools like ManyChat or Chatfuel to create a Messenger bot tailored to your business needs. Ensure it can handle common customer queries, provide information about your products or services, and even schedule appointments.

Personalize Conversations: Program your bot to use the customer's name and provide

personalized responses based on their previous interactions and preferences.

Integrate with Facebook Ads: Run click-to-Messenger ads to drive users directly into a conversation with your bot. This can help in capturing leads, answering questions, and nudging users towards making a purchase or booking a service.

4. Retargeting Campaigns with Dynamic Ads

Retargeting campaigns are essential for re-engaging users who have previously interacted with your business but haven't yet converted. Dynamic ads allow you to show personalized ads based on the specific products or services users viewed on your website.

IMPLEMENTATION:

Install Facebook Pixel: Ensure you have the Facebook Pixel installed on your website to track user behavior and gather data for re-targeting.

Create Custom Audiences: Set up custom audiences in Facebook Ads Manager to target users who have visited specific pages, added items to their cart, or spent a significant amount of time on your site.

Design Dynamic Ads: Use dynamic ad templates to automatically populate ads with

products or services that users have shown interest in. Customize the ad copy to highlight special offers, limited-time discounts, or other incentives to encourage conversions.

Optimize and Rotate Ads: Regularly monitor the performance of your retargeting campaigns and rotate your ads to avoid ad fatigue. Test different creatives, ad formats, and messaging to find the most effective combinations.





5. Content and Video Marketing with Facebook Live

Facebook Live is a powerful tool for real-time engagement with your audience. Live videos tend to get higher engagement rates compared to regular posts, making them an excellent medium for local businesses to connect with their community.

IMPLEMENTATION:

Plan Your Live Sessions: Schedule regular Facebook Live sessions to discuss relevant topics, showcase behind-the-scenes looks at your business, or host Q&A sessions. Promote these sessions in advance to build anticipation.

Engage in Real-Time: Interact with viewers in real-time by responding to comments, answering questions, and acknowledging participants by name. This level of engagement helps build a strong connection with your audience.

Repurpose Live Content: After your live session, save the video and repurpose it for future content. Share it on your website, YouTube channel, or other social media platforms to maximize its reach.

Analyze and Improve: Use Facebook Insights to analyze the performance of your live videos. Look at metrics like viewership, engagement, and audience retention to understand what works best and continuously improve your strategy.

By diving into these advanced Facebook strategies, you're setting your local business up for serious success. Forget the old, generic advice—it's time to get smart with hyper-targeted ads, clever lookalike audiences, engaging Messenger bots, dynamic retargeting, and the power of Facebook Live. These techniques are all about turning casual scrollers into loyal customers. So go ahead, put these tips into action, and watch your business grow. You've got this! Your Facebook marketing game is about to get a whole lot stronger.

Do you need help developing a
Facebook strategy that works?

CONNECT WITH US TO LEARN MORE!



10 Things You Didn't Know About yelp


IN 2024



Yelp has been a go-to platform for reviews and business information for years, but there's always more to uncover. As we move further into 2024,

Yelp continues to innovate and evolve, offering a range of new features and improvements that local business owners

can benefit from. Whether you run a restaurant, salon, or retail store, Yelp has something new and exciting to offer. Here are ten lesser-known facts about Yelp that might surprise you and show how it's adapting to the ever-changing digital landscape, helping your business thrive.



1. Yelp's Advanced AI Integration

In 2024, Yelp has significantly ramped up its use of artificial intelligence to enhance user experience. The AI algorithms are now more sophisticated, providing personalized recommendations based on browsing history, location, and review preferences. For business owners, this means that potential customers are more likely to find your business if it matches their specific tastes and needs. For example, if your restaurant specializes in vegan cuisine, Yelp's AI will prioritize your listing for users frequently searching for vegan options, driving more targeted traffic to your establishment.

2. Augmented Reality Features

Yelp has introduced augmented reality (AR) features that allow users to visualize your business before visiting. By using their smartphone's camera, potential customers can get a virtual tour of your place, see the menu pop-ups, and even view seating arrangements. Imagine a user walking down the street, pointing their phone at your restaurant, and instantly seeing a virtual menu with customer reviews floating beside it. This immersive experience helps users make informed decisions, increasing the likelihood they'll choose your business.



3. Expanded Health and Safety Information

Post-pandemic, Yelp has expanded its health and safety information. You can now list detailed health protocols, vaccination statuses of staff, and real-time updates about safety measures. This feature is particularly useful for attracting health-conscious consumers who want to ensure a safe environment before visiting. For instance, you can highlight your regular sanitization routines and air purification systems, providing peace of mind to potential customers and building trust.

4. Enhanced Business Analytics

For business owners, Yelp offers enhanced analytics tools. These tools provide deeper insights into customer behavior, review trends, and competitive analysis. The data helps you understand your strengths and weaknesses, allowing you to tailor your services to meet customer expectations more effectively. For example, if reviews frequently mention long wait times, you can take steps to address this issue promptly. Enhanced analytics also allow you to benchmark against competitors, helping you stay ahead in a competitive market.



5. Integration with Social Media

Yelp has improved its integration with social media platforms like Instagram, Facebook, and TikTok. You can now sync your social media profiles with Yelp, allowing users to view your latest posts, stories, and videos directly from the Yelp app. This seamless integration helps you engage with customers across multiple platforms. For example, you can share daily specials on Instagram, and those posts will automatically appear on your Yelp profile, keeping all your marketing efforts interconnected and up-to-date.

6. Virtual Check-ins and Appointments

The convenience of virtual check-ins and appointments has been integrated into Yelp's services. Customers can now check in virtually to your restaurant, salon, or clinic, reducing wait times and improving overall efficiency. This feature also supports online appointment bookings, making it easier for customers to secure a spot without the hassle of phone calls. For instance, a hair salon can use this feature to manage its schedule more efficiently, allowing customers to book and check in for their appointments online, ensuring a smoother and more organized operation.



7. Sustainability Ratings

Yelp has introduced sustainability ratings to help eco-conscious consumers make informed choices. Businesses are rated based on their environmental practices, such as energy use, waste management, and sustainable sourcing. This initiative encourages you to adopt greener practices and helps attract environmentally friendly customers. For example, if your café uses compostable packaging and sources ingredients locally, you'll receive higher sustainability ratings, drawing in customers who prioritize green practices.

8. Voice Search Capabilities

With the rise of smart speakers and voice assistants, Yelp has incorporated voice search capabilities. Users can now ask their devices to find your business on Yelp using natural language commands. This hands-free functionality enhances accessibility and convenience, especially for users on the go. For example, a potential customer can ask their smart speaker, "Find the best sushi restaurant nearby on Yelp," and your business can appear in the results, making it easier for them to discover and visit you.



9. Verified Reviews

To combat fake reviews, Yelp has implemented a more stringent verification process. Verified reviews are marked with a special badge, indicating they have been cross-checked for authenticity. This move aims to maintain the credibility of the platform and ensure that users can trust the feedback they read. For business owners, this means that genuine customer feedback is more likely to stand out, building a trustworthy reputation for your business.

10. Community Engagement Programs

Yelp has expanded its community engagement programs, fostering a stronger connection between local businesses and their communities. These programs include local events, charity partnerships, and community support initiatives. By participating, you can enhance your visibility and reputation while giving back to your local community. For example, you might partner with a charity for a fundraising event, promoting it through Yelp's community engagement program, thereby attracting more patrons and contributing to a good cause.



Conclusion

Yelp continues to evolve, offering a plethora of new features and improvements designed to enhance both user and business experiences. From advanced AI integration and augmented reality to sustainability ratings and verified reviews, Yelp is setting new standards for local business directories and review platforms. As we navigate through 2024, these innovative features not only help users make better choices but also support your business in growing and thriving in a competitive landscape. Keep an eye on Yelp for more exciting developments as it continues to transform the way we discover and interact with local businesses.



21 Elements YOUR WEBSITE MUST HAVE To Convert Visitors into Customers

Your website is often the first interaction potential customers have with your business, and within those first few seconds, they decide whether to stay or leave. Capturing their attention quickly is crucial, but turning that interest into loyalty requires more. To transform your website into a powerful conversion engine, you need to incorporate key elements that guide visitors smoothly through their journey. Here are 21 essential features your website must have to maximize conversions and drive business success.



1. CLEAR VALUE PROPOSITION

Your value proposition should immediately convey what your business offers and why it's the best choice. This statement should be prominently displayed on your homepage, letting visitors know exactly what they can expect. By clearly articulating your unique benefits, you can quickly capture the interest of potential customers. A strong value proposition differentiates you from competitors and sets the stage for a compelling user experience.

PRO TIPS:

- Place your value proposition above the fold.
- Use concise and compelling language.
- Highlight the unique benefits of your product or service.

2. USER-FRIENDLY DESIGN

A clean, intuitive design is essential. Ensure that your website is easy to navigate with a logical layout, clear headings, and a consistent color scheme. A user-friendly design helps keep visitors engaged and makes it easier for them to find the information they need. Good design not only attracts but also retains visitors, enhancing their overall experience and increasing the likelihood of conversion.

PRO TIPS:

- Use a clear, hierarchical structure for your content.
- Ensure your design is visually appealing but not overwhelming.
- Test your design with real users to gather feedback.



3. FAST LOAD TIMES

Page speed is critical. A slow-loading website can frustrate visitors and lead to higher bounce rates. Use tools like Google PageSpeed Insights to identify and fix issues that could be slowing down your site. Faster load times improve user satisfaction and search engine rankings. Remember, a faster site can lead to a lower bounce rate and higher conversion rates, making speed a critical factor in your website's success.

PRO TIPS:

- Minimize HTTP requests by combining files.
- Use asynchronous loading for CSS and JavaScript.
- Enable browser caching and compression.

4. STRONG CALLS TO ACTION (CTAS)

Effective CTAs guide visitors towards taking specific actions, such as signing up for a newsletter or making a purchase. Use action-oriented language and place CTAs strategically throughout your website. Well-placed CTAs can significantly increase your conversion rates. Clear and compelling CTAs act as signposts, directing users toward the desired actions and facilitating a smoother user journey.

PRO TIPS:

- Use contrasting colors to make CTAs stand out.
- Keep the CTA text clear and compelling.
- Place CTAs in high-visibility areas, such as the header, footer, and within content.



5. MOBILE OPTIMIZATION

With most web traffic now coming from mobile devices, your website must be fully optimized for mobile use. Ensure that it loads quickly, displays correctly, and is easy to navigate on all types of devices. Mobile optimization helps you reach a broader audience and improves user experience. In a mobile-first world, a seamless mobile experience is no longer optional but a necessity.

PRO TIPS:

- Use responsive design techniques to adapt to different screen sizes.
- Optimize images and other media for faster loading times.
- Test your website on multiple devices and browsers.

6. HIGH-QUALITY CONTENT

Content is king when it comes to conversions. Provide valuable, relevant information that addresses your visitors' needs and pain points. High-quality content builds trust and positions your business as an authority in your field, encouraging visitors to take action. Engaging content not only attracts visitors but also keeps them coming back for more, fostering long-term relationships.

PRO TIPS:

- Use a mix of content types, such as blog posts, videos, and infographics.
- Regularly update your content to keep it fresh and relevant.
- Focus on solving problems and providing value to your audience.



6. ENGAGING VISUALS

Use high-quality images and videos to capture attention and illustrate your points. Visual content can make your website more appealing and help convey your message more effectively. Engaging visuals can also improve your site's overall aesthetic and user experience. Remember, humans are visual creatures, and compelling visuals can significantly enhance your storytelling and brand communication.

PRO TIPS:

- Use professional photography or high-quality stock images.
- Create short, engaging videos to explain complex topics.
- Use visuals to break up text and make your content more digestible.

7. TRUST SIGNALS

Build trust with visitors by displaying trust signals such as customer testimonials, reviews, certifications, and security badges. These elements reassure visitors that your business is credible and trustworthy, which is crucial for converting them into customers. Trust signals can alleviate potential concerns and encourage users to take the next step in their journey with confidence.

PRO TIPS:

- Place trust signals near CTAs and on key landing pages.
- Use testimonials and reviews from real customers.
- Display security badges prominently on pages where users enter personal information.



9. SOCIAL PROOF

Highlight social proof by showcasing user-generated content, case studies, and social media mentions. Seeing that others have had positive experiences with your business can encourage new visitors to convert. Social proof can significantly influence purchasing decisions, providing the validation potential customers need to feel confident in their choice.

PRO TIPS:

- Feature user reviews and testimonials on product pages.
- Share case studies that demonstrate successful outcomes.
- Display social media feeds or user-generated content.

10. EASY NAVIGATION

Ensure that visitors can easily find what they're looking for with a well-organized navigation menu. Include clear categories and a search bar to help users locate information quickly. Easy navigation reduces frustration and keeps visitors on your site longer. A smooth and intuitive navigation experience is key to retaining visitors and guiding them through your content seamlessly.

PRO TIPS:

- Use a simple, hierarchical menu structure.
- Include a search bar in a prominent location.
- Test your navigation with users to ensure it's intuitive.



11. CONTACT INFORMATION

Make it easy for visitors to get in touch by providing clear contact information. Include a phone number, email address, and physical address, and consider adding a contact form for convenience. Easy access to contact details can increase trust and encourage communication. Being readily available to your visitors can also enhance customer satisfaction and foster a stronger connection.

PRO TIPS:

- Place contact information in the header or footer.
- Use a dedicated "Contact Us" page with a form.
- Ensure your contact details are easy to find on all pages.

12. COMPELLING HEADLINES

Your headlines should grab attention and entice visitors to read more. Use clear, benefit-driven language to communicate the value of your content and keep visitors engaged. Compelling headlines can dramatically improve click-through rates. Headlines are often the first thing visitors see, so making them engaging and informative is crucial to capturing interest.

PRO TIPS:

- Use numbers and power words in your headlines.
- Keep headlines concise and to the point.
- Test different headline variations to see what works best.



13. CLEAR PRICING INFORMATION

Be transparent about your pricing. Display clear pricing information on your product or service pages to help visitors make informed decisions. Transparent pricing builds trust and reduces hesitation, making it easier for visitors to convert. Clear pricing can also help manage customer expectations and reduce inquiries about costs.

PRO TIPS:

- Use a pricing table to compare different options.
- Highlight the benefits and features of each pricing tier.
- Include a call to action near the pricing information.

14. SIMPLE CHECKOUT PROCESS

If you sell products online, ensure that your checkout process is as simple and streamlined as possible. Minimize the number of steps and required fields to reduce cart abandonment rates. A smooth checkout process can significantly boost sales. Simplifying the checkout experience can help reduce friction and make the purchasing process more enjoyable for customers.

PRO TIPS:

- Offer guest checkout options.
- Use progress indicators to show checkout steps.
- Simplify form fields and only ask for essential information.



15. LIVE CHAT SUPPORT

Offer live chat support to assist visitors in real time. This feature can help answer questions, resolve issues, and provide personalized assistance, increasing the likelihood of conversions. Live chat can significantly enhance the customer experience. Immediate assistance can prevent potential customers from leaving your site frustrated and can turn inquiries into sales.

PRO TIPS:

- Use a reliable live chat platform.
- Ensure chat agents are knowledgeable and responsive.
- Promote live chat availability during business hours.

16. SEO OPTIMIZATION

Optimize your website for search engines to attract more organic traffic. Use relevant keywords, optimize meta tags, and ensure that your site structure is search-engine-friendly. SEO optimization helps improve your visibility and attract more potential customers. Higher search rankings can lead to more traffic and, consequently, more conversions.

PRO TIPS:

- Conduct keyword research to identify relevant terms.
- Optimize title tags, meta descriptions, and headers.
- Use internal linking to improve site navigation and SEO.



17. REGULAR UPDATES

Keep your website content fresh and up-to-date. Regularly update your blog, add new case studies, and refresh your product or service information to keep visitors coming back. Frequent updates signal to visitors that your business is active and engaged. Consistently updating content can also help improve SEO and keep your audience engaged.

PRO TIPS:

- Set a schedule for content updates.
- Review and update old content to ensure accuracy.
- Add new case studies or testimonials regularly.

18. ANALYTICS AND TRACKING

Use analytics tools to track visitor behavior and gather insights into what works and what doesn't. This data can help you make informed decisions and continuously improve your website. Analytics and tracking are crucial for measuring the effectiveness of your efforts. Understanding visitor behavior can help you identify areas for improvement and optimize your site for better performance.

PRO TIPS:

- Set up Google Analytics and track key metrics.
- Use heatmaps to understand user interactions.
- Analyze data regularly and adjust your strategy accordingly.



19. A/B TESTING

Conduct A/B testing to experiment with different versions of your web pages. Test various headlines, CTAs, layouts, and designs to determine what resonates best with your audience and drives conversions. A/B testing helps you optimize for the best results. Regularly testing and iterating can lead to continuous improvement and higher conversion rates.

PRO TIPS:

- Use A/B testing tools like Google Optimize.
- Test one element at a time for clear results.
- Analyze test data and implement the winning variation.

20. EMAIL CAPTURE FORMS

Encourage visitors to subscribe to your email list by offering valuable incentives such as discounts, ebooks, or exclusive content or merchandise. Place email capture forms strategically throughout your website. Building an email list allows you to nurture leads and drive conversions. A robust email list can become a valuable asset for future marketing efforts and customer retention.

PRO TIPS:

- Use pop-ups or slide-ins to capture emails.
- Offer a compelling lead magnet.
- Place forms in high-visibility areas like the header or footer.



21. . STRONG BRANDING

Ensure that your website reflects your brand's identity. Use consistent colors, fonts, and imagery to create a cohesive look and feel. Strong branding helps build recognition and trust with your audience, making your business memorable. A well-branded website can leave a lasting impression and differentiate you from competitors.

PRO TIPS:

- Develop a brand style guide and stick to it.
- Use high-quality images and graphics that reflect your brand.
- Ensure all content aligns with your brand voice and values.

WRAPPING UP:

In conclusion, a well-designed, user-friendly site that provides valuable content, builds trust, and encourages action is key to driving business success. Don't let your website be just another online presence—make it a dynamic engine for growth and engagement. Start by assessing your current site, identifying areas for improvement, and gradually integrating these essential features.

Remember, each step you take towards enhancing your website brings you closer to higher conversion rates and greater business success. Take action today, and watch your business flourish as your website becomes a magnet for customers. Your next wave of loyal customers is just a click away!



HOW TO USE

PSYCHOLOGY

TO INCREASE YOUR SALES

As a local business owner, understanding and leveraging psychology can significantly enhance your sales strategies. By tapping into the fundamental principles of human behavior, you can create more compelling marketing messages, improve customer interactions, and ultimately drive more sales. Here's a detailed guide on how to use psychology to increase your sales, with practical insights and advanced strategies.





THE POWER OF SOCIAL PROOF

Social proof is a psychological phenomenon where people mimic the actions of others in an attempt to reflect correct behavior. This concept is particularly powerful in sales and marketing.

Use testimonials, reviews, and case studies prominently on your website and marketing materials. Encourage satisfied customers to leave positive reviews and share their experiences on social media. Highlighting reviews from local customers or well-known figures in your community can enhance credibility. Incorporate user-generated content, such as photos or videos of customers using your products or services, to create a more authentic and relatable image.

Example: A local restaurant could showcase Instagram photos of happy diners enjoying their meals, tagged with the restaurant's location.

Additionally, consider implementing a referral program where existing customers can earn rewards for bringing in new customers. This not only leverages social proof but also incentivizes word-of-mouth marketing.



The background of the page features a large, detailed hourglass on the right side, with sand falling from the top bulb into the bottom bulb. In the top-left and bottom-left corners, there are faint, stylized illustrations of interlocking gears and mechanical parts. The overall color scheme is dark, with the hourglass and text providing the primary visual elements.

SCARCITY AND URGENCY

The principles of scarcity and urgency tap into the fear of missing out (FOMO), driving customers to take immediate action.

Using phrases like “limited time offer” or “only a few items left” in your promotions can create a sense of urgency. Implementing countdown timers on your website for special promotions or flash sales can also be effective. For local businesses, physical signs indicating limited stock or time-sensitive deals can have a strong impact. Additionally, sending personalized urgency messages, such as follow-up emails to customers who showed interest in a product but didn’t purchase, reminding them that stock is low, can drive action.

Example: A local bookstore could offer a “Week-end-Only Author Meet-and-Greet,” where customers must purchase a book to attend the exclusive event. This limited-time opportunity encourages immediate purchases and participation.

You can also create an urgency-driven loyalty program by offering points or discounts that expire within a short time frame. This approach motivates repeat business and encourages customers to make quick decisions to take advantage of the benefits.



RECIPROCITY

The principle of reciprocity suggests that people feel obliged to return a favor when someone does something for them. This can be a powerful tool in building customer loyalty.

Offering free samples, discounts, or valuable information (such as a free eBook) to potential customers can establish this principle. Personalizing the offers based on customer data, such as sending a personalized thank-you note with a discount code after a purchase, can significantly enhance customer retention.

Example: A local gym could offer a free trial week for new members, along with a personalized workout plan.

Take it a step further by implementing a follow-up system where you check in with customers after they've received a free sample or discount. This not only shows that you care about their experience but also provides an opportunity to upsell or cross-sell.





ANCHORING

Anchoring is the cognitive bias where people rely heavily on the first piece of information they receive (the "anchor") when making decisions.

Displaying your most expensive products first can make other options seem more affordable. Using decoy pricing, where you introduce a third option that makes the middle option appear more attractive, can subtly guide customers towards a particular choice that benefits your sales goals.

Example: A local electronics store could showcase a high-end TV next to a mid-range model, making the mid-range model appear more cost-effective.

To further enhance this strategy, provide detailed comparisons between products. Highlight the benefits and features of each, making sure the middle option stands out as the best value for money.



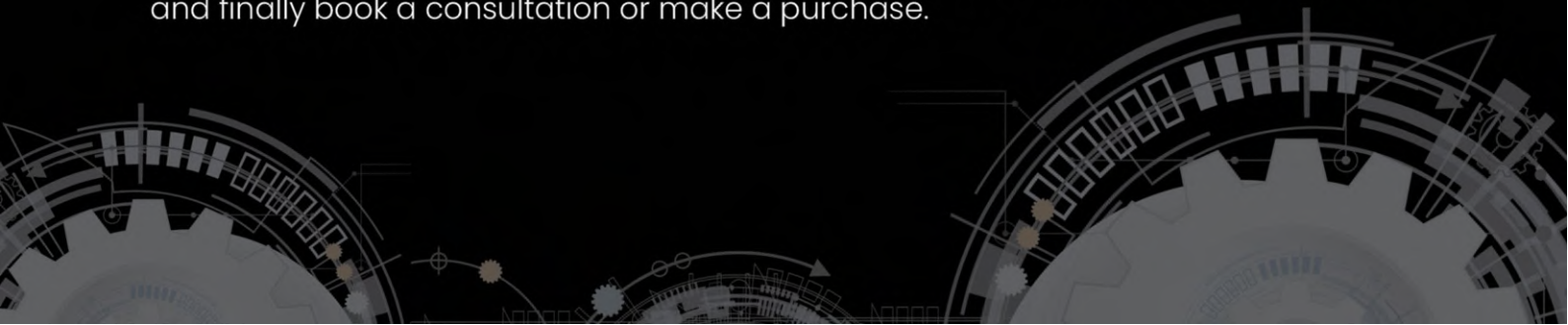
COMMITMENT AND CONSISTENCY

People like to be consistent with the things they have previously said or done. Consistency is activated by looking for, and asking for, small initial commitments that can be made.

Encourage small initial commitments, such as signing up for a newsletter or joining a loyalty program. Building on these small commitments by gradually increasing the level of engagement can be effective. For instance, after a customer subscribes to your newsletter, you can ask them to participate in a survey or share a review.

Example: A local coffee shop can start by offering a discount for customers who sign up for their loyalty program, then encourage them to check-in on social media for additional perks.

Another approach is to create a series of micro-conversions that lead to a larger goal. For example, ask customers to watch a short video, then download a guide, and finally book a consultation or make a purchase.





THE PSYCHOLOGY OF COLORS

Colors can evoke specific emotions and influence purchasing decisions. Understanding the psychology of colors can help you create more effective marketing materials.

Use color strategically in your branding and marketing materials to evoke the desired emotional response. For example, red can create a sense of urgency, while blue can build trust. Tailoring your color schemes based on your target audience and the psychological impact you want to achieve is crucial. A/B testing different color combinations in your marketing materials can reveal which performs better.

Example: A local spa might use soothing colors like blue and green in their marketing to evoke feelings of relaxation and tranquility.

Consider also the cultural implications of colors, especially if your business serves a diverse community. Colors can have different meanings in different cultures, so it's important to choose colors that resonate positively with your audience.





STORYTELLING

Humans are wired for stories. A compelling narrative can engage customers on an emotional level and make your brand more memorable.

Using storytelling in your marketing materials to connect with customers can be very effective. Share your brand's journey, customer success stories, or the mission behind your business. Developing a consistent brand story that is woven through all your marketing channels can enhance engagement. Use multimedia elements like videos and podcasts to tell your story in a more engaging way.

Example: A local artisan bakery can share the story of how they source their ingredients locally and the passion that goes into each handmade product.

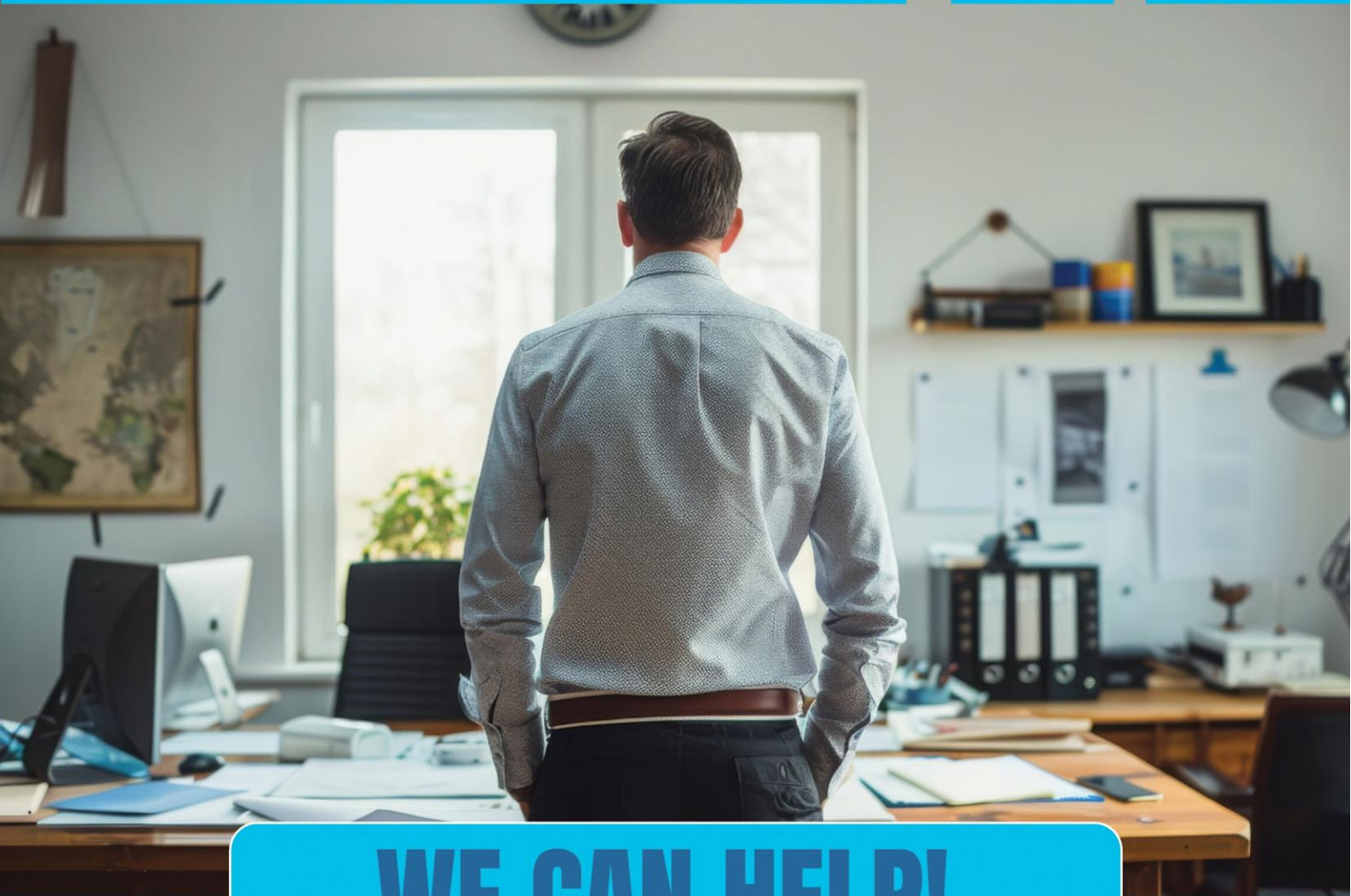
Enhance your storytelling by involving your customers. Feature their stories and experiences with your brand in your marketing materials. This not only adds authenticity but also builds a community around your brand.

Wrapping Up:

Using psychology to increase your sales is about understanding and leveraging the fundamental principles of human behavior. By applying concepts like social proof, scarcity, reciprocity, anchoring, commitment, color psychology, and storytelling, you can create more compelling marketing strategies that drive action and boost sales. As a local business owner, these advanced techniques can help you stand out in your community and build a loyal customer base. Start implementing these strategies today and watch your sales soar. Remember, the key is to continuously test and refine your approach based on feedback and results. With these insights, you're well on your way to mastering the art of psychological marketing.



POSITIONING YOUR BUSINESS IN FRONT OF YOUR CUSTOMERS DOESN'T HAVE TO BE A *HEADACHE!*



WE CAN HELP!

Boosting your online visibility will result in
more traffic, phone calls and emails!

- ✓ LOCAL SEARCH
- ✓ SOCIAL MEDIA MARKETING
- ✓ CONSULTING
- ✓ EMAIL MARKETING
- ✓ RESPONSIVE WEBSITE
- ✓ & MORE!

Email us: admin@martynbrown.com
Visit our website: www.martynbrown.com

What can you do with systeme.io?



Build sales funnels



Run your affiliate program



Automate your marketing



Send marketing emails



Sell online courses



Build your blog



Build websites



Host evergreen webinars



Sell physical and digital products

Join Free!

Every feature in systeme.io is **built to work together** seamlessly. Saving you time and effort, so you can focus on what's important — growing your business

systeme <https://social.imbugle.com/systeme>

SYSTEME STREAMLINED

How to benefit from a free migration to systeme.io

In this article, you will learn how to migrate your business to systeme.io for free.

Systeme.io offers free business migration with either Unlimited or Annual subscription plans. The migration includes the following as per the number allowed under each subscription:

- Importing contact lists
- Duplication of pages for all desired sales funnels
- Duplication of blogs and articles
- Duplication of courses
- Transferring of emails and campaigns to systeme.io
- Duplicating automations

Once you have subscribed to an Unlimited or Annual plan, we recommend you contact us again at the support by clicking [here](#), We can then forward your request to the migration team.

FAQ:

Question 1: What is the approximate waiting time for a migration request to be actioned?

The time depends on the volume of requests we receive, the number of pages, and their complexity, as all content must be duplicated manually. For more details on the timeline, you can contact the migration team directly by clicking [here](#).

Question 2: How long does a migration take on average?

The average duration of a migration is 17 days. That being said, the time it takes to complete a migration differs according to the needs of each client. The duration will depend mainly on the quantity and complexity of the content that needs to be migrated. As soon as your migration starts, the agent in charge of your ticket will analyze your content and provide you with an approximate estimate of the completion time.

Question 3: What will happen to my account on the other platform?

Your old account will not be modified. We simply duplicate the content on systeme.io. You can therefore continue to use it as usual. We simply ask you to not modify the content that we duplicate.

Question 4: Can I use systeme.io during the migration?

Yes! You can use systeme.io without any problem! However, we request that you do not change the content of duplicate pages, as it may slow down the process.

Question 5: What is the actual process?

Answer 5: Our team cannot perform too many migrations at the same time. It works on a "first come - first served" basis. At the beginning, we ask for login details to your old accounts to add your request to the list of pending migrations. Once it's your turn, we use these login details to access your content and start reproducing your business on your systeme.io account.

Note: Once the migration begins, you are regularly informed of the progress by email. You will also receive notifications about the major steps of the migration so that you can follow the progress live!

<https://social.imbugle.com/systeme>

Systeme.io aims to give every person in the world **the opportunity to build an online business**

The **overwhelming feedback** we get over and over again is that our tool is **powerful yet simple to use**, our customer support is **amazing**, and oh, by the way, **we're 10 times cheaper** than the other alternatives

We're so convinced that systeme.io is the best tool in the world that we made it **free to sign up and use 99% of our features** for as long as you want

**Click here to get your FREE
systeme.io account!**