



SEPTEMBER LABOR MARKET REVIEW

Table of Contents:


Page 2 - Board of Directors

Page 4 - Highlights of the Labor Force

Page 5 - Unemployment Claimants

Page 7 - Employment by Sectors

Page 18 – HerForce



BOARD OF DIRECTORS
WORKFORCE SOLUTIONS BORDERPLEX

BOARD CHAIR

Frank Spencer III, *Private Sector*

VICE CHAIR

Bobby Blanco, *Private Sector*

Dr. Armando Aguirre, *Public Education*

Robert Alcalá, *Vocational Rehabilitation*

Satish Bhaskar, *Public Assistance*

Joseph Biernacki, *Private Sector*

Ruben Chavez, *Private Sector*

Chrystal Davis, *Community-Based Organization*

Dan Dunlap, *Private Sector*

Ernestina Fauntleroy, *Private Sector*

Eduardo Garcia, *Economic Development*

Art Garza, *Private Sector*

Bob Gear, *Public Employment*

Christina Gonzalez, *Private Sector*

Leonard Goodman III, *Private Sector*

Randall Kinzie, *Private Sector*

Ruby Maldonado, *Private Sector*

Mary Jo Ochoa-Hernandez, *Literacy Council*

Adam Pacheco, *Community-Based Organization*

Emma Schwartz, *Private Sector*

Mica Short, *Community-Based Organization*

Ruben Torres, *Private Sector*

Adam Valdez, *Organized Labor*



BOARD OF DIRECTORS WORKFORCE SOLUTIONS BORDERPLEX



To our members,

We are pleased to present the Labor Market Review that examines how the workforce area performed during September 2023. We are incorporating unemployment insurance claimant data to provide perspective on the ongoing pandemic effect.

The information presented in this newsletter was gathered from federal and state sources and pertains to the El Paso MSA, the Workforce Solutions Borderplex region, and the City of El Paso.

We look forward to performing to your highest standards in communicating pertinent information regarding the workforce as it relates to our objectives at WSB.

If there is additional information that you would like to see presented here, please send your comments and suggestions to:

communications@borderplexjobs.com



WORKFORCE
SOLUTIONS BORDERPLEX



HIGHLIGHTS OF THE LABOR FORCE SEPTEMBER 2023

WORKFORCE SOLUTIONS BORDERPLEX



THE BORDERPLEX REGION

- THE LABOR FORCE DECREASED BY **3,352** FROM THE PREVIOUS MONTH
- THE NUMBER OF EMPLOYED INDIVIDUALS DECREASED BY **1,307** FROM THE PREVIOUS MONTH
- THE NUMBER OF UNEMPLOYED INDIVIDUALS DECREASED BY **2,045** FROM THE PREVIOUS MONTH

EL PASO, TX MSA

- EL PASO, TX MSA UNEMPLOYMENT WAS AT **4.7%** WITH A TOTAL OF **17,664** UNEMPLOYED INDIVIDUALS
- EL PASO, TX MSA ADDED **2,200** NONFARM JOBS SINCE SEPTEMBER 2022
- EL PASO, TX MSA LOST **500** NONFARM JOBS FROM THE PREVIOUS MONTH

RURAL COUNTIES (BREWSTER, CULBERSON, JEFF DAVIS, HUDSPETH, AND PRESIDIO COUNTIES)

- THE LABOR FORCE DECREASED BY **127** FROM THE PREVIOUS MONTH
- THE NUMBER OF EMPLOYED INDIVIDUALS DECREASED BY **66** FROM THE PREVIOUS MONTH
- THE NUMBER OF UNEMPLOYED INDIVIDUALS DECREASED BY **61** FROM THE PREVIOUS MONTH

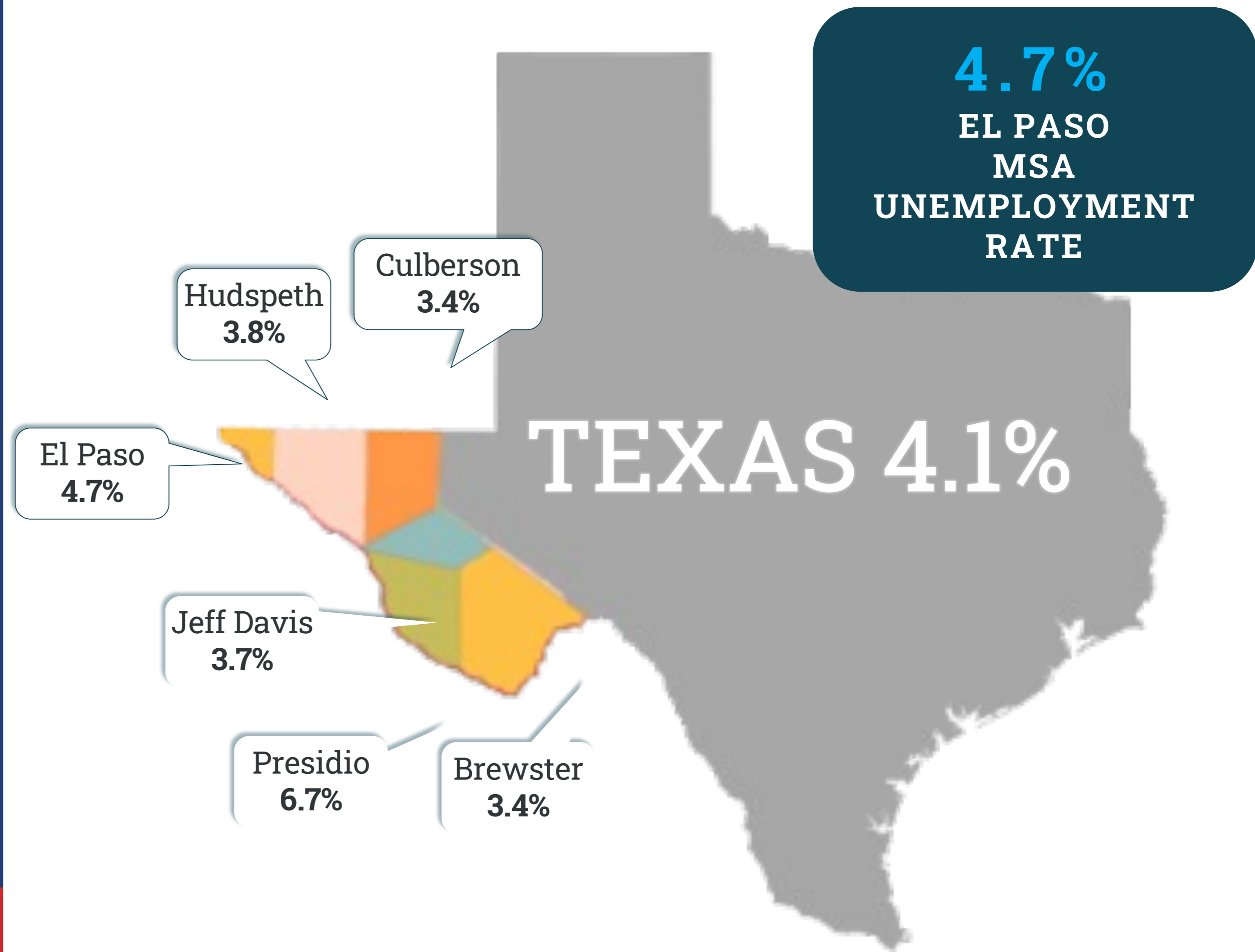
NOTEWORTHY IN SEPTEMBER 2023

Non-Seasonally Adjusted

WORKFORCE SOLUTIONS BORDERPLEX

		September 2023				August 2023				September 2022			
		Labor Force	Employment	Unemployment	Rate	Labor Force	Employment	Unemployment	Rate	Labor Force	Employment	Unemployment	Rate
Texas	State	15,178,537	14,558,234	620,303	4.1	15,187,684	14,502,542	685,142	4.5	14,685,013	14,142,120	542,893	3.7
El Paso	MSA	377,512	359,848	17,664	4.7	380,752	361,096	19,656	5.2	372,389	357,097	15,292	4.1
Borderplex	WDA	387,162	369,065	18,097	4.7	390,514	370,372	20,142	5.2	381,718	366,061	15,657	4.1
Brewster	County	4,382	4,231	151	3.4	4,375	4,204	171	3.9	4,207	4,075	132	3.1
Culberson	County	1,280	1,236	44	3.4	1,299	1,248	51	3.9	1,173	1,143	30	2.6
El Paso	County	375,622	358,030	17,592	4.7	378,847	359,271	19,576	5.2	370,522	355,304	15,218	4.1
Hudspeth	County	1,890	1,818	72	3.8	1,905	1,825	80	4.2	1,867	1,793	74	4.0
Jeff Davis	County	981	945	36	3.7	997	958	39	3.9	981	946	35	3.6
Presidio	County	3,007	2,805	202	6.7	3,091	2,866	225	7.3	2,968	2,800	168	5.7
El Paso	City	312,719	298,745	13,974	4.5	315,417	299,781	15,636	5.0	308,579	296,470	12,109	3.9
Socorro	City	15,670	14,868	802	5.1	15,779	14,920	859	5.4	15,436	14,755	681	4.4

NOTEWORTHY IN SEPTEMBER 2023



The three Super Sectors with the greatest employment for the El Paso MSA in September 2023 were:

1. Trade, Transportation, and Utilities
2. Government
3. Private Education and Health Services

These three Super Sectors represented **58%** of the total nonfarm employment.

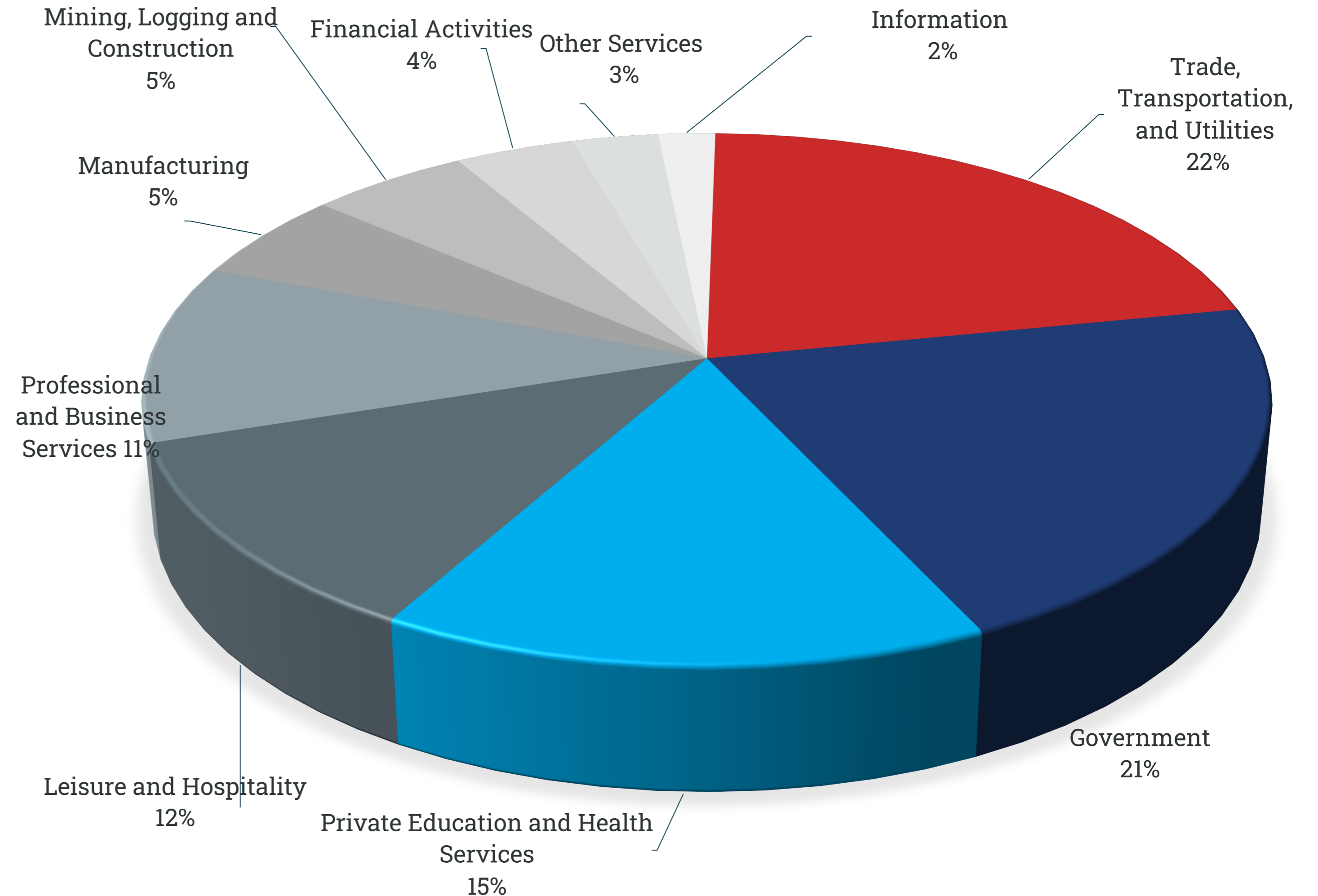
The three Super Sectors with the least employment for the El Paso MSA in September 2023 were:

1. Financial Activities
2. Other Services
3. Information

These three Super Sectors represented **9%** of the total nonfarm employment.

WHERE DO WE WORK?

WORKFORCE SOLUTIONS BORDERPLEX

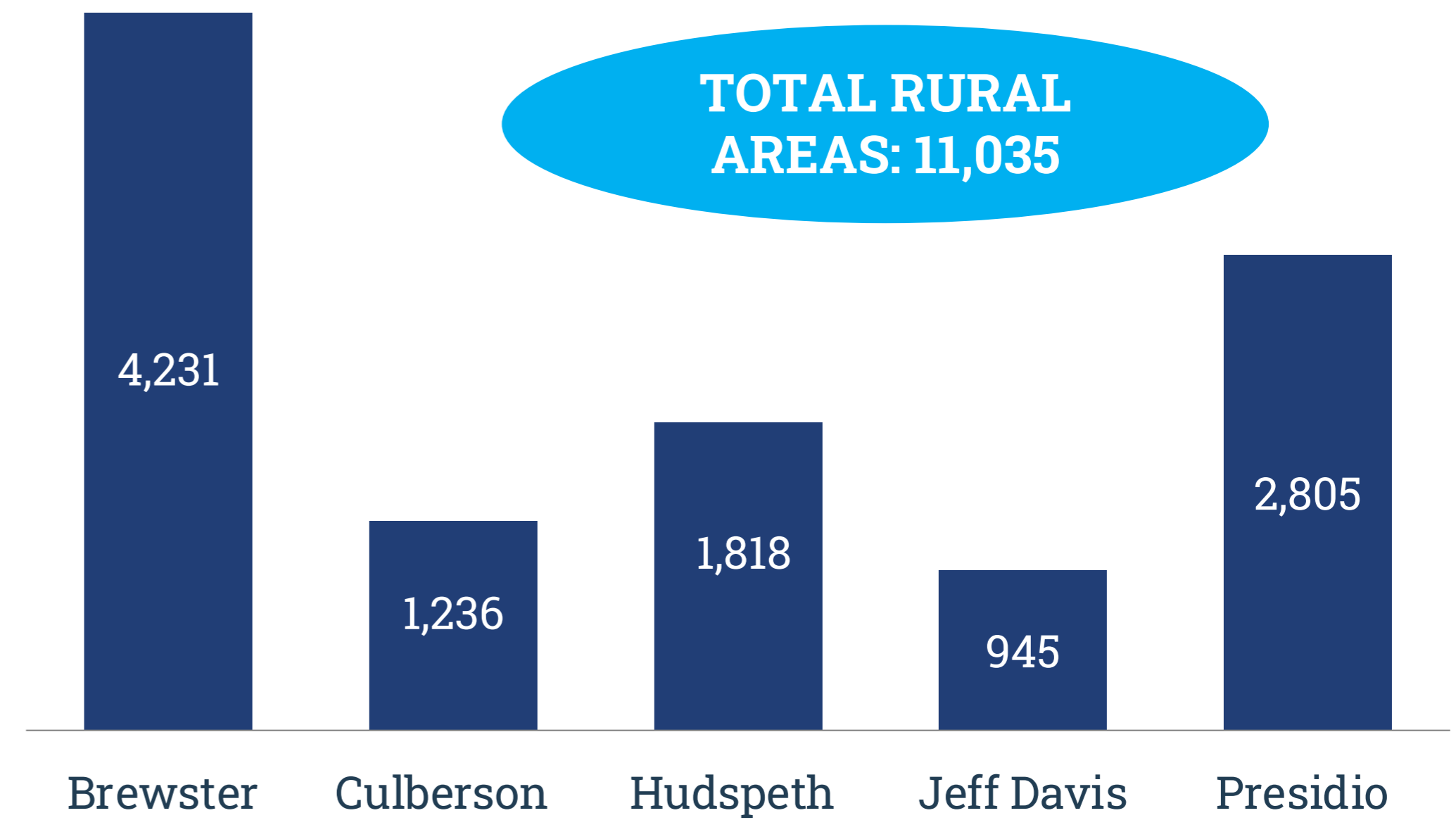
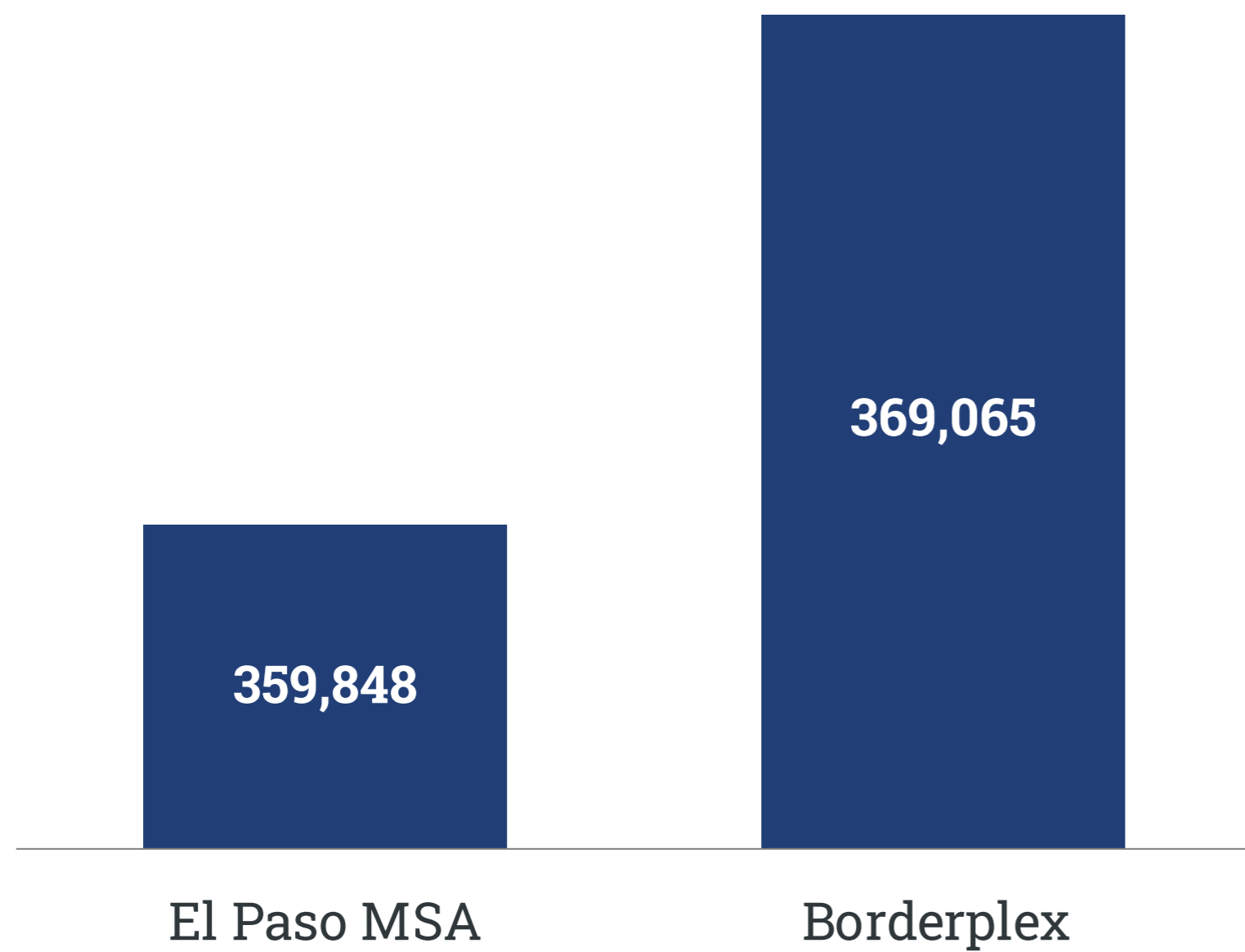




WHERE DO WE WORK?

WORKFORCE SOLUTIONS BORDERPLEX

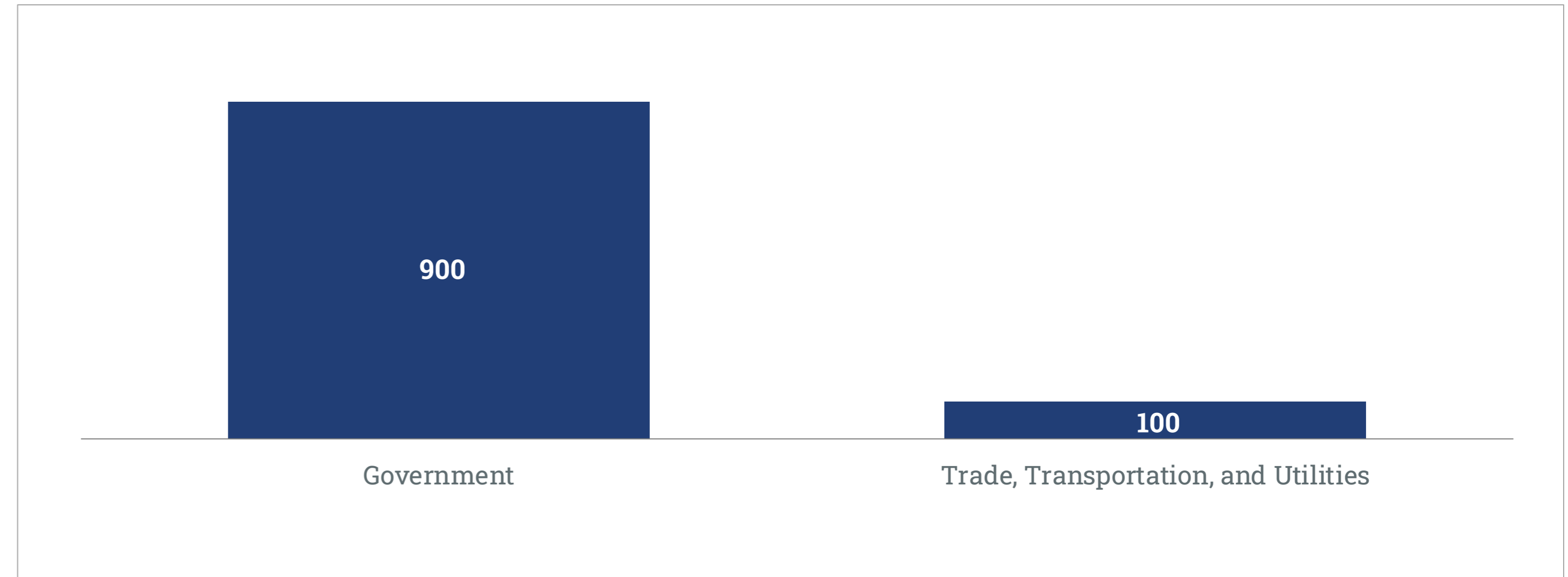
EMPLOYMENT in September 2023



WHERE DO WE WORK? *(Cont.)*

WORKFORCE SOLUTIONS BORDERPLEX

Industries Sectors that added jobs



Top 5 Job Postings in the El Paso, TX MSA

Occupation	Vacancies	Median Hourly Earnings BLS 2022
Retail Salespersons	569	\$ 12.53
First-Line Supervisors of Retail Sales Workers	560	\$ 17.50
Registered Nurses	464	\$ 35.88
Stockers and Order Fillers	421	\$ 14.54
Fast Food and Counter Workers	403	\$ 10.07

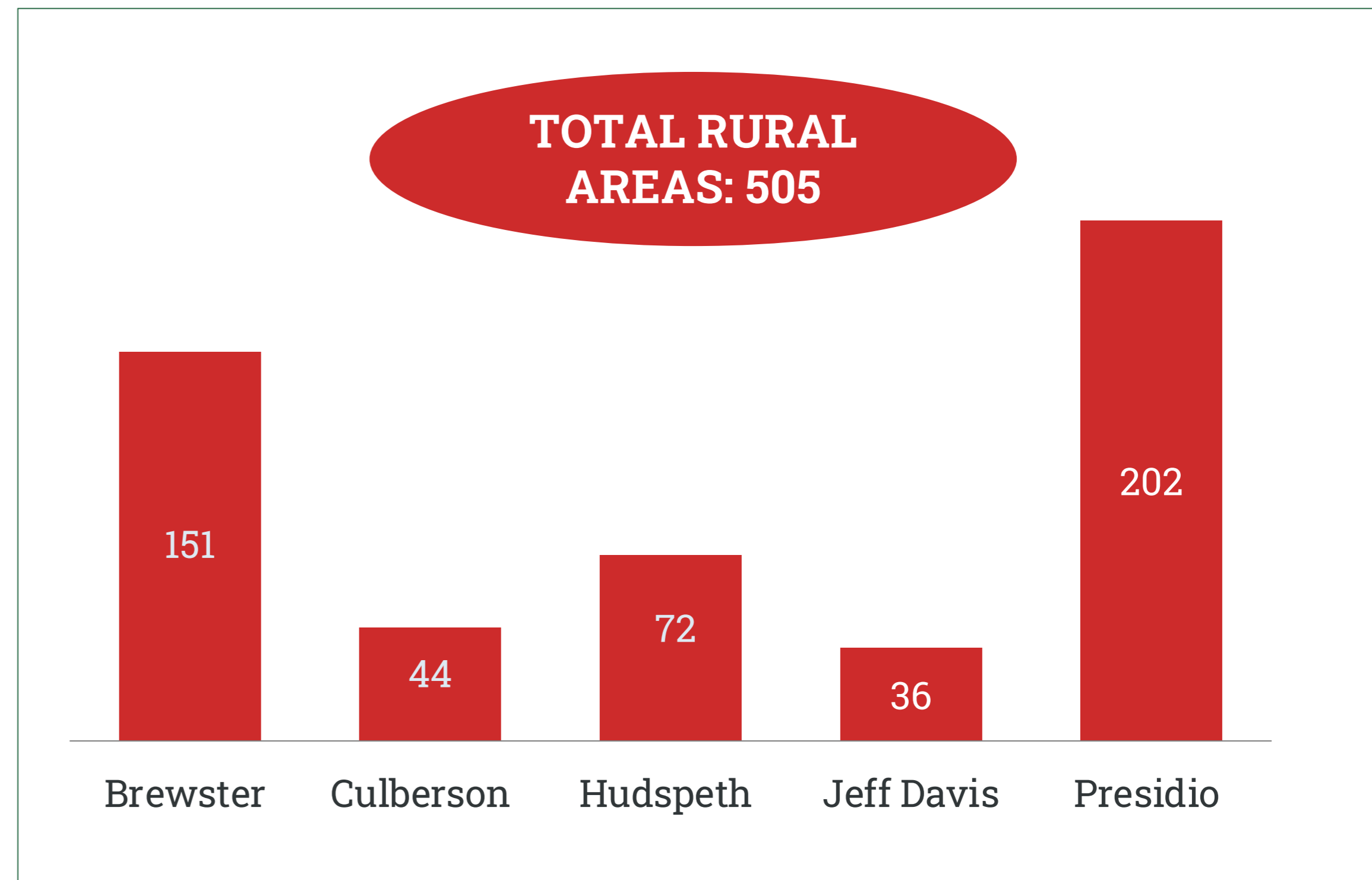
Job postings active during September 2023



WHERE ARE WE LOSING JOBS?

WORKFORCE SOLUTIONS BORDERPLEX

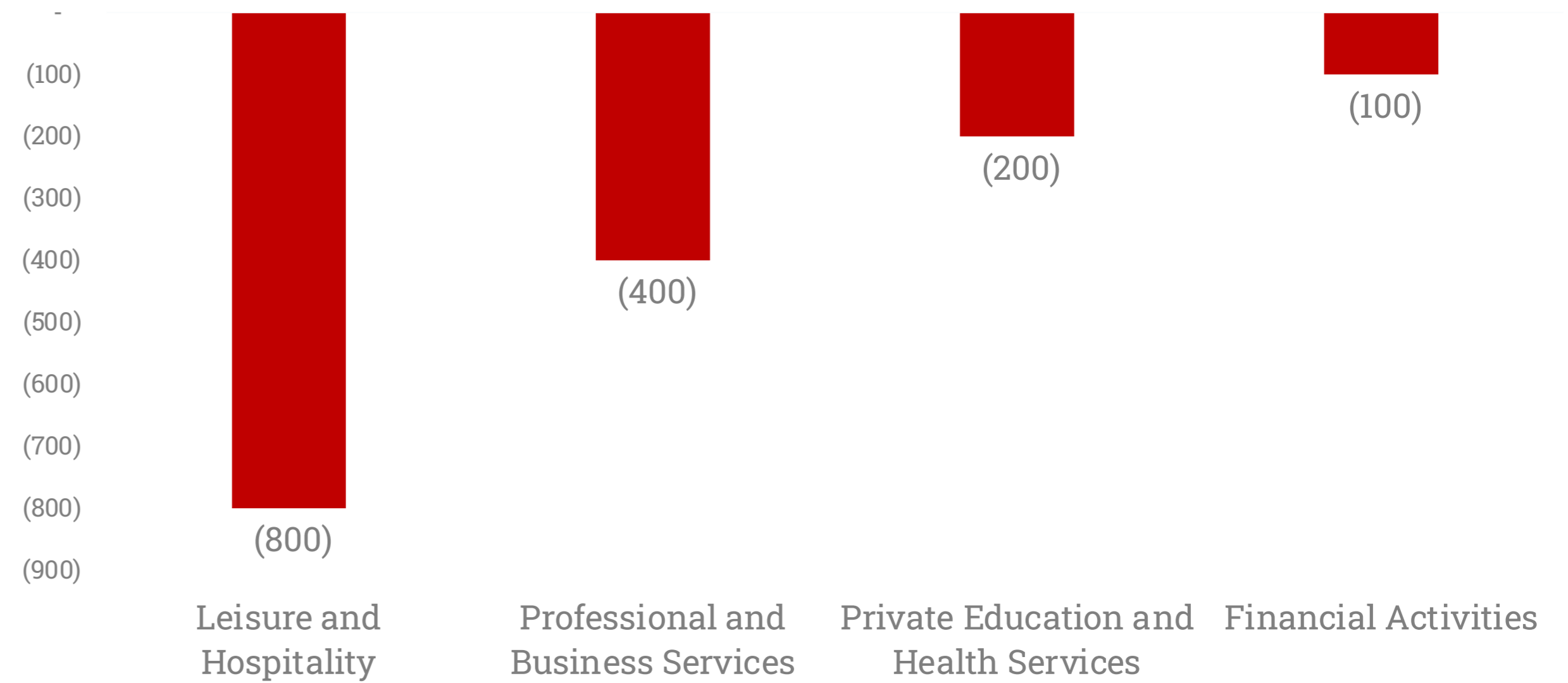
UNEMPLOYMENT in September 2023



WHERE ARE WE LOSING JOBS? *(Cont.)*

WORKFORCE SOLUTIONS BORDERPLEX

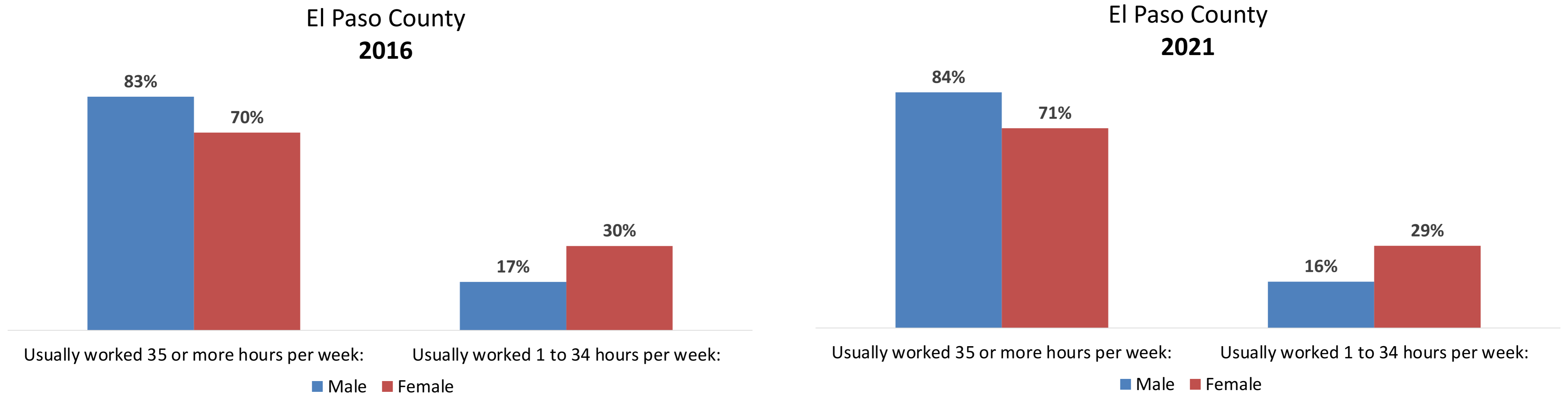
Industries Sectors that lost jobs





In the Works

Work Status by Gender Population 16 to 64 years



In 2016 and 2021, more men (~83%) held a full-time position compared to women (~70%). Women were more likely to hold a part-time position than men.

In some families, women are more likely to have a part-time job so they can contribute to the household income while also taking care of their children or an elderly family member. WSB can support these families by providing opportunities to find childcare or family care for those women interested in entering the workforce or starting a training program.

WSB addresses the poverty rate and gender gap by providing new initiatives tailored to assist women in succeeding in the workforce. We offer resources such as childcare, training assistance and job search assistance, among others. If you are interested in these or any other of our services, feel free to fill out [this form](#) and a WSB member will contact you soon.



A proud partner of the
americanjobcenter
network

Sources

Labor Market & Career Information, Texas Workforce Commission October 2023, JobsEQ October 2023, Bureau of Labor Statistics May 2022, Census 2016 & 2021

To access previous reports, please visit the Workforce Trends and Data section of our website:

<http://www.borderplexjobs.com/regional-statistics/workforce-trends-and-data>

Funded by all or in part of, the Department of Labor/ETA WIOA Formula Grants and Wagner-Peyser; the Department of Health and Human Services TANF and Childcare Development Fund; and the Food and Nutrition Service SNAP Employment & Training.”

Equal Opportunity Employer/Program. Auxiliary aids and services are available upon request to individuals with disabilities. Relay Texas: 711 (Voice) or 1-800-735-2989 (TTY).

Igualdad de oportunidades de Empleo/Programas. Equipo auxiliar y servicios de apoyo están disponibles para personas con discapacidad al ser requeridos. Relay Texas: 711 (Voz) o 1-800-735-2989 (TTY)