



SIZE CHART ALL


TEXTILES

METRIC MEASUREMENT

SIZES	XS	S	M	L
Height (Size)	150 - 165 cm	160 - 175 cm	165 - 175 cm	165 - 180 cm
WEIGHT:	40 - 50 kg	45 - 55 kg	50 - 60 kg	60 - 70 kg
A : Chest Width	80 - 85 cm	85 - 90 cm	90 - 95 cm	95 - 100 cm
B : Waist	55 - 60 cm	60 - 65 cm	65 - 70 cm	70 - 75 cm
C : Hips	82 - 88 cm	87 - 92 cm	92 - 97 cm	95 - 100 cm
D : Girth	132 - 140 cm	140 - 148 cm	148 - 156 cm	155 - 164 cm

IMPERIAL MEASUREMENT

SIZES	XS	S	M	L
Height (Size)	4'11" - 5'5"	5'3" - 5'9"	5'5" - 5'9"	5'5" - 5'11"
WEIGHT:	88 - 110 lbs	99 - 121 lbs	110 - 132 lbs	132 - 154 lbs
A : Chest Width	31 - 33"	33 - 35"	35 - 37"	37 - 39"
B : Waist	21 - 24"	24 - 26"	26 - 28"	28 - 30"
C : Hips	33 - 35"	35 - 37"	37 - 39"	38 - 40"
D : Girth	52 - 55"	55 - 58"	58 - 62"	62 - 65"



Wear Mei

Wear Mei

SIZE CHART WOMEN


TEXTILES

METRIC MEASUREMENT

SIZES	XS	S	M	L
Height (Size)	150 - 165 cm	160 - 175 cm	165 - 175 cm	165 - 180 cm
WEIGHT:	40 - 50 kg	45 - 55 kg	50 - 60 kg	60 - 70 kg
A : Chest Width	80 - 85 cm	85 - 90 cm	90 - 95 cm	95 - 100 cm
B : Waist	55 - 60 cm	60 - 65 cm	65 - 70 cm	70 - 75 cm
C : Hips	82 - 88 cm	87 - 92 cm	92 - 97 cm	95 - 100 cm
D : Girth	132 - 140 cm	140 - 148 cm	148 - 156 cm	155 - 164 cm

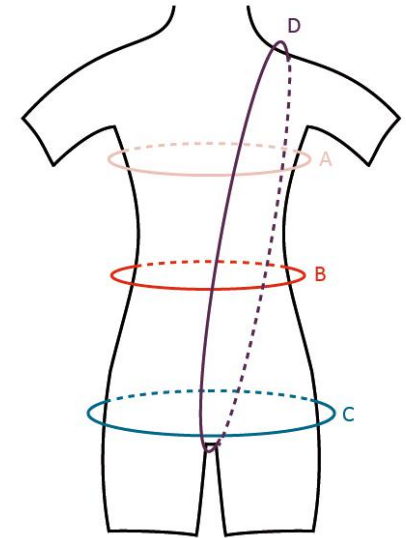
IMPERIAL MEASUREMENT

SIZES	XS	S	M	L
Height (Size)	4'11" - 5'5"	5'3" - 5'9"	5'5" - 5'9"	5'5" - 5'11"
WEIGHT:	88 - 110 lbs	99 - 121 lbs	110 - 132 lbs	132 - 154 lbs
A : Chest Width	31 - 33"	33 - 35"	35 - 37"	37 - 39"
B : Waist	21 - 24"	24 - 26"	26 - 28"	28 - 30"
C : Hips	33 - 35"	35 - 37"	37 - 39"	38 - 40"
D : Girth	52 - 55"	55 - 58"	58 - 62"	62 - 65"



SIZE CHART WOMEN

TEXTILES



METRIC MEASUREMENT

SIZES	XS	S	M	L	XL	XXL	XXXL
Height (Size)	150 - 165 cm	160 - 175 cm	165 - 175 cm	165 - 180 cm	165 - 180 cm	165 - 185 cm	170 - 190 cm
WEIGHT:	40 - 50 kg	45 - 55 kg	50 - 60 kg	60 - 70 kg	70 - 80 kg	80 - 90 kg	90 - 100 kg
A : Chest Width	80 - 85 cm	85 - 90 cm	90 - 95 cm	95 - 100 cm	100 - 105 cm	105 - 110 cm	110 - 115 cm
B : Waist	55 - 60 cm	60 - 65 cm	65 - 70 cm	70 - 75 cm	75 - 80 cm	80 - 85 cm	85 - 90 cm
C : Hips	82 - 88 cm	87 - 92 cm	92 - 97 cm	95 - 100 cm	100 - 105 cm	105 - 110 cm	110 - 115 cm
D : Girth	132 - 140 cm	140 - 148 cm	148 - 156 cm	155 - 164 cm	164 - 172 cm	168 - 176 cm	175 - 180 cm

IMPERIAL MEASUREMENT

SIZES	XS	S	M	L	XL	XXL	XXXL
Height (Size)	4'11" - 5'5"	5'3" - 5'9"	5'5" - 5'9"	5'5" - 5'11"	5'5" - 5'11"	5'5" - 6'	5'7" - 7'1"
WEIGHT:	88 - 110 lbs	99 - 121 lbs	110 - 132 lbs	132 - 154 lbs	154 - 176 lbs	176 - 198 lbs	198 - 220 lbs
A : Chest Width	31 - 33"	33 - 35"	35 - 37"	37 - 39"	39 - 41"	41 - 43"	43 - 45"
B : Waist	21 - 24"	24 - 26"	26 - 28"	28 - 30"	30 - 32"	32 - 34"	33 - 35"
C : Hips	33 - 35"	35 - 37"	37 - 39"	38 - 40"	39 - 41"	41 - 43"	43 - 45"
D : Girth	52 - 55"	55 - 58"	58 - 62"	62 - 65"	65 - 68"	66 - 69"	68 - 71"

SKIRTS LENGHTS

METRIC MEASUREMENT in CM

PRODUCT	FRONT LENGHT			BACK LENGHT		
	XS / S	M / L	XL / XXL	XS / S	M / L	XL / XXL
ALEGRO				35,5	38,5	41,5
APOLO				57	60	63
CYPELLA - LONICERA - ORLINA	33	35		44,5	46,5	
DAPHNE	26,5	29,5	32,5	34,5	37,5	40,5
DELIA	31	32	33	43	46	49
DOLLY	24	26	28	36	39	42
FADO	59,5	60,5		60,5	61,5	
FILAO	36	38		39	41	
LOBELIA	25	27		28,5	30,5	
MAGDA	30,5	33,5	36,5	40	43	46
MELINA	63	68	73	75	80	85
OMBRELLE	25	27	29	28,5	30,5	32,5

SKIRT WAIST

METRIC MEASUREMENT in CM

PRODUCT	WAIST CIRCUMFERENCE		
	XS / S	M / L	XL / XXL
ALEGRO - APOLO	65	70	75
CYPELLA - LONICERA - LOBELIA - ORLINA	62	66	
DAPHNE - DELIA - DOLLY - MAGDA - OMBRELLE	62	66	70
FADO	58	64	70
FILAO	60	64	
MELINA	59	63	67

DRESSES - SKIRTS LENGHTS

METRIC MEASUREMENT in CM

PRODUCT	FRONT LENGHT						BACK LENGHT					
	XS	S	M	L	XL	XXL	XS	S	M	L	XL	XXL
ALYSON	18	20	22	24			24	26	28	30		
ARDESIA - BAGATELLE - BALKALA - BALLERINE	18	20	22	24	26	28	22	24	26	28	30	32
AZUREA	38	40	42	44	46	48	43	45	47	49	51	53
CAMELIA	19	21	23	25			23	25	27	29		
ETINCELLE	18	20	22	24			23	25	27	29		
GALLI	46	48	50	52	54	56	58	60	62	64	66	68
KAMAE	17	19	21	23			23	25	27	29		
MELODIE	18,5	20,5	22,5	24,5	26,5		23	25	27	29	31	
SERENITE	18	20	22	24			23	25	27	29		
VOLANTE	17,5	19,5	21,5	23,5	25,5	27,5	22,5	24,5	26,5	28,5	30,5	32,5

SHORTS & PANTS & UNITARDS- INSEAMS LENGTHS

METRIC MEASUREMENT in CM

PRODUCT	XS	S	M	L	XL	XXL
ALOES - MAKALU	9	9,5	10	10,5		
ARIELLE	5	6	7	8	9	10
CALOU	81	83	85	87		
CAPELLA - SYRMA	79	81	83	85		
CEYLAN	6,5	6,5	7	7		
CRYSALIDE	72	77	81	85		
GIPSY	7	9	11	13	15	17
IRIS - UTAMI	80	82	84	86	88	91,5
MACARON	8	9	10	11	12	13
PALOMINO - PENELOPE	76	78	80	82	84	86
PANDORE - OPUS	75	77	79	81	83	85
SONATE	10	10,5	11	11,5	12	
TIARA	11	11,5	12	13,5		

LEG WARMERS LENGTHS

METRIC MEASUREMENT in CM

PRODUCT	XS/S	M/L
ATTITUDE	49	42
CRISTAL	72	77
IZALIA	40	42
SUPERBE	76	80
TAGE	79	81

FLEXIFIT SUPPORT

METRIC MEASUREMENT in CM

PRODUCT		XS/S	M/L
REMOVABLE BRA INSERT	WEAR MOI PRODUCT COMPATIBLE SIZE	XS - S	M - L
	BUST MEASUREMENT	75/85	85/95

Wear Mei

SIZE CHART GIRLS

TEXTILES

METRIC MEASUREMENT

SIZES	AGE 2/4	AGE 4/6	AGE 6/8
Height (Size)	90 - 105 cm	100 - 115 cm	110 - 125 cm
WEIGHT:	10 - 15 kg	15 - 20 kg	17 - 27 kg
A : Chest Width	50 - 55 cm	55 - 60 cm	60 - 65 cm
B : Waist	45 - 50 cm	49 - 54 cm	50 - 55 cm
C : Hips	50 - 55 cm	55 - 60 cm	60 - 65 cm
D : Girth	80 - 90 cm	90 - 100 cm	100 - 110 cm

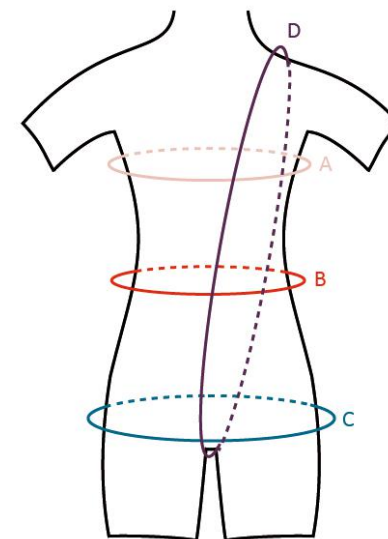
IMPERIAL MEASUREMENT

SIZES	AGE 2/4	AGE 4/6	AGE 6/8
Height (Size)	3'1" - 3'5"	3'3" - 3'9"	3'7" - 4'1"
WEIGHT:	22 - 33 lbs	33 - 44 lbs	37 - 59 lbs
A : Chest Width	19 - 21"	21 - 23"	23 - 25"
B : Waist	18 - 20"	19 - 21"	20 - 22"
C : Hips	20 - 22"	22 - 24"	24 - 26"
D : Girth	31 - 35"	35 - 39"	39 - 43"



SIZE CHART GIRLS

TEXTILES



METRIC MEASUREMENT

SIZES	AGE 2/4	AGE 4/6	AGE 6/8	AGE 8/10	AGE 10/12	AGE 12/14
Height (Size)	90 - 105 cm	100 - 115 cm	110 - 125 cm	120 - 135 cm	130 - 145 cm	140 - 155 cm
WEIGHT:	10 - 15 kg	15 - 20 kg	17 - 27 kg	25 - 35 kg	30 - 40 kg	35 - 45 kg
A : Chest Width	50 - 55 cm	55 - 60 cm	60 - 65 cm	65 - 70 cm	70 - 75 cm	75 - 80 cm
B : Waist	45 - 50 cm	49 - 54 cm	50 - 55 cm	52 - 57 cm	53 - 58 cm	55 - 60 cm
C : Hips	50 - 55 cm	55 - 60 cm	60 - 65 cm	65 - 70 cm	72 - 78 cm	78 - 83 cm
D : Girth	80 - 90 cm	90 - 100 cm	100 - 110 cm	110 - 120 cm	115 - 125 cm	125 - 135 cm

IMPERIAL MEASUREMENT

SIZES	AGE 2/4	AGE 4/6	AGE 6/8	AGE 8/10	AGE 10/12	AGE 12/14
Height (Size)	3'1" - 3'5"	3'3" - 3'9"	3'7" - 4'1"	3'11" - 4'5"	4'3" - 4'9"	4'7" - 5'1"
WEIGHT:	22 - 33 lbs	33 - 44 lbs	37 - 59 lbs	55 - 77 lbs	66 - 88 lbs	77 - 99 lbs
A : Chest Width	19 - 21"	21 - 23"	23 - 25"	25 - 27"	27 - 29"	29 - 31"
B : Waist	18 - 20"	19 - 21"	20 - 22"	21 - 23"	21 - 23"	22 - 24"
C : Hips	20 - 22"	22 - 24"	24 - 26"	26 - 28"	29 - 31"	31 - 33"
D : Girth	31 - 35"	35 - 39"	39 - 43"	43 - 47"	45 - 49"	49 - 53"

SKIRTS LENGHTS

METRIC MEASUREMENT in CM

PRODUCT	FRONT LENGHT		BACK LENGHT	
	AGE 4/8	AGE 8/12	AGE 4/8	AGE 8/12
ALEGRO			25,5	28,5
DAPHNE	19	22	24	27
DELIA - DOLLY	20	23	25	28
LOBELIA	18,5	21,5	22,5	25,5
MAGDA	24	27	30	33
MELINA		51		61

PRODUCT	FRONT LENGHT						BACK LENGHT					
	AGE 2/4	AGE 4/6	AGE 6/8	AGE 8/10	AGE 10/12	AGE 12/14	AGE 2/4	AGE 4/6	AGE 6/8	AGE 8/10	AGE 10/12	AGE 12/14
FADO				51	56					52	56	
NUAGE	11,5	13,5	15,5	17,5	19,5	21,5	11,5	13,5	15,5	17,5	19,5	21,5

SKIRT WAIST

METRIC MEASUREMENT in CM

PRODUCT	WAIST CIRCUNFERENCE	
	AGE 4/8	AGE 8/12
ALEGRO	50	55
DAPHNE - MAGDA	48	54
DELIA - DOLLY	50	54
LOBELIA	50	56
MELINA		53

PRODUCT	WAIST CIRCUNFERENCE					
	AGE 2/4	AGE 4/6	AGE 6/8	AGE 8/10	AGE 10/12	AGE 12/14
FADO				50	54	
NUAGE	40	44	48	52	56	60

DRESSES - SKIRTS LENGHTS

METRIC MEASUREMENT in CM

PRODUCT	FRONT LENGHT						BACK LENGHT					
	AGE 2/4	AGE 4/6	AGE 6/8	AGE 8/10	AGE 10/12	AGE 12/14	AGE 2/4	AGE 4/6	AGE 6/8	AGE 8/10	AGE 10/12	AGE 12/14
ADAGE - ENTRECHAT	13	15	17	19	21	23	17	19	21	23	25	27
ALYSON			12,5	14,5	16,5	17			16	18	20	22
ARDESIA - BALKALA - BALLERINE		11,5	13,5	15,5	17,5	17,5		14	16	18	20	21
AZUREA			32	34	36	37,5			37	39	41	42,5
BAGATELLE	10	12	14	16	18	20	14	16	18	20	22	24
CAMELIA		11	13	15	17	18		15	17	19	21	22
CHARME		10,5	12,5	14,5	16,5	18,5		12	14	16	18	20
ETINCELLE			12	14	16	17			17	19	21	22
FANTAISIE	12,5	14,5	16,5	18,5	20,5	22,5	15,5	17,5	19,5	21,5	23,5	25,5
GALLI				29	31	34				38	40	48
KAMAE			13	15	17	17			17	19	21	22
MELODIE		11	13	15	17	19		13,5	15,5	17,5	19,5	21,5
PLUME	10,5	12,5	14,5	16,5	18,5	20,5	11,5	13,5	15,5	17,5	19,5	21,5
SERENITE				15,5	16,5	17				19,5	20,5	22,5
VOLANTE				16,5	18,5	20,5				18,5	20,5	22,5

LEG WARMERS LENGHTS

METRIC MEASUREMENT in CM

PRODUCT	AGE 4/8	AGE 8/12
ATTITUDE	34	41
CRISTAL		64
IZALIA		35
SUPERBE		72

SHORTS & PANTS & UNITARDS - INSEAMS LENGTHS

METRIC MEASUREMENT in CM

PRODUCT	AGE 4/6	AGE 6/8	AGE 8/10	AGE 10/12	AGE 12/14
ALOES			7,5	8	
ARIELLE		5	5,5	6	
BERGAMOTE	66	68	70	72	
CALISSON	8	8,5	9	9,5	
CALOU			66	71	
CAPELLA			64	69	
CEYLAN			6	6	
CRYSALIDE			65	68	
GIPSY	4	5	6	7	
MACARON		4,5	5,5	6,5	
OPUS		56	63	70	72,5
PENELOPE		54	61	67	71
SONATE	6	6,5	7	7,5	
SYRMA			66	69	
TIARA			8,5	9	
UTAMI			64,5	69	

FLEXIFIT SUPPORT

METRIC MEASUREMENT in CM

PRODUCT		10/14
REMOVABLE BRA INSERT	WEAR MOI PRODUCT COMPATIBLE SIZE	10/12 - 12/14
	BUST MEASUREMENT	65/75



SIZE CHART MEN & BOYS

TEXTILES

METRIC MEASUREMENT

SIZES	XS	S	M
Height (Size)	155 - 170 cm	160 - 175 cm	165 - 180 cm
WEIGHT:	45 - 55 kg	55 - 65 kg	65 - 75 kg
A : Chest Width	76 - 83 cm	83 - 91 cm	91 - 97 cm
B : Waist	65 - 70 cm	70 - 75 cm	75 - 80 cm
C : Hips	80 - 85 cm	85 - 90 cm	90 - 95 cm
D : Girth	130 - 145 cm	140 - 160 cm	145 - 165 cm

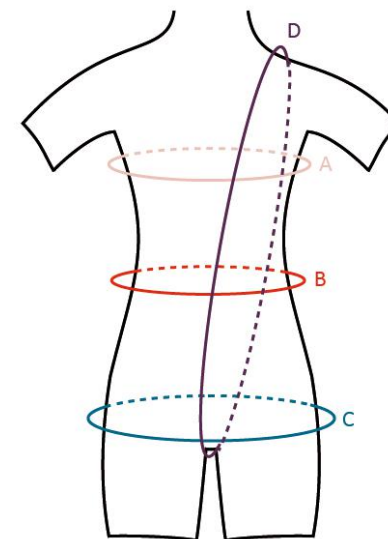
IMPERIAL MEASUREMENT

SIZES	XS	S	M
Height (Size)	5'1" - 5'7"	5'3" - 5'9"	5'5" - 5'11"
WEIGHT:	99 - 121 lbs	121 - 143 lbs	143 - 165 lbs
A : Chest Width	31 - 33"	33 - 36"	36 - 38"
B : Waist	26 - 28"	28 - 30"	30 - 32"
C : Hips	32 - 34"	34 - 36"	36 - 38"
D : Girth	51 - 57"	55 - 62"	57 - 65"



SIZE CHART MEN

TEXTILES



METRIC MEASUREMENT

SIZES	XS	S	M	L	XL	XXL
Height (Size)	155 - 170 cm	160 - 175 cm	165 - 180 cm	170 - 185 cm	170 - 195 cm	175 - 200 cm
WEIGHT:	45 - 55 kg	55 - 65 kg	65 - 75 kg	75 - 85 kg	85 - 95 kg	95 - 105 kg
A : Chest Width	76 - 83 cm	83 - 91 cm	91 - 97 cm	97 - 104 cm	104 - 110 cm	110 - 120 cm
B : Waist	65 - 70 cm	70 - 75 cm	75 - 80 cm	80 - 85 cm	85 - 90 cm	90 - 95 cm
C : Hips	80 - 85 cm	85 - 90 cm	90 - 95 cm	95 - 100 cm	100 - 105 cm	105 - 110 cm
D : Girth	130 - 145 cm	140 - 160 cm	145 - 165 cm	150 - 170 cm	155 - 170 cm	160 - 175 cm

IMPERIAL MEASUREMENT

SIZES	XS	S	M	L	XL	XXL
Height (Size)	5'1" - 5'7"	5'3" - 5'9"	5'5" - 5'11"	5'7" - 6'1"	5'7" - 6'5"	5'9" - 6'7"
WEIGHT:	99 - 121 lbs	121 - 143 lbs	143 - 165 lbs	165 - 187 lbs	187 - 209 lbs	209 - 231 lbs
A : Chest Width	31 - 33"	33 - 36"	36 - 38"	38 - 41"	41 - 44"	43 - 47"
B : Waist	26 - 28"	28 - 30"	30 - 32"	32 - 34"	34 - 36"	35 - 37"
C : Hips	32 - 34"	34 - 36"	36 - 38"	38 - 40"	40 - 42"	41 - 43"
D : Girth	51 - 57"	55 - 62"	57 - 65"	59 - 67"	61 - 67"	63 - 69"

BIKETARDS & UNITARDS - INSEAMS LENGHTS

METRIC MEASUREMENT in CM

PRODUCT	XS	S	M	L
ATLAS	63,5	65,5	67,5	69,5
CAPRI - ROMEO - TANGO	9,5	10	10,5	11
ELAN	60	62	64	66

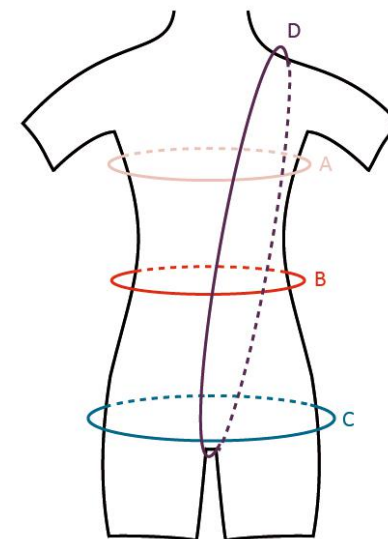
SHORTS & PANTS - INSEAMS LENGHTS

METRIC MEASUREMENT in CM

PRODUCT	XS	S	M	L	XL	XXL
BELEM	73	75	77	79	81	83
LORCA	19	20	21	22		
MARCEAU	10	10,5	11	11,5		
ODEON	25	26	26,5	27		
PACO	7	9	11	13		
PRESTON	77	80	82	84	86	88

SIZE CHART BOYS

TEXTILES



METRIC MEASUREMENT

SIZES	AGE 4/6	AGE 6/8	AGE 8/10	AGE 10/12	AGE 12/14
Height (Size)	100 - 120 cm	113 - 133 cm	124 - 144 cm	135 - 155 cm	140 - 165 cm
WEIGHT:	15 - 20 kg	20 - 27 kg	25 - 35 kg	30 - 40 kg	35 - 45 kg
A : Chest Width	55 - 60 cm	60 - 65 cm	64 - 69 cm	68 - 75 cm	72 - 79 cm
B : Waist	52 - 57 cm	56 - 60 cm	58 - 63 cm	60 - 65 cm	63 - 68 cm
C : Hips	55 - 60 cm	60 - 65 cm	65 - 70 cm	71 - 78 cm	75 - 80 cm
D : Girth	90 - 100 cm	100 - 110 cm	110 - 120 cm	115 - 125 cm	125 - 135 cm

IMPERIAL MEASUREMENT

SIZES	AGE 4/6	AGE 6/8	AGE 8/10	AGE 10/12	AGE 12/14
Height (Size)	3'3" - 3'11"	3'9" - 4'4"	4'1" - 4'9"	4'5" - 5'1"	4'7" - 5'5"
WEIGHT:	33 - 44 lbs	44 - 60 lbs	55 - 77 lbs	66 - 88 lbs	77 - 99 lbs
A : Chest Width	22 - 24"	24 - 26"	25 - 27"	27 - 29"	29 - 31"
B : Waist	21 - 23"	22 - 24"	23 - 25"	25 - 26"	25 - 27"
C : Hips	22 - 24"	24 - 26"	26 - 28"	28 - 30"	30 - 32"
D : Girth	35 - 39"	39 - 43"	43 - 47"	45 - 49"	49 - 53"

BIKETARDS & UNITARDS - INSEAMS LENGHTS

METRIC MEASUREMENT in CM

PRODUCT	AGE 6/8	AGE 8/10	AGE 10/12	AGE 12/14
ATLAS		55	57	59
ELAN	43	47	51	
TANGO	7,5	8	8,5	

SHORTS & PANTS - INSEAMS LENGHTS

METRIC MEASUREMENT in CM

PRODUCT	AGE 4/6	AGE 6/8	AGE 8/10	AGE 10/12	AGE 12/14
BELEM		56	63	70	
LORCA	12	13	14	15	
MARCEAU	6,5	8	8,5	9	
ODEON	17,5	18,8	19,5	21,5	
PACO	3,5	4,5	5,5	6,5	
PRESTON		56	63	69	71,5



SIZE CHART TIGHTS

METRIC MEASUREMENT

DIV01 – DIV60

SIZES	4/6	6/8	8/10	10/12	XS	S	M
HEIGHT IN CM	100 - 115	110 - 125	120 - 135	130 - 145	150 - 165	160 - 175	165 - 175
WEIGHT IN KG	15 - 20	17 - 27	25 - 35	30 - 40	40 - 50	45 - 55	50 - 60

DIV03 – PREMIERE FOOTED TIGHTS

SIZES	4/8	8/12	12/14	S/M	L/XL
HEIGHT IN CM	100 - 125	120 - 145	140 - 155	160 - 175	165 - 180
WEIGHT IN KG	15 - 27	25 - 40	35 - 45	45 - 60	60 - 80

IMPERIAL MEASUREMENT

DIV01 – DIV60

SIZES	4/6	6/8	8/10	10/12	XS
HEIGHT IN INCHES	3'3" - 3'9"	3'7" - 4'1"	3'11" - 4'5"	4'3" - 4'9"	4'11" - 5'5"
WEIGHT IN LBS	33 - 44	37 - 59	55 - 77	66 - 88	88 - 110

DIV03 – PREMIERE FOOTED TIGHTS

SIZES	4/8	8/12	12/14	S/M	L/XL
HEIGHT IN INCHES	3'3" - 4'1"	3'11" - 4'9"	4'7" - 5'1"	5'3" - 5'9"	5'5" - 5'11"
WEIGHT IN LBS	33 - 59	55 - 88	77 - 99	99 - 132	132 - 176



SIZE CHART TIGHTS

METRIC MEASUREMENT

DIV01 – DIV60

SIZES	4/6	6/8	8/10	10/12	XS	S	M	L
HEIGHT IN CM	100 - 115	110 - 125	120 - 135	130 - 145	150 - 165	160 - 175	165 - 175	165 - 180
WEIGHT IN KG	15 - 20	17 - 27	25 - 35	30 - 40	40 - 50	45 - 55	50 - 60	60 - 70

DIV03 – PREMIERE FOOTED TIGHTS – PREMIERE CONVERTIBLE TIGHTS

SIZES	4/8	8/12	12/14	S/M	L/XL
HEIGHT IN CM	100 - 125	120 - 145	140 - 155	160 - 175	165 - 180
WEIGHT IN KG	15 - 27	25 - 40	35 - 45	45 - 60	60 - 80

IMPERIAL MEASUREMENT

DIV01 – DIV60

SIZES	4/6	6/8	8/10	10/12	XS	S	M	L
HEIGHT IN INCHES	3'3" - 3'9"	3'7" - 4'1"	3'11" - 4'5"	4'3" - 4'9"	4'11" - 5'5"	5'3" - 5'9"	5'5" - 5'9"	5'5" - 5'11"
WEIGHT IN LBS	33 - 44	37 - 59	55 - 77	66 - 88	88 - 110	99 - 121	110 - 132	132 - 154

DIV03 – PREMIERE FOOTED TIGHTS – PREMIERE CONVERTIBLE TIGHTS

SIZES	4/8	8/12	12/14	S/M	L/XL
HEIGHT IN INCHES	3'3" - 4'1"	3'11" - 4'9"	4'7" - 5'1"	5'3" - 5'9"	5'5" - 5'11"
WEIGHT IN LBS	33 - 59	55 - 88	77 - 99	99 - 132	132 - 176

Wear Mei

SIZE CHART BALLET SHOES

SOFT SHOES

	EURO	23	24	25	26	27	28	29	30	31	32	33		
CHILD	US	7	8	8,5	9	10	10,5	11	12	12,5	13,5	1		
	UK	6	7	8	8.5	9	10	11	11.5	12.5	13	1		
	JAPAN	14,3	15	15,6	16,3	17	17,6	18,3	19	19,6	20,3	21		
	EURO	34	35	36	37	38	39	40	41	42	43	44	45	46
WOMEN	US	3	4	5	5,5	6,5	7	8	9	9,5	10	11	12	13
	UK	2	2.5	3.5	4	5	5.5	6.5	7.5	8	9	9,5	10	11
	JAPAN	21,6	22,3	23	23,6	24,3	25	25,6	26,3	27	27,6	28,3	29	29,6
	EURO	34	35	36	37	38	39	40	41	42	43	44	45	46
MEN	US	2,5	3,5	4,5	5	6	6,5	7	8	8,5	9	10	11	12
	UK	2	2,5	3,5	4	5	5,5	6,5	7,5	8	9	9,5	10	11
	JAPAN	21,6	22,3	23	23,6	24,3	25	25,6	26,3	27	27,6	28,3	29	29,6

TURNER SHOES

	XS	S	M	L	XL					
EURO	34	35	36	37	38	39	40	41	42	43
US	4	4.5	5.5	6.5	7	7.5	8	8.5	9	9.5
UK	2	2.5	3.5	4.5	5	5.5	6.5	7	8	9
JAPAN	21	21,5	22	22,5	23,5	24,5	25,5	26	26,5	27,5

POINTES SHOES & DEMI POINTES

SIZE UK	13	1	1.5	2	2.5	3	3.5	4	4.5	5	5.5	6	6.5
SIZE EUR	32	33	33.5	34	35	35.5	36	36.5	37	38	39	39.5	40
SIZE JAPAN	19,8	20,4	20,8	21,1	21,8	22,1	22,4	22,8	23,1	24,2	24,9	25,5	25,8
SIZE US	1	3.5	4	4.5	5	5.5	6	6.5	7	7.5	8	8.5	9



SIZE CHART BALLET SHOES

SOFT SHOES

		EURO	23	24	25	26	27	28	29	30	31	32	33
CHILD	US		7	8	8,5	9	10	10,5	11	12	12,5	13,5	1
	UK		6	7	8	8.5	9	10	11	11.5	12.5	13	1
	JAPAN		14,3	15	15,6	16,3	17	17,6	18,3	19	19,6	20,3	21
	EURO												

		EURO	34	35	36	37	38	39	40	41	42	43	44	45	46
WOMEN	US		3	4	5	5,5	6,5	7	8	9	9,5	10	11	12	13
	UK		2	2.5	3.5	4	5	5.5	6.5	7.5	8	9	9,5	10	11
	JAPAN		21,6	22,3	23	23,6	24,3	25	25,6	26,3	27	27,6	28,3	29	29,6
	EURO														

		EURO	34	35	36	37	38	39	40	41	42	43	44	45	46	47	48	49	50
MEN	US		2,5	3,5	4,5	5	6	6,5	7	8	8,5	9	10	11	12	12,5	13	14	15
	UK		2	2,5	3,5	4	5	5,5	6,5	7,5	8	9	9,5	10	11	12	12,5	13	14
	JAPAN		21,6	22,3	23	23,6	24,3	25	25,6	26,3	27	27,6	28,3	29	29,6	30,3	31	31,6	32,3
	EURO																		

Stretch Canvas Soft Shoes : We suggest opting for two sizes larger than your regular fit. If you want more support, sticking to your usual size or going one size up would be ideal.

TURNER SHOES

	XS		S		M		L		XL	
EURO	34	35	36	37	38	39	40	41	42	43
US	4	4.5	5.5	6.5	7	7.5	8	8.5	9	9.5
UK	2	2.5	3.5	4.5	5	5.5	6.5	7	8	9
JAPAN	21	21,5	22	22,5	23,5	24,5	25,5	26	26,5	27,5

POINTES SHOES & DEMI POINTES

SIZE UK	13	1	1.5	2	2.5	3	3.5	4	4.5	5	5.5	6	6.5	7	7.5	8	8.5	9
SIZE EUR	32	33	33.5	34	35	35.5	36	36.5	37	38	39	39.5	40	41	41.5	42	42.5	43
SIZE JAPAN	19,8	20,4	20,8	21,1	21,8	22,1	22,4	22,8	23,1	24,2	24,9	25,5	25,8	26,4	26,8	27,2	27,5	27,8
SIZE US	1	3.5	4	4.5	5	5.5	6	6.5	7	7.5	8	8.5	9	9.5	10	10.5	11	11.5