

CARDIO MACHINES & STRENGTH STATIONS

ONE STEP AHEAD IN GYM CREATION
WWW.STRIDEEUROPE.COM

STRIDE



STRIDE
GYM CREATION | STRIDEEUROPE.COM

1. CARDIO MACHINES

PG 6 - 15



PG 6

BASIC STRIDER X



PG 7

COMMERCIAL STRIDER X



PG 10

COMMERCIAL STEPPER



PG 12

COMMERCIAL BIKE



PG 13

COMM. RECUMBENT BIKE



PG 14

AIRBIKE



PG 15

CONCEPT 2 ROWERG



PG 15

CONCEPT 2 SKIERG



PG 15

ASSAULT AIR RUNNER

2. STRENGTH STATIONS

PG 16 - 84



PG 18 - 25 WEIGHT STACK - DUAL FUNCTION



PG 26 - 41 WEIGHT STACK - SINGLE FUNCTION



PG 42 - 51 CABLE STATIONS



PG 52 - 63 COMMERCIAL GYM EQUIPMENT



PG 64 - 79 PLATE LOADED STATIONS



PG 80 - 84 OUTDOOR STATIONS



SCAN QR CODE TO SEE
ALL STRENGTH STATIONS ONLINE.

[SHOP.STRIDEEUROPE.COM/SHOP](https://shop.strideeurope.com/shop)

BASIC STRIDER X

Art. Nr.	Item
STR-BSCSTRIDERX	Basic STRIDER X Treadmill



Price

SPECS

DISPLAY:	LED, SHOWING INCLINE, TIME, HEART RATE, CALORIES, DISTANCE, SPEED.
PROGRAMS:	MANUAL, 7 AUTOMATIC, 2 USER-DEFINED.
DIVERSE PROGRAMS:	INCLUDES SIX PROFESSIONAL EXERCISE PROGRAMS AND REAL-TIME RUNNING SIMULATION.
HEART RATE MONITORING:	ACCURATE SENSORS FOR OPTIMAL TRAINING.
SAFETY AND COMFORT:	FEATURES SAFETY PADLOCKS AND A PU RUBBER-COATED GRIP.
SHOCK ABSORPTION:	MINIMIZES VIBRATIONS FOR A SMOOTHER RUN.
ACCESSORY HOLDERS:	CONVENIENTLY HOLDS IPADS AND MOBILES.
SCREEN TYPE:	ACRYLIC TOUCH SCREEN
ADDITIONAL FEATURES:	HI-FI STEREO, DIAL ADJUSTMENT, BLUETOOTH CONNECTIVITY
COLOR:	BLACK SAND PATTERN
POWER SUPPLY:	AC 220V, 10A
MOTOR:	AC 3 CHP (MAX 7 HP)

ASSEMBLED SIZE:	2145 X 880 X 1450 MM
NET/GROSS WEIGHT:	150 KG / 180 KG
MAX LOAD:	150 KG
SPEED RANGE:	0.8-22 KM/H
INCLINE:	0% TO 16%, -3% TO 16%.

The Basic Strider X Treadmill revolutionizes your fitness experience with its state-of-the-art technology and robust design. **Engineered for both novices and seasoned athletes**, this treadmill incorporates a high-definition touch screen display that provides instant feedback on speed, incline, calories burned, time elapsed, and heart rate, ensuring you stay engaged and motivated throughout your workout.



COMMERCIAL STRIDER X

Art. Nr.	Item
STR-COMMSTRIDERX	Commercial Strider X Treadmill

Price **SPECS**



The Commercial Strider X Treadmill is a cutting-edge cardio machine, **perfect for professional gyms, training studios, and home gyms that demand premium quality.** Whether you're walking, jogging, or sprinting, this treadmill ensures a smooth, efficient, and enjoyable workout experience for users of all fitness levels. Its powerful motor, ergonomic design, and entertainment-ready console provide the perfect mix of performance, comfort, and technology.

SCREEN:	ACRYLIC TOUCH SCREEN
MOTOR:	AC 3 CHP (MAX 7 HP)
SPEED:	RANGES FROM 0.8 TO 22 KM/H
INCLINE:	ELECTRONIC ADJUSTMENT FROM -3% TO 16%
FEATURES:	HI-FI STEREO, BLUETOOTH CONNECTIVITY, DIAL ADJUSTMENT
SAFETY:	INTEGRATED SAFETY PADLOCKS ENSURE USER SECURITY DURING WORKOUTS.
SHOCK ABSORPTION:	AUTOMATIC COMPENSATION
DEVICE COMPATIBILITY:	INCLUDES HOLDERS FOR IPADS AND MOBILE DEVICES.


ASSEMBLED SIZE:	2145 X 880 X 1450 MM
MAX LOAD:	150 KG
NET/GROSS WEIGHT:	150 KG / 180 KG
POWER SUPPLY:	AC 220V, 10A



STRIDE CARDIO MACHINES POWER UP YOUR PERFORMANCE.

COMMERCIAL STEPPER
Endless Steps. Maximum Burn.





COMMERCIAL STRIDER X
Engineered for Relentless Runs.

BASIC STRIDER X
Run Hard. Last Longer.

STRIDE COMMERCIAL STEPPER

Art. Nr.	Item	Price
STR-COMMSTEPPER	STRIDE Commercial Stepper	



Elevate your fitness facility with the Commercial Stepper, designed to offer a rigorous cardio workout with a stylish edge. This commercial-grade elliptical machine combines **sleek design with robust functionality** to meet the needs of every user, from beginners to advanced athletes.

SPECS

CONSOLE:	LCD SCREEN DISPLAYS METRICS FOR SPEED, CALORIES, TIME, DISTANCE, AND WATTS
MATERIAL:	HEAVY-DUTY STEEL FRAME WITH POWDER-COATED FINISH
DIMENSIONS:	2200 X 800 X 1750 MM
WEIGHT:	NET: 108 KG, GROSS: 120 KG
PACKAGING:	THE STEPPER IS SECURELY PACKAGED IN A STURDY, REINFORCED BOX WITH PROTECTIVE FOAM PADDING TO ENSURE SAFE DELIVERY.
BOX DIMENSIONS:	130 CM X 70 CM X 35 CM
GROSS WEIGHT:	APPROX. 55 KG



NO NEED FOR ELECTRICITY



Ergonomic handlebars and adjustable seat for customized comfort.

High-performance air resistance system adapts to effort levels.

Durable steel frame with anti-scratch powder coating for long-term use.

Low-maintenance design suitable for home gyms and commercial facilities.



COMMERCIAL BIKE

Art. Nr.	Item	Price
STR-COMMBIKE	STRIDE Commercial Bike	



The Commercial Bike is built to deliver a superior cycling experience for fitness enthusiasts and professionals alike. Designed for use in commercial gyms, fitness studios, and home gyms, this bike offers a smooth, quiet, and efficient ride, making it ideal for users of all fitness levels. Its **durable steel frame**, **advanced resistance system**, and **ergonomic design** ensure unmatched performance and long-term durability.

SPECS

CONSOLE:	LED CONSOLE DISPLAYING TIME, DISTANCE, RESISTANCE LEVEL, RPM, SPEED, CALORIES, AND HEART RATE
----------	-----------------------------------------------------------------------------------------------

POWER:	SELF GENERATOR
--------	----------------

RESISTANCE:	MAGNETISM WITH 16 LEVELS
-------------	--------------------------

FLYWHEEL WEIGHT:	14 KG
------------------	-------

FEATURES:	SELF-GENERATOR, PROFESSIONAL GRADE PEDAL
-----------	------------------------------------------

PEDAL:	PROFESSIONAL COMMERCIAL GRADE
--------	-------------------------------

ASSEMBLED SIZE:	1205 X 550 X 1560 MM
-----------------	----------------------

MAX USER WEIGHT:	150 KG
------------------	--------

WEIGHT:	NET: 59 KG, GROSS: 66 KG
---------	--------------------------



NO NEED FOR
ELECTRICITY



COMMERCIAL RECUMBENT BIKE

Art. Nr.	Item	Price
STRCOMMRECBPRO	Commercial Recumbent Bike (LCD)	



The Commercial Recumbent Bike is engineered for professional-grade performance and user comfort. Ideal for gyms, fitness studios, and home workout spaces, it combines a robust steel frame with an ergonomic design for a smooth, joint-friendly ride. Its **self-powered LED console provides real-time performance metrics**, while the adjustable seating and magnetic resistance system deliver a customized and efficient workout experience.

SPECS

POWER SYSTEM:	SELF-GENERATING POWER SYSTEM WITH A 3-MINUTE POWER OFF DELAY FEATURE.
CONSOLE:	LED DISPLAY PROVIDING REAL-TIME FEEDBACK ON TIME, DISTANCE, RESISTANCE LEVEL, RPM, SPEED, CALORIES, AND HEART RATE.
RESISTANCE:	MAGNETISM WITH 16 ADJUSTABLE LEVELS
FLYWHEEL:	9.3 KG
PEDALS:	PROFESSIONAL COMMERCIAL GRADE PEDALS
ASSEMBLED SIZE:	1754 X 658 X 1341 MM
MAX USER WEIGHT:	150 KG
STRIDE LENGTH:	34 CM
LANGUAGES:	ENGLISH
TRANSMISSION:	HIGH-QUALITY POLY-V BELT AND BIDIRECTIONAL BEARING FOR SMOOTHER OPERATION.



NO NEED FOR
ELECTRICITY



STRIDE AIRBIKE

Art. Nr.	Item	Price
STR-AIRBIKER	STRIDE Airbike	



The Airbike is engineered for intense cardio workouts, offering unmatched durability and performance. Designed for athletes, fitness enthusiasts, and gym owners, this premium air resistance bike adapts to your effort level—delivering scalable resistance for all fitness levels. Whether you're looking to **burn calories, build endurance, or enhance metabolic conditioning**, the Airbike is the ultimate tool for high-intensity interval training (HIIT).

SPECS

CONSOLE: LED CONSOLE DISPLAYING TIME, DISTANCE, RESISTANCE LEVEL, RPM, SPEED, CALORIES, AND HEART RATE

POWER: SELF GENERATOR

RESISTANCE: MAGNETISM WITH 16 LEVELS

FLYWHEEL WEIGHT: 14 KG

FEATURES: SELF-GENERATOR, PROFESSIONAL GRADE PEDAL

PEDAL: PROFESSIONAL COMMERCIAL GRADE

ASSEMBLED SIZE: 1295 X 590 X 1220 MM

MAX USER WEIGHT: 150 KG

WEIGHT: NET: 59 KG, GROSS: 66 KG



NO NEED FOR
ELECTRICITY



CONCEPT2 ROWERG

Art. Nr.	Item	Price
CON2-ROW(D)	Concept2 RowErg	



CONCEPT2 SKIERG

Art. Nr.	Item	Price
CON2-SKIERG	Concept2 SkiErg	
CON2-SKISTAND	Concept2 SkiErg Floor Stand	



ASSAULT AIR RUNNER PRO

Art. Nr.	Item	Price
SPS-ASSAULTRUNPRO	Assault Air Runner PRO	



6 TYPES OF STATIONS



WEIGHT STACK - DUAL



WEIGHT STACK - SINGLE



CABLE STATIONS

KEY FEATURES

Frame Construction

All products have frames made from COLD ROLL tubes with a wall thickness of 3mm, which is considered commercial-grade quality.

Hand Grips

The hand grips are made from a non-absorbent thermoplastic rubber compound that resists wear and sweat, ensuring a firm, lasting, and reliable grip. They are also capped with aluminum alloy at the ends to prevent slippage.

Electrostatic Powder Coating

The steel frames are treated with an electrostatic powder coating, providing strong adhesion, exceptional durability, and a reliable structure.

High Strength Bolts

The products use high-strength bolts ranging from 8.8G to 10.9G.

Rubber Cushion

Rubber cushions are placed at the bottom of the feet to ensure stability and protect the floor.





COMMERCIAL GYM EQUIPMENT



PLATE LOADED STATIONS



OUTDOOR STATIONS

Weight Stack

The weight stacks are CNC precision-engineered with 5kg increments, allowing for progressive resistance adjustments.

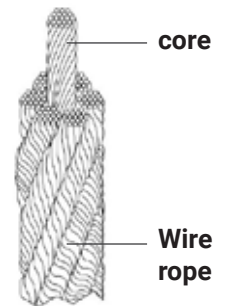
Pulley System

The pulleys are made from HDPE (High Density Polyethylene), CNC processed with sealed bearings inside, making them wear-resistant, low friction, low vibration, and noiseless.

**7 strands /
19 wires per strand**

Commercial Grade Cables

The cables are of commercial-use quality with 7x19 strand construction, providing maximum strength and flexibility with a 1500kg tensile strength.



Guide Rods

The guide rods connecting weight stacks are made from solid steel with a hardened chrome finish, ensuring longer service life.

Cushioning/Pad

The cushioning is made from high-density foam with a wear-resistant PVC cover, ensuring enhanced comfort and durability.

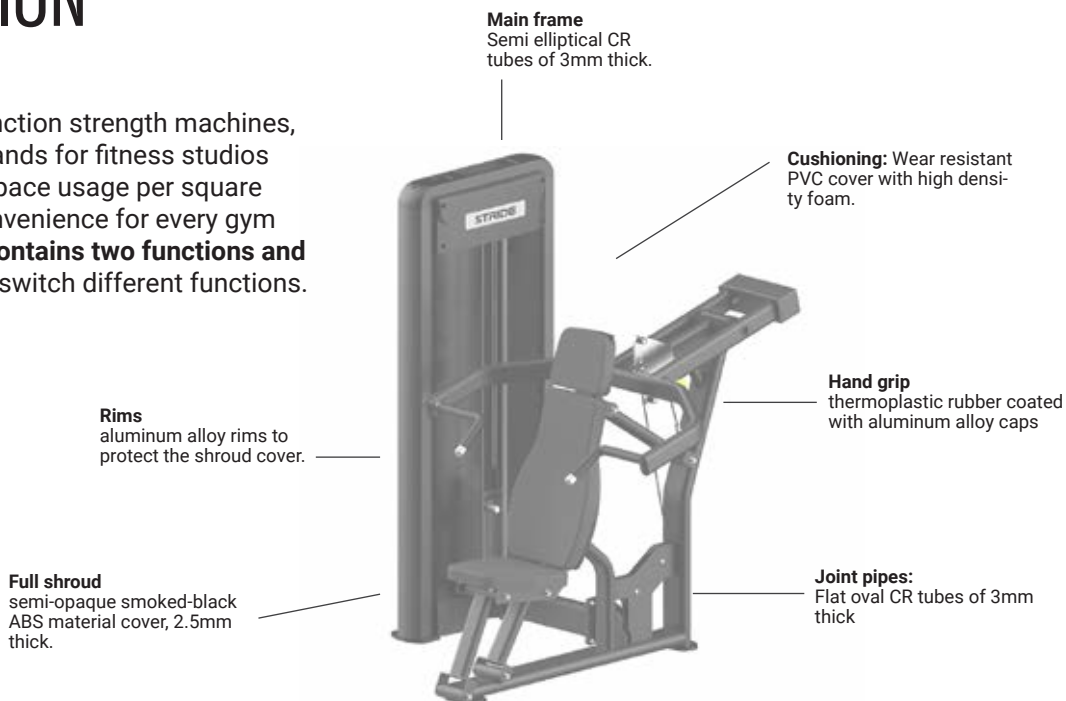
Magnetic Selector Pin

The magnetic selector pin ensures quick and safe changes between sets.

WEIGHT STACK

DUAL FUNCTION

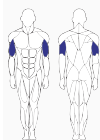
These stations are dual function strength machines, designed to meet the demands for fitness studios and clubs to improve the space usage per square meter and increase the convenience for every gym members. **Each machine contains two functions and exercise methods**, easy to switch different functions.



BICEPS/TRICEPS

Art. Nr.	Item	Price/€
STR-BICEPSTRICEPS-5504	STRIDE biceps/triceps	

1100*1200*1660mm
 Weight Stack: 70KG
 Net Weight: 205KG



ARMS


STANDING BICEPS/TRICEPS

Art. Nr.	Item	Price/€
STR-STANDBICEPSTRICEPS-5505	STRIDE standing biceps/triceps	

1200*750*2160mm
 Weight Stack: 100KG
 Net Weight: 195KG




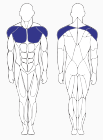
ARMS





PECTORAL FLY/REAR DELTOID


Art. Nr.	Item	Price/€
STR-PECTORALPECFLY-5503	STRIDE pectoral fly/rear deltoid	
990*1115*1994mm Weight Stack: 80KG Net Weight: 235KG		



CHEST / SHOULDERS



AB CRUNCH/BACK EXTENSION


Art. Nr.	Item	Price/€
STR-CRUNCHEXTENSION-5508	STRIDE ab crunch/back extension	
1100*1200*1660mm Weight Stack: 70KG Net Weight: 210KG		

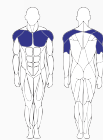


CORE / LOWER BACK



SEATED SHOULDER/CHEST PRESS

Art. Nr.	Item	Price/€
STR-SHOULDERCHEST-5501	STRIDE seated shoulder/chest press	
1650*1450*1660mm Weight Stack: 90KG Net Weight: 230KG		



CHEST / SHOULDERS / ARMS



STANDING SHOULDER/CHEST PRESS

Art. Nr.	Item	Price/€
STR-SHOULDERCHEST2-5502	STRIDE standing shoulder/chest press	
1300*1600*2300mm Weight Stack: 90KG Net Weight: 205KG		



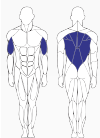

CHEST / SHOULDERS / ARMS



LAT DOWN/LOW ROW

Art. Nr.	Item	Price/€
STR-LATROW-5506	STRIDE lat down/low row	

1250*1750*2200mm
Weight Stack: 100KG
Net Weight: 220KG



BACK / ARMS

ADDUCTOR/ABDUCTOR

Art. Nr.	Item	Price/€
STR-ABDUCTOR-5510	STRIDE adductor/abductor	
746*1694*1660mm Weight Stack: 80KG Net Weight: 205KG		



HIPS / THIGHS

ASSISTED DIP/CHIN UP

Art. Nr.	Item	Price/€
STR-ASSISTDIPCHIN-5507	STRIDE assisted dip/chin up	
1800*1000*2500mm Weight Stack: 80KG Net Weight: 240KG		



UPPER BODY

LEG PRESS/SEATED CALF

Art. Nr.	Item	Price/€
STR-LEGCALF-5511	STRIDE leg press/seated calf	
2000*1100*1660mm Weight Stack: 100KG Net Weight: 290KG		




LEGS

LEG EXTENSION/LYING LEG CURL

Art. Nr.	Item	Price/€
STR-LEGEXTLEGCURL-5509	STRIDE leg extension/lying leg curl	

1700*1200*1660mm
Weight Stack: 90KG
Net Weight: 220KG



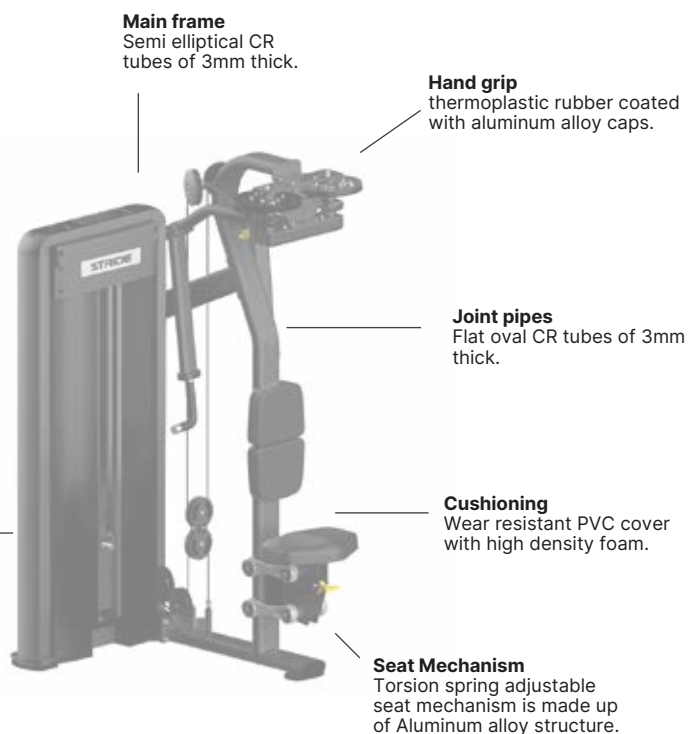
LEGS



WEIGHT STACK

SINGLE FUNCTION

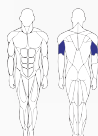
Our Single Function Weight Stack comes with advanced biomechanics, the ergonomic design ensures that each movement aligns perfectly with the body's natural range of motion. The CNC-machined manufacturing technique and the precise robot welding guarantee the smooth, noiseless operation and optimal resistance throughout your workout experience.



TRICEPS EXTENSION

Art. Nr.	Item	Price/€
STR-TRICEPSEXT-61A12	STRIDE triceps extension	

1210*1300*1660mm
Weight Stack: 60KG
Net Weight: 205KG

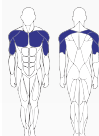


ARMS

TRICEPS DIP


Art. Nr.	Item	Price/€
STR-TRICEPSDIP-61A11	STRIDE triceps dip	

1264*1237*1660mm
Weight Stack: 80KG
Net Weight: 215KG



ARMS / CHEST

BICEPS CURL

Art. Nr.	Item	Price/€
STR-BICEPS-61A10	STRIDE biceps curl	
1050*1300*1660mm Weight Stack: 60KG Net Weight: 190KG		



ARMS

LOW ROW

Art. Nr.	Item	Price/€
----------	------	---------

STR-LOWROW-61A13	STRIDE low row	
------------------	----------------	--

746*2046*1660mm
Weight Stack: 80KG
Net Weight: 180KG



BACK / ARMS

MID LOW ROW

Art. Nr.	Item	Price/€
----------	------	---------

STR-MIDROW-61A14	STRIDE mid low	
------------------	----------------	--

746*1914*1660mm
Weight Stack: 80KG
Net Weight: 195KG



BACK / ARMS

LAT PULL DOWN

Art. Nr.	Item	Price/€
----------	------	---------

STR-LATPDOWN-61A15	STRIDE lat pull down	
--------------------	----------------------	--

1140*1250*2220mm
Weight Stack: 90KG
Net Weight: 195KG



BACK / ARMS

LAT PULL DOWN DIVERGING

Art. Nr.	Item	Price/€
----------	------	---------

STR-LATPDIVERGING-61A15A	STRIDE lat pull down diverging	
--------------------------	--------------------------------	--

1450*1180*2150mm
Weight Stack: 90KG
Net Weight: 265KG




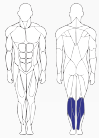
BACK / ARMS






SEATED CALF

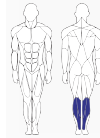
Art. Nr.	Item	Price/€
STR-SEATCALF-61A30	STRIDE seated calf	
746*1618*1660mm Weight Stack: 80KG Net Weight: 190KG		
		



CALVES


STANDING CALF

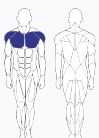
Art. Nr.	Item	Price/€
STR-STANDCALF-61A31	STRIDE standing calf	
991*1236*1660mm Weight Stack: 100KG Net Weight: 210KG		
		



CALVES


PECTORAL BUTTERFLY

Art. Nr.	Item	Price/€
STR-PECTORALBUTTER-61A07	STRIDE pectoral butterfly	
1350*1100*1660mm Weight Stack: 80KG Net Weight: 210KG		
		



CHEST

PECTORAL FLY/REAR DELTOID

Art. Nr.	Item	Price/€
STR-PECTFLYDELTOID-61A09	STRIDE pectoral fly/rear deltoid	
990*1115*1994mm Weight Stack: 80KG Net Weight: 235KG		
		



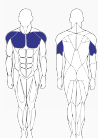
CHEST / SHOULDERS

CHEST PRESS

Art. Nr. Item Price/€

STR-CHESTPRESS-61A04 STRIDE chest press

1173*1333*1660mm
Weight Stack: 80KG
Net Weight: 225KG



CHEST/ SHOULDERS / ARMS

CHEST PRESS CONVERGING

Art. Nr. Item Price/€

STR-CHESTPRESSCONVERG-61A04A STRIDE chest press converging

1150*1450*1660mm
Weight Stack: 80KG
Net Weight: 230KG



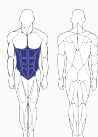
CHEST/ SHOULDERS / ARMS

UPPER/MID ABDOMINAL TRAINER

Art. Nr. Item Price/€

STR-UPPERMIDABDOM-61A18 STRIDE upper/mid abdominal trainer

1200*1000*1660mm
Weight Stack: 70KG
Net Weight: 185KG



CORE

LOWER ABDOMINAL TRAINER

Art. Nr. Item Price/€

STR-LOWERABDOMINAL-61A18A STRIDE Lower abdominal trainer

746*2046*1660mm
Weight Stack: 80KG
Net Weight: 180KG



CORE


ROTARY TORSO

Art. Nr.	Item	Price/€
STR-ROTATORSO-61A19	STRIDE rotary torso	
746*2046*1660mm Weight Stack: 80KG Net Weight: 180KG		



CORE


BACK EXTENSION

Art. Nr.	Item	Price/€
STR-BACKEXTENSION-61A17	STRIDE back extension	
1200*1060*1660mm Weight Stack: 70KG Net Weight: 185KG		



CORE / LOWER BACK


GLUTEUS MAXIMUS TRAINER (LINEAR)

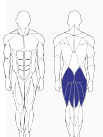
Art. Nr.	Item	Price/€
STR-GLUTEMAX-61A21	STRIDE gluteus maximus trainer (linear)	
2027*843*1660mm Weight Stack: 80KG Net Weight: 190KG		



GLUTES / LEGS


GLUTEUS MAXIMUS TRAINER

Art. Nr.	Item	Price/€
STR-GLUTEUS-61A21A	STRIDE gluteus maximus trainer	
1226*845*1660mm Weight Stack: 80KG Net Weight: 185KG		




GLUTES / LEGS

MULTI HIP

Art. Nr.	Item	Price/€
STR-MULTIHIP-61A20	STRIDE multi hip	
1066*1568*1660mm Weight Stack: 70KG Net Weight: 235KG		




ADDUCTION AND ABDUCTION COMBO

Art. Nr.	Item	Price/€
STR-ADDUCTABDUCTWS-61A60	STRIDE adduction and abduction combo	
746*2046*1660mm Weight Stack: 80KG Net Weight: 180KG		




ABDUCTION

Art. Nr.	Item	Price/€
STR-ABDUCTWS-61A23	STRIDE abduction	
746*1664*1660mm Weight Stack: 80KG Net Weight: 205KG		



ADDUCTION


Art. Nr.	Item	Price/€
STR-ADDUCTORWS-61A22	STRIDE adduction	
746*1664*1660mm Weight Stack: 80KG Net Weight: 200KG		








LEG EXTENSION

Art. Nr.	Item	Price/€
STR-EXTENSION-61A24	STRIDE leg extension	
1400*1200*1660mm Weight Stack: 80KG Net Weight: 220KG		




PRONE LEG CURL

Art. Nr.	Item	Price/€
STR-PRONELEGCURL-61A26	STRIDE prone leg curl	
1500*1160*1660mm Weight Stack: 80KG Net Weight: 200KG		




SEATED LEG PRESS

Art. Nr.	Item	Price/€
STR-LEGPRESS-61A28	STRIDE seated leg press	
1400*1150*1660mm Weight Stack: 100KG Net Weight: 280KG		



STANDING LEG CURL TRAINER

Art. Nr.	Item	Price/€
STR-LEGCURL-61A25A	STRIDE standing leg curl trainer	
1350*1200*1660mm Weight Stack: 70KG Net Weight: 235KG		






SEATED LEG CURL

Art. Nr.	Item	Price/€
STR-LEGCRL-61A25	STRIDE seated leg curl	

1500*1200*1660mm
Weight Stack: 80KG
Net Weight: 220KG



LEGS

PULL UP SHOULDER

Art. Nr.	Item	Price/€
----------	------	---------

STR-SHOULDERPULUP-61A02	STRIDE pull up shoulder	
-------------------------	-------------------------	--

1169*1208*1660mm
Weight Stack: 70KG
Net Weight: 200KG



UPPER BODY

LATERAL RAISE

Art. Nr.	Item	Price/€
----------	------	---------

STR-LATERAL-61A03	STRIDE lateral raise	
-------------------	----------------------	--

1119*1168*1660mm
Weight Stack: 60KG
Net Weight: 185KG



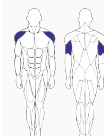
SHOULDERS

SHOULDER PRESS CONVERGING

Art. Nr.	Item	Price/€
----------	------	---------

STR-SHOULDERPRESS-61A01A	STRIDE shoulder press converging	
--------------------------	----------------------------------	--

1415*1460*1660mm
Weight Stack: 70KG
Net Weight: 225KG



SHOULDERS / ARMS

SHOULDER PRESS

Art. Nr.	Item	Price/€
----------	------	---------

STR-SHOULDER-61A01	STRIDE shoulder press	
--------------------	-----------------------	--

1479*1413*1660mm
Weight Stack: 70KG
Net Weight: 230KG

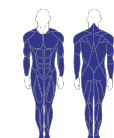


SHOULDERS / ARMS



CABLE STATIONS

Our Multifunctional Training Series is a perfect combination of Smith machine, Squat Rack and Cable Crossover, which can effectively exercise all body muscles including six major muscle groups, and perform more than 100 training movements. The product design has smooth lines and is durable in heavy duty, able to meet the demands of various fitness sites.



FULL BODY (MULTIPLE STATIONS)

Frame Features

The main frame is made from COLD ROLL Tubes with a wall thickness of 3mm, 3mm tube is the commercial grade quality in the market.

Magnetic Selector Pin

The magnetic selector pin ensures quick, safe changes between sets.

Solid Guide Rods

Guide rods connecting weight stacks are solid steel and hardened chrome finish, ensuring longer service life.


1500kg Rated Commercial Grade Cables

Commercial-use quality cable specs: 7×19 strand construction, maximum 1500kg strength. Cable Inner diameter 4mm Outer Diameter 5.8mm, the cover is PA Nylon (Polyamide)

Weight Stack

The CNC precision-engineered weight stack with 5kg increments allows for progressive resistance adjustments.


CABLE CROSSOVER

Art. Nr.	Item	Price/€
STR-CABLECROSS-61A32	STRIDE cable crossover	
3933*746*2416mm Weight Stack: 70KG * 2 Net Weight: 390KG		



CHEST, BACK, SHOULDERS, ARMS, CORE (VARIES BY EXERCISE)

FUNCTIONAL TRAINER

Art. Nr.	Item	Price/€
STR-FUNCTIONAL-61A32B	STRIDE functional trainer	
1792*1074*2283mm Weight Stack: 70KG*2 Net Weight: 355KG		




FULL BODY POTENTIAL (CABLE-BASED)





STATION MULTI GYM

Art. Nr.	Item	Price/€
STR-4STATION-6280	STRIDE Station Multi Gym	
3550*2100*2400mm Weight Stack: 90*2/70*2 KG Net Weight: 699KG		



FULL BODY (MULTIPLE STATIONS)


6 STATION MULTI GYM

Art. Nr.	Item	Price/€
STR-6MULTIGYM-6280A	STRIDE 6 Station Multi Gym	
5360*3530*2400mm Weight Stack: 90*2/70*3 KG Net Weight: 800KG		



FULL BODY (MULTIPLE STATIONS)


9 STATION MULTI GYM

Art. Nr.	Item	Price/€
STR-9MULTIGYM-6280B	STRIDE 9 Station Multi Gym	
6600*3530*2400mm Weight Stack: 90*4/70/4 KG Net Weight: 1279KG		



FULL BODY (MULTIPLE STATIONS)

14 STATION MULTI GYM

Art. Nr.	Item	Price/€
STR-14MULTIGYM-6280C	STRIDE 14 Station Multi Gym	
11000*3530*2400mm Weight Stack: 90*6/70*6 KG Net Weight: 1958KG		



FULL BODY (MULTIPLE STATIONS)


FUNCTIONAL DUAL TRAINER (SMITH)

Art. Nr.	Item	Price/€
STR-DUALSMITH-8504	STRIDE Functional Dual Trainer (Smith)	
2443*1075.5*2215.5MM Weight Stack: 90*2 KG Net Weight: 465KG		



Pull up bars are with non-absorbent thermoplastic rubber compound cover which can resist wear and sweat, it ensures a firm, lasting and reliable grip. Hand grips are also capped with aluminum alloy at the ends to prevent slippage.

Full body engagement exercise machine with dual training position: Smith function at the back and Crossover at the front, a perfect combination of smith and crossover.



CNC machined stacked weight with 5kg increment, 90KG*2.

4mm thick semi-opaque white acrylic cover to protect the weight stack side.

Rubber cushion at the bottom of the feet to ensure the stability of the machine and protect your floor.


2pcs of weight plate storage pins on each side, 50kg weight storage for each single pin, stainless steel material pins to ensure longer service life.

FULL BODY POTENTIAL (SQUAT, PRESS, ETC.)





FUNCTIONAL DUAL TRAINER (SQUAT)

Art. Nr.	Item	Price/€
STR-DUALSQUAT-8508A	STRIDE Functional Dual Trainer (Squat)	
1939*1840*2217mm Weight Stack: 90*2 KG Net Weight: 500KG		

Full body engagement exercise machine with dual training position: Squat at one side and Crossover at other side, a perfect combination of squat and crossover.

Dual adjustable pulley system, aluminum tubes for pulley to slide up and down, ensuring smooth and silent work.

Pull up bars are with non-absorbent thermoplastic rubber compound cover which can resist wear and sweat, it ensures a firm, lasting and reliable grip. Hand grips are also capped with aluminum alloy at the ends to prevent slippage.

Dual pull up handles to meet different training demand.

A wide range of accessories included into this set to meet training demand: 1pc landmine, 1pc dip bar, 1 pair safety spotters, 1 pair sandwich hooks, 2pcs barbell storage tubes, 2pcs accessories storage hangers.

2pcs of weight plate storage pins on each side, 50kg weight storage for each single pin, stainless steel material pins to ensure longer service life.

CNC machined stacked weight with 5kg increment, 90KG*2.

Rubber corners at the bottom of the feet to ensure the stability of the machine and protect your floor.

4mm thick semi-opaque white acrylic cover to protect the weight stack side.

FULL BODY POTENTIAL (SQUAT, PRESS, ETC.)

FUNCTIONAL TRIPLE TRAINER

Art. Nr. Item Price/€

STR-TRIPLETRAINER-8509 STRIDE Functional Triple Trainer



2142 x 1310.5 x 2259
Weight Stack: 90KG x 2
Net Weight: 500KG

Full body engagement exercise machine with dual training position: Squat at one side and Crossover at other side, a perfect combination of squat and crossover.

Dual adjustable pulley system, aluminum tubes for pulley to slide up and down, ensuring smooth and silent work.

Pull up bars are with non-absorbent thermoplastic rubber compound cover which can resist wear and sweat, it ensures a firm, lasting and reliable grip. Hand grips are also capped with aluminum alloy at the ends to prevent slippage.

A wide range of accessories included into this set to meet training demand: 1pc landmine, 1pc dip bar, 1 pair safety spotters, 1 pair of j-cups, 2pcs barbell storage tubes, 2pcs accessories storage hangers.

Dual pull up handles to meet different training demands.


2pcs of weight plate storage pins on each side, 50kg weight storage for each single pin, stainless steel material pins to ensure longer service life.

CNC machined stacked weight with 5kg increment, 90KG*2.

4mm thick semi-opaque white acrylic cover to protect the weight stack side.

Rubber corners at the bottom of the feet to ensure the stability of the machine and protect your floor.

FULL BODY POTENTIAL (SQUAT, PRESS, ETC.)



COMMERCIAL GYM EQUIPMENT

These products are in the commercial strength equipment product line, using classic round tubes as the main pipe material. The noble and elegant appearance design, precise movement trajectory, and more ergonomic designs have been perfectly combined into this series.

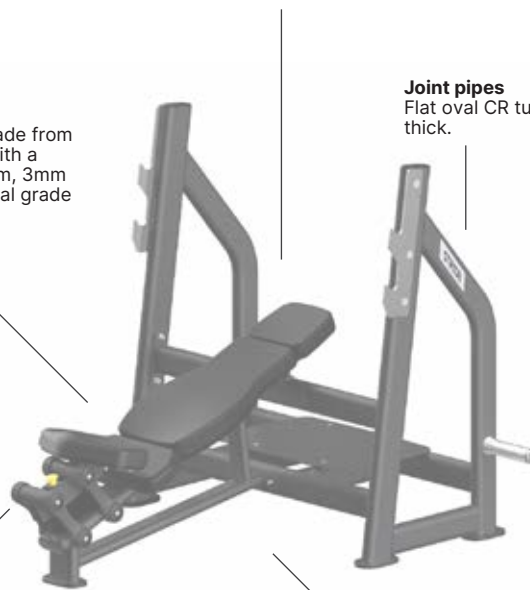
Frame Features
The main frame is made from COLD ROLL Tubes with a wall thickness of 3mm, 3mm tube is the commercial grade quality in the market.

Hand grip
thermoplastic rubber coated with aluminum alloy caps.

Joint pipes
Flat oval CR tubes of 3mm thick.

Seat Mechanism
Torsion spring adjustable seat mechanism is made up of Aluminum alloy structure.

Cushioning
Wear resistant PVC cover with high density foam.



COMMERCIAL EASY SQUAT/SIT-UP

Art. Nr.	Item	Price/€
STR-SQUATSITUP-7357	STRIDE Commercial Easy Squat/Sit-Up	

1150*750*640mm
Net Weight: 45KG




COMMERCIAL UTILITY BENCH

Art. Nr.	Item	Price/€
STR-UTILITY-7355	STRIDE Commercial Utility Bench	

920*660*720mm
Net Weight: 20KG



COMMERCIAL ADJ. BACK EXTENSION

Art. Nr.	Item	Price/€
STR-ROMANBENCH-7343	STRIDE Commercial Adjustable Back Extension	
1282*862*933mm Net Weight: 43KG		
		




KNEE LIFT AND ABDOMINAL FRAME

Art. Nr.	Item	Price/€
STR-KNEEABFRAME-61A45	STRIDE Knee lift and abdominal frame	
1150*1550*810 mm Net Weight: 90KG		
		



BICEPS CURL RACK

Art. Nr.	Item	Price/€
STR-BICEPCURL-61A37	STRIDE biceps curl rack	
800*957*946mm Net Weight: 60KG		
		



COMMERCIAL KNEES RAISE

Art. Nr.	Item	Price/€
STR-COMKNEESRAISE-7345	STRIDE Commercial Knees Raise	
1077*783*1643mm Net Weight: 59KG		
		



ADJUSTABLE BACK EXTENSION BENCH

Back It Up With Strength.

MULTI-ANGLE ADJUSTMENT
Easily switch between training intensities and user heights.



CONTOURED HIP PADS
Ergonomic design for comfort
and correct positioning.

WIDE FOOTPLATE WITH GRIPS
Secure stance for stability
during back extensions.

OLYMPIC FLAT BENCH PRESS

Art. Nr.	Item	Price/€
STR-OLYMPICFLATBPRESS-61A39	STRIDE olympic flat bench press	

1616*1523*1167mm
Net Weight: 90KG




OLYMPIC DECLINE BENCH PRESS

Art. Nr.	Item	Price/€
STR-OLYMPDECLINEBPRES-61A40	STRIDE olympic decline bench Press	

1616*1800*1167mm
Net Weight: 95KG




OLYMPIC INCLINE BENCH PRESS

Art. Nr.	Item	Price/€
STR-OLYMPINCLBPRESS-61A38	STRIDE olympic incline bench press	
1612*1727*1344mm Net Weight: 147KG		




FIXED ANGLE SIT UP BENCH

Art. Nr.	Item	Price/€
STR-SITUPBENCH-61A42	STRIDE fixed angle sit up bench	
1445*628*758mm Net Weight: 46KG		



FLAT/DECLINE ADJUSTABLE AB BENCH

Art. Nr.	Item	Price/€
STR-FLATDECLINEBENCH-61A41	STRIDE flat/decline adjustable ab bench	
1680*666*608mm Net Weight: 56KG		




COMMERCIAL FLAT BENCH

Art. Nr.	Item	Price/€
STR-COMFLATBENCH-7347	STRIDE Commercial Flat Bench	
1153*536*485mm Net Weight: 22KG		



COMM. FLAT/INCLINE/DECLINE ADJ. BENCH

Art. Nr.	Item	Price/€
STR-COMFIDBENCH-7346A	STRIDE Commercial Flat/Incline/Decline Adjustable Bench	
1600*630*134mm Net Weight: 62KG		




COMM. FLAT/INCLINE ADJ. BENCH

Art. Nr.	Item	Price/€
STR-COMFLATINCLINE-7346	STRIDE Commercial Flat/Incline Adjustable Bench	
1265*1095*526mm Net Weight: 44KG		



MULTI ADJUSTABLE BENCH

Art. Nr.	Item	Price/€
STR-MULTIADJBENCH-8546	STRIDE multi adjustable bench	
1294*606*439mm Net Weight: 58KG		



FLAT/DECLINE ADJUSTABLE AB BENCH

Train Core. Control the Angle.

MULTIPLE DECLINE SETTINGS

Quick-adjust mechanism for varied core intensity levels.



ERGONOMIC PADDING

High-density foam for comfort and lumbar support during crunches.

ANTI-SLIP FOOT ANCHORS

Secure leg positioning with adjustable roller pads.



SMITH MACHINE

Art. Nr.	Item	Price/€
STR-COMSMITH-61A33	STRIDE Smith Machine	



BARBELL HOLDER FOR FIXED BARS

Art. Nr.	Item	Price/€
STR-BARBELLHOLDER	STRIDE barbell holder for fixed bars	



SUITED FOR
FIXED
BARBELLS




FIXED BARBELL SET OF 10PCS

Art. Nr.	Item	Price/€
STR-FXBBSET	Stride Fixed Barbell set of 10pcs (10-45kg)	CONTACT YOUR SALES PERSON FOR PRICING



TPU DUMBBELL RACK (10 PAIRS) (10 PAIRS)

Art. Nr.	Item	Price/€
STR-DUMBBELL10	STRIDE TPU dumbbell rack (10 pairs)	



SUITED FOR TPU DUMBBELLS

STRIDE TPU DUMBBELL SET


Art. Nr.	Item	Price/€
STR-TPUDBSET1	STRIDE TPU DUMBBELL SET 1 (set of 8 pairs; 2,5kg - 20 kg)	
STR-TPUDBSET2	STRIDE TPU DUMBBELL SET 2 (set of 4 pairs; 22,5kg - 30kg)	
STR-TPUDBSET3	STRIDE TPU DUMBBELL SET 3 (set of 4 pairs; 32,5kg - 40kg)	
STR-TPUDBSET4	STRIDE TPU DUMBBELL SET 4 (set of 4 pairs; 42,5kg - 50kg)	

CONTACT YOUR SALES PERSON FOR PRICING



CAN BE CUSTOMISED WITH YOUR LOGO

TPU DUMBBELL RACK (15 PAIRS)

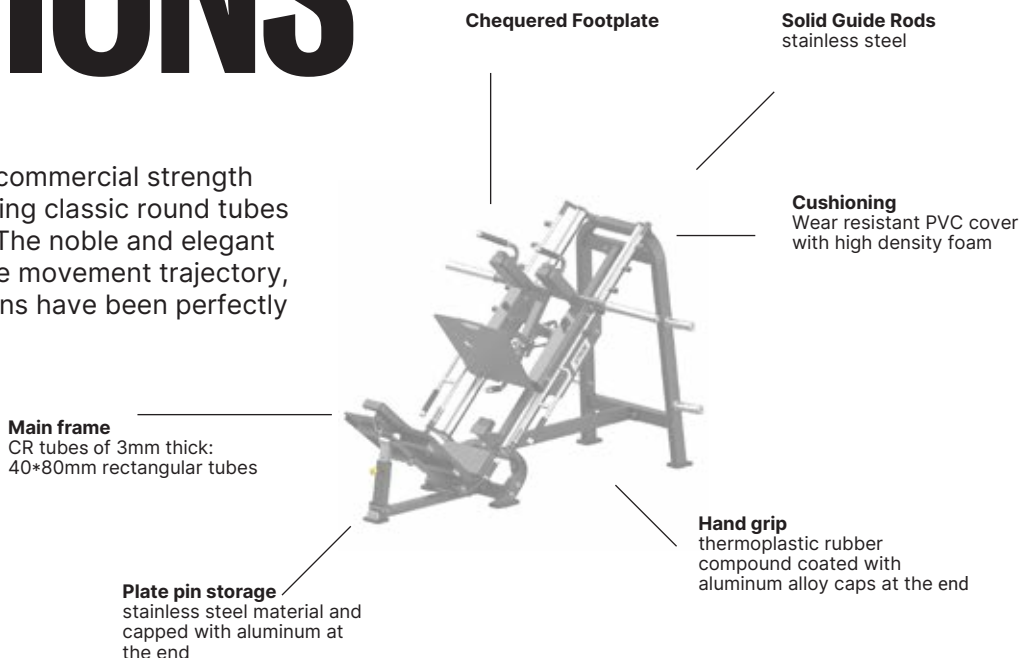
Art. Nr.	Item	Price/€
STR-DUMBBELL15	STRIDE TPU dumbbell rack (15 pairs)	



SUITED FOR TPU DUMBBELLS

PLATE LOADED STATIONS

These products are in the commercial strength equipment product line, using classic round tubes as the main pipe material. The noble and elegant appearance design, precise movement trajectory, and more ergonomic designs have been perfectly combined into this series.

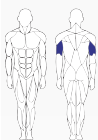


TRICEPS TRAINER

Art. Nr.	Item	Price/€
----------	------	---------

STR-TRICEPS-PL-8239	STRIDE Plate Loaded triceps trainer	
---------------------	-------------------------------------	--

1526*1435*837mm
Net Weight: 90KG



ARMS

LATERAL WIDE PULL DOWN

Art. Nr.	Item	Price/€
----------	------	---------

STR-LATPULLDOWN-PL-8203	STRIDE Plate loaded Lateral wide pull down	
-------------------------	--------------------------------------------	--

2050*1450*2000mm
Net Weight: 145KG




BACK / ARMS






LATERAL INVERTED LAT PULLDOWN

Art. Nr.	Item	Price/€
STR-INVLATPULLDOWN-PL-8204	STRIDE Plate loaded Lateral inverted lat pulldown	
2000*1450*1780mm Net Weight: 155KG		



BACK / ARMS


HIGH PULL BACK MUSCLE TRAINER

Art. Nr.	Item	Price/€
STR-HIGHBACK-PL-8237	STRIDE Plate Loaded High pull back muscle trainer	
1192*1112*1987mm Net Weight: 125KG		



BACK / ARMS


STANDING PULL BACK

Art. Nr.	Item	Price/€
STR-STANDPULLBACK-PL-8208	STRIDE Plate loaded standing pull back	
2150*1230*1300mm Net Weight: 90KG		



BACK / ARMS


PULL BACK

Art. Nr.	Item	Price/€
STR-PULLBACK-PL-8206	STRIDE Plate loaded pull back	
1110*1250*2000mm Net Weight: 95KG		



CHEST & SHOULDERS


LATERAL D.Y.ROW

Art. Nr.	Item	Price/€
STR-LATERALROW-PL-8207	STRIDE Plate loaded Lateral D.Y.Row	
1900*1100*1680mm Net Weight: 155KG		



BACK / ARMS


FRONT PULL DOWN

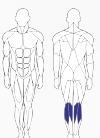
Art. Nr.	Item	Price/€
STR-FRONTPULLDOWN-PL-8204A	STRIDE Plate loaded front pull down	
1700*1250*2000mm Net Weight: 145KG		



FULL BODY (LEGS / BACK)


SEATED CALF RAISE

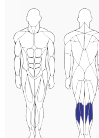
Art. Nr.	Item	Price/€
STR-CALFRAISE-PL-82018	STRIDE Plate loaded seated calf raise	
1700*1010*1100mm Net Weight: 125KG		



CALVES

STANDING CALF MACHINE

Art. Nr.	Item	Price/€
STR-STANDCALF-PL-8219	STRIDE Plate loaded standing calf machine	
1500*1100*1900mm Net Weight: 135KG		




CALVES


LOW ROW MACHINE

Art. Nr.	Item	Price/€
STR-LOWROW-PL-8207A	STRIDE Plate loaded Low row machine	


1800*1100*1850mm
Net Weight: 110KG



BACK / ARMS




GROUND BASE COMBO INCLINE

Art. Nr.	Item	Price/€
STR-COMBOINC-PL-8209	STRIDE Ground base combo incline	
1300*1400*1200mm Net Weight: 95KG		



CHEST / SHOUDERS / ARMS


COMBO DECLINE

Art. Nr.	Item	Price/€
STR-COMBODECLINE-8226	STRIDE Plated loaded combo decline	
2000*1700*2310mm Net Weight: 170KG		



CHEST / ARMS

LATERAL INCLINE CHEST PRESS

Art. Nr.	Item	Price/€
STR-LATERALCHEST-PL-8212	STRIDE Plate loaded lateral incline chest press	
2000*1700*1500mm Net Weight: 155KG		



CHEST / SHOULDERS / ARMS

LATERAL DECLINE BENCH PRESS

Art. Nr.	Item	Price/€
STR-DECPRESS-PL-8213	STRIDE Plate loaded lateral decline bench press	
1800*1100*1850mm Net Weight: 140KG		



CHEST / SHOULDERS / ARMS

ISO-LATERAL BENCH PRESS

Art. Nr.	Item	Price/€
STR-ISOPRESS-PL-8214	STRIDE Plate loaded iso-lateral bench press	
1200*1750*1710mm Net Weight: 155KG		



CHEST / SHOULDERS / ARMS

LATERAL HORIZONTAL BENCH PRESS

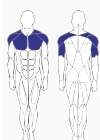
Art. Nr.	Item	Price/€
STR-LATERALBENCH-PL-8215	STRIDE Plate loaded lateral horizontal bench press	
1950*1850*1100mm Net Weight: 135KG		



CHEST / SHOULDERS / ARMS

JAMMER

Art. Nr.	Item	Price/€
STR-JAMMER-PL-8221	STRIDE Plated loaded Jammer	
1950*1650*2150mm Net Weight: 160KG		



CHEST / SHOULDERS / ARMS

INCLINE CROSSOVER MACHINE

Art. Nr.	Item	Price/€
STR-INCLINECROSSOVER-PL-8238	STRIDE Plate Loaded Incline crossover machine	
1482*1735*1268mm Net Weight: 70KG		



CHEST / SHOULDERS / ARMS

GROUND BASE COMBO TWIST LEFT

Art. Nr.	Item	Price/€
STR-COMBOTWIST-PL-8210	STRIDE Plate loaded ground base combo twist left	
1300*1400*1200mm Net Weight: 75KG		



CORE

GROUND BASE COMBO TWIST RIGHT

Art. Nr.	Item	Price/€
STR-TWIST-PL-8211	STRIDE Plate loaded ground base combo twist right	
1300*1400*1200mm Net Weight: 75KG		



CORE

BACK EXTENSION

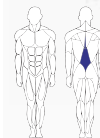
Art. Nr.	Item	Price/€
STR-BACKEXTENSION-PL-8233	STRIDE Back extension	
1520*700*1220mm Net Weight: 71KG		



CORE / LOWER BACK

SEATED ROW

Art. Nr.	Item	Price/€
STR-SEATBACKEXTENSION-PL-8241	STRIDE Plate Loaded seated row	
1467*1360*1024mm Net Weight: 90KG		



CORE / LOWER BACK

SQUAT/WITH PULL

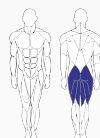
Art. Nr.	Item	Price/€
STR-SQUATPULL-PL-8205	STRIDE Plate loaded squat/with pull	
1860*1750*1320 mm Net Weight: 115KG		



FULL BODY (LEGS / BACK)

GLUTE

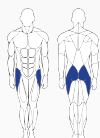
Art. Nr.	Item	Price/€
STR-GLUTE-PL-8230	STRIDE Plate loaded glute	
1600*1000*1400mm Net Weight: 105KG		



GLUTES / LEGS

HIP TRAINER

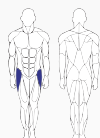
Art. Nr.	Item	Price/€
STR-HIPTRAINER-PL-8225	STRIDE Plate loaded hip trainer	
1150*1350*1500mm Net Weight: 155KG		



HIPS / GLUTES


ABDUCTION TRAINER

Art. Nr.	Item	Price/€
STR-ABDUCTION-PL-8243	STRIDE Plate Loaded abduction trainer	
1592*640*1184mm Net Weight: 65KG		



HIPS / THIGHS


HIP THRUST MACHINE

Art. Nr.	Item	Price/€
STR-HIPTHRUST-PL-82032	STRIDE Plate Loaded Hip thrust machine	
1650*1410*900mm Net Weight: 100KG		



GLUTES / LEGS

V SQUAT

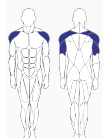
Art. Nr.	Item	Price/€
STR-VSQUAT-PL-8220	STRIDE Plate loaded V squat	
2400*1200*1600mm Net Weight: 190KG		



LEGS


LATERAL SHOULDER PRESS

Art. Nr.	Item	Price/€
STR-SHOULDERPRESS-PL-82002	STRIDE Plate loaded Lateral shoulder press	
1750*1550*1600mm Net Weight: 150KG		



SHOULDERS / ARMS


LEG PRESS

Art. Nr.	Item	Price/€
STR-LEGPRESS-PL-8222	STRIDE Plate loaded leg press	
2050*1500*1600mm Net Weight: 220KG		



LEGS

LATERAL LEG EXTENSION

Art. Nr.	Item	Price/€
STR-LATERALLEGEXT-PL-8223	STRIDE Plate loaded lateral leg extension	
1592*640*1184mm Net Weight: 65KG		



LEGS


LATERAL LEG PRESS

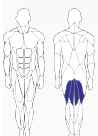
Art. Nr.	Item	Price/€
STR-LATERALLEGPRESS-PL-8217	STRIDE Plate loaded lateral leg press	
2300*1500*1600mm Net Weight: 210KG		



LEGS


LATERAL LEG CURL

Art. Nr.	Item	Price/€
STR-LATLEGCURL-PL-8224	STRIDE Plate loaded lateral leg curl	
1700*1500*950mm Net Weight: 125KG		



LEGS


LINEAR LEG PRESS

Art. Nr.	Item	Price/€
STR-LINLEGPRESS-PL-82028	STRIDE Plate loaded linear leg press	
2450*1200*1450mm Net Weight: 225KG		



LEGS


PRONE LEG PRESS MACHINE

Art. Nr.	Item	Price/€
STR-PRONELEGPRESS-PL-8231	STRIDE Plate Loaded Prone leg press machine	
2300*1450*1350mm Net Weight: 200KG		



LEGS


SQUAT LUNGE

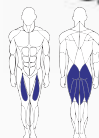
Art. Nr.	Item	Price/€
STR-SQUATLUNGE-PL-8229	STRIDE Plate loaded squat lunge	
1520*1500*900mm Net Weight: 110KG		



LEGS

RECLINING SQUAT TRAINER

Art. Nr.	Item	Price/€
STR-RECLINSQUAT-PL-8235	STRIDE Plate Loaded Reclining squat trainer	
2294*1334*1459mm Net Weight: 201KG		




LEGS

SEATED SHRUG

Art. Nr.	Item	Price/€
STR-SEATSHRUG-PL-8227	STRIDE Plated loaded seated shrug	

1650*1410*900mm
Net Weight: 100KG





UPPER TRAPS / SHOULDERS

LOW ROW MACHINE

Art. Nr.	Item	Price/€
STR-LOWROW-PL-8207A	STRIDE Plate loaded Low row machine	

1800*1100*1850mm
Net Weight: 135KG


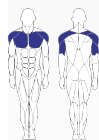



UPPER TRAPS / SHOULDERS

LATERAL SUPER INCLINE PRESS

Art. Nr.	Item	Price/€
STR-INCPRESS-PL-82001	STRIDE Plate loaded Lateral super incline press	

1800*1800*1000mm
Net Weight:145KG

CHEST / SHOULDERS / ARMS



OUTDOOR STATIONS

These products integrate a 3mm rectangular pipe, with a stable and sturdy construction. Refined welding technology provides the firmness and aesthetics to the main structure. The surface of the equipment adopts physical rust removal, and the electrostatic spraying process effectively prevents corrosion, making it more durable and long-lasting for outdoor use.

Frame Features

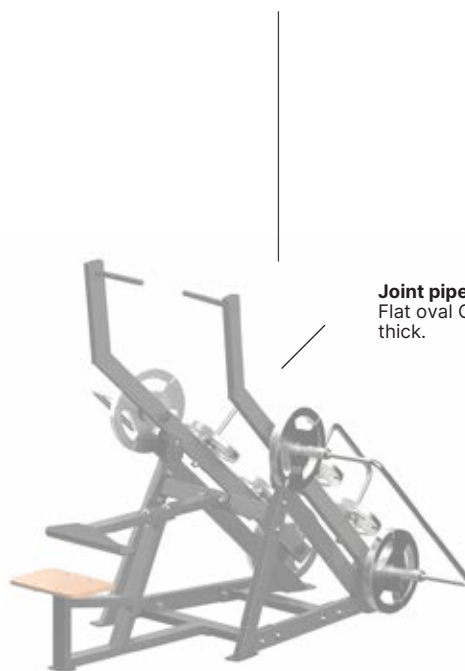
The main frame is made from COLD ROLL Tubes with a wall thickness of 3mm, 3mm tube is the commercial grade quality in the market.

Joint pipes

Flat oval CR tubes of 3mm thick.

Seat Mechanism

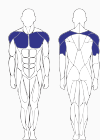
Torsion spring adjustable seat mechanism is made up of aluminum alloy structure.



TRICEPS DIP

Art. Nr.	Item	Price/€
STR-TRICEPS-OD-8312	STRIDE OUTDOOR Triceps Dip	

1467*1360*1024mm
Net Weight: 90KG



ARMS / CHEST

MID LOW


Art. Nr.	Item	Price/€
STR-MIDLOW-OD-8307	STRIDE OUTDOOR Mid Low	

1467*1360*1024mm
Net Weight: 90KG



BACK / ARMS

HORIZONTAL CHEST PRESS

Art. Nr.	Item	Price/€
STR-HORIZONTALPRESS-OD-8303	STRIDE OUTDOOR Horizontal Chest Press	
1467*1360*1024mm Weight Stack: 90KG		



CHEST / SHOULDERS / ARMS


LAT PULL DOWN

Art. Nr.	Item	Price/€
STR-LATPDOWN-OD-8308	STRIDE OUTDOOR Lat Pull Down	
1467*1360*1024mm Net Weight: 90KG		



BACK / ARMS

HORIZONTAL UPPER CHEST PRESS

Art. Nr.	Item	Price/€
STR-CHESTPRESS-OD-8304	STRIDE OUTDOOR Horizontal Upper Chest Press	
1467*1360*1024mm Net Weight: 90KG		



CHEST / SHOULDERS / ARMS


CHEST PRESS

Art. Nr.	Item	Price/€
STR-CHESTPRESS-OD2-8305	STRIDE OUTDOOR Chest Press	
1467*1360*1024mm Net Weight: 90KG		



CHEST / SHOULDERS / ARMS


LOWER CHEST PRESS

Art. Nr.	Item	Price/€
STR-CHESTPRESS-OD3-8306	STRIDE OUTDOOR Lower Chest Press	
1467*1360*1024mm Net Weight: 90KG		



CHEST / SHOULDERS / ARMS


COMBO INCLINE MACHINE

Art. Nr.	Item	Price/€
STR-COMBOINCLINE-OD-8311	STRIDE OUTDOOR Combo Incline Machine	
1467*1360*1024mm Net Weight: 90KG		



CHEST / SHOULDERS / ARMS


POWERFUL SQUAT

Art. Nr.	Item	Price/€
STR-SQUAT-OD-8309	STRIDE OUTDOOR Powerful Squat	
1467*1360*1024mm Net Weight: 90KG		



LEGS


SEATED LEG PRESS

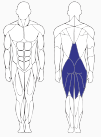
Art. Nr.	Item	Price/€
STR-LEGPRESS-OD-8314	STRIDE OUTDOOR Seated Leg Press	
1467*1360*1024mm Net Weight: 90KG		



LEGS

DEADLIFT MACHINE

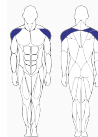
Art. Nr.	Item	Price/€
STR-DEADLIFT-OD-8310	STRIDE OUTDOOR DeadLift Machine	
1467*1360*1024mm Net Weight: 90KG		



POSTERIOR CHAIN


LATERAL RAISE


Art. Nr.	Item	Price/€
STR-LATERALRAIS-OD-8315	STRIDE OUTDOOR Lateral Raise	
1467*1360*1024mm Net Weight: 90KG		



SHOULDERS


INCLINE SHOULDER PRESS

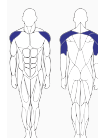
Art. Nr.	Item	Price/€
STR-SHOULDER-OD-8301	STRIDE OUTDOOR Incline Shoulder Press	
1467*1360*1024mm Net Weight: 90KG		



SHOULDERS / ARMS

SHOULDER PRESS

Art. Nr.	Item	Price/€
STR-SHOULDERPRESS-OD-8302	STRIDE OUTDOOR Shoulder Press	
1467*1360*1024mm Net Weight: 90KG		



SHOULDERS / ARMS

STANDING ASSISTED CHIN/DIP

Art. Nr.	Item	Price/€
STR-CHINDIP-OD-8313	STRIDE OUTDOOR Standing Assisted Chin/Dip	

1467*1360*1024mm
Net Weight: 90KG





UPPER BODY

CROSS ARM TRAINER

Art. Nr.	Item	Price/€
STR-CROSSARM-OD-8316	STRIDE OUTDOOR Cross Arm Trainer	

1467*1360*1024mm
Net Weight: 90KG




UPPER BODY


STRENGTH STATIONS POWER UP YOUR GYM.

SCAN QR CODE
TO SEE ALL STRENGTH
STATIONS ONLINE.

SHOP.STRIDEEUROPE.COM



SKETCH YOUR OWN GYM



STRIDE SALES TEAM



**THIBAUT
POULET**

Account Manager
Belgium
thibault
@strideeurope.com
+32 494 20 29 72



**VINCENT
GINNEBERGE**

Account Manager
Belgium
vincent
@strideeurope.com
+32 474 07 19 24



**CELINE
DE COSTER**

Account Manager
Belgium
celine
@strideeurope.com
+32 494 69 62 70



**SANDER
KAMPHUIS**

Account Manager
The Netherlands
sander
@strideeurope.com
+31 6 23 790 343



**MIKE
GRIEPINK**

Account Manager
The Netherlands
mike
@strideeurope.com
+31 6 44 215 966



**OLIVIER
DE COSTER**

Country Manager
France
olivier
@stridefrance.fr
+33 6 33 61 17 64



**WANNES
VANDELDE**

Country Manager
France
wannes
@strideeurope.com
+32 498 65 53 72



**AN-SOFIE
DE VISSCHER**

Country Manager
Spain
ansofie
@strideeurope.com
+32 498 42 52 82



**ANTHONY
BOTTA**

Country Manager
Spain
anthony
@strideeurope.com



**TOMASZ
WÓJCIK**

Country Manager
Poland
tomasz
@strideeurope.com
+48 737 50 98 87



**MATTHIAS
ALTHOFF**

Country Manager
Germany
germany
@strideeurope.com
+49 176 705 965 26



**BRODI
CASULL**

Country Manager
Germany
germany
@strideeurope.com
+49 173 651 90 40



**ÖZKAN
ARAS**

Country Manager
Germany
germany
@strideeurope.com
+49 151 500 000 37



**SIMONE
GAMIN**

Country Manager
Italy
stride-italy
@strideeurope.com
+39 6 334 310 3317



**MATTEO
CENCIG**

Country Manager
Italy
stride-italy
@strideeurope.com
+39 333 224 3529



**MILI
SKOKO**

Country Manager
South-East Europe
south-east
@strideeurope.com
+385 98 4220 55



**DAMIR
LAŠTRE**

Country Manager
South-East Europe
south-east
@strideeurope.com
+385 99 3243 587



**IGOR
OGNJENOVIC**

Country Manager
South-East Europe
south-east
@strideeurope.com
+382 67 285 921



**MICHEL
KOCH**

Country Manager
Switzerland
michel
@strideeurope.com
+41 78 805 06 84



**LEANDER
VERBRAEKEN**

Key Account
Manager / CEO
leander
@strideeurope.com



STRIDE
ONE STEP AHEAD IN GYM CREATION